Prepared for

Georgia Power Company
241 Ralph McGill Blvd NE
Atlanta, Georgia 30308

2022 ANNUAL GROUNDWATER MONITORING AND CORRECTIVE ACTION REPORT

PLANT BOWEN ASH POND 1 (AP-1)

Prepared by

Geosyntec consultants

engineers | scientists | innovators

1255 Roberts Boulevard, Suite 200
Kennesaw, Georgia 30144

Project Number GW6581F

January 2023

Geosyntec consultants

CERTIFICATION STATEMENT

This *2022 Annual Groundwater Monitoring and Corrective Action Report, Plant Bowen Ash Pond 1 (AP-1)* has been prepared in compliance with the United States Environmental Protection Agency Coal Combustion Residual Rule (40 Code of Federal Regulations [CFR] 257 Subpart D), specifically § 257.90(e), and the Georgia Environmental Protection Division Rules for Solid Waste Management 391-3-4-.10 by a qualified groundwater scientist or engineer with Geosyntec Consultants, Inc. I hereby certify that I am a qualified groundwater scientist, in accordance with the Georgia Rules of Solid Waste Management, and 40 CFR Part 258.50(g).

_____ January 31, 2023

Whitney B. Law
Georgia Professional Engineer No. 36641

Date

SUMMARY

This summary of the *2022 Annual Groundwater Monitoring and Corrective Action Report* provides the status of groundwater monitoring and corrective action program for the reporting period of January through December 2022 (referred to herein as the 2022 annual reporting period) at Georgia Power Company's (Georgia Power's) Plant Bowen Ash Pond 1 (AP-1) (the Site). This summary was prepared by Geosyntec Consultants, Inc. (Geosyntec) on behalf of Georgia Power to meet the requirements listed in Part A, Section 6[1] of the United States Environmental Protection Agency (USEPA) Coal Combustion Residual Rule (federal CCR Rule) (40 Code of Federal Regulations [CFR] 257 Subpart D).

Plant Bowen and the Site

Plant Bowen is located at 317 Covered Bridge Rd SW, nine miles southwest of Cartersville in Bartow County, Georgia. Plant Bowen is a four-unit, coal-fired, electric-generating facility that commenced operations in the 1970s. CCR material resulting from power generation have historically been transferred and stored at the Site. In preparation for AP-1 closure, the plant completed the conversion to dry ash handling in early 2019 and AP-1 no longer receives ash. The Site is located on the western portion of the Plant Bowen property. The Georgia Environmental Protection Division (GA EPD) approved closure permit no. 008-021D(CCR) for AP-1 on February 17, 2022.

Groundwater at the Site is monitored using a comprehensive well network system that meets federal and state monitoring requirements. Routine sampling and reporting began after the background groundwater conditions were established between June 2016 and August 2017. Based on groundwater conditions at the Site, an assessment monitoring program and assessment of corrective measures (ACM) program were established in January 2018 and January 2019, respectively. During the 2022 annual reporting period, the Site remained in assessment monitoring as corrective measures are being evaluated.

[1] 80 FR 21468, Apr. 17, 2015, as amended at 81 FR 51807, Aug. 5, 2016; 83 FR 36452, July 30, 2018; 85 FR 53561, Aug. 28, 2020

During the 2022 annual reporting period, Geosyntec conducted groundwater sampling events in February and July/August 2022 in support of the assessment monitoring program. Groundwater samples were submitted to Pace Analytical Services, LLC (Pace Analytical), for analysis. Per the federal CCR Rule, groundwater data from the semiannual assessment monitoring events conducted during the 2022 annual reporting period were evaluated in accordance with the certified statistical methods. The evaluations identified statistically significant values of select Appendix III[2] and Appendix IV[3] constituents in excess of established groundwater protection standards (GWPS) in select monitoring wells, as summarized in the table below for the 2022 annual reporting period. On February 22, 2022, GA EPD updated the Rules for Solid Waste Management 391-3-4-.10(6) to incorporate updated Federal GWPS where a maximum contaminant level (MCL) had not been established. These levels were specified for cobalt (0.006 milligrams per liter [mg/L]), lead (0.015 mg/L), lithium (0.040 mg/L), and molybdenum (0.100 mg/L), except when site specific background concentrations of these constituents is higher. Statistical evaluation for the February and July/August 2022 events reflect these changes.

An Alternate Source Demonstration (ASD) submitted in January 2021[4] to address the statistically significant level (SSL) of arsenic in assessment well BGWC-34D was approved by GA EPD on August 18, 2021.

Based on review of the Appendix III and Appendix IV statistical results completed for the groundwater monitoring and corrective action program for the 2022 annual reporting period, the Site will continue in assessment monitoring. Georgia Power will continue routine groundwater monitoring and reporting at the Site. Reports will be posted to Georgia Power's CCR Rule Compliance website and provided to GA EPD semiannually. A *Draft Remedy Selection Report*, which summarizes the evaluation and proposed selection of a corrective measure, or measures, will be submitted to GA EPD in February 2023.

[2] Boron, calcium, chloride, fluoride, pH, sulfate, and total dissolved solids
[3] Antimony, arsenic, barium, beryllium, cadmium, chromium, cobalt, fluoride, lead, lithium, mercury, molybdenum, selenium, thallium, and radium 226 + 228
[4] ASD submitted under separate cover on January 29, 2021, and as an appendix to the *2020 Annual Groundwater Monitoring and Corrective Action Report – Plant Bowen Ash Pond 1 (AP-1)* (Geosyntec, 2021a).

Appendix III Constituent	February 2022	July/August 2022
Boron	BGWC-7, BGWC-8, BGWC-9, BGWC-10, BGWC-12, BGWC-14A, BGWC-16, BGWC-17, BGWC-18, BGWC-19, BGWC-20, BGWC-21, BGWC-22, BGWC-23, BGWC-24, BGWC-25, BGWC-30	BGWC-7, BGWC-8, BGWC-9, BGWC-10, BGWC-12, BGWC-14A, BGWC-16, BGWC-17, BGWC-18, BGWC-19, BGWC-20, BGWC-22, BGWC-23, BGWC-24, BGWC-25, BGWC-30
Calcium	BGWC-7, BGWC-12, BGWC-16, BGWC-20, BGWC-22, BGWC-23, BGWC-24, BGWC-30	BGWC-7, BGWC-12, BGWC-14A, BGWC-16, BGWC-20, BGWC-22, BGWC-23, BGWC-24
Chloride	BGWC-10, BGWC-12, BGWC-14A, BGWC-16, BGWC-17, BGWC-20, BGWC-22, BGWC-23, BGWC-24, BGWC-30	BGWC-9, BGWC-10, BGWC-12, BGWC-14A, BGWC-16, BGWC-17, BGWC-18, BGWC-20, BGWC-22, BGWC-23, BGWC-24, BGWC-30
pH	BGWC-16, BGWC-18, BGWC-19, BGWC-24	BGWC-16, BGWC-19, BGWC-24
Sulfate	BGWC-7, BGWC-10, BGWC-12, BGWC-14A, BGWC-16, BGWC-17, BGWC-19, BGWC-20, BGWC-22, BGWC-23, BGWC-24	BGWC-7, BGWC-9, BGWC-10, BGWC-12, BGWC-14A, BGWC-16, BGWC-17, BGWC-19, BGWC-20, BGWC-22, BGWC-23, BGWC-24
Total Dissolved Solids	BGWC-7, BGWC-12, BGWC-16, BGWC-20, BGWC-22, BGWC-23, BGWC-24, BGWC-30	BGWC-7, BGWC-12, BGWC-14A, BGWC-16, BGWC-20, BGWC-22, BGWC-23, BGWC-24, BGWC-30
Appendix IV Constituent[5]	**February 2022**	**July/August 2022**
Arsenic	BGWC-34D	BGWC-34D, BGWC-37D
Cobalt	BGWC-22	BGWC-22
Molybdenum	BGWC-43D	BGWC-43D

[5] An SSL-related constituent is determined by comparing the confidence intervals developed to either the constituent's MCL, if available; where an MCL has not been established, then a CCR-rule specific GWPS; or background concentrations for constituents where the concentration is greater than the MCL or rule-specified GWPS.

Geosyntec consultants

TABLE OF CONTENTS

SUMMARY ii

1.0 INTRODUCTION 1
- 1.1 Site Description and Background 2
- 1.2 Regional Geology and Hydrogeologic Setting 2
  - 1.2.1 Regional and Site Geology 2
  - 1.2.2 Hydrogeologic Setting 3
- 1.3 Groundwater Monitoring Well Network 3

2.0 GROUNDWATER MONITORING ACTIVITIES 5
- 2.1 Monitoring Well Installation and Maintenance 5
- 2.2 Assessment Monitoring 5
- 2.3 Additional Groundwater and Surface Water Sampling 6

3.0 SAMPLING METHODOLOGY AND ANALYSES 7
- 3.1 Groundwater and Surface Water Level Measurement 7
- 3.2 Groundwater Gradient and Flow Velocity 7
- 3.3 Groundwater Sampling Procedures 9
- 3.4 Laboratory Analyses 10
- 3.5 Quality Assurance and Quality Control Summary 10

4.0 STATISTICAL ANALYSIS 12
- 4.1 Statistical Methods 12
  - 4.1.1 Appendix III Statistical Methods 12
  - 4.1.2 Appendix IV Statistical Methods 13
- 4.2 Statistical Analyses Results 14
  - 4.2.1 February 2022 Data 14
  - 4.2.2 July/August 2022 Data 14
  - 4.2.3 Summary of Statistical Analyses 15

5.0 NATURE AND EXTENT 16
- 5.1 Alternate Source Demonstration 16

6.0 MONITORING PROGRAM STATUS 17
- 6.1 Assessment Monitoring Status 17

6.2 Assessment of Corrective Measures 17
6.3 Annual Potable Well Survey 17

7.0 CONCLUSIONS AND FUTURE ACTIONS 19

8.0 REFERENCES 20

LIST OF TABLES

Table 1	Monitoring Well Network Summary
Table 2	Groundwater Sampling Event Summary
Table 3	Summary of Groundwater and Surface Water Elevations
Table 4	Horizontal Groundwater Gradient and Flow Velocity Calculations
Table 5	Summary of Groundwater Analytical Data
Table 6	Summary of Background Concentrations and Groundwater Protection Standards

LIST OF FIGURES

Figure 1	Site Location Map
Figure 2	Monitoring Well Network Map
Figure 3	Potentiometric Surface Contour Map – February 2022
Figure 4	Potentiometric Surface Contour Map – July 2022
Figure 5	Iso-Concentration Map, Cobalt – February 2022
Figure 6	Iso-Concentration Map, Molybdenum – February 2022
Figure 7	Iso-Concentration Map, Cobalt – July/August 2022
Figure 8	Iso-Concentration Map, Molybdenum – July/August 2022

LIST OF APPENDICES

Appendix A	Ash Pond Monitoring Well Certification Report – Addendum No. 6, Plant Bowen Ash Pond 1 (AP-1)
Appendix B	Well Maintenance and Repair Documentation Memoranda
Appendix C	Analytical Laboratory Results and Field Sampling Forms
Appendix D	Statistical Analysis Reports
Appendix E	Potable Well Survey Report

LIST OF ACRONYMS

ACM	Assessment of Corrective Measures
AP-1	Ash Pond 1
ASD	Alternate Source Demonstration
CCR	coal combustion residuals
CFR	Code of Federal Regulations
DO	dissolved oxygen
EDR	Environmental Data Resources
ft/day	feet per day
ft/ft	feet per foot
GA EPD	Georgia Environmental Protection Division
Georgia Power	Georgia Power Company
Geosyntec	Geosyntec Consultants, Inc.
GSC	Groundwater Stats Consulting
GWPS	Groundwater Protection Standard
HAR	Hydrogeologic Assessment Report
i	horizontal hydraulic gradient
K_h	horizontal hydraulic conductivity
MCL	Maximum Contaminant Level
mg/L	milligram per liter
n_e	effective porosity
NELAP	National Environmental Laboratory Accreditation Program
NOI	notice of intent
NTU	nephelometric turbidity units
ORP	oxidation reduction potential
Pace Analytical	Pace Analytical Services, LLC
PE	professional engineer
PL	prediction limit
QA/QC	Quality Assurance/Quality Control
SSI	statistically significant increase
SSL	statistically significant level
s.u.	standard unit
Unified Guidance	Statistical Analysis of Groundwater Data at RCRA Facilities Unified Guidance
USEPA	United States Environmental Protection Agency

1.0 INTRODUCTION

In accordance with the United States Environmental Protection Agency (USEPA) Coal Combustion Residual Rule (federal CCR Rule) (40 Code of Federal Regulations [CFR] Part 257, Subpart D) and the Georgia Environmental Protection Division (GA EPD) Rules for Solid Waste Management 391-3-4-.10, Geosyntec Consultants, Inc. (Geosyntec) has prepared this *2022 Annual Groundwater Monitoring and Corrective Action Report* to document groundwater monitoring activities conducted at Georgia Power Company (Georgia Power) Plant Bowen (Site) Ash Pond 1 (AP-1) for the reporting period of January through December 2022 (referred to herein as the 2022 annual reporting period).

Groundwater monitoring and reporting for the CCR unit is performed in accordance with the monitoring requirements of § 257.90 through § 257.95 of the federal CCR Rule, and GA EPD Rules for Solid Waste Management 391-3-4-.10(6). To specify groundwater monitoring requirements, GA EPD rule 391-3-4-.10(6)(a) incorporates by reference the federal CCR Rule. For ease of reference, the federal CCR Rule is cited within this report in lieu of citing both sets of regulations. Also, the closure permit issued by GA EPD (i.e., no. 008-021D(CCR)) stipulates that Georgia Power must maintain the groundwater monitoring system and monitor the groundwater in accordance with the approved site-specific groundwater monitoring plan and GA EPD rule 391-3-4-.10 as part of the closure and post-closure care programs.

Due to statistically significant levels (SSLs) of cobalt and molybdenum reported in the *2018 Annual Groundwater Monitoring and Corrective Action Report* (Geosyntec, 2019a), Georgia Power initiated an assessment of corrective measures (ACM) for AP-1 in January 2019. Pursuant to § 257.96(b), Georgia Power continues to monitor groundwater associated with AP-1 in accordance with the assessment monitoring program established for the unit in 2018, including semiannual monitoring and reporting pursuant to § 257.90 through § 257.95 of the federal CCR Rule and GA EPD Rules for Solid Waste Management 391-3-4-.10(6)(a).

The current reporting period groundwater data indicate that the identified SSLs of arsenic, cobalt, and molybdenum are horizontally and vertically delineated to below their corresponding groundwater protection standards (GWPS) and contained within the property boundary, or resolved with a previously submitted alternate source demonstration (ASD) (Geosyntec, 2021b).

1.1 Site Description and Background

Plant Bowen is a four-unit, coal-fired, electric-generating facility that commenced operations in the 1970s. The plant is located nine miles southwest of Cartersville in Bartow County, Georgia. The plant is bordered by the Etowah River to the north and east, and sparsely populated, forested, rural and industrial land on the south and west (**Figure 1**).

AP-1 at the Site occupies an area of approximately 254 acres. In preparation for AP-1 closure, the plant completed the conversion to dry ash handling in early 2019, and AP-1 no longer receives ash. Georgia Power submitted to GA EPD a notice of intent (NOI) stating that waste stream flows are no longer directed to AP-1, effective December 31, 2020. Georgia Power will close AP-1 by excavation and consolidation of CCR material into an approximately 144-acre lined, multi-cell storage facility situated within the current footprint of AP-1. Closure activities will be conducted in accordance with § 257.102 and corresponding Rule 391-3-4-.10(7)(b). The proposed closure approach provides a source control measure that reduces the potential for migration of CCR constituents to groundwater. Details of the closure approach have been summarized in the Amended Written Closure Plan and published in 2018 to Georgia Power's CCR Rule Compliance website. On February 17, 2022, GA EPD issued a CCR Permit (008-021D(CCR)) for the closure of Plant Bowen AP-1.

1.2 Regional Geology and Hydrogeologic Setting

The following section summarizes the geologic and hydrogeologic conditions at AP-1 as described in the *Hydrogeologic Assessment Report (Revision 3) – AP-1* (HAR Rev 3) (Geosyntec, 2021c) prepared in support of the AP-1 solid waste handling permit.

1.2.1 Regional and Site Geology

The Site is located within the Great Valley District of the Valley and Ridge Physiographic Province (Valley and Ridge) in northwest Georgia. The Valley and Ridge is characterized by Paleozoic sedimentary rocks that have been folded and faulted into the ridges and valleys that gave this region its name. The floor of the valley is underlain by shales, dolomites, and limestones of Cambrian and Ordovician age. Geologic mapping performed by Lawton et al. (1976) indicates that the Site is underlain by the Ordovician-Cambrian age Knox Dolomite and the Ordovician age Newala Limestone. Based on review of subsurface investigations at the Site, the bedrock is described as predominantly dolomite. The overall Site is underlain primarily by residuum and competent

dolomite/limestone bedrock. AP-1 is underlain primarily by three units: (i) fill material consisting of earthen embankments and CCR material; (ii) residuum; and (iii) competent dolomite/limestone bedrock.

Based on subsurface investigations, the residuum at the Site is the result of in-place weathering of the underlying dolomite/limestone bedrock. The residuum consists mainly of mottled light brown to red to yellow, low to high plasticity, stiff to very stiff clay, silt, and silty clay. Most soils contain varying amounts of black chert nodules and chert gravel. The bedrock beneath the Site is described as light to dark gray, fine to medium-grained, thinly bedded to massive, dense, and hard dolomite, limestone, and dolomitic limestone. Some evidence of weathering along fracture or bedding surfaces is observed, with some manganese or iron oxide staining. Abundant calcite veins and occasional zones of healed dolomite breccia are observed throughout the bedrock. Solution features such as voids in the underlying limestone/dolomite bedrock have formed in the bedrock over geological timeframes, primarily along pre-existing discontinuities such as joints and bedding planes. At the Site, these solution features are typically filled with residuum from the in-place weathering of the bedrock or the downward migration of the overlying residuum, but they may also be open, or water filled.

1.2.2 Hydrogeologic Setting

The uppermost aquifer at the Site occurs near the interface of the residuum and the fractured and solutioned bedrock. Groundwater recharge is by precipitation infiltrating through the residuum to bedrock, or in bedrock outcrop areas through direct infiltration into the bedrock. Groundwater flow in bedrock is under unconfined to semi-confined conditions from the mantle of overlying lower-permeability residuum and is controlled by secondary porosity along fractures and solution-enhanced features that are typically filled with residuum. Based on observations of residuum soil types, horizontal hydraulic conductivity values, and boring logs and geophysical evaluations, the movement of groundwater in the clay-rich residuum and upper weathered bedrock zone is slow and likely behaves as flow through low-permeability porous media. Groundwater flow in the dolomite/limestone bedrock is likely controlled by the secondary porosity features that are typically filled with residuum.

1.3 Groundwater Monitoring Well Network

In accordance with § 257.91, a groundwater monitoring system was installed at AP-1 that consists of a sufficient number of wells installed at appropriate locations and depths to yield groundwater samples from the uppermost aquifer to represent the groundwater

quality both upgradient of the unit (i.e., background conditions) and passing the waste boundary of the unit. The number, spacing, and depths of the groundwater monitoring wells were selected based on the characterization of site-specific hydrogeologic conditions.

As part of the assessment monitoring program, assessment monitoring wells have been installed since 2018 to characterize the nature and extent of cobalt and molybdenum in groundwater downgradient of AP-1. Pursuant to § 257.195(g)(1)(iv), the wells classified as "assessment monitoring wells" (formerly known as "delineation wells") will continue to be sampled concurrently with the detection monitoring well network (formerly known as "compliance monitoring wells") as part of the ongoing assessment groundwater monitoring program.

An on-site network of piezometers is used to gauge water levels to define groundwater flow direction and gradients.

The locations of the detection monitoring wells, assessment monitoring wells, and piezometers are shown on **Figure 2**; well and piezometer construction details are listed in **Table 1**.

2.0 GROUNDWATER MONITORING ACTIVITIES

In accordance with § 257.90(e), the following describes monitoring-related activities performed during the 2022 annual reporting period and discusses any change in status of the monitoring program. Groundwater sampling was performed in accordance with § 257.93.

2.1 Monitoring Well Installation and Maintenance

Two piezometers (PZ-7 and PZ-8) were installed in March 2022 to provide additional data to define groundwater flow direction and gradients downgradient of AP-1 and, specific to PZ-7, also characterize groundwater quality downgradient of BGWC-16. The locations of the two piezometers are shown on **Figure 2**. A well installation report that includes detailed boring and well construction logs for the installation of PZ-7 and PZ-8 is provided in **Appendix A**. The installation report was submitted to GA EPD under separate cover in June 2022 (Geosyntec, 2022b).

The well and piezometer networks are inspected semiannually to evaluate if any repairs or corrective actions are necessary to meet the requirements of the Georgia Water Well Standards Act (O.C.G.A. § 12-5-134(5)(d)(vii)). In February and July/August 2022, the networks were inspected, necessary corrective actions were identified and subsequently completed, as documented in **Appendix B**. This documentation and was performed under the direction of a professional geologist or engineer registered in the State of Georgia.

2.2 Assessment Monitoring

Georgia Power initiated an assessment monitoring program for groundwater at AP-1 in January 2018. Since 2018, GA EPD adopted the federal GWPS on February 22, 2022, for cobalt, lead, lithium, and molybdenum (detailed in Section 4.1.2). SSLs currently exceeding the GWPS are cobalt in BGWC-22, arsenic in BGWC-34D and BGWC-37D, and molybdenum in BGWC-43D.

Pursuant to § 257.96, an ACM was initiated for AP-1 in January 2019. An *Assessment of Corrective Measures Report – Plant Bowen Ash Pond 1 (AP-1)* (ACM Report) was subsequently prepared for AP-1 (Geosyntec, 2019b) and submitted to GA EPD in June 2019 and posted to the CCR compliance website in July 2019. In accordance with § 257.96(b), groundwater continues to be monitored at AP-1 under the assessment monitoring program while the ACM phase is implemented.

Since initiating the ACM, Georgia Power has undertaken multiple ACM-specific field investigations and data evaluation efforts to characterize the nature and extent of cobalt and molybdenum in groundwater at AP-1 pursuant to the federal CCR Rule and GA EPD Rules. Separate from the ACM efforts, an ASD was prepared and submitted to GA EPD on January 29, 2021, to address the arsenic SSL reported for BGWC-34D; the ASD was approved by GA EPD on August 18, 2021 (Geosyntec, 2021b). An ASD will be submitted to address the SSL of arsenic identified in BGWC-37D during the current reporting period. Additional details of the ASD are presented in Section 5.

In support of the routine assessment monitoring program, the semiannual assessment monitoring events were conducted in February and July/August 2022. Due to suspect data for select constituents reported for BGWC-24 for the July/August 2022 event, the well was resampled in October 2022. The number of groundwater samples collected for analysis and the dates the samples were collected at AP-1 during the 2022 annual reporting period are summarized in **Table 2**. Details of these events and analytical results are discussed in Section 3.

2.3 Additional Groundwater and Surface Water Sampling

Supplemental groundwater samples were collected from the entire AP-1 detection and assessment well networks during the July/August 2022 assessment monitoring event and were analyzed for major cations (calcium [Ca], magnesium [Mg], potassium [K], and sodium [Na]) and major anions (chloride [Cl], sulfate [SO4], and alkalinity [i.e., bicarbonate, carbonate, total] [HCO3]) as well as iron, manganese, and sulfide. The data were collected in support of evaluating the geochemical composition of the groundwater in conjunction with the ACM activities. The laboratory reports associated with the data are provided in **Appendix C**.

A supplemental groundwater sampling event was conducted on April 28, 2022, to collect additional data from new piezometer PZ-7 to characterize the groundwater quality downgradient of BGWC-16. The groundwater samples were analyzed for the complete list of Appendix III and Appendix IV constituents. Additionally, and in support of risk evaluation efforts, Georgia Power collected surface water samples from three locations along Euharlee Creek on February 21, 2022, and July 28, 2022. The field sampling forms and laboratory reports associated with the February and July 2022 surface water samples, as well as the April 2022 groundwater sampling event, are provided in **Appendix C**.

3.0 SAMPLING METHODOLOGY AND ANALYSES

The following section presents a summary of the field sampling procedures that were implemented, and the groundwater sampling results that were obtained in connection with the assessment monitoring program conducted at AP-1 during the 2022 annual reporting period.

3.1 Groundwater and Surface Water Level Measurement

A synoptic round of depth-to-groundwater-level measurements were recorded from the AP-1 wells and piezometers during the two 2022 site-wide assessment monitoring events and used to calculate the corresponding groundwater elevations, which are presented in **Table 3**. The February and July 2022 elevations reported are generally representative of the groundwater elevations reported for prior monitoring events.

Surface water elevations were recorded along the Etowah River and Euharlee Creek using transducers installed at the locations indicated on **Figure 2**.

The groundwater and surface water elevation data were used to prepare potentiometric surface maps for the February and July 2022 events, which are presented on **Figures 3** and **4,** respectively. Groundwater flow pathways at the Site are expected to be influenced by solution features, fractures, and weathered zones in the upper bedrock. Interpretation of the potentiometric surface contours indicates that groundwater generally flows to the north, northwest, and west. A component of flow in the southernmost portion of AP-1 is to the south and west, likely due to groundwater mounding related to historical free water storage at the former recycle pond at the southern end of AP-1 (now decommissioned), the influence of which has reduced since closure activities began in 2021. Under post-closure conditions, the groundwater flow direction is anticipated to resemble the regional flow regime more closely (south to north).

3.2 Groundwater Gradient and Flow Velocity

The horizontal groundwater hydraulic gradients within the residuum and fractured and solutioned bedrock of the uppermost aquifer beneath AP-1 were calculated using groundwater elevation data recorded during February and July 2022, and along three main interpreted groundwater flow paths to account for changing flow directions underlying AP-1, as discussed in Section 3.1 (i.e., northwest, west, and south/southwest). Horizontal hydraulic gradients were calculated between the following well pairs: APPZ-5R/BGWC-14A, APPZ-3R/BGWC-25, and BGWC-24/BGWC-40. The supporting calculations are

presented in **Table 4**; the locations of the flow paths used in the calculations and associated potentiometric contour lines are shown on **Figures 3** and **4**. The calculated average hydraulic gradient along the northwest, west, and south/southwest flow paths for the 2022 annual reporting period are 0.012 feet per foot (ft/ft), 0.015 ft/ft, and 0.028 ft/ft, respectively.

Because of lithologic heterogeneity and anisotropic groundwater flow, groundwater velocity calculations using derivations of Darcy's Law, or other methods, may not capture the full range and distribution of flow velocities beneath and around AP-1 (Geosyntec, 2021c). Groundwater flow velocity calculations are provided as a general estimate of groundwater flow velocity at the site based on available information and assumptions described below.

The approximate horizontal flow velocities along the northwest, west, and south/southwest flow paths were calculated using the following derivative of Darcy's Law. The calculations are presented on **Table 4**.

$$V = \frac{K_h * i}{n_e}$$

Where:

V = Groundwater flow velocity $\left(\frac{feet}{day}\right)$

K_h = Horizontal Hydraulic Conductivity $\left(\frac{feet}{day}\right)$

i = Horizontal hydraulic gradient $\left(\frac{feet}{foot}\right) = \frac{h_1 - h_2}{L}$

h_1 and h_2 = Groundwater elevation at location 1 and 2

L = distance between location 1 and 2

n_e = Effective porosity

Groundwater flow in bedrock is controlled by secondary porosity features that are typically filled with residuum. Based on the range of hydraulic conductivity measurements from wells and piezometers screened in the upper bedrock at AP-1, flow velocities were calculated using: (i) the geometric mean and the highest of the observed horizontal hydraulic conductivity (K_h) values as presented in the HAR Rev 3 (Geosyntec,

2021c); (ii) the average hydraulic gradients presented at the beginning of Section 3.2; and (iii) an estimated effective porosity (n_e) of 0.3 for the fractured and solutioned dolomite/limestone bedrock (Geosyntec, 2021c).

Horizontal hydraulic conductivity values measured for bedrock ranged from 3.0 x 10^{-2} to 33.0 feet per day (ft/day), with a geometric mean of 2.4 ft/day. Using the geometric mean K_h value of 2.4 ft/day for the bedrock, the calculated flow velocities along the northwest, west, and south/southwest flow paths are 0.10 ft/day, 0.12 ft/day, and 0.22 ft/day, respectively. Using the highest observed K_h in the bedrock of 33 ft/day, the calculated flow velocities along the northwest, west, and south/southwest flow paths are 1.34 ft/day, 1.68 ft/day, and 3.03 ft/day, respectively. This variability in calculated groundwater flow velocity is consistent with groundwater flow in dolomite/limestone bedrock controlled by secondary porosity features that are typically filled with residuum.

3.3 Groundwater Sampling Procedures

Groundwater samples were collected using low-flow sampling procedures in accordance with § 257.93(a). Purging and sampling was performed using dedicated bladder pumps with dedicated tubing, non-dedicated bladder pumps, and peristaltic pumps. For wells sampled with non-dedicated bladder and peristaltic pumps, the pump intake was lowered to the midpoint of the well screen (or as appropriate based on the groundwater level). Non-dedicated bladder pump and peristaltic pump samples were collected using new disposable polyethylene tubing; all non-dedicated tubing was disposed of following the sampling event. All non-disposable equipment was decontaminated before use and between well locations.

An in-situ water quality field meter (Aqua TROLL 400) was used to monitor and record field water quality parameters [i.e., pH, conductivity, dissolved oxygen (DO), temperature, and oxidation reduction potential (ORP)] during well purging to verify stabilization prior to sampling. Turbidity was monitored using a LaMotte 2020we (or similar) portable turbidity meter. Groundwater samples were collected once the following stabilization criteria were met:

- pH ± 0.1 standard units (s.u.).
- Conductivity ± 5%.
- ± 0.2 milligrams per liter (mg/L) or ± 10% (whichever is greater) for DO > 0.5 mg/L. No criterion applies if DO < 0.5 mg/L, record only.

- Turbidity measured less than 5 nephelometric turbidity units (NTU) or measured between 5 and 10 NTU following three hours of purging.

Following purging, and once stabilization was achieved, unfiltered samples were collected into appropriately preserved laboratory-supplied sample containers. Sample bottles were placed in ice-packed coolers and submitted to Pace Analytical Services, LLC (Pace Analytical) in Peachtree Corners, Georgia, following chain-of-custody protocol. The field sampling and equipment calibration forms generated during the 2022 annual reporting period are provided in **Appendix C**.

3.4 Laboratory Analyses

Laboratory analyses were performed by Pace Analytical, which is accredited by the National Environmental Laboratory Accreditation Program (NELAP). Pace Analytical maintains a NELAP certification for the Appendix III and Appendix IV constituents and the geochemical parameters analyzed for this project. Analytical methods used for groundwater sample analysis are listed in the analytical laboratory reports included in **Appendix C**.

The groundwater results from the 2022 assessment monitoring events and the resampling of BGWC-24 in October 2022 are summarized in **Table 5**. The Pace Analytical laboratory reports associated with the results presented in **Table 5** are provided in **Appendix C**.

3.5 Quality Assurance and Quality Control Summary

Quality assurance/quality control (QA/QC) samples were collected during the groundwater monitoring events at the minimum rate of one QA/QC sample per 10 groundwater samples and included the following: field duplicates, equipment blanks, and field blank samples. QA/QC samples were collected in appropriately preserved laboratory-provided sample containers and submitted under the same chain of custody as the primary samples for analysis of the same constituents by Pace Analytical.

In addition to collecting QA/QC samples, the data were validated based on the pertinent methods referenced in the laboratory reports, professional and technical judgment, and applicable federal and site-specific guidance documents (USEPA, 2011; USEPA, 2017). Where necessary, the data were qualified with supporting documentation and justifications. The data are considered usable for meeting project objectives, and the

results are considered valid. The associated data validation reports are provided in **Appendix C** with the laboratory reports.

4.0 STATISTICAL ANALYSIS

The following section summarizes the statistical analysis of Appendix III groundwater monitoring data performed pursuant to § 257.93. In addition, pursuant to § 257.95(d)(2), Georgia Power established GWPS for the Appendix IV constituents and completed statistical analyses of the Appendix IV groundwater monitoring data obtained during the 2022 annual reporting period. The data were analyzed by Groundwater Stats Consulting (GSC); the reports generated from the analyses are provided in **Appendix D**.

4.1 Statistical Methods

Groundwater data from the 2022 annual reporting period were statistically analyzed in accordance with the Professional Engineer-certified (PE-certified) Statistical Analysis Method Certification (October 2017, revised January 2020) (Anchor QEA, 2017, Geosyntec, 2020). The Sanitas groundwater statistical software was used to perform the statistical analyses. Sanitas is a decision-support software package, that incorporates the statistical tests required of Subtitle C and D facilities by USEPA regulations and guidance as recommended in the USEPA document *Statistical Analysis of Groundwater Data at RCRA Facilities Unified Guidance* (Unified Guidance) (USEPA, 2009).

Appendix III statistical analysis was performed to assess if Appendix III constituents have returned to background levels. Appendix IV constituents were evaluated to assess if concentrations statistically exceeded the established state and federal GWPS. Detailed statistical methods used for Appendix III and Appendix IV constituents are discussed in the statistical analysis reports provided in **Appendix D** and summarized in Sections 4.1.1 and 4.1.2. The GWPS were finalized pursuant to § 257.95(d)(2) and presented in **Table 6**. On February 2022, GA EPD updated the Rules for Solid Waste Management 391-3-4.10(6) to incorporate updated federal GWPS where a maximum contaminant level (MCL) has not been established. These levels were specified for cobalt (0.006 mg/L), lead (0.015 mg/L), lithium (0.040 mg/L) and molybdenum (0.100 mg/L), except when site specific background concentrations of these constituents are higher. Therefore the statistical reports and **Table 6** do not differentiate between two sets of GWPS as previously required.

4.1.1 Appendix III Statistical Methods

Based on guidance from GA EPD, statistical tests used to evaluate the groundwater monitoring data consist of interwell prediction limits (PLs) combined with a 1-of-2 verification resample plan for each of the Appendix III constituents. Interwell PLs pool

upgradient well data to establish a background limit for an individual constituent, and the most recent sample from each downgradient well is compared to the same limit for each constituent to assess whether there are statistically significant increases (SSIs). An "initial exceedance" occurs when an Appendix III constituent reported in the groundwater of a downgradient detection monitoring well exceeds the constituent's associated PL. The 1-of-2 resample plan allows for collection of an independent resample. A confirmed exceedance is noted only when the resample confirms the initial exceedance by also exceeding the statistical limit. If the resample falls within its respective PL, no exceedance is declared.

4.1.2 Appendix IV Statistical Methods

To statistically compare groundwater data to GWPS, confidence intervals are constructed for each of the detected Appendix IV constituents in each downgradient detection and assessment monitoring well with a minimum of four samples. In accordance with Section 21.1.1 of the Unified Guidance (USEPA, 2009), four independent data are the minimum population size recommended to construct confidence intervals required to assess SSLs for Appendix IV constituents. Due to previous non-routine (or ACM investigation) sampling, some Appendix IV constituents at a well location have differing number of analytical data points.

The confidence intervals are compared to the GWPS. Only when the entire confidence interval is above a GWPS is the well/constituent pair considered to exceed its GWPS. If a confidence interval exceeds a GWPS, an SSL exceedance is identified.

USEPA revised the federal CCR Rule on July 30, 2018, updating GWPS for cobalt, lead, lithium, and molybdenum. As described in § 257.95(h)(1-3), the GWPS is defined by the below criteria. These criteria were adopted into the GA EPD Rules for Solid Waste Management 391-3-4-.10 on February 22, 2022.

(1) The MCL established under § 141.62 and § 141.66.

(2) Where an MCL has not been established:

- (i) Cobalt 0.006 mg/L;
- (ii) Lead 0.015 mg/L;
- (iii) Lithium 0.040 mg/L; and

(iv) Molybdenum 0.100 mg/L.

(3) Background levels for constituents where the background level is higher than the MCL or rule-specified GWPS.

Following the above requirements, GWPS have been established for statistical comparison of Appendix IV constituents and are presented in **Table 6**.

4.2 Statistical Analyses Results

Based on review of the Appendix III statistical analysis discussion presented in **Appendix D**, groundwater conditions have not returned to background and assessment monitoring should continue. Based on the statistical analysis of Appendix IV constituents, select Appendix IV constituents exceeded the GWPS during the 2022 annual reporting period:

4.2.1 February 2022 Data

- Arsenic: BGWC-34D
- Cobalt: BGWC-22
- Molybdenum: BGWC-43D

Wells with SSLs were further evaluated using the Sen's Slope/Mann Kendall trend test (**Appendix D**). A statistically significant increasing trend of cobalt was identified during this reporting period in BGWC-22. No statistically significant trends were identified for arsenic in BGWC-34D and molybdenum in BGWC-43D.

4.2.2 July/August 2022 Data

- Arsenic: BGWC-34D, BGWC-37D
- Cobalt: BGWC-22
- Molybdenum: BGWC-43D

Wells with SSLs were further evaluated using the Sen's Slope/Mann Kendall trend test (**Appendix D**). A statistically significant increasing trend of cobalt was identified during

this reporting period in BGWC-22. No statistically significant trends were identified for arsenic in BGWC-34D and BGWC-37D and molybdenum in BGWC-43D.

4.2.3 Summary of Statistical Analyses

The SSLs identified for the 2022 annual reporting period are generally consistent with the 2021 annual reporting period, with the following exceptions:

- No SSL of cobalt was identified in BGWC-16. Similarly, no SSLs of molybdenum were identified in BGWC-22 and BGWC-38D. Previously identified SSLs of cobalt in BGWC-16 and molybdenum in BGWC-22 have at all times complied with the GWPS, as established by GA EPD on February 22, 2022. There is one incidence where the molybdenum SSL identified in BGWC-38D exceeded the federal GWPS of 0.100 mg/L (March 2021 data), otherwise all previous SSLs complied with the current GWPS. While no SSL was identified in BGWC-38D, the well will be retained in the ACM program until the confidence interval remains below the GWPS for three consecutive years.

- The SSL of arsenic in BGWC-37D was first identified after the July/August 2022 semiannual event. The arsenic is believed to originate from a natural source rather than AP-1 based on review of available data. An ASD will be submitted to address this SSL.

The arsenic SSL in BGWC-34D is addressed with the ASD submitted with the *2020 Annual Groundwater Monitoring and Corrective Action Report* (Geosyntec, 2021a) and approved by GA EPD on August 18, 2021, as explained in Section 5 below.

5.0 NATURE AND EXTENT

Based on the groundwater data presented herein, the SSL of cobalt associated with BGWC-22 is horizontally and vertically delineated to below the GWPS as calculated by confidence intervals (statistical analysis) prepared for assessment wells BGWC-32 and BGWC-35D, respectively. Similarly, the SSL of molybdenum identified in BGWC-43D is horizontally and vertically delineated by BGWC-50D and BGWC-49D, respectively. The groundwater data from the February and July/August 2022 semiannual assessment monitoring events were used to generate the cobalt and molybdenum iso-concentration maps presented on **Figures 5**, **6**, **7,** and **8**.

Georgia Power will continue to monitor the assessment wells and adaptively manage the Site as new data become available. At this time, concentrations of Appendix IV constituents above the GWPS are delineated to within the property boundary.

5.1 Alternate Source Demonstration

An ASD was prepared and submitted to GA EPD on January 29, 2021, to address the SSL of arsenic in assessment well BGWC-34D (Geosyntec, 2021b). The ASD presented multiple lines of evidence that the arsenic groundwater concentrations detected in BGWC-34D are not associated with a release from AP-1 but are instead caused by a natural source of arsenic in the site-specific rock formation. The arsenic ASD was approved by GA EPD on August 18, 2021.

6.0 MONITORING PROGRAM STATUS

6.1 Assessment Monitoring Status

Pursuant to § 257.96(b), Georgia Power will continue to monitor the groundwater at AP-1 in accordance with the assessment monitoring program regulations of § 257.95 while ACM efforts are implemented to address SSL concentrations of cobalt and molybdenum in select AP-1 wells. Pursuant to § 257.195(g)(1)(iv), the additional assessment wells will continue to be sampled as part of the ongoing assessment groundwater monitoring program.

6.2 Assessment of Corrective Measures

Georgia Power is currently preparing a *Draft Remedy Selection Report* that will be submitted to GA EPD in February 2023, in which will summarize:

- The current groundwater conceptual site model applicable to evaluating groundwater corrective measures proposed in the ACM Report (Geosyntec, 2019b);
- An evaluation of each corrective measure retained for further consideration following the completed investigations;
- An evaluation of corrective measure options using the comparative criteria such as long- and short-term effectiveness and protectiveness, source control effectiveness, and ease of implementation.; and
- A summary of the proposed corrective measure, or measures, for AP-1.

For this current annual groundwater monitoring report, the *Draft Remedy Selection Report* is being submitted in lieu of the *Semiannual Remedy Selection and Design Progress Report* (semiannual progress report) typically included in the appendix of the routine groundwater monitoring reports.

6.3 Annual Potable Well Survey

As requested by GA EPD, an updated potable well survey of potential groundwater wells within a two-mile radius of AP-1 was conducted in November and December 2022 and consisted of reviewing federal, state, county records, and online sources. A survey conducted by Environmental Data Resources (EDR) is included in **Appendix E**.

Additional federal, state, county records and online sources outside of the EDR survey were also reviewed by Geosyntec. The Bartow County Health Department declined Geosyntec's requests for information due to inadequate resources. The findings from the 2022 well survey are consistent with the 2021 well surveys (Geosyntec, 2022a).

7.0 CONCLUSIONS AND FUTURE ACTIONS

This *2022 Annual Groundwater Monitoring and Corrective Action Report* for Plant Bowen AP-1 was prepared to fulfill the requirements of the federal CCR Rule and GA EPD Rules for Solid Waste Management 391-3-4-.10. Statistical analyses of the groundwater monitoring data for AP-1 for the 2022 annual reporting period identified SSLs of arsenic, cobalt, and molybdenum in select AP-1 monitoring wells. Based on the most current groundwater quality, the SSLs are vertically and horizontally delineated to below their respective GWPS within the property boundary, or resolved with a previously approved or soon to be submitted ASD (Geosyntec, 2021b).

Georgia Power will continue to monitor AP-1 groundwater under the assessment monitoring program as aspects of the ACM program are implemented to address the Appendix IV SSLs. A *Draft Remedy Selection Report*, which summarizes the evaluation and proposed selection of a corrective measure, or measures, will be submitted to GA EPD in February 2023. The next routine semiannual assessment monitoring event for AP-1 is tentatively scheduled for February 2023. Progress made regarding the remedy selection will be documented in the next groundwater monitoring and corrective action report.

8.0 REFERENCES

Anchor QEA, 2017. Statistical Analysis Method Certification – 40 C.F.R. § 257.93(f) – Plant Bowen Ash Pond (AP-1) – Georgia Power Company. October 2017.

Geosyntec, 2019a. 2018 Annual Groundwater Monitoring and Corrective Action Report – Plant Bowen Ash Pond 1 (AP-1). January 2019.

Geosyntec, 2019b. Assessment of Corrective Measures Report – Plant Bowen Ash Pond 1 (AP-1). June 2019.

Geosyntec, 2020. Statistical Analysis Method Certification (REV 01) – Georgia Rule 391-3-4-.10(6) and 40 CFR § 257.93(f) – Plant Bowen Ash Pond 1 – Georgia Power Company. January 2020.

Geosyntec, 2021a. 2020 Annual Groundwater Monitoring and Corrective Action Report – Plant Bowen Ash Pond 1 (AP-1). January 2021.

Geosyntec, 2021b. Alternate Source Demonstration – Arsenic, Plant Bowen – Ash Pond 1 (AP-1). January 2021.

Geosyntec, 2021c. Hydrogeologic Assessment Report (Revision 3) Ash Pond 1 Plant Bowen. June 2021.

Geosyntec, 2022a. Semiannual Remedy Selection and Design Progress Report – Plant Bowen Ash Pond 1 (AP-1). January 2022.

Geosyntec, 2022b. Ash Pond Monitoring Well Certification Report – Addendum No. 6, Plant Bowen Ash Pond 1 (AP-1), Georgia Power Company. June 2022.

Lawton, D.E., Marsalis, W.E., and others (1976). Geologic Map of Georgia: Georgia Geological Survey, scale = 1: 500,000. 1976.

Sanitas: Groundwater Statistical Software, v. 9.6.26, 2018. Sanitas Technologies©, Boulder, Colorado.

USEPA, 2009. *Statistical Analysis of Groundwater Monitoring Data at RCRA Facilities, Unified Guidance*. Office of Resource Conservation and Recovery – Program Implementation and Information Division. March 2009.

USEPA, 2011. *Region IV Data Validation Standard Operating Procedures.* Science and Ecosystem Support Division. Region IV. Athens, GA. September 2011.

USEPA, 2017. *National Functional Guidelines for Inorganic Superfund Methods Data Review*. Office of Superfund Remediation and Technology Innovation. OLEM 9355.0-135 [EPA-540-R-2017-001]. Washington, DC. January 2017.

TABLES

Table 1
Monitoring Well Network Summary
Plant Bowen AP-1, Bartow County, Georgia

Well ID	Hydraulic Location	Installation Date	Northing (1)	Easting (1)	Ground Surface Elevation (ft)	Top of Casing Elevation (2) (ft)	Top of Screen Elevation (2) (ft)	Bottom of Screen Elevation (2) (ft)	Well Depth (ft BTOC) (3)	Screen Interval Length
Detection Monitoring Well										
BGWA-2	Upgradient	10/29/2015	1499374.18	2068599.59	727.00	729.69	650.49	640.49	89.40	10
BGWA-29	Upgradient	8/7/2016	1498283.04	2066362.32	718.84	721.38	632.88	622.88	98.80	10
BGWA-33	Upgradient	7/10/2018	1497972.13	2064876.80	740.50	743.25	672.80	662.80	80.75	10
BGWA-47D	Upgradient	5/13/2020	1499377.79	2068612.48	726.93	729.61	585.90	575.90	154.04	10
BGWA-48D	Upgradient	5/16/2020	1499380.09	2068623.31	726.64	729.38	544.97	534.97	194.74	10
BGWC-7	Downgradient	10/1/2015	1504711.59	2066801.40	702.49	705.38	625.18	615.18	90.50	10
BGWC-8	Downgradient	11/18/2015	1504671.82	2066929.46	703.71	706.43	636.83	626.83	79.90	10
BGWC-9	Downgradient	11/13/2015	1504909.12	2066143.27	689.18	691.93	638.33	628.33	63.90	10
BGWC-10	Downgradient	10/7/2015	1505033.22	2066081.09	683.39	686.06	633.66	623.66	62.70	10
BGWC-12	Downgradient	10/21/2015	1505279.88	2065908.56	691.71	694.41	626.01	616.01	78.70	10
BGWC-14A	Downgradient	5/4/2020	1505398.54	2065015.98	715.57	718.33	629.57	619.57	98.76	10
BGWC-16	Downgradient	11/12/2015	1504656.42	2064247.67	671.65	674.31	635.31	625.31	49.30	10
BGWC-17	Downgradient	11/17/2015	1504432.00	2064259.38	671.25	673.65	615.35	605.35	68.60	10
BGWC-18	Downgradient	10/13/2015	1504118.73	2064257.00	670.32	672.88	645.08	635.08	38.10	10
BGWC-19	Downgradient	10/12/2015	1503742.25	2064244.66	671.04	673.61	628.91	618.91	55.00	10
BGWC-20	Downgradient	10/9/2015	1503367.73	2064259.55	672.29	675.14	635.14	625.14	50.30	10
BGWC-21	Downgradient	3/2/2016	1501627.51	2064348.09	688.53	691.33	648.83	638.63	53.10	10
BGWC-22	Downgradient	10/8/2015	1501323.76	2064358.05	692.64	695.50	662.60	652.60	43.20	10
BGWC-23	Downgradient	10/15/2015	1501000.57	2064350.17	693.16	695.50	654.30	644.30	51.50	10
BGWC-24	Downgradient	10/27/2015	1500621.22	2065032.84	699.46	702.27	646.27	636.27	66.30	10
BGWC-25	Downgradient	3/3/2016	1502292.73	2064244.10	677.60	680.47	632.87	622.87	57.90	10
BGWC-30	Downgradient	1/4/2017	1499815.93	2066395.86	698.39	701.06	651.58	641.58	59.78	10
BGWC-51	Downgradient	1/22/2021	1500270.09	2065455.80	708.99	711.49	654.57	644.57	67.25	10
BGWC-52	Downgradient	1/21/2021	1500156.97	2065764.13	707.77	710.75	638.88	628.88	82.20	10
Assessment Monitoring Well										
BGWA-6	Downgradient	11/6/2015	1499262.01	2065797.30	714.49	716.93	663.93	653.93	63.30	10
BGWC-31	Downgradient	7/17/2018	1503497.94	2064022.71	668.12	670.54	629.45	619.45	51.42	10
BGWC-32	Downgradient	7/18/2018	1501252.25	2064184.30	696.36	699.36	658.49	648.49	51.19	10
BGWC-34D	Downgradient	7/13/2018	1503356.51	2064257.95	672.25	675.17	606.07	596.07	79.43	10
BGWC-35D	Downgradient	7/12/2018	1501312.20	2064358.63	693.13	695.73	625.47	615.47	80.59	10
BGWC-36D	Downgradient	7/2/2018	1499807.51	2066415.10	698.07	701.01	614.89	604.89	96.45	10
BGWC-37D	Downgradient	4/25/2019	1501293.16	2064362.70	693.50	696.05	595.83	585.83	110.55	10
BGWC-38D	Downgradient	4/18/2019	1499802.36	2066430.17	697.52	700.34	584.86	574.86	125.81	10
BGWC-39	Downgradient	12/6/2019	1501241.94	2064095.41	676.58	679.12	661.91	651.91	27.54	10
BGWC-40	Downgradient	12/3/2019	1500589.93	2064317.38	687.12	689.59	637.45	627.45	62.47	10
BGWC-41D	Downgradient	4/27/2020	1501255.96	2064096.23	676.43	679.12	631.76	621.76	57.69	10
BGWC-42D	Downgradient	5/3/2020	1501280.52	2064365.25	693.98	696.90	553.31	543.31	153.92	10
BGWC-43D	Downgradient	4/24/2020	1499796.86	2066444.37	697.29	700.10	544.62	534.62	165.81	10
BGWC-44D	Downgradient	4/22/2020	1499265.15	2065811.06	714.65	717.30	584.99	574.99	142.64	10
BGWC-49D	Downgradient	2/23/2021	1499790.13	2066461.96	696.95	699.75	398.95	388.95	311.13	10
BGWC-50D	Downgradient	3/19/2021	1499269.15	2065781.87	714.68	717.43	544.68	534.68	183.09	10

Table 1
Monitoring Well Network Summary
Plant Bowen AP-1, Bartow County, Georgia

Well ID	Hydraulic Location	Installation Date	Northing (1)	Easting (1)	Ground Surface Elevation (ft)	Top of Casing Elevation (2) (ft)	Top of Screen Elevation (2) (ft)	Bottom of Screen Elevation (2) (ft)	Well Depth (ft BTOC) (3)	Screen Interval Length
Piezometer										
BGWA-1	Downgradient	11/17/2015	1499101.23	2067205.48	718.33	720.90	672.00	662.00	59.20	10
BGWA-3	Downgradient	11/5/2015	1499420.87	2065185.74	721.80	724.28	645.08	635.08	89.50	10
BGWA-4	Downgradient	3/4/2016	1499485.38	2064697.89	726.05	728.67	660.37	650.37	78.60	10
BGWA-5	Downgradient	11/3/2015	1499434.58	2065421.43	718.53	720.92	661.52	651.52	69.70	10
BGWC-11	Downgradient	10/16/2015	1504998.94	2066093.83	683.91	686.50	619.20	609.20	77.60	10
BGWC-13	Downgradient	10/21/2015	1505435.29	2065251.21	714.77	717.43	653.83	643.83	73.90	10
BGWC-15	Downgradient	10/20/2015	1505278.19	2064732.18	715.39	717.92	654.52	644.52	73.70	10
BGWA-26	Downgradient	8/5/2016	1498697.63	2064189.94	726.09	728.65	663.55	653.55	75.40	10
BGWA-27	Downgradient	8/6/2016	1498719.14	2064387.54	732.50	735.25	652.05	642.05	93.50	10
BGWA-28	Downgradient	8/7/2016	1498749.21	2064577.55	734.88	737.45	661.35	651.35	86.40	10
PZ-1	Downgradient	6/23/2016	1505600.54	2066844.10	675.35	677.87	630.65	620.65	57.52	10
PZ-2	Downgradient	6/24/2016	1503856.86	2062938.81	665.92	668.25	649.22	639.22	30.20	10
PZ-3	Downgradient	6/22/2016	1505723.97	2066071.08	705.34	707.97	658.64	648.64	59.60	10
PZ-4	Downgradient	6/23/2016	1505788.58	2064316.61	715.96	718.74	669.26	659.26	59.78	10
PZ-5	Downgradient	12/4/2019	1499885.63	2063961.22	697.23	700.12	650.53	640.53	59.89	10
PZ-6	Downgradient	12/8/2019	1500379.48	2063242.81	675.50	678.32	650.80	640.80	37.82	10
PZ-7	Downgradient	3/9/2022	1504679.33	2064125.75	672.43	675.51	636.54	626.54	49.30	10
PZ-8	Downgradient	3/9/2022	1504818.66	2064241.49	677.75	680.72	641.74	631.74	49.31	10

Notes:
ft = feet
ft BTOC = feet below top of casing
(1) Coordinates in North American Datum (NAD) 1983, State Plane, Georgia-West, feet. Survey completed by GEL Solutions obtained June 10, 2020. Survey for wells BGWC-51 and BGWC-52 was obtained January 28, 2021. Survey for wells BGWC-49D and BGWC-50D was obtained March 25, 2021. Survey for wells PZ-7 and PZ-8 was obtained April 11, 2022.
(2) Elevations referenced to the North American Vertical Datum of 1988 (NAVD88). Survey completed by GEL Solutions obtained June 10, 2020. Survey for wells BGWC-51 and BGWC-52 was obtained January 28, 2021. Survey for wells BGWC-49D and BGWC-50D was obtained March 25, 2021. Survey for wells PZ-7 and PZ-8 was obtained April 11, 2022.
(3) Total well depth accounts for sump if data provided on well construction logs.

Table 2
Groundwater Sampling Event Summary
Plant Bowen AP-1, Bartow County, Georgia

Well ID	Hydraulic Location	February 8 - 17, 2022	July 26 - August 3, 2022	October 21, 2022	Status of Monitoring Well
	Purpose of Sampling Event:	**Semiannual**	**Semiannual**	**Supplemental**	
Detection Monitoring Well					
BGWA-2	Upgradient	X	X	--	Assessment
BGWA-29	Upgradient	X	X	--	Assessment
BGWA-33	Upgradient	X	X	--	Assessment
BGWA-47D	Upgradient	X	X	--	Assessment
BGWA-48D	Upgradient	X	X	--	Assessment
BGWC-7	Downgradient	X	X	--	Assessment
BGWC-8	Downgradient	X	X	--	Assessment
BGWC-9	Downgradient	X	X	--	Assessment
BGWC-10	Downgradient	X	X	--	Assessment
BGWC-12	Downgradient	X	X	--	Assessment
BGWC-14A	Downgradient	X	X	--	Assessment
BGWC-16	Downgradient	X	X	--	Assessment
BGWC-17	Downgradient	X	X	--	Assessment
BGWC-18	Downgradient	X	X	--	Assessment
BGWC-19	Downgradient	X	X	--	Assessment
BGWC-20	Downgradient	X	X	--	Assessment
BGWC-21	Downgradient	X	X	--	Assessment
BGWC-22	Downgradient	X	X	--	Assessment
BGWC-23	Downgradient	X	X	--	Assessment
BGWC-24	Downgradient	X	X	X	Assessment
BGWC-25	Downgradient	X	X	--	Assessment
BGWC-30	Downgradient	X	X	--	Assessment
BGWC-51	Downgradient	X	X	--	Assessment
BGWC-52	Downgradient	X	X	--	Assessment
Assessment Monitoring Well					
BGWA-6	Downgradient	X	X	--	Assessment
BGWC-31	Downgradient	X	X	--	Assessment
BGWC-32	Downgradient	X	X	--	Assessment
BGWC-34D	Downgradient	X	X	--	Assessment
BGWC-35D	Downgradient	X	X	--	Assessment
BGWC-36D	Downgradient	X	X	--	Assessment
BGWC-37D	Downgradient	X	X	--	Assessment
BGWC-38D	Downgradient	X	X	--	Assessment
BGWC-39	Downgradient	X	X	--	Assessment
BGWC-40	Downgradient	X	X	--	Assessment
BGWC-41D	Downgradient	X	X	--	Assessment
BGWC-42D	Downgradient	X	X	--	Assessment
BGWC-43D	Downgradient	X	X	--	Assessment
BGWC-44D	Downgradient	X	X	--	Assessment
BGWC-49D	Downgradient	X	X	--	Assessment
BGWC-50D	Downgradient	X	X	--	Assessment

Table 3
Summary of Groundwater and Surface Water Elevations
Plant Bowen AP-1, Bartow County, Georgia

Well ID	Top of Casing Elevation [1] (ft)	February 8, 2022		July 25, 2022	
		Depth to Water (ft BTOC)	Groundwater Elevation [1] (ft)	Depth to Water (ft BTOC)	Groundwater Elevation [1] (ft)
Detection Monitoring Well					
BGWA-2	729.69	51.52	678.17	60.10	669.59
BGWA-29	721.38	45.28	676.10	52.01	669.37
BGWA-33	743.25	70.95	672.30	76.18	667.07
BGWA-47D	729.61	51.52	678.09	59.95	669.66
BGWA-48D	729.38	51.46	677.92	59.84	669.54
BGWC-7	705.38	40.42	664.96	46.10	659.28
BGWC-8	706.43	41.21	665.22	47.08	659.35
BGWC-9	691.93	24.06	667.87	33.71	658.22
BGWC-10	686.06	19.59	666.47	30.41	655.65
BGWC-12	694.41	32.49	661.92	40.48	653.93
BGWC-14A	718.33	68.34	649.99	71.14	647.19
BGWC-16	674.31	13.50	660.81	16.89	657.42
BGWC-17	673.65	11.93	661.72	15.54	658.11
BGWC-18	672.88	9.69	663.19	14.05	658.83
BGWC-19	673.61	11.49	662.12	15.22	658.39
BGWC-20	675.14	13.23	661.91	15.50	659.64
BGWC-21	691.33	18.97	672.36	24.97	666.36
BGWC-22	695.50	25.21	670.29	28.75	666.75
BGWC-23	695.50	30.53	664.97	32.05	663.45
BGWC-24	702.27	13.06	689.21	17.99	684.28
BGWC-25	680.47	16.01	664.46	20.18	660.29
BGWC-30	701.06	24.55	676.51	31.45	669.61
BGWC-51	711.49	34.57	676.92	39.59	671.90
BGWC-52	710.75	32.39	678.36	36.98	673.77
Assessment Monitoring Well					
BGWA-6	716.93	41.46	675.47	46.74	670.19
BGWC-31	670.54	13.32	657.22	15.03	655.51
BGWC-32	699.36	34.66	664.70	36.29	663.07
BGWC-34D	675.17	13.30	661.87	15.63	659.54
BGWC-35D	695.73	28.02	667.71	31.37	664.36
BGWC-36D	701.01	24.61	676.40	31.45	669.56
BGWC-37D	696.05	28.32	667.73	30.94	665.11
BGWC-38D	700.34	23.95	676.39	30.79	669.55
BGWC-39	679.12	19.28	659.84	19.52	659.60
BGWC-40	689.59	23.12	666.47	25.01	664.58
BGWC-41D	679.12	17.45	661.67	20.28	658.84
BGWC-42D	696.90	29.14	667.76	32.47	664.43
BGWC-43D	700.10	23.72	676.38	30.53	669.57
BGWC-44D	717.30	41.93	675.37	47.53	669.77
BGWC-49D	699.75	23.73	676.02	30.47	669.28
BGWC-50D	717.43	42.91	674.52	48.61	668.82

Table 3
Summary of Groundwater and Surface Water Elevations
Plant Bowen AP-1, Bartow County, Georgia

Well ID	Top of Casing Elevation (1) (ft)	February 8, 2022		July 25, 2022	
		Depth to Water (ft BTOC)	Groundwater Elevation (1) (ft)	Depth to Water (ft BTOC)	Groundwater Elevation (1) (ft)
Piezometer					
BGWA-1	720.90	44.21	676.69	50.76	670.14
BGWA-3	724.28	50.14	674.14	55.63	668.65
BGWA-4	728.67	54.42	674.25	60.10	668.57
BGWA-5	720.92	46.18	674.74	51.26	669.66
BGWC-11	686.50	18.18	668.32	26.74	659.76
BGWC-13	717.43	67.31	650.12	67.18	650.25
BGWC-15	717.92	66.01	651.91	65.99	651.93
BGWA-26	728.65	57.75	670.90	62.72	665.93
BGWA-27	735.25	64.32	670.93	69.32	665.93
BGWA-28	737.45	66.33	671.12	71.12	666.33
PZ-1	677.87	28.38	649.49	33.47	644.40
PZ-2	668.25	12.50	655.75	13.88	654.37
PZ-3	707.97	58.70	649.27	Dry	-
PZ-4	718.74	58.93	659.81	59.36	659.38
PZ-5	700.12	28.86	671.26	34.20	665.92
PZ-6	678.32	11.78	666.54	14.85	663.47
PZ-7	675.51	--	-	20.04	655.47
PZ-8	680.72	--	-	25.62	655.10
APPZ-3R (2)	723.25	40.18	683.07	44.04	679.21
APPZ-5R (2)	781.01	117.82	663.19	120.63	660.38
MW-108 (2)	715.27	38.26	677.01	44.80	670.47
MW-4A (2)	715.08	46.43	668.65	49.53	665.55
Surface Water (3)					
Etowah River	-	-	646.38	-	643.42
Euharlee Creek	-	-	--	-	656.04
General Service Water Pond	-	-	705.99	-	705.87

Notes:
- = Not applicable
-- = Well or instrumentation not installed at the time of the event.
ft = feet
ft BTOC = feet below top of casing
(1) Elevations referenced to the North American Vertical Datum of 1988 (NAVD88). Survey completed by GEL Solutions obtained June 10, 2020. Survey for wells BGWC-51 and BGWC-52 was obtained January 28, 2021. Survey for wells BGWC-49D and BGWC-50D was obtained March 25, 2021. Survey for wells PZ-7 and PZ-8 was obtained April 7, 2022.
(2) Piezometers APPZ-3R, APPZ-5R, MW-108, and MW-4A are not part of the Monitoring Well Network. These piezometers are gauged on a routine basis to supplement data for groundwater contour development.
(3) Surface water elevations of Etowah River, Euharlee Creek, and General Service Water Pond are recorded using In-Situ® Instruments, Inc.'s Win-Situ® or HydroVu® reporting software and Level Troll 500® pressure transducers. The transducer that recorded data for Euharlee Creek is located in a tributary with surface elevations representative of Euharlee Creek conditions.

Table 4
Horizontal Groundwater Gradient and Flow Velocity Calculations
Plant Bowen AP-1, Bartow County, Georgia

	February 8, 2022				July 25, 2022				
Flow Path Direction (1)	**h_1 (ft)**	**h_2 (ft)**	**L (ft)**	**i (ft/ft)**	**h_1 (ft)**	**h_2 (ft)**	**L (ft)**	**i (ft/ft)**	**Average i (ft/ft)**
Northwest Flow Path (APPZ-5R to BGWC-14A)	663.19	649.99	1,080	0.012	660.38	647.19	1,080	0.012	0.012
West Flow Path (APPZ-3R to BGWC-25)	683.07	664.46	1,230	0.015	679.21	660.29	1,230	0.015	0.015
South/Southwest Flow Path (BGWC-24 to BGWC-40)	689.21	666.47	770	0.030	684.28	664.58	770	0.026	0.028

Flow Path Direction (1)	**Geometric Mean K_h (ft/day)**	**Maximum K_h (ft/day)**	**n_e**	**Average i (ft/ft)**	**V with Geometric Mean K_h (ft/day)(2)**	**V with Maximum K_h (ft/day)(2)**
Northwest Flow Path (APPZ-5R to BGWC-14A)	2.4	33	0.3	0.012	0.10	1.34
West Flow Path (APPZ-3R to BGWC-25)	2.4	33	0.3	0.015	0.12	1.68
South/Southwest Flow Path (BGWC-24 to BGWC-40)	2.4	33	0.3	0.028	0.22	3.03

Notes:
ft = feet
ft/day = feet per day
ft/ft = feet per foot
h_1 and h_2 = groundwater elevation at location 1 and 2
$i = h_1\text{-}h_2/L$ = horizontal hydraulic gradient
K_h = horizontal hydraulic conductivity
L = distance between location 1 and 2 along the flow path
n_e = effective porosity
V = groundwater flow velocity
(1) Flow path direction relative to the orientation of AP-1 and illustrated on Figures 3 and 4 of associated report.
(2) Groundwater flow velocity equation: $V = [K_h * i] / n_e$

Table 5

Summary of Groundwater Analytical Data
Plant Bowen AP-1, Bartow County, Georgia

	Well ID:	BGWA-2	BGWA-2	BGWA-29	BGWA-29	BGWA-33	BGWA-33	BGWA-47D	BGWA-47D	BGWA-48D	BGWA-48D	BGWC-7	BGWC-7	BGWC-8	BGWC-8	BGWC-9	BGWC-9
	Sample Date:	2/9/2022	7/26/2022	2/10/2022	7/26/2022	2/16/2022	8/3/2022	2/9/2022	7/26/2022	2/9/2022	7/26/2022	2/11/2022	7/28/2022	2/10/2022	7/26/2022	2/10/2022	7/26/2022
	Parameter (1,2)																
APPENDIX III	Boron	0.0099 J	0.014 J	0.012 J	0.013 J	0.010 J	0.015 J	0.017 J	0.022 J	0.038 J	0.017 J	1.2	1.1	0.051	0.052	0.46	0.47
	Calcium	52.3	46.7	20.3	20.0	47.5	69.4	112	105	46.3	34.5	148	136	44.9	41.8	65.6	66.3
	Chloride	3.7	3.2	1.2	0.97 J	2.8	3.4	5.4	5.5	8.9	4.6	8.0	8.9	1.6	1.6	8.9	10.9
	Fluoride	<0.050	0.066 J	<0.050	0.058 J	0.061 J	0.079 J	<0.050	0.064 J	0.065 J	0.086 J	0.12	0.16	<0.050	0.067 J	0.071 J	0.11
	pH (3)	7.36	7.45	8.09	7.92	7.20	6.89	6.86	6.75	7.16	7.37	7.05	6.96	7.59	7.63	7.28	7.33
	Sulfate	13.5	13.2	1.9	3.6	22.8	4.6	72.7	74.9	19.1	20.8	225	268	27.2	31.6	70.0	88.0
	TDS	229	215	96.0	114	208	287	403	402	290	246	618	732	259	196	304	349
APPENDIX IV	Antimony	<0.00078	<0.00078	<0.00078	0.00096 J	0.00089 J	<0.00078	<0.00078	<0.00078	0.0018 J	0.00080 J	<0.00078	<0.00078	<0.00078	<0.00078	<0.00078	<0.00078
	Arsenic	<0.0011	<0.0022	<0.0011	<0.0022	<0.0011	0.0043 J	<0.0011	<0.0022	0.0057	<0.0022	0.0022 J	0.0024 J	<0.0011	<0.0022	0.0018 J	<0.0022
	Barium	0.12	0.12	0.011	0.013	0.031	0.061	0.057	0.056	0.054	0.025	0.029	0.028	0.027	0.029	0.026	0.029
	Beryllium	<0.000054	<0.000054	<0.000054	<0.000054	<0.000054	<0.000054	<0.000054	<0.000054	<0.000054	<0.000054	<0.000054	<0.000054	<0.000054	<0.000054	<0.000054	<0.000054
	Cadmium	<0.00011	<0.00011	<0.00011	<0.00011	<0.00011	<0.00011	<0.00011	<0.00011	<0.00011	<0.00011	<0.00011	<0.00011	<0.00011	<0.00011	<0.00011	<0.00011
	Chromium	<0.0011	<0.0011	<0.0011	<0.0011	<0.0011	<0.0011	<0.0011	<0.0011	<0.0011	<0.0011	<0.0011	<0.0011	0.0014 J	<0.0011	<0.0011	<0.0011
	Cobalt	<0.00039	<0.00039	<0.00039	<0.00039	<0.00039	<0.00039	<0.00039	<0.00039	<0.00039	<0.00039	0.00068 J	0.00074 J	<0.00039	<0.00039	<0.00039	<0.00039
	Fluoride	<0.050	0.066 J	<0.050	0.058 J	0.061 J	0.079 J	<0.050	0.064 J	0.065 J	0.086 J	0.12	0.16	<0.050	0.067 J	0.071 J	0.11
	Lead	<0.00089	<0.00089	<0.00089	<0.00089	<0.00089	<0.00089	<0.00089	<0.00089	<0.00089	<0.00089	<0.00089	<0.00089	<0.00089	<0.00089	<0.00089	<0.00089
	Lithium	<0.00073	<0.00073	<0.00073	0.00095 J	<0.00073	<0.00073	0.00083 J	0.00073 J	<0.00073	<0.00073	0.0074 J	0.0061 J	<0.00073	<0.00073	0.0016 J	0.0014 J
	Mercury	<0.00013	0.00019 J	<0.00013	0.00015 J	<0.00013	<0.00013	<0.00013	0.00022	<0.00013	0.00014 J	<0.00013	<0.00013	<0.00013	0.00016 J	<0.00013	0.00016 J
	Molybdenum	<0.00074	<0.00074	<0.00074	<0.00074	0.025	0.0094 J	<0.00074	<0.00074	0.00093 J	0.0039 J	0.0088 J	0.0090 J	0.00081 J	0.00096 J	0.0026 J	0.0029 J
	Comb. Radium 226/228	0.264 U	1.53	0.181 U	0.634 U	0.540 U	-- (4)	0.539 U	1.51	0.504 U	1.27 U	1.26	1.22 U	0.813	0.523 U	0.860	0.866 U
	Selenium	<0.0014	<0.0014	<0.0014	<0.0014	<0.0014	<0.0014	0.0021 J	0.0021 J	<0.0014	<0.0014	<0.0014	<0.0014	<0.0014	<0.0014	<0.0014	0.0015 J
	Thallium	<0.00018	0.00021 J	<0.00018	<0.00018	<0.00018	<0.00018	<0.00018	<0.00018	<0.00018	<0.00018	0.00030 J	0.00029 J	<0.00018	<0.00018	<0.00018	<0.00018
GEOCHEM	Bicarbonate Alkalinity	--	193	--	98.0	--	295	--	252	--	206	--	289	--	139	--	206
	Iron	--	0.050	--	0.048	--	0.42	--	0.083	--	0.23	--	0.71	--	0.054	--	0.47
	Magnesium	--	20.8	--	10.3	--	30.5	--	19.6	--	10.5	--	44.5	--	14.5	--	27.5
	Manganese	--	<0.0043	--	<0.0043	--	0.092	--	0.010 J	--	0.017 J	--	0.026 J	--	<0.0043	--	0.053
	Potassium	--	1.6	--	0.62	--	3.3	--	1.6	--	0.98	--	3.3	--	2.7	--	2.7
	Sodium	--	3.0	--	5.5	--	4.6	--	5.1	--	52.0	--	22.7	--	4.4	--	16.0
	Sulfide	--	<0.050	--	<0.050	--	0.071 J	--	<0.050	--	0.21	--	<0.050	--	<0.050	--	<0.050

Notes:
-- = Parameter was not analyzed
< = Indicates the parameter was not detected above the analytical method detection limit (MDL).
J = Indicates the parameter was estimated and detected between the MDL and the reporting limit (RL).
TDS = Total dissolved solids
U = Indicates the parameter was not detected above the analytical minimum detectable concentration (MDC) (Specific to combined radium 226/228).
(1) Appendix III/IV parameter per 40 CFR 257 Subpart D. Parameters are reported in units of milligrams per liter (mg/L), except for pH reported as s.u. (standard units) and combined radium reported as picocuries per liter (pCi/L).
(2) Metals were analyzed by EPA Method 6010D, 6020B and 7470A, anions were analyzed by EPA Method 300.0, TDS was analyzed by SM2450C, alkalinity was analyzed by SM2320B-2011, sulfide was analyzed by SM4500-S2D-2011, and combined radium by EPA Methods 9315/9320.
(3) The pH value presented was recorded at the time of sample collection in the field.
(4) BGWA-33 was not analyzed for combined radium due to inadequate sample volume at time of sample collection.

Table 5
Summary of Groundwater Analytical Data
Plant Bowen AP-1, Bartow County, Georgia

	Well ID:	BGWC-10	BGWC-10	BGWC-12	BGWC-12	BGWC-14A	BGWC-14A	BGWC-16	BGWC-16	BGWC-17	BGWC-17	BGWC-18	BGWC-18	BGWC-19	BGWC-19	BGWC-20	BGWC-20
	Sample Date:	2/11/2022	7/28/2022	2/11/2022	7/27/2022	2/9/2022	7/26/2022	2/11/2022	7/27/2022	2/11/2022	7/27/2022	2/16/2022	7/27/2022	2/16/2022	7/27/2022	2/16/2022	7/27/2022
	Parameter [1,2]																
APPENDIX III	Boron	0.50	0.52	1.2	1.2	0.57	1.3	1.5	1.7	1.2	1.2	0.56	0.53	0.35	0.43	4.2	3.8
	Calcium	66.2	63.0	164	175	97.5	185	160	194	83.5	80.9	49.0	65.9	60.5	63.2	288	284
	Chloride	28.2	30.0	16.4	16.2	10.8	19.6	22.3	23.1	38.5	43.2	7.7	14.9	6.7	7.8	141	169
	Fluoride	<0.050	0.064 J	<0.050	0.081 J	<0.050	0.082 J	0.056 J	0.091 J	0.10	0.13	<0.050	0.081 J	<0.050	0.071 J	<0.050	0.062 J
	pH [3]	7.58	7.63	7.18	6.85	7.01	6.78	6.57	6.49	7.27	7.29	6.37	7.02	6.57	6.55	7.31	7.18
	Sulfate	86.1	105	343	419	130	486	358	496	88.7	118	61.5	55.5	79.6	82.7	555	617
	TDS	360	338	816	952	468	966	782	944	392	438	253	307	288	338	1180	1370
APPENDIX IV	Antimony	0.0021 J	0.0015 J	<0.00078	<0.00078	<0.00078	<0.00078	<0.00078	<0.00078	<0.00078	<0.00078	<0.00078	<0.00078	<0.00078	<0.00078	<0.00078	<0.00078
	Arsenic	0.0094	0.0050	<0.0011	0.0028 J	<0.0011	<0.0022	<0.0011	<0.0022	<0.0011	<0.0022	<0.0011	<0.0022	0.0022 J	<0.0022	0.0031 J	<0.0022
	Barium	0.044	0.042	0.043	0.045	0.022	0.038	0.030	0.033	0.015	0.015	0.032	0.029	0.036	0.039	0.035	0.032
	Beryllium	<0.000054	<0.000054	<0.000054	<0.000054	<0.000054	<0.000054	0.00013 J	0.00017 J	<0.000054	0.000058 J	0.000063 J	<0.000054	0.00010 J	0.000061 J	<0.000054	<0.000054
	Cadmium	<0.00011	<0.00011	<0.00011	<0.00011	0.00021 J	0.0004 J	0.0019	0.0024	0.00016 J	0.00029 J	<0.00011	<0.00011	<0.00011	<0.00011	<0.00011	<0.00011
	Chromium	<0.0011	<0.0011	<0.0011	<0.0011	<0.0011	<0.0011	<0.0011	<0.0011	<0.0011	<0.0011	<0.0011	<0.0011	<0.0011	<0.0011	<0.0011	<0.0011
	Cobalt	0.00047 J	0.00058 J	0.00057 J	<0.00039	<0.00039	0.0030 J	0.0097	0.012	<0.00039	<0.00039	<0.00039	<0.00039	<0.00039	<0.00039	<0.00039	<0.00039
	Fluoride	<0.050	0.064 J	<0.050	0.081 J	<0.050	0.082 J	0.056 J	0.091 J	0.10	0.13	<0.050	0.081 J	<0.050	0.071 J	<0.050	0.062 J
	Lead	<0.00089	<0.00089	<0.00089	<0.00089	<0.00089	<0.00089	<0.00089	<0.00089	<0.00089	<0.00089	<0.00089	<0.00089	<0.00089	<0.00089	<0.00089	<0.00089
	Lithium	0.00079 J	0.00076 J	0.0011 J	0.0014 J	<0.00073	0.0011 J	<0.00073	<0.00073	<0.00073	<0.00073	<0.00073	<0.00073	<0.00073	<0.00073	0.031	0.037
	Mercury	<0.00013	<0.00013	<0.00013	<0.00013	<0.00013	0.00016 J	<0.00013	<0.00013	<0.00013	0.00025	<0.00013	<0.00013	<0.00013	<0.00013	<0.00013	<0.00013
	Molybdenum	0.0030 J	0.0028 J	<0.00074	<0.00074	<0.00074	0.0015 J	<0.00074	<0.00074	<0.00074	<0.00074	<0.00074	<0.00074	<0.00074	<0.00074	0.025	0.028
	Comb. Radium 226/228	1.01 U	1.18 U	0.288 U	0.705 U	0.355 U	0.659 U	1.03	0.917 U	0.208 U	0.138 U	0.708 U	0.737 U	0.349 U	0.964 U	0.322 U	1.53
	Selenium	<0.0014	<0.0014	<0.0014	<0.0014	<0.0014	<0.0014	<0.0014	0.0018 J	<0.0014	<0.0014	<0.0014	<0.0014	<0.0014	<0.0014	<0.0014	<0.0014
	Thallium	<0.00018	<0.00018	<0.00018	<0.00018	0.00024 J	0.00047 J	0.00024 J	0.00025 J	<0.00018	<0.00018	<0.00018	<0.00018	0.00021 J	<0.00018	<0.00018	<0.00018
GEOCHEM	Bicarbonate Alkalinity	--	166	--	270	--	182	--	122	--	146	--	164	--	160	--	84.2
	Iron	--	0.49	--	0.026 J	--	<0.025	--	0.040	--	<0.025	--	<0.025	--	0.071	--	0.13
	Magnesium	--	28.1	--	62.7	--	49.5	--	32.9	--	29.4	--	22.3	--	25.2	--	47.4
	Manganese	--	0.030 J	--	<0.0043	--	0.70	--	5.0	--	0.12	--	0.0043 J	--	0.13	--	0.76
	Potassium	--	2.2	--	3.2	--	5.5	--	5.5	--	2.5	--	1.7	--	3.2	--	7.6
	Sodium	--	18.6	--	35.9	--	25.9	--	39.8	--	10.9	--	3.5	--	3.0	--	31.7
	Sulfide	--	<0.050	--	<0.050	--	<0.050	--	<0.050	--	<0.050	--	<0.050	--	<0.050	--	<0.050

Table 5
Summary of Groundwater Analytical Data
Plant Bowen AP-1, Bartow County, Georgia

	Well ID:	BGWC-21	BGWC-21	BGWC-22	BGWC-22	BGWC-23	BGWC-23	BGWC-24	BGWC-24	BGWC-24	BGWC-25	BGWC-25	BGWC-30	BGWC-30	BGWA-6	BGWA-6	BGWC-31	BGWC-31
	Sample Date:	2/16/2022	7/28/2022	2/15/2022	8/2/2022	2/14/2022	8/1/2022	2/15/2022	8/2/2022	10/21/2022	2/16/2022	7/27/2022	2/14/2022	8/1/2022	2/9/2022	7/26/2022	2/16/2022	7/28/2022
	Parameter [1,2]																	
APPENDIX III	Boron	0.053	0.035 J	19.3	21.5	18.1	14.8	28.5	0.52	19.7	0.048	0.051	3.5	2.7	0.019 J	0.017 J	0.73	0.69
	Calcium	44.1	43.1	680	717	740	559	791	90.0	600	51.4	52.1	129	111	65.7	66.1	81.4	75.4
	Chloride	4.0	4.7	789	828	925	794	1120	17.1	836	5.7	6.2	146	114	10.1	8.5	30.9	32.9
	Fluoride	<0.050	<0.050	0.24	0.19	<0.050	0.070 J	<0.050	0.097 J	0.14	<0.050	0.051 J	0.075 J	0.090 J	<0.050	0.052 J	<0.050	<0.050
	pH [3]	7.90	7.85	6.89	6.73	7.15	7.00	6.66	6.73	6.30	7.30	7.22	7.29	7.21	7.16	7.34	7.40	7.19
	Sulfate	48.7	55.3	789	762	622	528	473	52.8	389	13.7	12.6	74.4	63.3	16.7	20.7	118	131
	TDS	235	259	3340	3440	3350	2780	3890	334	1610	235	231	618	582	304	306	428	473
APPENDIX IV	Antimony	0.0017 J	<0.00078	<0.00078	<0.00078	0.0014 J	0.0022 J	0.0048	0.015	0.0032	<0.00078	<0.00078	<0.00078	<0.00078	<0.00078	<0.00078	<0.00078	<0.00078
	Arsenic	0.0020 J	<0.0022	0.0070	0.0033 J	0.0065	0.0085	0.0073	<0.0022	0.0030 J	0.0055	0.0027 J	<0.0011	0.0034 J	<0.0011	<0.0022	0.0070	0.0051
	Barium	0.028	0.025	0.074	0.074	0.11	0.099	0.077	0.022	0.057	0.019	0.016	0.072	0.061	0.043	0.016	0.042	0.039
	Beryllium	<0.000054	<0.000054	0.00012 J	0.00012 J	<0.000054	<0.000054	0.00027 J	<0.000054	0.00022 J	<0.000054	<0.000054	<0.000054	<0.000054	<0.000054	<0.000054	<0.000054	<0.000054
	Cadmium	<0.00011	<0.00011	0.00020 J	0.00012 J	<0.00011	<0.00011	0.0042	0.00026 J	0.0031	<0.00011	<0.00011	<0.00011	<0.00011	<0.00011	<0.00011	<0.00011	<0.00011
	Chromium	<0.0011	<0.0011	<0.0011	<0.0011	<0.0011	<0.0011	<0.0011	<0.0011	<0.0011	<0.0011	<0.0011	0.0014 J	<0.0011	<0.0011	<0.0011	<0.0011	<0.0011
	Cobalt	0.0021 J	0.0027 J	0.030	0.034	<0.00039	<0.00039	0.0037 J	<0.00039	0.0026 J	<0.00039	<0.00039	<0.00039	<0.00039	0.00050 J	<0.00039	<0.00039	<0.00039
	Fluoride	<0.050	<0.050	0.24	0.19	<0.050	0.070 J	<0.050	0.097 J	0.14	<0.050	0.051 J	0.075 J	0.090 J	<0.050	0.052 J	<0.050	<0.050
	Lead	<0.00089	<0.00089	<0.00089	<0.00089	<0.00089	<0.00089	<0.00089	<0.00089	<0.00089	<0.00089	<0.00089	<0.00089	<0.00089	<0.00089	<0.00089	<0.00089	<0.00089
	Lithium	<0.00073	<0.00073	0.032 J	0.030 J	0.033	0.029 J	0.0086 J	<0.00073	0.0057 J	<0.00073	<0.00073	0.0015 J	0.0012 J	<0.00073	<0.00073	<0.00073	<0.00073
	Mercury	<0.00013	<0.00013	<0.00013	<0.00013	<0.00013	<0.00013	0.0014	<0.00013	0.00026	<0.00013	<0.00013	<0.00013	<0.00013	<0.00013	<0.00013	<0.00013	0.00015 J
	Molybdenum	0.0050 J	0.0042 J	0.039	0.040	0.0079 J	0.0071 J	<0.00074	0.0027 J	<0.00074	<0.00074	<0.00074	0.0048 J	0.0047 J	<0.00074	<0.00074	<0.00074	<0.00074
	Comb. Radium 226/228	0.490 U	0.424 U	1.94	2.32	0.563 U	2.28	14.2 U	0.840 U	--	0.189 U	1.09 U	0.744 U	1.01 U	0.296 U	1.15 U	1.02	0.684 U
	Selenium	<0.0014	<0.0014	<0.0014	<0.0014	<0.0014	<0.0014	0.0055	0.0027 J	0.0045 J	<0.0014	<0.0014	0.0084	0.0074	<0.0014	<0.0014	<0.0014	<0.0014
	Thallium	<0.00018	<0.00018	0.0011	0.00098 J	<0.00018	<0.00018	0.00045 J	<0.00018	0.00032 J	<0.00018	<0.00018	<0.00018	<0.00018	<0.00018	<0.00018	<0.00018	<0.00018
GEOCHEM	Bicarbonate Alkalinity	--	157	--	64.6	--	118	--	157	--	--	197	--	141	--	246	--	184
	Iron	--	<0.025	--	0.26	--	0.28	--	<0.025	--	--	0.36	--	<0.025	--	0.080	--	1.6
	Magnesium	--	25.7	--	115	--	133	--	7.7	--	--	24.2	--	35.3	--	35.8	--	36.2
	Manganese	--	0.015 J	--	7.6	--	0.28	--	0.0081 J	--	--	0.26	--	0.0073 J	--	0.029 J	--	0.17
	Potassium	--	1.6	--	17.3	--	10.7	--	5.3	--	--	1.1	--	3.0	--	0.66	--	1.5
	Sodium	--	2.3	--	48.3	--	37.7	--	3.0	--	--	1.9	--	5.6	--	4.2	--	8.1
	Sulfide	--	<0.050	--	<0.050	--	0.31	--	<0.050	--	--	0.14	--	<0.050	--	<0.050	--	<0.050

Table 5
Summary of Groundwater Analytical Data
Plant Bowen AP-1, Bartow County, Georgia

	Well ID:	BGWC-32	BGWC-32	BGWC-34D	BGWC-34D	BGWC-35D	BGWC-35D	BGWC-36D	BGWC-36D	BGWC-37D	BGWC-37D	BGWC-38D	BGWC-38D	BGWC-39	BGWC-39	BGWC-40	BGWC-40
	Sample Date:	2/16/2022	7/29/2022	2/16/2022	7/28/2022	2/17/2022	7/28/2022	2/14/2022	7/29/2022	2/17/2022	7/28/2022	2/14/2022	8/2/2022	2/16/2022	8/2/2022	2/16/2022	7/28/2022
	Parameter [1,2]																
APPENDIX III	Boron	4.2	3.8	0.38	0.40	12.2	11.0	5.7	4.6	1.3	1.3	7.9	7.1	9.0	10.5	3.9	2.9
	Calcium	247	226	127	123	483	403	188	156	112	109	187	186	424	488	155	138
	Chloride	262	292	39.2	44.9	627	666	241	283	105	138	237	244	409	560	150	149
	Fluoride	0.13	0.16	<0.050	0.053 J	0.21	0.23	0.12	0.14	0.16	0.19	0.34	0.46	0.11	0.12	0.068 J	0.092 J
	pH [3]	7.14	7.15	7.27	6.96	7.02	6.98	7.23	7.19	7.46	7.34	6.33	6.17	6.83	6.42	7.24	7.03
	Sulfate	265	298	129	158	551	600	122	138	132	134	139	140	403	484	125	132
	TDS	1320	1260	474	540	2850	2930	848	846	570	692	926	1060	1760	2700	776	810
APPENDIX IV	Antimony	<0.00078	<0.00078	<0.00078	<0.00078	<0.00078	<0.00078	<0.00078	<0.00078	<0.00078	<0.00078	0.0067	0.0015 J	<0.00078	<0.00078	<0.00078	<0.00078
	Arsenic	0.0041 J	<0.0022	0.020	0.015	0.0065	<0.0022	<0.0011	<0.0022	0.011	0.013	0.0036 J	0.0025 J	0.0052	0.0055	0.0032 J	<0.0022
	Barium	0.096	0.09	0.052	0.051	0.071	0.06	0.064	0.062	0.087	0.094	0.15	0.12	0.067	0.07	0.055	0.047
	Beryllium	<0.000054	<0.000054	<0.000054	<0.000054	<0.000054	<0.000054	<0.000054	<0.000054	<0.000054	<0.000054	<0.000054	0.000054 J	<0.000054	<0.000054	<0.000054	<0.000054
	Cadmium	<0.00011	<0.00011	<0.00011	<0.00011	<0.00011	<0.00011	<0.00011	<0.00011	<0.00011	<0.00011	<0.00011	<0.00011	0.00012 J	<0.00011	<0.00011	<0.00011
	Chromium	<0.0011	<0.0011	<0.0011	<0.0011	<0.0011	<0.0011	<0.0011	<0.0011	<0.0011	<0.0011	<0.0011	<0.0011	<0.0011	<0.0011	0.0011 J	<0.0011
	Cobalt	<0.00039	0.0022 J	0.0010 J	0.0012 J	0.0024 J	0.0038 J	<0.00039	<0.00039	0.00056 J	<0.00039	0.0019 J	0.0019 J	<0.00039	<0.00039	0.00052 J	0.00042 J
	Fluoride	0.13	0.16	<0.050	0.053 J	0.21	0.23	0.12	0.14	0.16	0.19	0.34	0.46	0.11	0.12	0.068 J	0.092 J
	Lead	<0.00089	<0.00089	<0.00089	<0.00089	<0.00089	<0.00089	<0.00089	<0.00089	<0.00089	<0.00089	<0.00089	<0.00089	<0.00089	<0.00089	<0.00089	<0.00089
	Lithium	<0.0036	<0.00073	<0.00073	<0.00073	0.018 J	0.016 J	0.0020 J	0.0012 J	<0.0036	0.0026 J	0.0061 J	0.0090 J	0.021 J	0.0038 J	<0.0036	<0.00073
	Mercury	<0.00013	<0.00013	<0.00013	0.00014 J	<0.00013	0.00016 J	<0.00013	<0.00013	<0.00013	<0.00013	<0.00013	0.00028	<0.00013	<0.00013	<0.00013	<0.00013
	Molybdenum	0.0038 J	0.0036 J	0.00094 J	0.0011 J	0.039	0.036	0.012	0.0095 J	0.016	0.0082 J	0.097	0.093	0.0052 J	0.0062 J	<0.00074	<0.00074
	Comb. Radium 226/228	1.16 U	1.82	2.24	2.74	1.88	2.71	1.43	1.47 U	2.41	2.92	4.60	3.64	0.799	0.930 U	0.473 U	0.656 U
	Selenium	<0.0014	<0.0014	<0.0014	<0.0014	<0.0014	<0.0014	0.011	0.011	<0.0014	<0.0014	<0.0014	<0.0014	<0.0014	<0.0014	0.0084	0.0070
	Thallium	<0.00018	<0.00018	<0.00018	<0.00018	<0.00018	0.00022 J	0.00022 J	0.00018 J	<0.00018	<0.00018	<0.00018	<0.00018	<0.00018	<0.00018	<0.00018	<0.00018
GEOCHEM	Bicarbonate Alkalinity	--	167	--	220	--	147	--	117	--	165	--	76.6	--	140	--	204
	Iron	--	<0.025	--	1.3	--	0.12	--	<0.025	--	0.63	--	0.53	--	<0.025	--	<0.025
	Magnesium	--	64.9	--	34.0	--	93.1	--	51.9	--	45.1	--	45.8	--	85.7	--	43.5
	Manganese	--	0.18	--	0.016 J	--	0.69	--	0.0051 J	--	0.041	--	0.83	--	0.012 J	--	<0.0043
	Potassium	--	4.2	--	2.0	--	13.6	--	3.5	--	2.3	--	3.2	--	10.9	--	2.7
	Sodium	--	17.8	--	6.8	--	58.1	--	13.9	--	13.3	--	12.5	--	32.5	--	9.1
	Sulfide	--	<0.050	--	<0.050	--	<0.050	--	<0.050	--	<0.050	--	<0.050	--	<0.050	--	<0.050

Table 5
Summary of Groundwater Analytical Data
Plant Bowen AP-1, Bartow County, Georgia

	Well ID:	BGWC-41D	BGWC-41D	BGWC-42D	BGWC-42D	BGWC-43D	BGWC-43D	BGWC-44D	BGWC-44D	BGWC-49D	BGWC-49D	BGWC-50D	BGWC-50D	BGWC-51	BGWC-51	BGWC-52	BGWC-52
	Sample Date:	2/15/2022	7/29/2022	2/17/2022	7/28/2022	2/15/2022	8/1/2022	2/9/2022	7/26/2022	2/17/2022	8/1/2022	2/9/2022	7/26/2022	2/14/2022	8/1/2022	2/14/2022	7/28/2022
	Parameter [1,2]																
APPENDIX III	Boron	1.2	1.3	1.9	1.9	14.4	14.4	0.033 J	0.036 J	7.5	7.5	0.034 J	0.035 J	4.5	2.9	1.2	0.87
	Calcium	198	202	98.4	93.4	344	350	49.1	49.7	239	236	60.3	61.1	155	112	72.8	52.3
	Chloride	296	381	126	117	496	487	17.0	14.7	410	415	15.3	18.2	128	95.4	46.8	33.9
	Fluoride	0.070 J	0.10	0.61	0.55	0.89	0.86	0.11	<0.050	<0.050	0.087 J	0.080 J	0.12	0.13	0.16	0.10	0.14
	pH [3]	7.20	7.07	7.30	7.31	7.28	7.16	7.61	7.59	7.57	7.30	7.60	7.55	7.11	6.96	7.57	7.62
	Sulfate	278	343	122	136	323	316	48.4	38.1	209	204	79.4	112	114	94.4	64.1	50.1
	TDS	1140	1180	658	628	1620	1850	347	344	1620	1330	377	409	632	502	321	236
APPENDIX IV	Antimony	<0.00078	<0.00078	<0.00078	<0.00078	<0.00078	<0.00078	<0.00078	0.0011 J	<0.00078	<0.00078	<0.00078	<0.00078	<0.00078	<0.00078	<0.00078	<0.00078
	Arsenic	0.0062	0.0034 J	0.0090	0.0033 J	0.0048 J	0.0045 J	0.0062	0.0041 J	0.0057	0.0076	0.0023 J	0.0035 J	<0.0011	<0.0022	<0.0011	<0.0022
	Barium	0.063	0.06	0.12	0.084	0.076	0.066	0.023	0.022	0.077	0.062	0.049	0.051	0.011	0.0081	0.029	0.021
	Beryllium	<0.000054	<0.000054	<0.000054	<0.000054	<0.000054	<0.000054	<0.000054	<0.000054	<0.000054	<0.000054	<0.000054	<0.000054	0.000070 J	<0.000054	<0.000054	<0.000054
	Cadmium	<0.00011	<0.00011	<0.00011	<0.00011	0.0015	0.0011	<0.00011	<0.00011	<0.00011	<0.00011	<0.00011	<0.00011	<0.00011	<0.00011	<0.00011	<0.00011
	Chromium	<0.0011	<0.0011	<0.0011	<0.0011	0.0024 J	<0.0011	<0.0011	<0.0011	<0.0011	<0.0011	<0.0011	<0.0011	<0.0011	<0.0011	0.0013 J	<0.0011
	Cobalt	<0.00039	0.00040 J	<0.00039	<0.00039	0.0038 J	0.0024 J	<0.00039	<0.00039	0.00088 J	0.00065 J	0.00079 J	0.00072 J	<0.00039	<0.00039	0.00044 J	0.00082 J
	Fluoride	0.070 J	0.10	0.61	0.55	0.89	0.86	0.11	<0.050	<0.050	0.087 J	0.080 J	0.12	0.13	0.16	0.10	0.14
	Lead	<0.00089	<0.00089	<0.00089	<0.00089	<0.00089	<0.00089	<0.00089	<0.00089	<0.00089	<0.00089	<0.00089	<0.00089	<0.00089	<0.00089	<0.00089	<0.00089
	Lithium	0.0020 J	0.0018 J	<0.0036	0.0016 J	0.027 J	0.025 J	0.0036 J	0.0037 J	0.0076 J	0.0057 J	<0.00073	<0.00073	<0.00073	<0.00073	0.0020 J	0.00088 J
	Mercury	<0.00013	<0.00013	<0.00013	<0.00013	<0.00013	<0.00013	<0.00013	0.00017 J	<0.00013	<0.00013	<0.00013	<0.00013	0.00025	<0.00013	<0.00013	<0.00013
	Molybdenum	0.0087 J	0.0080 J	0.0055 J	0.0092 J	0.15	0.16	0.0011 J	0.012	0.0056 J	0.0066 J	0.0032 J	0.0029 J	<0.00074	<0.00074	0.0041 J	0.0053 J
	Comb. Radium 226/228	0.765 U	1.60	0.510 U	0.503 U	0.960 U	1.38	1.52	0.818 U	2.41	2.36	1.40	1.00 U	0.487 U	0.642 U	0.224 U	1.02 U
	Selenium	<0.0014	<0.0014	<0.0014	<0.0014	<0.0014	<0.0014	<0.0014	<0.0014	<0.0014	<0.0014	<0.0014	<0.0014	0.0042 J	0.0036 J	0.0018 J	<0.0014
	Thallium	<0.00018	<0.00018	<0.00018	<0.00018	0.0034	0.0028	<0.00018	<0.00018	<0.00018	<0.00018	<0.00018	<0.00018	<0.00018	<0.00018	<0.00018	<0.00018
GEOCHEM	Bicarbonate Alkalinity	--	111	--	197	--	76.4	--	238	--	94.1	--	232	--	118	--	86.8
	Iron	--	0.95	--	0.30	--	0.23	--	0.57	--	0.48	--	1.1	--	<0.025	--	0.043
	Magnesium	--	95.1	--	38.3	--	79.9	--	25.6	--	99.6	--	29.8	--	22.7	--	10.1
	Manganese	--	0.042	--	0.041	--	1.6	--	0.090	--	0.32	--	0.084	--	0.0044 J	--	0.021 J
	Potassium	--	1.4	--	2.3	--	6.6	--	1.7	--	3.2	--	1.3	--	3.2	--	2.4
	Sodium	--	32.6	--	47.6	--	24.6	--	55.8	--	31.3	--	54.6	--	7.2	--	4.5
	Sulfide	--	<0.050	--	7.6	--	<0.050	--	2.3	--	<0.050	--	0.16	--	<0.050	--	<0.050

Table 6

Summary of Background Concentrations and Groundwater Protection Standards

Plant Bowen AP-1, Bartow County, Georgia

Analyte	Units	MCL	CCR-Rule Specified (1)	Background Limit (2)	GWPS (3,4)
Antimony	mg/L	0.006	N/A	0.0042	0.006
Arsenic	mg/L	0.01	N/A	0.01	0.01
Barium	mg/L	2	N/A	0.22	2
Beryllium	mg/L	0.004	N/A	0.0005	0.004
Cadmium	mg/L	0.005	N/A	0.0005	0.005
Chromium	mg/L	0.1	N/A	0.005	0.1
Cobalt	mg/L	N/A	0.006	0.005	0.006
Fluoride	mg/L	4	N/A	0.57	4
Lead	mg/L	N/A	0.015	0.0024	0.015
Lithium	mg/L	N/A	0.04	0.03	0.04
Mercury	mg/L	0.002	N/A	0.0002	0.002
Molybdenum	mg/L	N/A	0.1	0.034	0.1
Selenium	mg/L	0.05	N/A	0.005	0.05
Thallium	mg/L	0.002	N/A	0.001	0.002
Combined Radium-226/228	pCi/L	5	N/A	1.63	5

Notes:

CCR = Coal Combustion Residuals

GWPS = Groundwater Protection Standard

MCL = Maximum Contaminant Level

mg/L = milligrams per liter

N/A = Not Applicable

pCi/L = picocuries per liter

(1) On February 22, 2022, the Georgia Environmental Protection Division (GA EPD) adopted the federally promulgated GWPS for cobalt, lithium, lead, and molybdenum.

(2) The background limits were used when determining the GWPS under 40 CFR 257.95(h) and GA EPD Rule 391-3-4-.10(6)(a).

(3) Under 40 CFR 257.95(h)(1-3) the GWPS is: (i) the maximum contaminant level (MCL) established under §§141.62 and 141.66 of this title; (ii) where an MCL has not been established a rule-specific GWPS; or (iii) background levels for constituents where the background level is higher than the MCL or rule-specified GWPS.

(4) The GWPS apply to the Febuary and July/August 2022 sampling events.

FIGURES

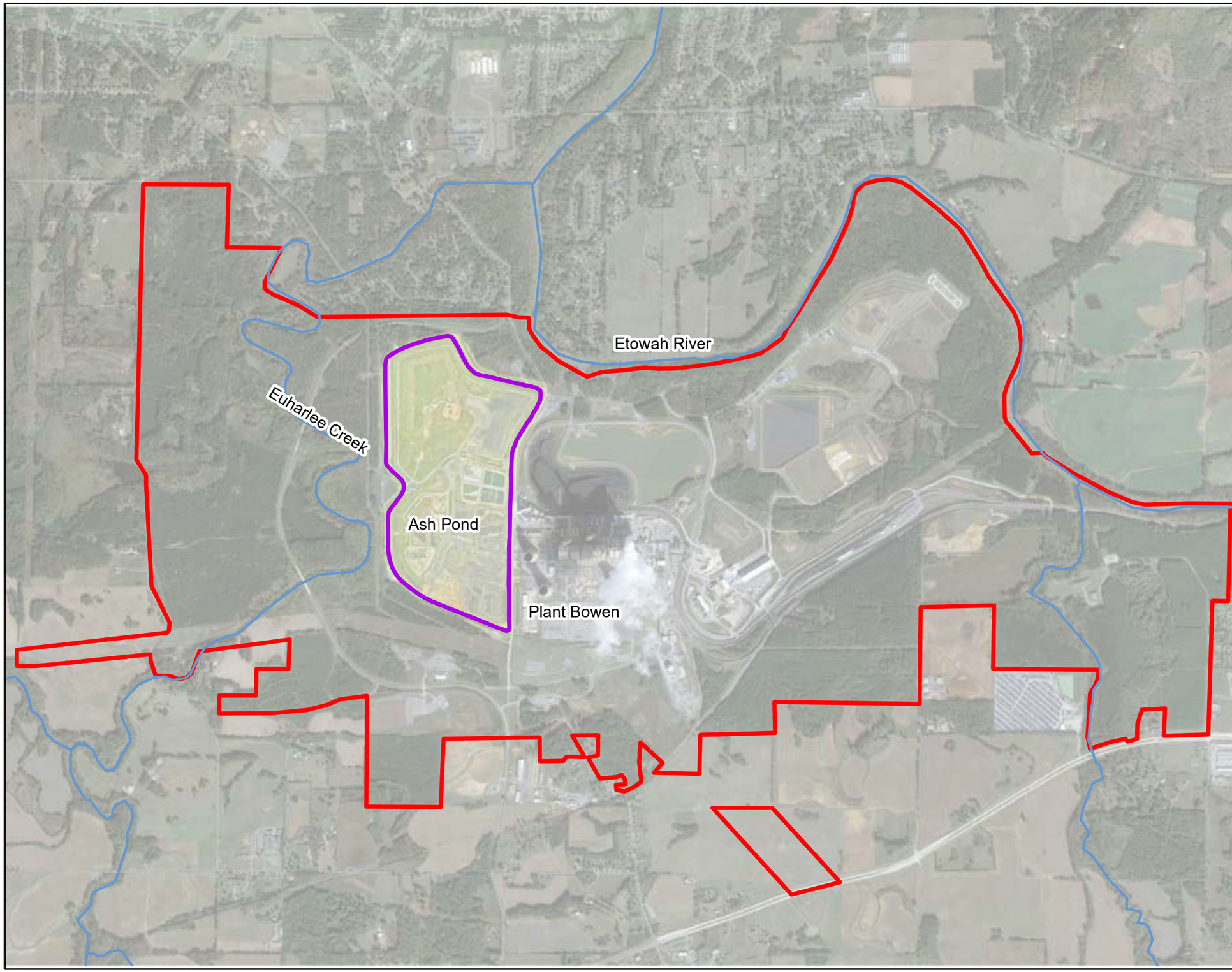

N

LEGEND

- Approximate Site Boundary
- Approximate AP-1 Boundary
- River or Stream

Note:
1. Aerial photograph source: Google Earth Pro, November 2019 and Georgia Power Company, September 2022.

0 900 1,800 3,600 Feet

SITE LOCATION MAP

GEORGIA POWER COMPANY
PLANT BOWEN AP-1
BARTOW COUNTY, GEORGIA

Prepared For: Georgia Power

Prepared By: Geosyntec consultants

KENNESAW, GA | JANUARY 2023

FIGURE 1

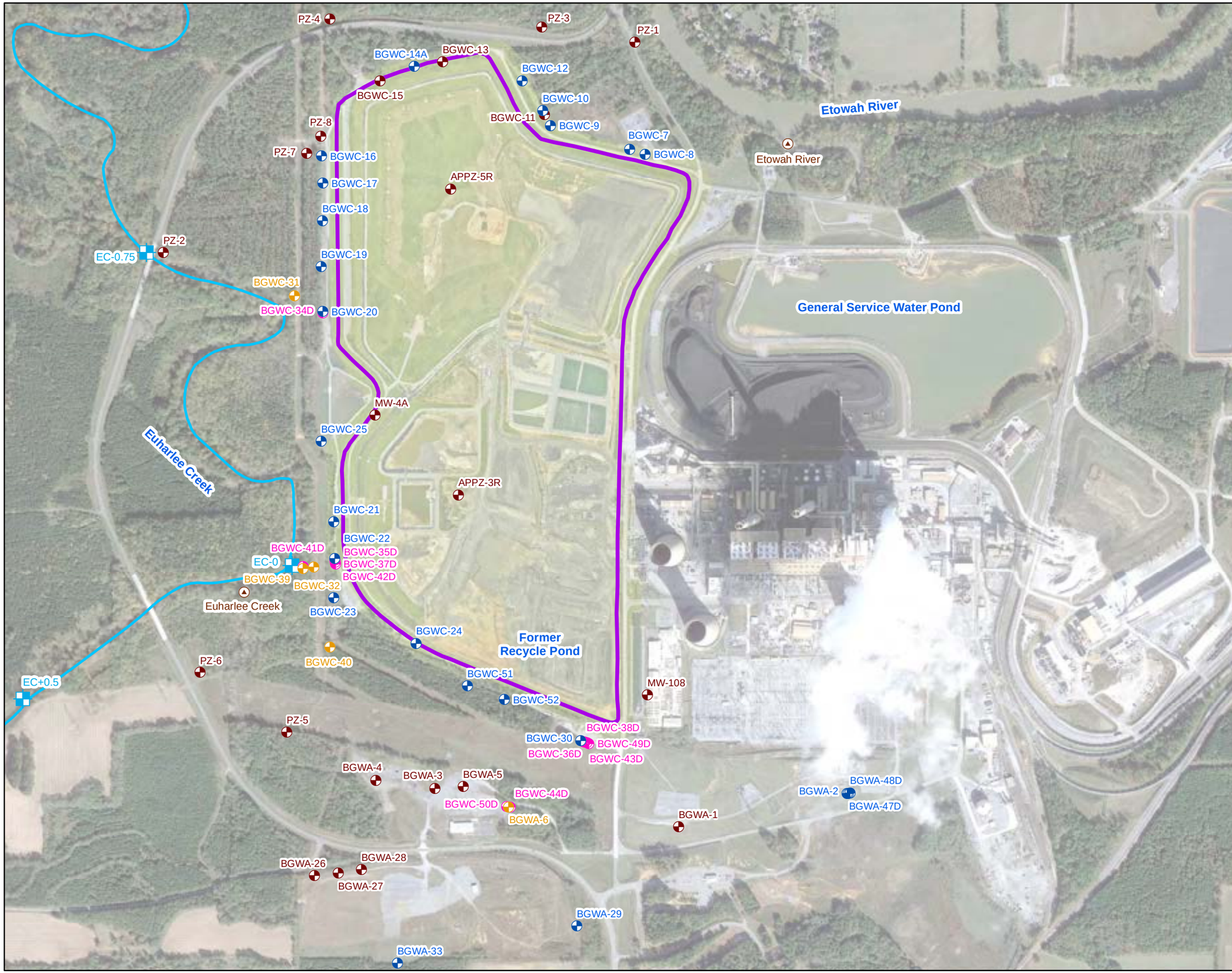

N

LEGEND

- Detection Monitoring Well
- Horizontal Assessment Monitoring Well
- Vertical Assessment Monitoring Well
- Piezometer
- Surface Water Transducer
- Surface Water Sample Point
- Euharlee Creek
- Approximate AP-1 Boundary

Notes:
1. All wells and piezometers presented are screeened within the weathered fractured bedrock.
2. Aerial photograph source: Google Earth Pro, November 2019 and Georgia Power Company, September 2022.

0 400 800 1,600 Feet

MONITORING WELL NETWORK MAP

GEORGIA POWER COMPANY
PLANT BOWEN AP-1
BARTOW COUNTY, GEORGIA

Prepared For: Georgia Power

Prepared By: Geosyntec consultants

KENNESAW, GA | JANUARY 2023

FIGURE 2

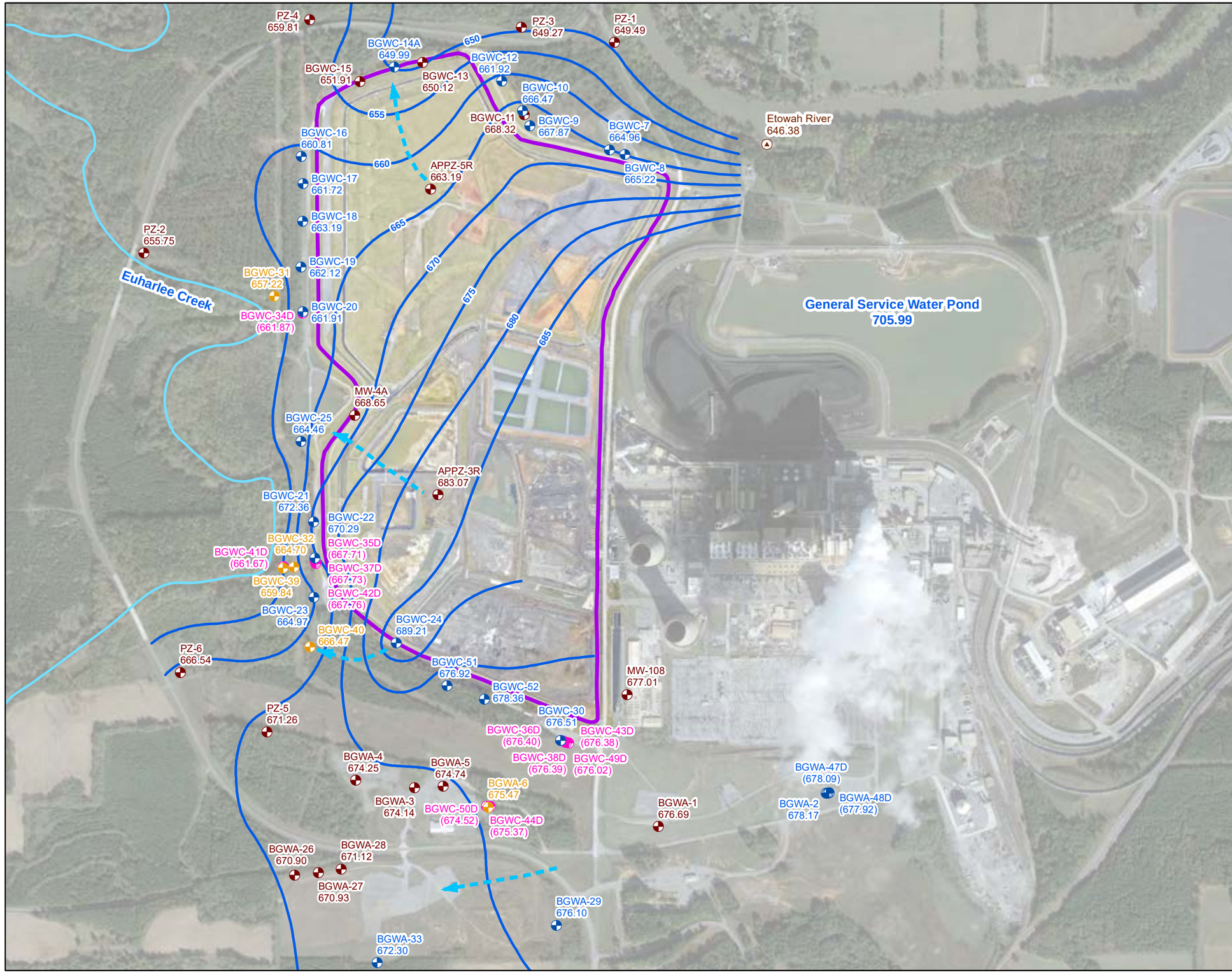

N

LEGEND

- Compliance Monitoring Well
- Horizontal Delineation Monitoring Well
- Vertical Delineation Monitoring Well
- Piezometer
- Surface Water Transducer
- Groundwater Elevation Contour
- Approximate Groundwater Flow Direction
- Euharlee Creek
- Approximate AP-1 Boundary

Notes:
1. Water level elevations recorded on February 8, 2022. Elevation provided in feet referenced to the North American Vertical Datum (NAVD) 88. The Recycle Pond is currently dry.
2. Surface water elevations of Etowah River and General Service Water Pond are recorded using In-Situ® Instruments, Inc.'s Win-Situ® reporting software, and Level Troll 500® pressure transducers.
3. The map shows only the wells/piezometers currently installed at the time of the gauging event.
4. Groundwater elevations in parentheses were not used in development of groundwater contours due to well being screened at a different elevation in the formation/aquifer.
5. Aerial photograph source: Google Earth Pro, November 2019 and Georgia Power Company, February 2022.

0 400 800 1,600 Feet

POTENTIOMETRIC SURFACE CONTOUR MAP - FEBRUARY 2022

GEORGIA POWER COMPANY
PLANT BOWEN AP-1
BARTOW COUNTY, GEORGIA

Prepared For: Georgia Power

Prepared By: Geosyntec consultants

KENNESAW, GA | JANUARY 2023

FIGURE 3

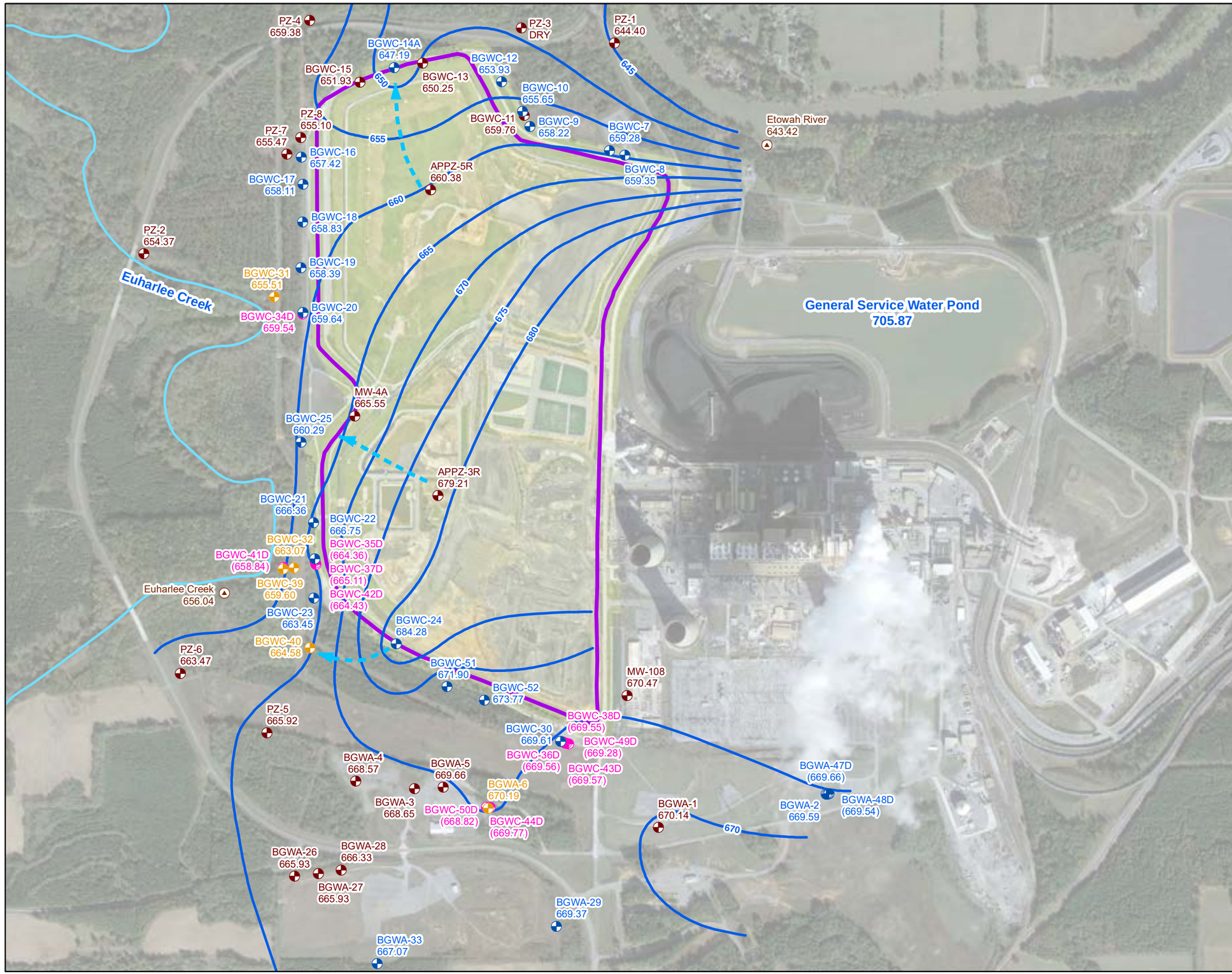

N

LEGEND

- Detection Monitoring Well
- Horizontal Assessment Monitoring Well
- Vertical Assessment Monitoring Well
- Piezometer
- Surface Water Transducer
- Groundwater Elevation Contour
- Approximate Groundwater Flow Direction
- Euharlee Creek
- Approximate AP-1 Boundary

Notes:

1. Water level elevations recorded on July 25, 2022. Elevation provided in feet referenced to the North American Vertical Datum (NAVD) 88. The Former Recycle Pond has been decomissioned.
2. Surface water elevations of Etowah River, Euharlee Creek, and General Service Water Pond are recorded using In-Situ® Instruments, Inc.'s Win-Situ® or HydroVu® reporting software and Level Troll 500® pressure transducers. The transducer that recorded data for Euharlee Creek is located in a tributary with surface elevations representative of Euharlee Creek conditions.
3. The map shows only the wells/piezometers currently installed at the time of the gauging event.
4. Groundwater elevations in parentheses were not used in development of groundwater contours due to well being screened at a different elevation in the formation/aquifer.
5. Aerial photograph source: Google Earth Pro, November 2019 and Georgia Power Company, September 2022.

0 400 800 1,600 Feet

POTENTIOMETRIC SURFACE CONTOUR MAP - JULY 2022

GEORGIA POWER COMPANY
PLANT BOWEN AP-1
BARTOW COUNTY, GEORGIA

Prepared For: Georgia Power

Prepared By: Geosyntec consultants

KENNESAW, GA | JANUARY 2023

FIGURE 4

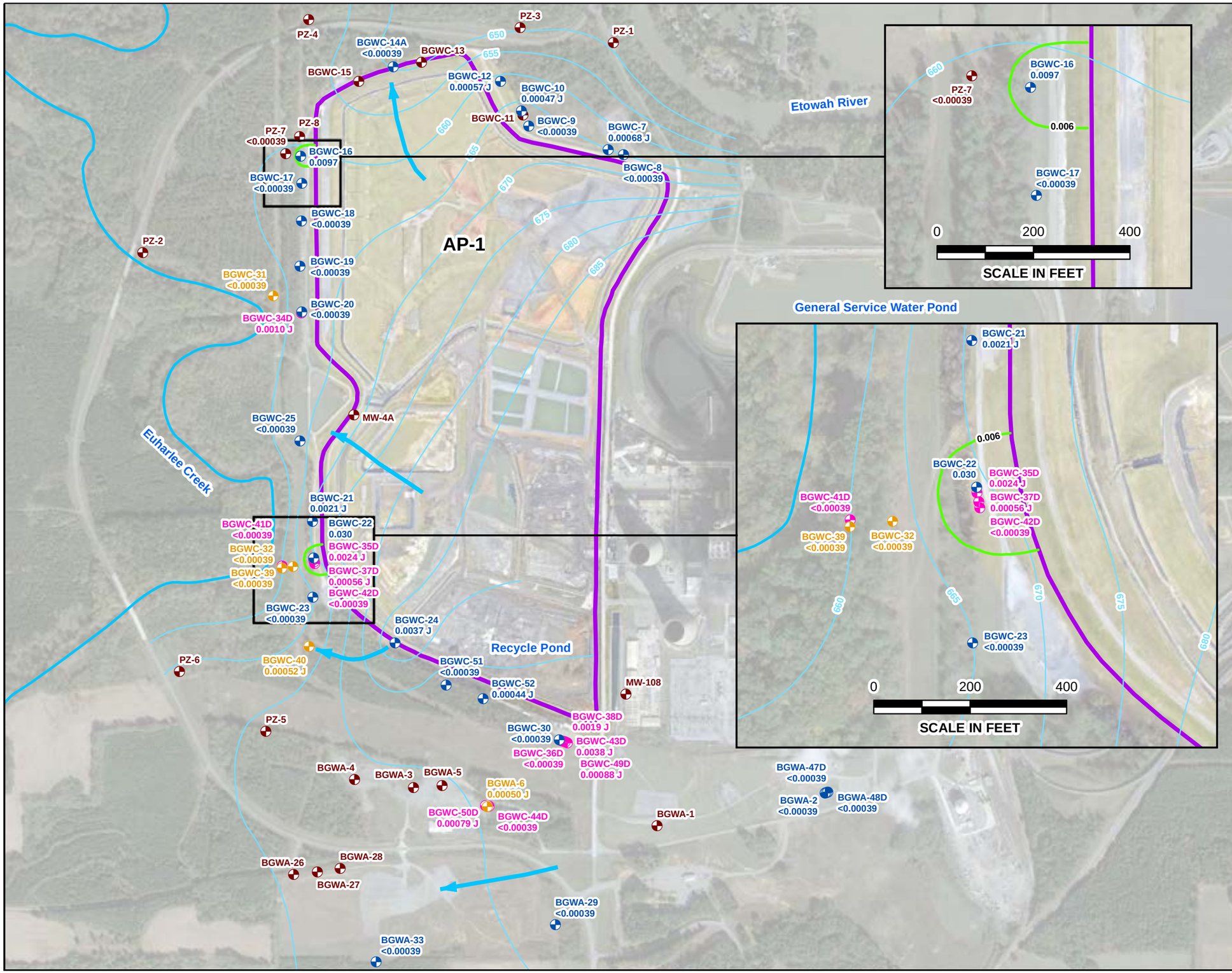

N

LEGEND

- Detection Monitoring Well
- Horizontal Assessment Monitoring Well
- Vertical Assessment Monitoring Well (Not Used for Contouring)
- Piezometer
- GWPS Cobalt Iso-Concentration Contour (mg/L)
- Groundwater Elevation Contour
- Approximate Groundwater Flow Direction
- Euharlee Creek
- Approximate AP-1 Boundary

Notes:
1. Concentration data are from the February 2022 semiannual groundwater monitoring event, with exception to PZ-7 which was sampled April 2022. Concentrations are reported in mg/L. Water level elevations recorded February 8, 2022.
2. The Groundwater Protection Standard (GWPS) for cobalt is 0.006 mg/L.
3. Aerial photograph source: Google Earth Pro, November 2019 and Georgia Power Company, February 2022.

0 400 800 1,600 Feet

ISO-CONCENTRATION MAP
COBALT - FEBRUARY 2022

GEORGIA POWER COMPANY
PLANT BOWEN AP-1
BARTOW COUNTY, GEORGIA

Prepared For: Georgia Power

Prepared By: Geosyntec consultants

KENNESAW, GA | JANUARY 2023

FIGURE 5

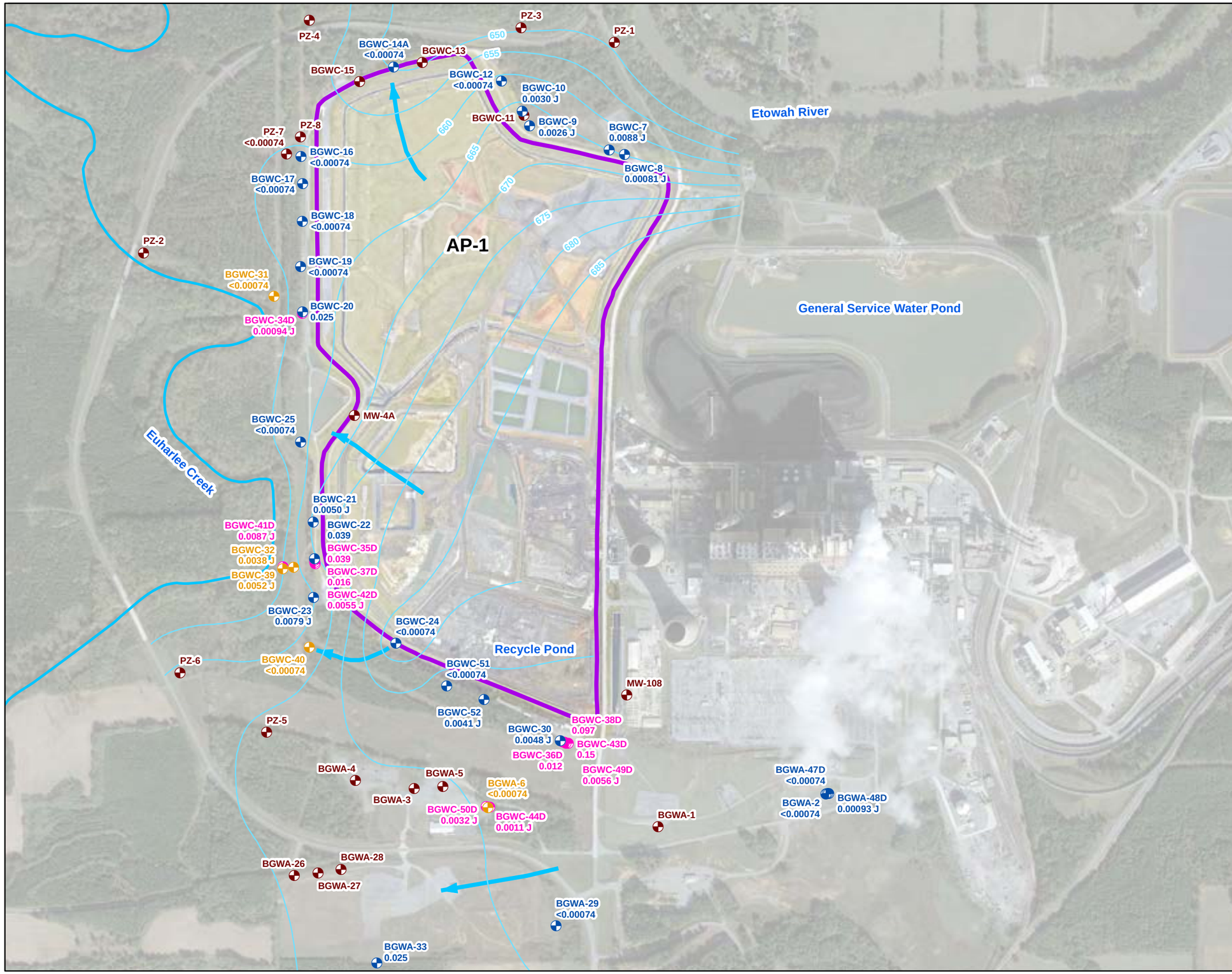

N

LEGEND

- Detection Monitoring Well
- Horizontal Assessment Monitoring Well
- Vertical Assessment Monitoring Well (Not Used for Contouring)
- Piezometer
- Groundwater Elevation Contour
- Approximate Groundwater Flow Direction
- Euharlee Creek
- Approximate AP-1 Boundary

Notes:
1. Concentration data are from the February 2022 semiannual groundwater monitoring event. Concentrations are reported in mg/L. Water level elevations recorded February 8, 2022.
2. The Groundwater Protection Standard (GWPS) for molybdenum is 0.100 mg/L.
3. Aerial photograph source: Google Earth Pro, November 2019 and Georgia Power Company, February 2022.

0 400 800 1,600 Feet

ISO-CONCENTRATION MAP
MOLYBDENUM - FEBRUARY 2022

GEORGIA POWER COMPANY
PLANT BOWEN AP-1
BARTOW COUNTY, GEORGIA

Prepared For: Georgia Power

Prepared By: Geosyntec consultants

KENNESAW, GA | JANUARY 2023

FIGURE 6

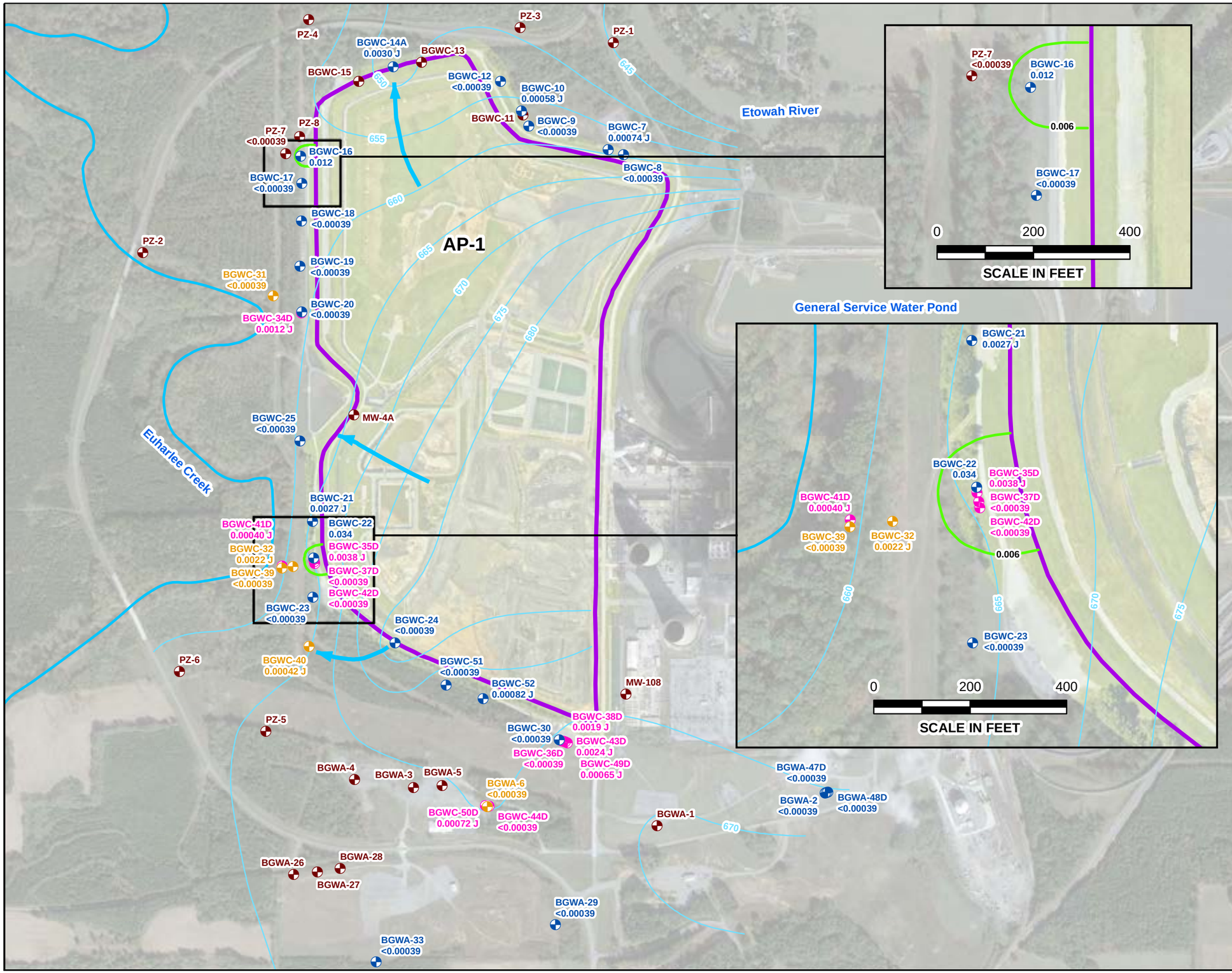

N

LEGEND

- Detection Monitoring Well
- Horizontal Assessment Monitoring Well
- Vertical Assessment Monitoring Well (Not Used for Contouring)
- Piezometer
- GWPS Cobalt Iso-Concentration Contour (mg/L)
- Groundwater Elevation Contour
- Approximate Groundwater Flow Direction
- Euharlee Creek
- Approximate AP-1 Boundary

Notes:
1. Concentration data are from the July/August 2022 semiannual groundwater monitoring event. Concentrations are reported in mg/L. Water level elevations recorded July 25, 2022.
2. The Groundwater Protection Standard (GWPS) for cobalt is 0.006 mg/L.
3. Aerial photograph source: Google Earth Pro, November 2019 and Georgia Power Company, September 2022.

0 400 800 1,600 Feet

ISO-CONCENTRATION MAP
COBALT - JULY/AUGUST 2022

GEORGIA POWER COMPANY
PLANT BOWEN AP-1
BARTOW COUNTY, GEORGIA

Prepared For: Georgia Power

Prepared By: Geosyntec consultants

KENNESAW, GA | JANUARY 2023

FIGURE 7

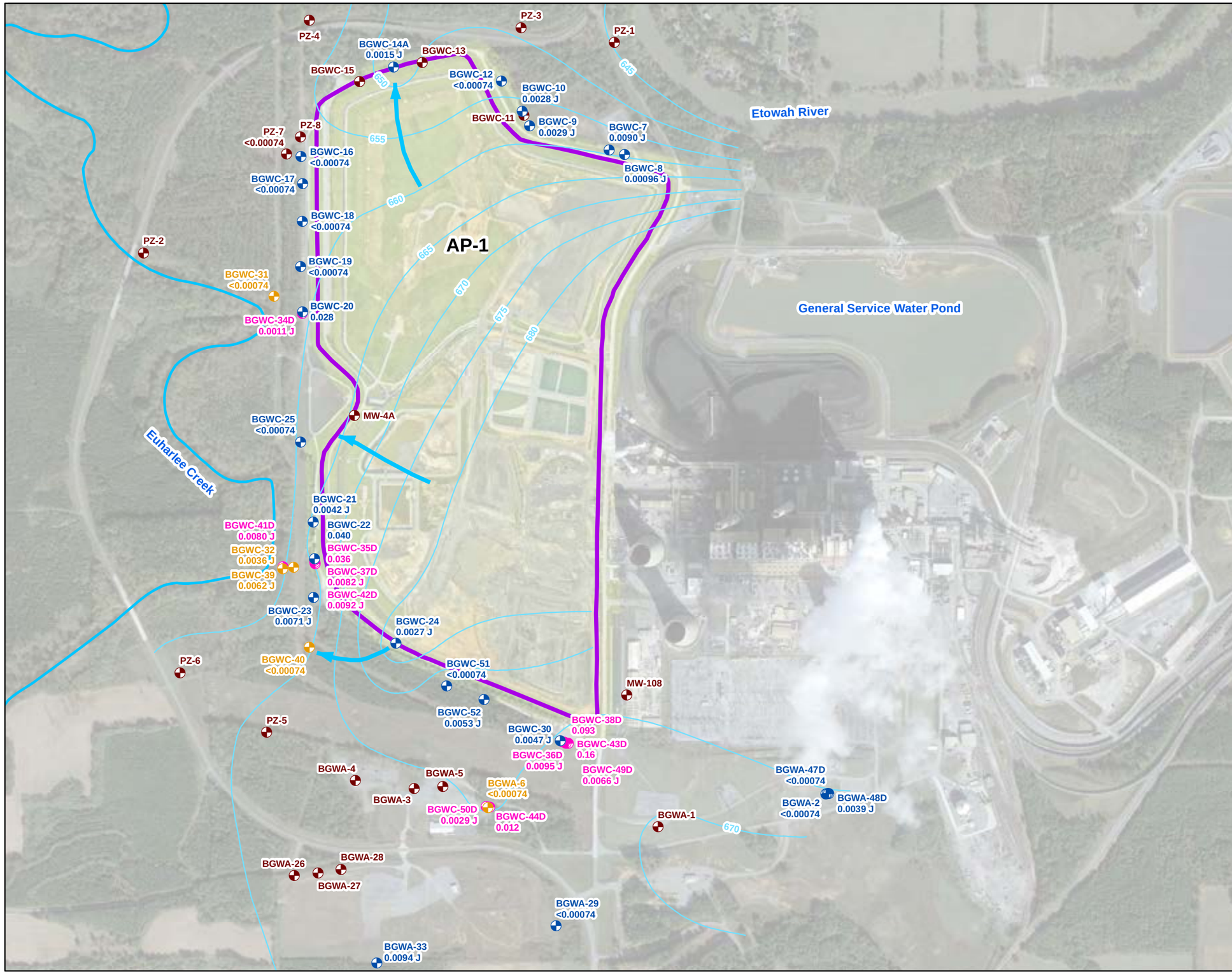

N

LEGEND

- Detection Monitoring Well
- Horizontal Assessment Monitoring Well
- Vertical Assessment Monitoring Well (Not Used for Contouring)
- Piezometer
- Groundwater Elevation Contour
- Approximate Groundwater Flow Direction
- Euharlee Creek
- Approximate AP-1 Boundary

Notes:
1. Concentration data are from the July/August 2022 semiannual groundwater monitoring event. Concentrations are reported in mg/L. Water level elevations recorded July 25, 2022.
2. The Groundwater Protection Standard (GWPS) for molybdenum is 0.100 mg/L.
3. Aerial photograph source: Google Earth Pro, November 2019 and Georgia Power Company, September 2022.

0 400 800 1,600 Feet

ISO-CONCENTRATION MAP
MOLYBDENUM - JULY/AUGUST 2022

GEORGIA POWER COMPANY
PLANT BOWEN AP-1
BARTOW COUNTY, GEORGIA

Prepared For: Georgia Power

Prepared By: Geosyntec consultants

KENNESAW, GA | JANUARY 2023

FIGURE 8

APPENDIX A

Ash Pond Monitoring Well Certification Report – Addendum No. 6, Plant Bowen Ash Pond 1 (AP-1)

Prepared for

Georgia Power Company
241 Ralph McGill Blvd NE
Atlanta, Georgia 30308

ASH POND MONITORING WELL CERTIFICATION REPORT – ADDENDUM No. 6

PLANT BOWEN ASH POND 1 (AP-1)

Prepared by

Geosyntec consultants
engineers | scientists | innovators

1255 Roberts Boulevard, Suite 200
Kennesaw, Georgia 30144

Project Number GW6581C

June 2022

ASH POND MONITORING WELL CERTIFICATION REPORT – ADDENDUM No. 6

Plant Bowen
Ash Pond 1
June 3, 2022

Whitney Law, P.E.
Georgia Professional Engineer No. 36641
Project Manager
Geosyntec Consultants

TABLE OF CONTENTS

1. INTRODUCTION 1

2. DRILLING AND WELL INSTALLATION 2
   2.1 Drilling Method 2
   2.2 Screened Interval 2
   2.3 Well Casings and Screens 2
   2.4 Well Intake Design 3
   2.5 Filter Pack 3
   2.6 Annular Seal 4
   2.7 Cap and Protective Casing 4

3. WELL DEVELOPMENT 5

4. SURVEY 6

5. REFERENCES 7

LIST OF TABLES

Table 1 Summary of Well Construction Details

LIST OF FIGURES

Figure 1 Groundwater Monitoring Network Map

LIST OF APPENDICES

Appendix A Well Driller Performance Bonds
Appendix B Boring and Well Construction Logs
Appendix C Well Development Forms
Appendix D Certified Well Survey Data

LIST OF ACRONYMS

AP	Ash Pond
ASTM	American Society for Testing and Materials
CCR	coal combustion residual
CFR	Code of Federal Regulations
CFS	Civil Field Services
DO	dissolved oxygen
GA EPD	Georgia Environmental Protection Division
Georgia Power	Georgia Power Company
NAD	North America Datum
NAVD88	North American Vertical Datum of 1988
NSF	National Sanitation Foundation
ORP	oxygen reduction potential
PVC	polyvinyl chloride
SCS	Southern Company Services
TOC	top of casing
USEPA	United States Environmental Protection Agency

1. INTRODUCTION

This report provides details regarding the design, installation, and development of two piezometers, PZ-7 and PZ-8, to supplement the current groundwater monitoring system at Georgia Power Company (Georgia Power) Plant Bowen (Site) Ash Pond 1 (AP-1). PZ-7 and PZ-8 will be used to gauge water levels to define groundwater flow direction and gradients downgradient of AP-1. This report was prepared as an addendum to previously issued well certification reports prepared for the Site (Anchor QEA, 2017; Geosyntec, 2019, 2020a, 2020b, 2021a, and 2021b), and meets the requirements promulgated in the United States Environmental Protection Agency (USEPA) coal combustion residual (CCR) rule [40 Code of Federal Regulations (CFR) Part 257, Subpart D], specifically 40 CFR §257.91(e)(1) and Georgia Environmental Protection Division (GA EPD) Rules for Solid Waste Management 391-3-4-.10.

Plant Bowen is a four-unit, coal-fired, electric-generating facility located nine miles southwest of Cartersville in Bartow County, Georgia. The current groundwater monitoring system at AP-1 includes a network of compliance monitoring wells, delineation wells, and piezometers. The locations of these wells and piezometers are shown on **Figure 1**.

2. DRILLING AND WELL INSTALLATION

Well installation and development activities were performed according to accepted industry standards and following guidelines within the *Manual for Groundwater Monitoring* (GA EPD, 1991). Well drilling, installation, and surface completion activities were performed by Cascade Drilling, Inc of Midland, North Carolina under contract with, and the supervision of, Southern Company Services (SCS) Civil Field Services (CFS) personnel. In accordance with the Georgia Water Well Standards Act, the driller was required to have an insurance bond on file with the State of Georgia at the time of drilling. A copy of this bond is provided in **Appendix A**. CFS personnel oversaw the drilling and installation efforts. Resolute Environmental & Water Resources Consulting was responsible for developing the newly installed wells. A professional geologist employed with Geosyntec Consultants (Geosyntec) and registered to practice in the State of Georgia documented the drilling and installation efforts to record observations, soil and rock descriptions, subsurface stratigraphy, water elevations, and other field activities.

PZ-7 and PZ-8 were installed and completed in March 2022. The locations of these two wells are shown on **Figure 1**. Well construction details are provided in **Table 1**; boring and well construction logs are included in **Appendix B**.

2.1 Drilling Method

The boreholes were advanced using rotosonic drilling techniques with continuous core collection. Care was taken so that the drilling methods minimized the disturbance of subsurface materials and did not allow contamination of the groundwater. Drilling equipment was pressure washed between each well.

2.2 Screened Interval

Details regarding the well screen intervals are provided in **Table 1**. Wells are screened in the uppermost water bearing unit with PZ-7 screened from approximately 636.54 to 626.54 feet (ft) [referenced to the North American Vertical Data of 1988 (NAVD88)] and PZ-8 screened from approximately 641.74 to 631.74 ft. All wells are constructed with 10 feet of well screen.

2.3 Well Casings and Screens

The wells are constructed of 2-inch inner diameter Schedule 40 polyvinyl chloride (PVC) casing with flush-threaded fittings. Each well was installed with a 10-foot nominal length

pre-packed dual-wall well screen with 0.010-inch slots. The casings and screens arrived pre-cleaned and packaged by the manufacturer. The pre-packed well screen was constructed onsite by packing sand between slotted PVC and the well screen. Well construction materials are sufficiently durable to resist chemical and physical degradation and not interfere with the quality of groundwater samples. Casing and screens are flush-threaded. Solvent or glue was not used to construct the wells. A 4-inch long threaded bottom cap was attached to the bottom of the screen. The PVC products used were American Society for Testing and Materials (ASTM) and National Sanitation Foundation (NSF) rated. Well screen interval details are provided in **Table 1**.

2.4 Well Intake Design

Wells were designed and constructed to: (1) allow sufficient groundwater flow to the well for sampling; (2) minimize the passage of formation materials (turbidity) into the wells; and (3) ensure sufficient structural integrity to prevent collapse of the well. The annular space between the face of the formation and the screen was filled to minimize passage of formation materials into the wells. A filter pack of clean, well-rounded, quartz sand was installed in each well. The 0.01-inch slot size was selected to minimize the inflow of formation material without impairing influent groundwater flow.

2.5 Filter Pack

Highly Pure Quartzite of Southern Products & Silica Co. silica sand filter pack was used as the appropriate gradation for all wells. Highly Pure Quartzite meets the ASTM D5092 uniformity coefficient specification of 2.5 or less, with a uniformity coefficient of 1.6.

Filter pack material was placed within the pre-packed dual-wall well screens and in the annular space between the outside of the pre-pack screen and borehole wall to ensure an adequate thickness of filter pack material between the well and the formation. Filter pack material placed in the annular space outside of the well screen extended approximately 2 to 3 feet above the top of screen. No bridging occurred during filter pack placement.

Upon placement of the filter pack, each well was pumped with a submersible pump to assure settlement of the filter pack. The top of filter pack depth was measured following pumping to ensure appropriate extension of filter sand above the screen. The depth of top of filter pack was measured and recorded on the well construction logs provided in **Appendix B**.

2.6 Annular Seal

A minimum of two feet of bentonite pellets (PelPlug non-coated 3/8-inch bentonite pellets) were placed immediately above the filter pack by gravity-pouring into the annular space and hydrated per manufacture's specifications. A tremie pipe was used to probe the annular space to ensure that no bridging occurred. The bentonite was hydrated with groundwater for a duration meeting or exceeding the manufacture's specifications prior to grouting the remaining annulus.

The annulus above the bentonite seal was grouted with AQUAGUARD bentonite grout placed via tremie pipe from the top of the bentonite seal. During grouting, care was taken to assure that the bentonite seal was not disturbed by locating the base of the tremie pipe approximately 2 feet above the bentonite seal and injecting grout at low pressure/velocity. A cement apron 4-feet by 4-feet by 4-inches was poured around each well. The pad is mounded slightly outward to direct surface drainage away from the well.

2.7 Cap and Protective Casing

The well risers were fitted with a locking cap and a lockable cover. A one-quarter inch vent hole was drilled into the PVC riser pipe to provide an avenue for the escape of gas. The protective cap guards the casing from damage and the locking cap serves as a security device to prevent well tampering. Bollards were installed around the four corners of the concrete pad to protect the well.

A weep hole was drilled in the outer protective casing near the bottom above the concrete pad. Pea gravel was placed inside the protective casing between the riser pipe and the outer casing. Wells are clearly marked with the proper well identification number on the stand-up casing.

3. WELL DEVELOPMENT

The wells were developed in March 2022 using a combination of surging and pumping to (1) restore the natural hydraulic conductivity of the formation, and (2) to remove fine-grained sediment to ensure low-turbidity groundwater samples. Wells were alternately surged and purged until visually clear of particulates. Turbidity, pH, temperature, conductivity, oxidation-reduction potential (ORP), and dissolved oxygen (DO) measurements were recorded to ensure that each well was fully developed and field parameters were stabilized following low-flow sampling procedures in accordance with the approved Groundwater Monitoring Plan for Plant Bowen Ash Pond 1 (AP-1) Closure (Geosyntec, 2021). The well development forms are included in **Appendix C**.

All equipment and tubing placed in the well was decontaminated or disposed of between wells.

4. SURVEY

Upon completion of the well installation, the horizontal locations and vertical elevations were surveyed by a Georgia-licensed surveyor April 7, 2022. The top of the PVC well casing [top of casing (TOC) elevation] and the survey pin installed at each well pad were surveyed to within 0.5-foot horizontal accuracy and to 0.01-foot vertical accuracy. The horizontal location (i.e., northings and eastings) was recorded in feet relative to the North America Datum of 1983 (NAD) with the vertical elevation recorded in feet relative to the North American Vertical Datum of 1988. Certified survey data are provided in the well construction table (**Table 1**). A copy of the certified well survey data for PZ-7 and PZ-8 is provided in **Appendix D**.

5. REFERENCES

Anchor QEA. 2017. *Ash Pond Monitoring Well Certification Report*, October 2017.

Georgia Environmental Protection Division (GA EPD), Georgia Department of Natural Resources, 1991. *Manual for Groundwater Monitoring*. September 1991.

Geosyntec Consultants. 2019. *Ash Pond Monitoring Well Certification Report - Addendum*, June 2019.

Geosyntec Consultants. 2020a. *Ash Pond Monitoring Well Certification Report – Addendum No. 2*, January 2020.

Geosyntec Consultants. 2020b. *Ash Pond Monitoring Well Certification Report – Addendum No. 3*, July 2020.

Geosyntec Consultants, 2021. Groundwater Monitoring Plan, Plant Bowen Ash Pond 1 (AP-1) Closure, Bartow County, Georgia, for Georgia Power. July 2021.Geosyntec Consultants. 2021a. *Ash Pond Monitoring Well Certification Report – Addendum No. 4*, March 2021.

Geosyntec Consultants. 2021b. *Ash Pond Monitoring Well Certification Report* – Addendum No. 5, May 2021.

United States Environmental Protection Agency. 2015a. Federal Register. Volume 80. No. 74. Friday April 17, 2015. Part II. Environmental Protection Agency. 40 CFR Parts 257 and 261. Hazardous and Solid Waste Management System; Disposal of Coal Combustion Residuals from Electric Utilities; Final Rule. [EPA-HQ-RCRA–2009–0640; FRL–9919–44–OSWER]. RIN–2050–AE81, April 2015

TABLE

Table 1
Summary of Well Construction Details
Plant Bowen AP-1, Bartow County, Georgia

Well ID	Purpose	Installation Date	Northing (1)	Easting (1)	Ground Surface Elevation (ft NAVD88) (2)	Top of Casing Elevation (ft NAVD88)	Top of Screen Elevation (ft NAVD88)	Bottom of Screen Elevation (ft NAVD88)	Well Depth (ft BTOC) (3)
PZ-7	Piezometer	3/9/22	1504679.33	2064125.75	672.43	675.51	636.54	626.54	49.30
PZ-8	Piezometer	3/9/22	1504818.66	2064241.49	677.75	680.72	641.74	631.74	49.31

Notes:
N/A = Not Applicable.
ft BTOC = feet below top of casing.
(1) Coordinates in North American Datum (NAD) 1983, State Plane, Georgia-West, feet. Survey completed by GEL Solutions and certified on April 11, 2022.
(2) Vertical elevations are referenced to the North American Vertical Datum (NAVD) of 1988. Ground surface elevation defined at the survey nail installed within the well pad.
(3) Total well depth accounts for 4-inch sump.

FIGURE

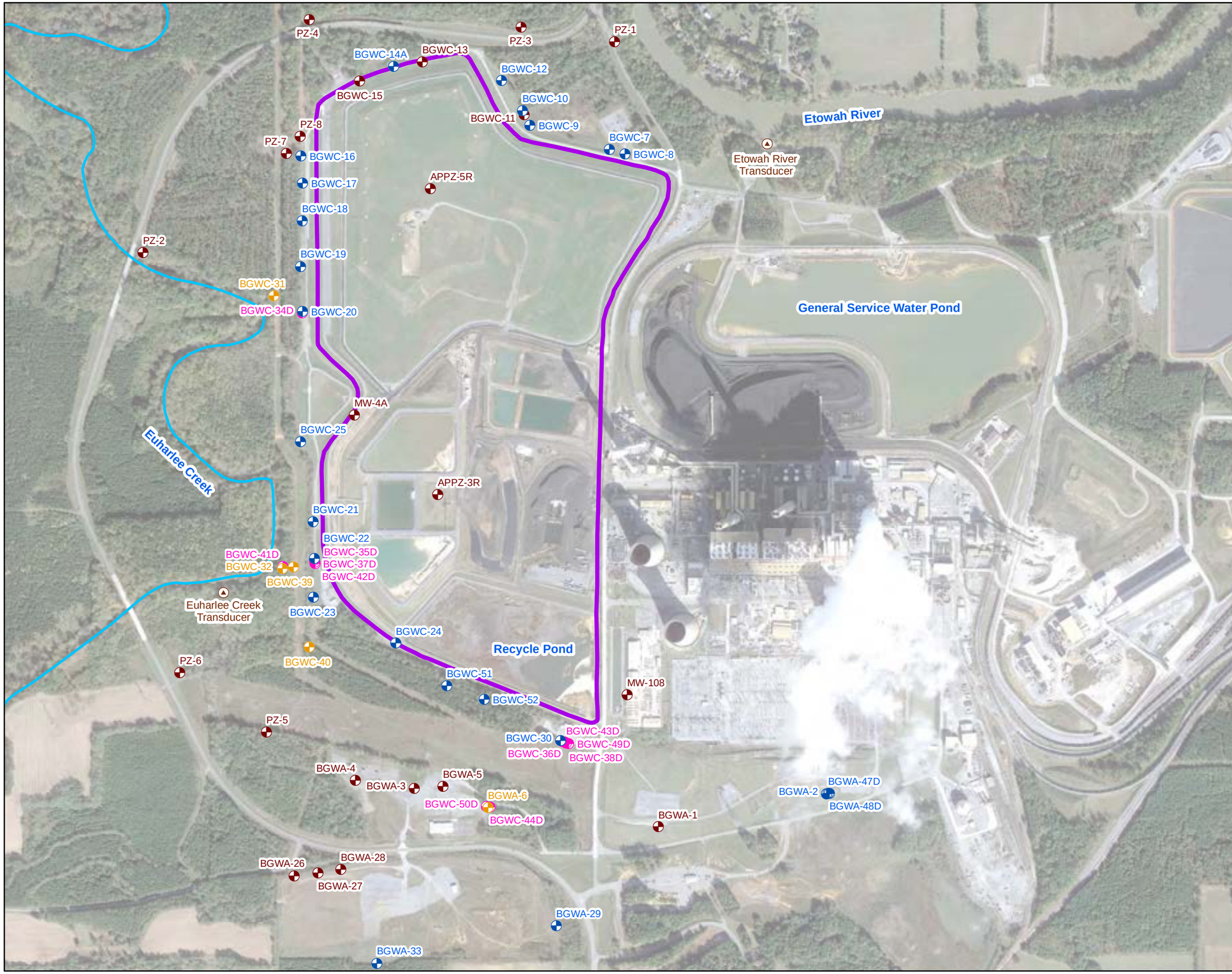

N

LEGEND

- Compliance Monitoring Well
- Horizontal Delineation Monitoring Well
- Vertical Delineation Monitoring Well
- Piezometer
- Surface Water Transducer
- Approximate AP-1 Boundary
- Euharlee Creek

Notes:
1. All wells and piezometers presented are screeened within the weathered fractured bedrock.
2. Aerial photograph source: Google Earth Pro, November 2019.

0 400 800 1,600 Feet

GROUNDWATER MONITORING NETWORK MAP

GEORGIA POWER COMPANY
PLANT BOWEN AP-1
BARTOW COUNTY, GEORGIA

Prepared For: Georgia Power

Prepared By: Geosyntec consultants

KENNESAW, GA | JUNE 2022

FIGURE 1

APPENDIX A

Well Driller Performance Bonds

Power of Attorney

KNOW ALL MEN BY THESE PRESENTS, that ATLANTIC SPECIALTY INSURANCE COMPANY, a New York corporation with its principal office in Plymouth, Minnesota, does hereby constitute and appoint: **Deanna M. French, Susan B. Larson, Elizabeth R. Hahn, Jana M. Roy, Scott McGilvray, Mindee L. Rankin, Ronald J. Lange, John R. Claeys, Roger Kaltenbach, Guy Armfield, Scott Fisher, Andrew P. Larsen, Nicholas Fredrickson, William M. Smith, Derek Sabo, Charla M. Boadle**, each individually if there be more than one named, its true and lawful Attorney-in-Fact, to make, execute, seal and deliver, for and on its behalf as surety, any and all bonds, recognizances, contracts of indemnity, and all other writings obligatory in the nature thereof; provided that no bond or undertaking executed under this authority shall exceed in amount the sum of: **unlimited** and the execution of such bonds, recognizances, contracts of indemnity, and all other writings obligatory in the nature thereof in pursuance of these presents, shall be as binding upon said Company as if they had been fully signed by an authorized officer of the Company and sealed with the Company seal. This Power of Attorney is made and executed by authority of the following resolutions adopted by the Board of Directors of ATLANTIC SPECIALTY INSURANCE COMPANY on the twenty-fifth day of September, 2012:

Resolved: That the President, any Senior Vice President or Vice-President (each an "Authorized Officer") may execute for and in behalf of the Company any and all bonds, recognizances, contracts of indemnity, and all other writings obligatory in the nature thereof, and affix the seal of the Company thereto; and that the Authorized Officer may appoint and authorize an Attorney-in-Fact to execute on behalf of the Company any and all such instruments and to affix the Company seal thereto; and that the Authorized Officer may at any time remove any such Attorney-in-Fact and revoke all power and authority given to any such Attorney-in-Fact.

Resolved: That the Attorney-in-Fact may be given full power and authority to execute for and in the name and on behalf of the Company any and all bonds, recognizances, contracts of indemnity, and all other writings obligatory in the nature thereof, and any such instrument executed by any such Attorney-in-Fact shall be as binding upon the Company as if signed and sealed by an Authorized Officer and, further, the Attorney-in-Fact is hereby authorized to verify any affidavit required to be attached to bonds, recognizances, contracts of indemnity, and all other writings obligatory in the nature thereof.

This power of attorney is signed and sealed by facsimile under the authority of the following Resolution adopted by the Board of Directors of ATLANTIC SPECIALTY INSURANCE COMPANY on the twenty-fifth day of September, 2012:

Resolved: That the signature of an Authorized Officer, the signature of the Secretary or the Assistant Secretary, and the Company seal may be affixed by facsimile to any power of attorney or to any certificate relating thereto appointing an Attorney-in-Fact for purposes only of executing and sealing any bond, undertaking, recognizance or other written obligation in the nature thereof, and any such signature and seal where so used, being hereby adopted by the Company as the original signature of such officer and the original seal of the Company, to be valid and binding upon the Company with the same force and effect as though manually affixed.

IN WITNESS WHEREOF, ATLANTIC SPECIALTY INSURANCE COMPANY has caused these presents to be signed by an Authorized Officer and the seal of the Company to be affixed this twenty-seventh day of April, 2020.

ATLANTIC SPECIALTY INSURANCE COMPANY CORPORATE SEAL 1986 NEW YORK

By _____
Paul J. Brehm, Senior Vice President

STATE OF MINNESOTA
HENNEPIN COUNTY

On this twenty-seventh day of April, 2020, before me personally came Paul J. Brehm, Senior Vice President of ATLANTIC SPECIALTY INSURANCE COMPANY, to me personally known to be the individual and officer described in and who executed the preceding instrument, and he acknowledged the execution of the same, and being by me duly sworn, that he is the said officer of the Company aforesaid, and that the seal affixed to the preceding instrument is the seal of said Company and that the said seal and the signature as such officer was duly affixed and subscribed to the said instrument by the authority and at the direction of the Company.

ALISON DWAN NASH-TROUT
NOTARY PUBLIC - MINNESOTA
My Commission Expires
January 31, 2025

_____
Notary Public

I, the undersigned, Secretary of ATLANTIC SPECIALTY INSURANCE COMPANY, a New York Corporation, do hereby certify that the foregoing power of attorney is in full force and has not been revoked, and the resolutions set forth above are now in force.

Signed and sealed. Dated 12 day of April, 2021.

ATLANTIC SPECIALTY INSURANCE COMPANY CORPORATE SEAL 1986 NEW YORK

This Power of Attorney expires
January 31, 2025

_____
Kara Barrow, Secretary

Please direct bond verifications to surety@intactinsurance.com

CONTINUATION
CERTIFICATE

Atlantic Specialty Insurance Company , Surety upon

a certain Bond No. 800033976

dated effective 09/27/2017
(MONTH-DAY-YEAR)

on behalf of Ricky Davis / Cascade Drilling, L.P.
(PRINCIPAL)

and in favor of Department of Natural Resources, State of Georgia
(OBLIGEE)

does hereby continue said bond in force for the further period

beginning on 06/30/2021
(MONTH-DAY-YEAR)

and ending on 06/30/2023
(MONTH-DAY-YEAR)

Amount of bond Thirty Thousand and 00/100 Dollars ($30,000.00)

Description of bond Performance Bond for Water Well Contractors

PROVIDED: That this continuation certificate does not create a new obligation and is executed upon the express condition and provision that the Surety's liability under said bond and this and all Continuation Certificates issued in connection therewith shall not be cumulative and that the said Surety's aggregate liability under said bond and this and all such Continuation Certificates on account of all defaults committed during the period (regardless of the number of years) said bond had been and shall be in force, shall not in any event exceed the amount of said bond as hereinbefore set forth.

Signed and dated on April 12th , 2021
(MONTH-DAY-YEAR)

Atlantic Specialty Insurance Company

By Andrew P. Larsen
Attorney-in-Fact Andrew P. Larsen

Parker, Smith & Feek, Inc.
Agent

2233 112th Ave NE Bellevue, WA 98004
Address of Agent

425-709-3600
Telephone Number of Agent

S-0157/GE 8/08

XDP

APPENDIX B

Boring and Well Construction Logs

Geosyntec consultants

Geosyntec Consultants
1255 Roberts Boulevard
Kennesaw, GA 30144

PZ-7

CLIENT Southern Company Services
PROJECT NAME Plant Bowen Well Installation
PROJECT NUMBER GW6581C
PROJECT LOCATION Euharlee, GA
DATE STARTED 3/9/2022 **COMPLETED** 3/9/2022
NORTHING 1504679.33 ft **EASTING** 2064125.75 ft
DRILLER Cascade Drilling
GROUND ELEVATION 672.43 ft **BORING DIAMETER** 6 in
DRILLING METHOD Sonic
TOP OF CASING ELEVATION 675.51 ft
SAMPLING METHOD 4 in core 6 in override
GEOPHYSICAL CONTRACTOR ---
RIG TYPE TSI 150CC
LOGGED BY N.Tilahun **CHECKED BY** J. Ivanowski

DEPTH (ft)	ELEVATION (ft)	REMARKS	GRAPHIC LOG	MATERIAL DESCRIPTION	CONSTRUCTION DIAGRAM
0		0 to 10 ft: Hand Auger		Hand Auger Excavation (0-10 ft) NO SAMPLE	
	670				
5					Bentonite grout
	665				
		From 10 ft: Sonic drilling. Depth to water approximately 12 ft (measured post installation).		662.43 NO RECOVERY (10-19 ft)	
10					
	660				
15					Schedule 40 2" PVC
	655			653.43 VOID, Mud/Clay-filled; soft zone between 19 and 23 ft	
20					
	650			649.43 SANDY CLAY, Yellowish brown, low plasticity, with rock fragments at the bottom, wet.	
25				645.43 PARTIALLY WEATHERED ROCK (PWR), Recovered as SANDY CLAY with increased dolomite rock fragments, hard drilling.	
	645				
30				From 30 ft: Yellowish brown and light gray clay, low plasticity, dolomite rock fragments, wet. 640.43	
	640			DOLOMITE, Gray, hard, calcite filling, weathered, stained fracture surface, platy rock fragments. 34 to 40 ft: Soft drilling, with gravelly clay.	Bentonite uncoated 3/8" chips Top screen elevation: 636.54 ft
35					
	635				20/40 Silica Sand
40					0.010 slot size 2" Pre Pack, U-Pack Screen
	630				
45				626.23	0.3 ft sump

Bottom of borehole at 46.2 feet.

SCS MONITORING WELLS PZ-7 AND PZ-8_MARCH 2022.GPJ ACP GINT LIBRARY CH.GLB 4/18/22

Geosyntec consultants

Geosyntec Consultants
1255 Roberts Boulevard
Kennesaw, GA 30144

PZ-8

CLIENT Southern Company Services
PROJECT NAME Plant Bowen Well Installation
PROJECT NUMBER GW6581C
PROJECT LOCATION Euharlee, GA
DATE STARTED 3/10/2022 **COMPLETED** 2/10/2022
NORTHING 1504818.66 ft **EASTING** 2064241.49 ft
DRILLER Cascade Drilling
GROUND ELEVATION 677.75 ft **BORING DIAMETER** 6 in
DRILLING METHOD Sonic
TOP OF CASING ELEVATION 680.72 ft
SAMPLING METHOD 4 in core 6 in override
GEOPHYSICAL CONTRACTOR ---
RIG TYPE TSI 150CC
LOGGED BY N.Tilahun **CHECKED BY** J. Ivanowski

DEPTH (ft)	ELEVATION (ft)	REMARKS	GRAPHIC LOG	MATERIAL DESCRIPTION	CONSTRUCTION DIAGRAM
0		0 to 10 ft: Hand Auger		Hand Auger Excavation (0-10 ft) NO SAMPLE	
5	675, 670				Bentonite grout
10	665	From 10 ft: Sonic drilling.		667.75 CLAY, Yellowish brown, medium to high plasticity, soft to stiff, laminated, trace fine to medium grained sand, few mottles, few silt, moist.	
15	660				Schedule 40 2" PVC
20	655			19 ft: Wet. 20 ft: Some black mottles, trace gravel, firm to stiff.	
25	650			651.25 PARTIALLY WEATHERED ROCK (PWR), Gray, pulverized due to sonic drilling and angular rock fragments, weathered, dry.	
30	645			645.75 DOLOMITE, Gray, hard, weathered, some calcite fillings, mostly platy rock fragments, stained fracture surfaces, wet.	Bentonite uncoated 3/8" chips Top screen elevation: 641.74 ft
35	640				20/40 Silica Sand
40	635			637.75 NO RECOVERY (40-47 ft) 41 to 43 ft: VOID, open, rods dropped without resistance.	0.010 slot size 2" Pre Pack, U-Pack Screen
45				630.75	0.3 ft sump

Bottom of borehole at 47.0 feet.

APPENDIX C

Well Development Forms

Low-Flow Test Report:

Test Date / Time: 3/23/2022 9:48:06 AM
Project: Plant Bowen AP Development March 2022
Operator Name: William Laaker

Location Name: PZ-7 **Well Diameter: 2 in** **Casing Type: PVC** **Screen Length: 10 ft** **Top of Screen: 39.28 ft** **Total Depth: 49.28 ft** **Initial Depth to Water: 15.64 ft**	**Pump Type: GeoTech Reclaimer** **Tubing Type: LDPE** **Pump Intake From TOC: 44.28 ft** **Estimated Total Volume Pumped: 40000 ml** **Flow Cell Volume: 90 ml** **Final Flow Rate: 1000 ml/min** **Final Draw Down: 0.11 ft**	**Instrument Used: Aqua TROLL 400** **Serial Number: 789301**

Test Notes:
Pre-purged: 1950L. TD after development: 49.30ft.

Low-Flow Readings:

Date Time	Elapsed Time	pH	Temperature	Specific Conductivity	RDO Concentration	Turbidity	ORP	Depth to Water	Salinity	Flow
		+/- 0.1	+/- 1000 %	+/- 5 %	+/- 10 %	+/- 5	+/- 1000 %	+/- 0.3	+/- 1000 %	
3/23/2022 9:48 AM	00:00	6.78 pH	17.46 °C	711.35 µS/cm	1.09 mg/L	15.20 NTU	52.4 mV	15.86 ft	0.35 PSU	1,000.00 ml/min
3/23/2022 9:52 AM	04:00	6.77 pH	17.54 °C	716.59 µS/cm	1.11 mg/L	13.50 NTU	47.4 mV	15.85 ft	0.35 PSU	1,000.00 ml/min
3/23/2022 9:56 AM	08:00	6.78 pH	17.54 °C	721.03 µS/cm	1.13 mg/L	11.20 NTU	45.4 mV	15.84 ft	0.36 PSU	1,000.00 ml/min
3/23/2022 10:00 AM	12:00	6.78 pH	17.59 °C	719.75 µS/cm	1.18 mg/L	10.49 NTU	43.9 mV	15.84 ft	0.35 PSU	1,000.00 ml/min
3/23/2022 10:04 AM	16:00	6.78 pH	17.58 °C	722.03 µS/cm	1.09 mg/L	9.76 NTU	42.9 mV	15.80 ft	0.36 PSU	1,000.00 ml/min
3/23/2022 10:08 AM	20:00	6.79 pH	17.69 °C	722.03 µS/cm	1.09 mg/L	8.73 NTU	42.2 mV	15.80 ft	0.36 PSU	1,000.00 ml/min
3/23/2022 10:12 AM	24:00	6.79 pH	17.64 °C	719.80 µS/cm	1.08 mg/L	7.99 NTU	41.5 mV	15.78 ft	0.35 PSU	1,000.00 ml/min
3/23/2022 10:16 AM	28:00	6.79 pH	17.72 °C	725.61 µS/cm	1.06 mg/L	6.25 NTU	40.8 mV	15.78 ft	0.36 PSU	1,000.00 ml/min
3/23/2022 10:20 AM	32:00	6.79 pH	17.76 °C	731.76 µS/cm	1.04 mg/L	5.73 NTU	40.4 mV	15.78 ft	0.36 PSU	1,000.00 ml/min
3/23/2022 10:24 AM	36:00	6.80 pH	17.78 °C	727.08 µS/cm	1.03 mg/L	5.06 NTU	40.1 mV	15.75 ft	0.36 PSU	1,000.00 ml/min
3/23/2022 10:28 AM	40:00	6.80 pH	17.83 °C	728.24 µS/cm	1.05 mg/L	4.92 NTU	39.6 mV	15.75 ft	0.36 PSU	1,000.00 ml/min

Samples

Sample ID:	Description:

Low-Flow Test Report:

Test Date / Time: 3/21/2022 12:30:10 PM
Project: Plant Bowen AP March 2022
Operator Name: Meredith Duncan

Location Name: PZ-8 **Well Diameter: 2 in** **Casing Type: PVC** **Screen Length: 10 ft** **Top of Screen: 36.15 ft** **Total Depth: 46.15 ft** **Initial Depth to Water: 22.06 ft**	**Pump Type: GeoTech Reclaimer** **Tubing Type: LDPE** **Pump Intake From TOC: 41.15 ft** **Estimated Total Volume Pumped: 208000 ml** **Flow Cell Volume: 90 ml** **Final Flow Rate: 2000 ml/min** **Final Draw Down: 0.03 ft**	**Instrument Used: Aqua TROLL 400** **Serial Number: 893479**

Test Notes:
Prepurged 198 L. TD after development: 49.31ft.

Low-Flow Readings:

Date Time	Elapsed Time	pH	Temperature	Specific Conductivity	RDO Concentration	Turbidity	ORP	Depth to Water	Salinity	Flow
		+/- 0.1	+/- 1000 %	+/- 5 %	+/- 10 %	+/- 5	+/- 1000 %	+/- 0.3	+/- 1000 %	
3/21/2022 12:30 PM	00:00	6.96 pH	18.67 °C	799.59 µS/cm	1.82 mg/L	23.50 NTU	119.1 mV	22.06 ft	0.40 PSU	2,000.0 ml/min
3/21/2022 12:34 PM	04:00	6.97 pH	18.58 °C	793.24 µS/cm	1.80 mg/L	23.20 NTU	118.2 mV	22.10 ft	0.39 PSU	2,000.0 ml/min
3/21/2022 12:38 PM	08:00	6.96 pH	18.58 °C	792.99 µS/cm	1.90 mg/L	21.50 NTU	112.7 mV	22.05 ft	0.39 PSU	2,000.0 ml/min
3/21/2022 12:42 PM	12:00	6.95 pH	18.58 °C	790.73 µS/cm	1.79 mg/L	23.30 NTU	111.0 mV	22.04 ft	0.39 PSU	2,000.0 ml/min
3/21/2022 12:46 PM	16:00	6.95 pH	18.56 °C	788.63 µS/cm	1.95 mg/L	22.40 NTU	109.8 mV	22.05 ft	0.39 PSU	2,000.0 ml/min
3/21/2022 12:50 PM	20:00	6.94 pH	18.58 °C	786.39 µS/cm	1.88 mg/L	21.20 NTU	109.7 mV	22.05 ft	0.39 PSU	2,000.0 ml/min
3/21/2022 12:54 PM	24:00	6.94 pH	18.60 °C	785.51 µS/cm	2.02 mg/L	17.80 NTU	109.6 mV	22.02 ft	0.39 PSU	2,000.0 ml/min
3/21/2022 12:58 PM	28:00	6.93 pH	18.60 °C	787.66 µS/cm	2.03 mg/L	14.50 NTU	110.3 mV	22.03 ft	0.39 PSU	2,000.0 ml/min
3/21/2022 1:02 PM	32:00	6.92 pH	18.62 °C	780.15 µS/cm	1.93 mg/L	18.90 NTU	110.4 mV	22.05 ft	0.39 PSU	2,000.0 ml/min
3/21/2022 1:06 PM	36:00	6.92 pH	18.59 °C	778.46 µS/cm	2.17 mg/L	17.60 NTU	110.8 mV	22.06 ft	0.38 PSU	2,000.0 ml/min
3/21/2022 1:10 PM	40:00	6.91 pH	18.58 °C	776.79 µS/cm	1.96 mg/L	13.10 NTU	111.9 mV	22.02 ft	0.38 PSU	2,000.0 ml/min
3/21/2022 1:14 PM	44:00	6.91 pH	18.56 °C	778.02 µS/cm	2.06 mg/L	13.80 NTU	111.8 mV	22.08 ft	0.38 PSU	2,000.0 ml/min
3/21/2022 1:18 PM	48:00	6.90 pH	18.56 °C	775.21 µS/cm	2.05 mg/L	17.80 NTU	112.4 mV	22.09 ft	0.38 PSU	2,000.0 ml/min
3/21/2022 1:22 PM	52:00	6.89 pH	18.54 °C	771.66 µS/cm	2.03 mg/L	13.10 NTU	112.7 mV	22.06 ft	0.38 PSU	2,000.0 ml/min
3/21/2022 1:26 PM	56:00	6.89 pH	18.55 °C	771.16 µS/cm	2.25 mg/L	14.60 NTU	113.1 mV	22.04 ft	0.38 PSU	2,000.0 ml/min

3/21/2022 1:30 PM	01:00:00	6.88 pH	18.54 °C	771.37 µS/cm	2.02 mg/L	11.10 NTU	113.7 mV	22.07 ft	0.38 PSU	2,000.0 ml/min
3/21/2022 1:34 PM	01:04:00	6.89 pH	18.53 °C	770.23 µS/cm	2.30 mg/L	13.70 NTU	114.0 mV	22.05 ft	0.38 PSU	2,000.0 ml/min
3/21/2022 1:38 PM	01:08:00	6.88 pH	18.53 °C	767.54 µS/cm	2.08 mg/L	11.10 NTU	114.8 mV	22.05 ft	0.38 PSU	2,000.0 ml/min
3/21/2022 1:42 PM	01:12:00	6.88 pH	18.55 °C	767.27 µS/cm	2.13 mg/L	8.17 NTU	115.2 mV	22.06 ft	0.38 PSU	2,000.0 ml/min
3/21/2022 1:46 PM	01:16:00	6.88 pH	18.56 °C	768.05 µS/cm	2.34 mg/L	11.89 NTU	115.9 mV	22.08 ft	0.38 PSU	2,000.0 ml/min
3/21/2022 1:50 PM	01:20:00	6.88 pH	18.58 °C	763.86 µS/cm	2.09 mg/L	9.23 NTU	116.4 mV	22.07 ft	0.38 PSU	2,000.0 ml/min
3/21/2022 1:54 PM	01:24:00	6.89 pH	18.53 °C	765.11 µS/cm	2.34 mg/L	10.74 NTU	116.6 mV	22.06 ft	0.38 PSU	2,000.0 ml/min
3/21/2022 1:58 PM	01:28:00	6.88 pH	18.58 °C	764.81 µS/cm	2.10 mg/L	6.94 NTU	117.7 mV	22.05 ft	0.38 PSU	2,000.0 ml/min
3/21/2022 2:02 PM	01:32:00	6.88 pH	18.58 °C	764.54 µS/cm	2.25 mg/L	11.20 NTU	118.0 mV	22.03 ft	0.38 PSU	2,000.0 ml/min
3/21/2022 2:06 PM	01:36:00	6.88 pH	18.57 °C	766.73 µS/cm	2.37 mg/L	8.10 NTU	118.5 mV	22.03 ft	0.38 PSU	2,000.0 ml/min
3/21/2022 2:10 PM	01:40:00	6.87 pH	18.59 °C	759.41 µS/cm	2.10 mg/L	6.22 NTU	118.8 mV	22.06 ft	0.37 PSU	2,000.0 ml/min
3/21/2022 2:14 PM	01:44:00	6.89 pH	18.57 °C	759.62 µS/cm	2.48 mg/L	9.12 NTU	119.2 mV	22.09 ft	0.37 PSU	2,000.0 ml/min

Samples

Sample ID:	Description:

Resolute
Environmental & Water Resources Consulting

EQUIPMENT CALIBRATION LOG

Field Technician: Meredith Duncan	Date: 3/21/22	Time (Calibration): 0834	Time (Mid-day Check): 1430
AquaTroll SN: 893479	Turbidity Meter Type: lamotte	SN: 7042-3818	
Project:	Weather Conditions:		

Calibration Log

	Standard Lot # / Date of Expiration	Temp of Standard (°C)	Value of Standard	Instrument Reading at Calibration	Comments
DO (%) (1pt, 100% water saturated air cal)				94.50	
Specific Conductance (µS/cm)	21470032 04/23	15.54	4490	4459.57	
pH (4)	21470032 04/24	15.54	4	4.06	
pH (7)	21380102 04/23	16.14	7	7.12	
pH (10)	20080056 04/23	16.63	10	10.08	
ORP (mV)	21140143 04/23	16.48	228	234.0	

		Value of Standard	Instrument Reading	Acceptable Range	Pass?		Comments
Turbidity 0 NTU		0	0.01	+/-0.5 NTU	Yes	No	
Turbidity 1 NTU		1	1.09	+/- 0.5 NTU	Yes	No	
Turbidity 10 NTU		10	9.47	+/- 0.5 NTU	Yes	No	

		Temp of Standard (°C)	Value of Standard	Post Calibration Reading	Acceptable Range	Pass?		Comments
Mid-Day pH (4) check		21.67	4	4.10	+/- 0.1 SU	Yes	No	
Mid-Day pH (7) check		21.40	7	6.98	+/- 0.1 SU	Yes	No	
Mid-Day pH (10) check		21.19	10	10.03	+/- 0.1 SU	Yes	No	

Calibration Report

Instrument	Aqua TROLL 400
Serial Number	893479
Created	3/21/2022

Sensor	**RDO**
Serial Number	892164
Last Calibrated	3/21/2022

Calibration Details

Slope	0.919984
Offset	0.00 mg/L

Calibration point 100%

Concentration	10.57 mg/L
Temperature	15.45 °C
Barometric Pressure	1,002.7 mbar

Sensor	**Conductivity**
Serial Number	893479
Last Calibrated	3/21/2022

Calibration Details

Cell Constant	0.998
Reference Temperature	25.00 °C
TDS Conversion Factor (ppm)	0.65

Sensor	**Level**
Serial Number	893796
Last Calibrated	Factory Defaults

Sensor	**pH/ORP**
Serial Number	21688
Last Calibrated	3/21/2022

Calibration Details

Total Calibration Points	3

Calibration Point 1

pH of Buffer	4.00 pH
pH mV	146.7 mV
Temperature	15.54 °C

Calibration Point 2

pH of Buffer	7.02 pH
pH mV	-23.7 mV
Temperature	16.14 °C

Calibration Point 3

pH of Buffer	10.08 pH
pH mV	-187.1 mV
Temperature	16.63 °C

Slope and Offset 1

Slope	-56.43 mV/pH
Offset	-22.5 mV

Slope and Offset 2

Slope	-53.42 mV/pH
Offset	-22.6 mV

ORP

ORP Solution	ZoBell's
Offset	20.7 mV
Temperature	16.48 °C

Resolute
Environmental & Water Resources Consulting

EQUIPMENT CALIBRATION LOG

Field Technician: William Laaker	Date: 3/28/22	Time (Calibration): ~~8:57~~ 9:01	Time (Mid-day Check): 10:33
SonaTroll SN: 789301	Turbidity Meter Type: LaMotte 2020		SN: 9429-4417
Project: Bowen AP Development	Weather Conditions: ~~72°/36° sunny~~ 72°/44° 50 / rain		

Calibration Log

	Standard Lot # / Date of Expiration	Temp of Standard (°C)	Value of Standard	Instrument Reading at Calibration	Temp.	Reading	Comments
DO (%) (1pt, 100% water saturated air cal)				~~99.66~~		99.70	
Specific Conductance (µS/cm)	~~21070193 8/22~~ 21470032 4/23	~~15.35~~	4490	~~4502.8~~	18.79	4515.9	
pH (4)	~~21070193 8/22~~	~~15.21~~	4	~~4.08~~	18.91	4.00	
pH (7)	~~21010086 8/22~~ 21580152 4/23	~~16.14~~	7	~~7.14~~	19.10	7.04	
pH (10)	~~21080189 8/22~~ 20080556 4/23	~~16.48~~	10	~~10.17~~	19.29	10.07	
ORP (mV)	~~21140141 8/22~~ 21140143 4/23	~~16.28~~	228	~~216.6~~	19.32	228.7	

		Value of Standard	Instrument Reading	Acceptable Range	Pass?		Comments
Turbidity 0 NTU		0	0.05	+/- 0.5 NTU	Yes	No	
Turbidity 1 NTU		1	1.14	+/- 0.5 NTU	Yes	No	
Turbidity 10 NTU		10	10.14	+/- 0.5 NTU	Yes	No	

		Temp of Standard (°C)	Value of Standard	Post Calibration Reading	Acceptable Range	Pass?		Comments
Mid-Day pH (4) check		20.52	4	4.10	+/- 0.1 SU	Yes	No	
Mid-Day pH (7) check		20.49	7	7.16	+/- 0.1 SU	Yes	No	
Mid-Day pH (10) check		20.16	10	10.18	+/- 0.1 SU	Yes	No	

Calibration Report

Instrument	Aqua TROLL 400
Serial Number	789301
Created	3/23/2022

Sensor	**RDO**
Serial Number	878603
Last Calibrated	3/23/2022

Calibration Details

Slope	1.017349
Offset	0.00 mg/L

Calibration point 100%

Concentration	8.93 mg/L
Temperature	18.60 °C
Barometric Pressure	985.62 mbar

Sensor	**Conductivity**
Serial Number	789301
Last Calibrated	3/23/2022

Calibration Details

Cell Constant	0.994
Reference Temperature	25.00 °C
TDS Conversion Factor (ppm)	0.65

Sensor	**Level**
Serial Number	787061
Last Calibrated	Factory Defaults

Sensor	**pH/ORP**
Serial Number	21177
Last Calibrated	3/23/2022

Calibration Details

Total Calibration Points	3

Calibration Point 1

pH of Buffer	4.00 pH
pH mV	152.7 mV
Temperature	18.91 °C

Calibration Point 2

pH of Buffer	7.02 pH
pH mV	-19.1 mV
Temperature	19.10 °C

Calibration Point 3

pH of Buffer	10.04 pH
pH mV	-184.5 mV
Temperature	19.29 °C

Slope and Offset 1

Slope	-56.87 mV/pH
Offset	-17.9 mV

Slope and Offset 2

Slope	-54.77 mV/pH
Offset	-18.0 mV

ORP

ORP Solution	ORP Standard
Offset	11.6 mV
Temperature	19.32 °C

APPENDIX D

Certified Well Survey Data

Well ID	Casing Northing	Casing Easting	Top of Casing Elevation	Nail or Pad Northing	Nail or Pad Easting	Nail or Pad Elevation	Description
EUHARLEE CREEK	1501041.232	2063608.031	676.50	N/A	N/A	N/A	N/A
PZ7	1504679.327	2064125.75	675.51	1504679.363	2064124.588	672.43	NAIL
PZ8	1504818.662	2064241.494	680.72	1504818.35	2064242.811	677.75	NAIL
Benchmark	Northing	Easting	Elevation				
BM-B1	1504573.789	2067395.885	717.78				

SURVEY DATA CERTIFICATION FOR SOUTHERN COMPANY TO DETERMINE NORTHING, EASTING, AND VERTICAL ELEVATION OF THE NAIL IN THE CONCRETE PAD & THE PVC WELL CASING. DATE OF FIELD SURVEY & INSPECTION: 04/07/2022. FIELD SURVEY POSITIONAL TOLERANCE=0.5 FEET HORIZONTAL-NAD'83, 0.01 VERTICAL-NAVD '88. EQUIPMENT USED FOR HORIZONTAL LOCATION: TRIMBLE R10 RTK GPS & TRIMBLE S5 ROBOTIC TOTAL STATION. THE VERTICAL LOCATION OF EACH SURVEYED POINT WAS ESTABLISHED BASED UPON LEVEL RUNS WITH A DIGITAL LEVEL LOOP FROM VERTICAL CONTROL ESTABLISHED BY ON-SITE BENCHMARK BM-B1 SET BY GEL SOLUTIONS USING A TRIMBLE DINI LEVEL

4/11/2022

GEORGIA REGISTERED No. LS003464 PROFESSIONAL LAND SURVEYOR JOHN DEREK BRADNER

COA - LS003119
Exp. 06/30/2022

APPENDIX B

Well Maintenance and Repair Documentation Memoranda

February 2022

MEMORANDUM

Date: June 21, 2022

To: Kristen Jurinko, P.G., Southern Company Services, Inc.

CC: Ben Hodges, P.G., Georgia Power Company

From: Resolute Environmental

Subject: Plant Bowen Ash Pond 1 (AP-1) - Well Maintenance and Repair Documentation, Georgia Power Company

---

Resolute Environmental has prepared this memorandum to provide documentation of groundwater monitoring well maintenance and/or repair performed at Plant Bowen AP-1 during the 2022 semiannual reporting period. All repairs and maintenance were completed in accordance with the Georgia Environmental Protection Division (GAEPD) guidance on routine visual inspections of groundwater monitoring wells. Documentation of the well inspections are provided as an attachment to this memorandum.

Georgia Power Site/Unit	Date Performed	Well ID	Maintenance/ Repair Performed
Plant Bowen Ash Pond	3/21/2022	PZ-08	Developed Well
Plant Bowen Ash Pond	3/21/2022	PZ-07	Developed Well

ATTACHMENT

Well Inspection Forms

Groundwater Monitoring Well Integrity Form

Site Name: Plant Bowen
Permit Number: —
Well ID: BLWA-1
Date: 2/8/22

		yes	no	n/a
1 Location/Identification				
a	Is the well visible and accessible?	X		
b	Is the well properly identified with the correct well ID?	X		
c	Is the well in a high traffic area and does the well require protection from traffic?		X	
d	Is the drainage around the well acceptable? (no standing water, nor is well located in obvious drainage flow path)	X		
2 Protective Casing				
a	Is the protective casing free from apparent damage and able to be secured?	X		
b	Is the casing free of degradation or deterioration?	X		
c	Does the casing have a functioning weep hole?	X		
d	Is the annular space between casings clear of debris and water, or filled with pea gravel/sand?	X		
e	Is the well locked and is the lock in good condition?	X		
3 Surface pad				
a	Is the well pad in good condition (not cracked or broken)?	X		
b	Is the well pad sloped away from the protective casing?	X		
c	Is the well pad in complete contact with the protective casing?	X		
d	Is the well pad in complete contact with the ground surface and stable? (not undermined by erosion, animal burrows, and does not move when stepped on)	X		
e	Is the pad surface clean (not covered with sediment or debris)?	X		
4 Internal casing				
a	Does the cap prevent entry of foreign material into the well?	X		
b	Is the casing free of kinks or bends, or any obstructions from foreign objects (such as bailers)?	X		
c	Is the well properly vented for equilibration of air pressure?	X		
d	Is the survey point clearly marked on the inner casing?	X		
e	Is the depth of the well consistent with the original well log?	X		
f	Is the casing stable? (or does the pvc move easily when touched or can it be taken apart by hand due to lack of grout or use of slip couplings in construction)	X		
5 Sampling: Groundwater Wells Only:				
a	Does well recharge adequately when purged?	X		
b	If dedicated sampling equipment installed, is it in good condition and specified in the approved groundwater plan for the facility?			X
c	Does the well require redevelopment (low flow, turbid)?		X	
6	Based on your professional judgement, is the well construction / location appropriate to 1) achieve the objectives of the Groundwater Monitoring Program and 2) comply with the applicable regulatory requirements?	X		

7 Corrective actions as needed, by date:

Signature and Seal of PE/PG responsible for inspection

Groundwater Monitoring Well Integrity Form

Site Name: Plant Bowen
Permit Number: —
Well ID: BLWA-2
Date: 2/8/22

		yes	no	n/a
1 Location/Identification				
a	Is the well visible and accessible?	X		
b	Is the well properly identified with the correct well ID?	X		
c	Is the well in a high traffic area and does the well require protection from traffic?	(✓) X	X	
d	Is the drainage around the well acceptable? (no standing water, nor is well located in obvious drainage flow path)	X		
2 Protective Casing				
a	Is the protective casing free from apparent damage and able to be secured?	X		
b	Is the casing free of degradation or deterioration?	X		
c	Does the casing have a functioning weep hole?	X		
d	Is the annular space between casings clear of debris and water, or filled with pea gravel/sand?	X		
e	Is the well locked and is the lock in good condition?	X		
3 Surface pad				
a	Is the well pad in good condition (not cracked or broken)?	X		
b	Is the well pad sloped away from the protective casing?	X		
c	Is the well pad in complete contact with the protective casing?	X		
d	Is the well pad in complete contact with the ground surface and stable? (not undermined by erosion, animal burrows, and does not move when stepped on)	X		
e	Is the pad surface clean (not covered with sediment or debris)?	X		
4 Internal casing				
a	Does the cap prevent entry of foreign material into the well?	X		
b	Is the casing free of kinks or bends, or any obstructions from foreign objects (such as bailers)?	X		
c	Is the well properly vented for equilibration of air pressure?	X		
d	Is the survey point clearly marked on the inner casing?	X		
e	Is the depth of the well consistent with the original well log?	X		
f	Is the casing stable? (or does the pvc move easily when touched or can it be taken apart by hand due to lack of grout or use of slip couplings in construction)	X		
5 Sampling Groundwater Wells Only:				
a	Does well recharge adequately when purged?	X		
b	If dedicated sampling equipment installed, is it in good condition and specified in the approved groundwater plan for the facility?	X		
c	Does the well require redevelopment (low flow, turbid)?	(✓)	X	
6	Based on your professional judgement, is the well construction / location appropriate to 1) achieve the objectives of the Groundwater Monitoring Program and 2) comply with the applicable regulatory requirements?	X		

7 Corrective actions as needed, by date:

Signature and Seal of PE/PG responsible for inspection

Groundwater Monitoring Well Integrity Form

Site Name Plant Bowen
Permit Number —
Well ID BLWA-3
Date 7/8/22

		yes	no	n/a
1 Location/Identification				
a	Is the well visible and accessible?	X		
b	Is the well properly identified with the correct well ID?	X		
c	Is the well in a high traffic area and does the well require protection from traffic?		X	
d	Is the drainage around the well acceptable? (no standing water, nor is well located in obvious drainage flow path)	X		
2 Protective Casing				
a	Is the protective casing free from apparent damage and able to be secured?	X		
b	Is the casing free of degradation or deterioration?	X		
c	Does the casing have a functioning weep hole?	X		
d	Is the annular space between casings clear of debris and water, or filled with pea gravel/sand?	X		
e	Is the well locked and is the lock in good condition?	X		
3 Surface pad				
a	Is the well pad in good condition (not cracked or broken)?	X		
b	Is the well pad sloped away from the protective casing?	X		
c	Is the well pad in complete contact with the protective casing?	X		
d	Is the well pad in complete contact with the ground surface and stable? (not undermined by erosion, animal burrows, and does not move when stepped on)	X		
e	Is the pad surface clean (not covered with sediment or debris)?	X		
4 Internal casing				
a	Does the cap prevent entry of foreign material into the well?	X		
b	Is the casing free of kinks or bends, or any obstructions from foreign objects (such as bailers)?	X		
c	Is the well properly vented for equilibration of air pressure?	X		
d	Is the survey point clearly marked on the inner casing?	X		
e	Is the depth of the well consistent with the original well log?	X		
f	Is the casing stable? (or does the pvc move easily when touched or can it be taken apart by hand due to lack of grout or use of slip couplings in construction)	X		
5 Sampling: Groundwater Wells Only:				
a	Does well recharge adequately when purged?			X
b	If dedicated sampling equipment installed, is it in good condition and specified in the approved groundwater plan for the facility?			X
c	Does the well require redevelopment (low flow, turbid)?			X
6	Based on your professional judgement, is the well construction / location appropriate to 1) achieve the objectives of the Groundwater Monitoring Program and 2) comply with the applicable regulatory requirements?	X		

7 Corrective actions as needed, by date:

Signature and Seal of PE/PG responsible for inspection

Groundwater Monitoring Well Integrity Form

Site Name: Plant Bowen
Permit Number: —
Well ID: BGWA-4
Date: 7/8/22

		yes	no	n/a	
1 Location/Identification					
a	Is the well visible and accessible?	X			
b	Is the well properly identified with the correct well ID?	X			
c	Is the well in a high traffic area and does the well require protection from traffic?		X		
d	Is the drainage around the well acceptable? (no standing water, nor is well located in obvious drainage flow path)		X		- muddy around well pad
2 Protective Casing					
a	Is the protective casing free from apparent damage and able to be secured?	X			
b	Is the casing free of degradation or deterioration?	X			
c	Does the casing have a functioning weep hole?	X			
d	Is the annular space between casings clear of debris and water, or filled with pea gravel/sand?	X			
e	Is the well locked and is the lock in good condition?	X			
3 Surface pad					
a	Is the well pad in good condition (not cracked or broken)?	X			
b	Is the well pad sloped away from the protective casing?	X			
c	Is the well pad in complete contact with the protective casing?	X			
d	Is the well pad in complete contact with the ground surface and stable? (not undermined by erosion, animal burrows, and does not move when stepped on)	X			
e	Is the pad surface clean (not covered with sediment or debris)?		X		- Some mud on pad
4 Internal casing					
a	Does the cap prevent entry of foreign material into the well?	X			
b	Is the casing free of kinks or bends, or any obstructions from foreign objects (such as bailers)?	X			
c	Is the well properly vented for equilibration of air pressure?	X			
d	Is the survey point clearly marked on the inner casing?	X			
e	Is the depth of the well consistent with the original well log?	X			
f	Is the casing stable? (or does the pvc move easily when touched or can it be taken apart by hand due to lack of grout or use of slip couplings in construction)	X			
5 Sampling: Groundwater Wells Only:					
a	Does well recharge adequately when purged?			X	
b	If dedicated sampling equipment installed, is it in good condition and specified in the approved groundwater plan for the facility?			X	
c	Does the well require redevelopment (low flow, turbid)?			X	
6	Based on your professional judgement, is the well construction / location appropriate to 1) achieve the objectives of the Groundwater Monitoring Program and 2) comply with the applicable regulatory requirements?	X			

7 Corrective actions as needed, by date:

Signature and Seal of PE/PG responsible for inspection

Groundwater Monitoring Well Integrity Form

Site Name: Plant Bowen
Permit Number: —
Well ID: BGWA-5
Date: 2/8/22

		yes	no	n/a
1 Location/Identification				
a	Is the well visible and accessible?	X		
b	Is the well properly identified with the correct well ID?	X		
c	Is the well in a high traffic area and does the well require protection from traffic?		X	
d	Is the drainage around the well acceptable? (no standing water, nor is well located in obvious drainage flow path)	X		
2 Protective Casing				
a	Is the protective casing free from apparent damage and able to be secured?	X		
b	Is the casing free of degradation or deterioration?	X		
c	Does the casing have a functioning weep hole?	X		
d	Is the annular space between casings clear of debris and water, or filled with pea gravel/sand?	X		
e	Is the well locked and is the lock in good condition?	X		
3 Surface pad				
a	Is the well pad in good condition (not cracked or broken)?	X		
b	Is the well pad sloped away from the protective casing?	X		
c	Is the well pad in complete contact with the protective casing?	X		
d	Is the well pad in complete contact with the ground surface and stable? (not undermined by erosion, animal burrows, and does not move when stepped on)	X		
e	Is the pad surface clean (not covered with sediment or debris)?	X		
4 Internal casing				
a	Does the cap prevent entry of foreign material into the well?	X		
b	Is the casing free of kinks or bends, or any obstructions from foreign objects (such as bailers)?	X		
c	Is the well properly vented for equilibration of air pressure?	X		
d	Is the survey point clearly marked on the inner casing?	X		
e	Is the depth of the well consistent with the original well log?	X		
f	Is the casing stable? (or does the pvc move easily when touched or can it be taken apart by hand due to lack of grout or use of slip couplings in construction)	X		
5 Sampling: Groundwater Wells Only:				
a	Does well recharge adequately when purged?			X
b	If dedicated sampling equipment installed, is it in good condition and specified in the approved groundwater plan for the facility?			X
c	Does the well require redevelopment (low flow, turbid)?			X
6	Based on your professional judgement, is the well construction / location appropriate to 1) achieve the objectives of the Groundwater Monitoring Program and 2) comply with the applicable regulatory requirements?	X		

7 Corrective actions as needed, by date:

Signature and Seal of PE/PG responsible for inspection

Groundwater Monitoring Well Integrity Form

Site Name: Plant Bowen
Permit Number: —
Well ID: BGWA-6
Date: 2/8/22

		yes	no	n/a
1 Location/Identification				
a	Is the well visible and accessible?	X		
b	Is the well properly identified with the correct well ID?	X		
c	Is the well in a high traffic area and does the well require protection from traffic?	~~X~~	X	
d	Is the drainage around the well acceptable? (no standing water, nor is well located in obvious drainage flow path)	X		
2 Protective Casing				
a	Is the protective casing free from apparent damage and able to be secured?	X		
b	Is the casing free of degradation or deterioration?	X		
c	Does the casing have a functioning weep hole?	X		
d	Is the annular space between casings clear of debris and water, or filled with pea gravel/sand?	X		
e	Is the well locked and is the lock in good condition?	X		
3 Surface pad				
a	Is the well pad in good condition (not cracked or broken)?	X		
b	Is the well pad sloped away from the protective casing?	X		
c	Is the well pad in complete contact with the protective casing?	X		
d	Is the well pad in complete contact with the ground surface and stable? (not undermined by erosion, animal burrows, and does not move when stepped on)	X		
e	Is the pad surface clean (not covered with sediment or debris)?	X		
4 Internal casing				
a	Does the cap prevent entry of foreign material into the well?	X		
b	Is the casing free of kinks or bends, or any obstructions from foreign objects (such as bailers)?	X		
c	Is the well properly vented for equilibration of air pressure?	X		
d	Is the survey point clearly marked on the inner casing?	X		
e	Is the depth of the well consistent with the original well log?	X		
f	Is the casing stable? (or does the pvc move easily when touched or can it be taken apart by hand due to lack of grout or use of slip couplings in construction)	X		
5 Sampling: Groundwater Wells Only:				
a	Does well recharge adequately when purged?	X		
b	If dedicated sampling equipment installed, is it in good condition and specified in the approved groundwater plan for the facility?	X		
c	Does the well require redevelopment (low flow, turbid)?		X	
6	Based on your professional judgement, is the well construction / location appropriate to 1) achieve the objectives of the Groundwater Monitoring Program and 2) comply with the applicable regulatory requirements?	X		

7 Corrective actions as needed, by date:

Signature and Seal of PE/PG responsible for inspection

Groundwater Monitoring Well Integrity Form

Site Name: Plant Bowen
Permit Number: —
Well ID: BGWC-7
Date: 7/8/22

		yes	no	n/a
1 Location/Identification				
a	Is the well visible and accessible?	X		
b	Is the well properly identified with the correct well ID?	X		
c	Is the well in a high traffic area and does the well require protection from traffic?		X	
d	Is the drainage around the well acceptable? (no standing water, nor is well located in obvious drainage flow path)	X		
2 Protective Casing				
a	Is the protective casing free from apparent damage and able to be secured?	X		
b	Is the casing free of degradation or deterioration?	X		
c	Does the casing have a functioning weep hole?	X		
d	Is the annular space between casings clear of debris and water, or filled with pea gravel/sand?	X		
e	Is the well locked and is the lock in good condition?	X		
3 Surface pad				
a	Is the well pad in good condition (not cracked or broken)?	X		
b	Is the well pad sloped away from the protective casing?	X		
c	Is the well pad in complete contact with the protective casing?	X		
d	Is the well pad in complete contact with the ground surface and stable? (not undermined by erosion, animal burrows, and does not move when stepped on)	X		
e	Is the pad surface clean (not covered with sediment or debris)?	X		
4 Internal casing				
a	Does the cap prevent entry of foreign material into the well?	X		
b	Is the casing free of kinks or bends, or any obstructions from foreign objects (such as bailers)?	X		
c	Is the well properly vented for equilibration of air pressure?	X		
d	Is the survey point clearly marked on the inner casing?	X		
e	Is the depth of the well consistent with the original well log?	X		
f	Is the casing stable? (or does the pvc move easily when touched or can it be taken apart by hand due to lack of grout or use of slip couplings in construction)	X		
5 Sampling: Groundwater Wells Only:				
a	Does well recharge adequately when purged?	X		
b	If dedicated sampling equipment installed, is it in good condition and specified in the approved groundwater plan for the facility?	X		
c	Does the well require redevelopment (low flow, turbid)?		X	
6	Based on your professional judgement, is the well construction / location appropriate to 1) achieve the objectives of the Groundwater Monitoring Program and 2) comply with the applicable regulatory requirements?	X		

7 Corrective actions as needed, by date:

Signature and Seal of PE/PG responsible for inspection

Groundwater Monitoring Well Integrity Form

Site Name: Plant Bowen
Permit Number: —
Well ID: BGWC-8
Date: 7/8/22

		yes	no	n/a
1 Location/Identification				
a	Is the well visible and accessible?	X		
b	Is the well properly identified with the correct well ID?	X		
c	Is the well in a high traffic area and does the well require protection from traffic?		X	
d	Is the drainage around the well acceptable? (no standing water, nor is well located in obvious drainage flow path)	X		
2 Protective Casing				
a	Is the protective casing free from apparent damage and able to be secured?	X		
b	Is the casing free of degradation or deterioration?	X		
c	Does the casing have a functioning weep hole?	X		
d	Is the annular space between casings clear of debris and water, or filled with pea gravel/sand?	X		
e	Is the well locked and is the lock in good condition?	X		
3 Surface pad				
a	Is the well pad in good condition (not cracked or broken)?	X		
b	Is the well pad sloped away from the protective casing?	X		
c	Is the well pad in complete contact with the protective casing?	X		
d	Is the well pad in complete contact with the ground surface and stable? (not undermined by erosion, animal burrows, and does not move when stepped on)	X		
e	Is the pad surface clean (not covered with sediment or debris)?	X		
4 Internal casing				
a	Does the cap prevent entry of foreign material into the well?	X		
b	Is the casing free of kinks or bends, or any obstructions from foreign objects (such as bailers)?	X		
c	Is the well properly vented for equilibration of air pressure?	X		
d	Is the survey point clearly marked on the inner casing?	X		
e	Is the depth of the well consistent with the original well log?	X		
f	Is the casing stable? (or does the pvc move easily when touched or can it be taken apart by hand due to lack of grout or use of slip couplings in construction)	X		
5 Sampling: Groundwater Wells Only:				
a	Does well recharge adequately when purged?	X		
b	If dedicated sampling equipment installed, is it in good condition and specified in the approved groundwater plan for the facility?	X		
c	Does the well require redevelopment (low flow, turbid)?		X	
6	Based on your professional judgement, is the well construction / location appropriate to 1) achieve the objectives of the Groundwater Monitoring Program and 2) comply with the applicable regulatory requirements?	X		

7 Corrective actions as needed, by date:

Signature and Seal of PE/PG responsible for inspection

Groundwater Monitoring Well Integrity Form

Site Name: Plant Bowen
Permit Number: ——
Well ID: BGWC-9
Date: 7/8/12

		yes	no	n/a
1 Location/Identification				
a	Is the well visible and accessible?	X		
b	Is the well properly identified with the correct well ID?	X		
c	Is the well in a high traffic area and does the well require protection from traffic?		X	
d	Is the drainage around the well acceptable? (no standing water, nor is well located in obvious drainage flow path)	X		
2 Protective Casing				
a	Is the protective casing free from apparent damage and able to be secured?	X		
b	Is the casing free of degradation or deterioration?	X		
c	Does the casing have a functioning weep hole?	X		
d	Is the annular space between casings clear of debris and water, or filled with pea gravel/sand?	X		
e	Is the well locked and is the lock in good condition?	X		
3 Surface pad				
a	Is the well pad in good condition (not cracked or broken)?	X		
b	Is the well pad sloped away from the protective casing?	X		
c	Is the well pad in complete contact with the protective casing?	X		
d	Is the well pad in complete contact with the ground surface and stable? (not undermined by erosion, animal burrows, and does not move when stepped on)	X		
e	Is the pad surface clean (not covered with sediment or debris)?	X		
4 Internal casing				
a	Does the cap prevent entry of foreign material into the well?	X		
b	Is the casing free of kinks or bends, or any obstructions from foreign objects (such as bailers)?	X		
c	Is the well properly vented for equilibration of air pressure?	X		
d	Is the survey point clearly marked on the inner casing?	X		
e	Is the depth of the well consistent with the original well log?	X		
f	Is the casing stable? (or does the pvc move easily when touched or can it be taken apart by hand due to lack of grout or use of slip couplings in construction)	X		
5 Sampling: Groundwater Wells Only				
a	Does well recharge adequately when purged?	X		
b	If dedicated sampling equipment installed, is it in good condition and specified in the approved groundwater plan for the facility?	X		
c	Does the well require redevelopment (low flow, turbid)?		X	
6	Based on your professional judgement, is the well construction / location appropriate to 1) achieve the objectives of the Groundwater Monitoring Program and 2) comply with the applicable regulatory requirements?	X		

7 Corrective actions as needed, by date:

Signature and Seal of PE/PG responsible for inspection

Groundwater Monitoring Well Integrity Form

Site Name: Plant Bowen
Permit Number: —
Well ID: BGW-10
Date: 7/8/22

		yes	no	n/a
1 Location/Identification				
a	Is the well visible and accessible?	X		
b	Is the well properly identified with the correct well ID?	X		
c	Is the well in a high traffic area and does the well require protection from traffic?	~~X~~ (Bar)	X	
d	Is the drainage around the well acceptable? (no standing water, nor is well located in obvious drainage flow path)	X		
2 Protective Casing				
a	Is the protective casing free from apparent damage and able to be secured?	X		
b	Is the casing free of degradation or deterioration?	X		
c	Does the casing have a functioning weep hole?	X		
d	Is the annular space between casings clear of debris and water, or filled with pea gravel/sand?	X		
e	Is the well locked and is the lock in good condition?	X		
3 Surface pad				
a	Is the well pad in good condition (not cracked or broken)?	X		
b	Is the well pad sloped away from the protective casing?	X		
c	Is the well pad in complete contact with the protective casing?	X		
d	Is the well pad in complete contact with the ground surface and stable? (not undermined by erosion, animal burrows, and does not move when stepped on)	X		
e	Is the pad surface clean (not covered with sediment or debris)?	X		
4 Internal casing				
a	Does the cap prevent entry of foreign material into the well?	X		
b	Is the casing free of kinks or bends, or any obstructions from foreign objects (such as bailers)?	X		
c	Is the well properly vented for equilibration of air pressure?	X		
d	Is the survey point clearly marked on the inner casing?	X		
e	Is the depth of the well consistent with the original well log?	X		
f	Is the casing stable? (or does the pvc move easily when touched or can it be taken apart by hand due to lack of grout or use of slip couplings in construction)	X		
5 Sampling: Groundwater Wells Only:				
a	Does well recharge adequately when purged?	X		
b	If dedicated sampling equipment installed, is it in good condition and specified in the approved groundwater plan for the facility?	X		
c	Does the well require redevelopment (low flow, turbid)?		X	
6	Based on your professional judgement, is the well construction / location appropriate to 1) achieve the objectives of the Groundwater Monitoring Program and 2) comply with the applicable regulatory requirements?	X		

7 Corrective actions as needed, by date:

Signature and Seal of PE/PG responsible for inspection

Groundwater Monitoring Well Integrity Form

Site Name: Plant Bowen
Permit Number: —
Well ID: BGWL-11
Date: 7/18/22

		yes	no	n/a
1 Location/Identification				
a	Is the well visible and accessible?	X		
b	Is the well properly identified with the correct well ID?	X		
c	Is the well in a high traffic area and does the well require protection from traffic?		X	
d	Is the drainage around the well acceptable? (no standing water, nor is well located in obvious drainage flow path)	X		
2 Protective Casing				
a	Is the protective casing free from apparent damage and able to be secured?	X		
b	Is the casing free of degradation or deterioration?	X		
c	Does the casing have a functioning weep hole?	X		
d	Is the annular space between casings clear of debris and water, or filled with pea gravel/sand?	X		
e	Is the well locked and is the lock in good condition?	X		
3 Surface pad				
a	Is the well pad in good condition (not cracked or broken)?	X		
b	Is the well pad sloped away from the protective casing?	X		
c	Is the well pad in complete contact with the protective casing?	X		
d	Is the well pad in complete contact with the ground surface and stable? (not undermined by erosion, animal burrows, and does not move when stepped on)	X		
e	Is the pad surface clean (not covered with sediment or debris)?	X		
4 Internal casing				
a	Does the cap prevent entry of foreign material into the well?	X		
b	Is the casing free of kinks or bends, or any obstructions from foreign objects (such as bailers)?	X		
c	Is the well properly vented for equilibration of air pressure?	X		
d	Is the survey point clearly marked on the inner casing?	X		
e	Is the depth of the well consistent with the original well log?	X		
f	Is the casing stable? (or does the pvc move easily when touched or can it be taken apart by hand due to lack of grout or use of slip couplings in construction)	X		
5 Sampling, Groundwater Wells Only:				
a	Does well recharge adequately when purged?			X
b	If dedicated sampling equipment installed, is it in good condition and specified in the approved groundwater plan for the facility?	X		
c	Does the well require redevelopment (low flow, turbid)?			X
6	Based on your professional judgement, is the well construction / location appropriate to 1) achieve the objectives of the Groundwater Monitoring Program and 2) comply with the applicable regulatory requirements?	X		

7 Corrective actions as needed, by date:

Signature and Seal of PE/PG responsible for inspection

Groundwater Monitoring Well Integrity Form

Site Name: Plant Bowen
Permit Number: —
Well ID: BGWL-12
Date: 2/8/22

		yes	no	n/a
1 Location/Identification				
a	Is the well visible and accessible?	X		
b	Is the well properly identified with the correct well ID?	X		
c	Is the well in a high traffic area and does the well require protection from traffic?		X	
d	Is the drainage around the well acceptable? (no standing water, nor is well located in obvious drainage flow path)	X		
2 Protective Casing				
a	Is the protective casing free from apparent damage and able to be secured?	X		
b	Is the casing free of degradation or deterioration?	X		
c	Does the casing have a functioning weep hole?	X		
d	Is the annular space between casings clear of debris and water, or filled with pea gravel/sand?	X		
e	Is the well locked and is the lock in good condition?	X		
3 Surface pad				
a	Is the well pad in good condition (not cracked or broken)?	X		
b	Is the well pad sloped away from the protective casing?	X		
c	Is the well pad in complete contact with the protective casing?	X		
d	Is the well pad in complete contact with the ground surface and stable? (not undermined by erosion, animal burrows, and does not move when stepped on)	X		
e	Is the pad surface clean (not covered with sediment or debris)?	X		
4 Internal casing				
a	Does the cap prevent entry of foreign material into the well?	X		
b	Is the casing free of kinks or bends, or any obstructions from foreign objects (such as bailers)?	X		
c	Is the well properly vented for equilibration of air pressure?	X		
d	Is the survey point clearly marked on the inner casing?	X		
e	Is the depth of the well consistent with the original well log?	X		
f	Is the casing stable? (or does the pvc move easily when touched or can it be taken apart by hand due to lack of grout or use of slip couplings in construction)			
5 Sampling: Groundwater Wells Only:				
a	Does well recharge adequately when purged?	X		
b	If dedicated sampling equipment installed, is it in good condition and specified in the approved groundwater plan for the facility?	X	~~X~~ (Pm)	
c	Does the well require redevelopment (low flow, turbid)?		X	
6	Based on your professional judgement, is the well construction / location appropriate to 1) achieve the objectives of the Groundwater Monitoring Program and 2) comply with the applicable regulatory requirements?	X		

7 Corrective actions as needed, by date:

Signature and Seal of PE/PG responsible for inspection

Groundwater Monitoring Well Integrity Form

Site Name: Plant Bowen
Permit Number: —
Well ID: BGWC-13
Date: 2/8/22

		yes	no	n/a
1 Location/Identification				
a	Is the well visible and accessible?	X		
b	Is the well properly identified with the correct well ID?	X		
c	Is the well in a high traffic area and does the well require protection from traffic?		X	
d	Is the drainage around the well acceptable? (no standing water, nor is well located in obvious drainage flow path)	X		
2 Protective Casing				
a	Is the protective casing free from apparent damage and able to be secured?	X		
b	Is the casing free of degradation or deterioration?	X		
c	Does the casing have a functioning weep hole?	X		
d	Is the annular space between casings clear of debris and water, or filled with pea gravel/sand?	X		
e	Is the well locked and is the lock in good condition?	X		
3 Surface pad				
a	Is the well pad in good condition (not cracked or broken)?	X		
b	Is the well pad sloped away from the protective casing?	X		
c	Is the well pad in complete contact with the protective casing?	X		
d	Is the well pad in complete contact with the ground surface and stable? (not undermined by erosion, animal burrows, and does not move when stepped on)	X		
e	Is the pad surface clean (not covered with sediment or debris)?	X		
4 Internal casing				
a	Does the cap prevent entry of foreign material into the well?	X		
b	Is the casing free of kinks or bends, or any obstructions from foreign objects (such as bailers)?	X		
c	Is the well properly vented for equilibration of air pressure?	X		
d	Is the survey point clearly marked on the inner casing?	X		
e	Is the depth of the well consistent with the original well log?	X		
f	Is the casing stable? (or does the pvc move easily when touched or can it be taken apart by hand due to lack of grout or use of slip couplings in construction)	X		
5 Sampling: Groundwater Wells Only:				
a	Does well recharge adequately when purged?			X
b	If dedicated sampling equipment installed, is it in good condition and specified in the approved groundwater plan for the facility?			X
c	Does the well require redevelopment (low flow, turbid)?			X
6	Based on your professional judgement, is the well construction / location appropriate to 1) achieve the objectives of the Groundwater Monitoring Program and 2) comply with the applicable regulatory requirements?	X		

7 Corrective actions as needed, by date:

Signature and Seal of PE/PG responsible for inspection

Groundwater Monitoring Well Integrity Form

Site Name: Plant Bowen
Permit Number: —
Well ID: BW01-14A
Date: 7/8/22

		yes	no	n/a
1 Location/Identification				
a	Is the well visible and accessible?	X		
b	Is the well properly identified with the correct well ID?	X		
c	Is the well in a high traffic area and does the well require protection from traffic?		X	
d	Is the drainage around the well acceptable? (no standing water, nor is well located in obvious drainage flow path)	X		
2 Protective Casing				
a	Is the protective casing free from apparent damage and able to be secured?	X		
b	Is the casing free of degradation or deterioration?	X		
c	Does the casing have a functioning weep hole?	X		
d	Is the annular space between casings clear of debris and water, or filled with pea gravel/sand?	X		
e	Is the well locked and is the lock in good condition?	X		
3 Surface pad				
a	Is the well pad in good condition (not cracked or broken)?	X		
b	Is the well pad sloped away from the protective casing?	X		
c	Is the well pad in complete contact with the protective casing?	X		
d	Is the well pad in complete contact with the ground surface and stable? (not undermined by erosion, animal burrows, and does not move when stepped on)	X		
e	Is the pad surface clean (not covered with sediment or debris)?	X		
4 Internal casing				
a	Does the cap prevent entry of foreign material into the well?	X		
b	Is the casing free of kinks or bends, or any obstructions from foreign objects (such as bailers)?	X		
c	Is the well properly vented for equilibration of air pressure?	X		
d	Is the survey point clearly marked on the inner casing?	X		
e	Is the depth of the well consistent with the original well log?	X		
f	Is the casing stable? (or does the pvc move easily when touched or can it be taken apart by hand due to lack of grout or use of slip couplings in construction)	X		
5 Sampling: Groundwater Wells Only:				
a	Does well recharge adequately when purged?	X		
b	If dedicated sampling equipment installed, is it in good condition and specified in the approved groundwater plan for the facility?	X		
c	Does the well require redevelopment (low flow, turbid)?		X	
6	Based on your professional judgement, is the well construction / location appropriate to 1) achieve the objectives of the Groundwater Monitoring Program and 2) comply with the applicable regulatory requirements?	X		

7 Corrective actions as needed, by date:

Signature and Seal of PE/PG responsible for inspection

Groundwater Monitoring Well Integrity Form

Site Name: Plant Bowen
Permit Number: —
Well ID: BGWL-15
Date: 7/8/22

		yes	no	n/a
1 Location/Identification				
a	Is the well visible and accessible?	X		
b	Is the well properly identified with the correct well ID?	X		
c	Is the well in a high traffic area and does the well require protection from traffic?		X	
d	Is the drainage around the well acceptable? (no standing water, nor is well located in obvious drainage flow path)	X		
2 Protective Casing				
a	Is the protective casing free from apparent damage and able to be secured?	X		
b	Is the casing free of degradation or deterioration?	X		
c	Does the casing have a functioning weep hole?	X		
d	Is the annular space between casings clear of debris and water, or filled with pea gravel/sand?	X		
e	Is the well locked and is the lock in good condition?	X		
3 Surface pad				
a	Is the well pad in good condition (not cracked or broken)?	X		
b	Is the well pad sloped away from the protective casing?	X		
c	Is the well pad in complete contact with the protective casing?	X		
d	Is the well pad in complete contact with the ground surface and stable? (not undermined by erosion, animal burrows, and does not move when stepped on)	X		
e	Is the pad surface clean (not covered with sediment or debris)?	X		
4 Internal casing				
a	Does the cap prevent entry of foreign material into the well?	X		
b	Is the casing free of kinks or bends, or any obstructions from foreign objects (such as bailers)?	X		
c	Is the well properly vented for equilibration of air pressure?	X		
d	Is the survey point clearly marked on the inner casing?	X		
e	Is the depth of the well consistent with the original well log?	X		
f	Is the casing stable? (or does the pvc move easily when touched or can it be taken apart by hand due to lack of grout or use of slip couplings in construction)	X		
5 Sampling: Groundwater Wells Only:				
a	Does well recharge adequately when purged?			X
b	If dedicated sampling equipment installed, is it in good condition and specified in the approved groundwater plan for the facility?			X
c	Does the well require redevelopment (low flow, turbid)?			X
6	Based on your professional judgement, is the well construction / location appropriate to 1) achieve the objectives of the Groundwater Monitoring Program and 2) comply with the applicable regulatory requirements?	X		

7 Corrective actions as needed, by date:

Signature and Seal of PE/PG responsible for inspection

Groundwater Monitoring Well Integrity Form

Site Name: Plant Bowen
Permit Number: —
Well ID: BGWC-16
Date: 7/8/22

		yes	no	n/a
1 Location/Identification				
a	Is the well visible and accessible?	X		
b	Is the well properly identified with the correct well ID?	X		
c	Is the well in a high traffic area and does the well require protection from traffic?		X	
d	Is the drainage around the well acceptable? (no standing water, nor is well located in obvious drainage flow path)	X		
2 Protective Casing				
a	Is the protective casing free from apparent damage and able to be secured?	X		
b	Is the casing free of degradation or deterioration?	X		
c	Does the casing have a functioning weep hole?	X		
d	Is the annular space between casings clear of debris and water, or filled with pea gravel/sand?	X		
e	Is the well locked and is the lock in good condition?	X		
3 Surface pad				
a	Is the well pad in good condition (not cracked or broken)?	X		
b	Is the well pad sloped away from the protective casing?	X		
c	Is the well pad in complete contact with the protective casing?	X		
d	Is the well pad in complete contact with the ground surface and stable? (not undermined by erosion, animal burrows, and does not move when stepped on)	X		
e	Is the pad surface clean (not covered with sediment or debris)?	X		
4 Internal casing				
a	Does the cap prevent entry of foreign material into the well?	X		
b	Is the casing free of kinks or bends, or any obstructions from foreign objects (such as bailers)?	X		
c	Is the well properly vented for equilibration of air pressure?	X		
d	Is the survey point clearly marked on the inner casing?	X		
e	Is the depth of the well consistent with the original well log?	X		
f	Is the casing stable? (or does the pvc move easily when touched or can it be taken apart by hand due to lack of grout or use of slip couplings in construction)	X		
5 Sampling: Groundwater Wells Only:				
a	Does well recharge adequately when purged?	X		
b	If dedicated sampling equipment installed, is it in good condition and specified in the approved groundwater plan for the facility?	X		
c	Does the well require redevelopment (low flow, turbid)?		X	
6	Based on your professional judgement, is the well construction / location appropriate to 1) achieve the objectives of the Groundwater Monitoring Program and 2) comply with the applicable regulatory requirements?	X		

7 Corrective actions as needed, by date:

Signature and Seal of PE/PG responsible for inspection

Groundwater Monitoring Well Integrity Form

Site Name: Plant Bowen
Permit Number: —
Well ID: BGWL-17
Date: 7/18/17

		yes	no	n/a
1 Location/Identification				
a	Is the well visible and accessible?	X		
b	Is the well properly identified with the correct well ID?	X		
c	Is the well in a high traffic area and does the well require protection from traffic?		X	
d	Is the drainage around the well acceptable? (no standing water, nor is well located in obvious drainage flow path)	X		
2 Protective Casing				
a	Is the protective casing free from apparent damage and able to be secured?	X		
b	Is the casing free of degradation or deterioration?	X		
c	Does the casing have a functioning weep hole?	X		
d	Is the annular space between casings clear of debris and water, or filled with pea gravel/sand?	X		
e	Is the well locked and is the lock in good condition?	X		
3 Surface pad				
a	Is the well pad in good condition (not cracked or broken)?	X		
b	Is the well pad sloped away from the protective casing?	X		
c	Is the well pad in complete contact with the protective casing?	X		
d	Is the well pad in complete contact with the ground surface and stable? (not undermined by erosion, animal burrows, and does not move when stepped on)	X		
e	Is the pad surface clean (not covered with sediment or debris)?	X		
4 Internal casing				
a	Does the cap prevent entry of foreign material into the well?	X		
b	Is the casing free of kinks or bends, or any obstructions from foreign objects (such as bailers)?	X		
c	Is the well properly vented for equilibration of air pressure?	X		
d	Is the survey point clearly marked on the inner casing?	X		
e	Is the depth of the well consistent with the original well log?	X		
f	Is the casing stable? (or does the pvc move easily when touched or can it be taken apart by hand due to lack of grout or use of slip couplings in construction)	X		
5 Sampling: Groundwater Wells Only				
a	Does well recharge adequately when purged?	X		
b	If dedicated sampling equipment installed, is it in good condition and specified in the approved groundwater plan for the facility?	X		
c	Does the well require redevelopment (low flow, turbid)?		X	
6	Based on your professional judgement, is the well construction / location appropriate to 1) achieve the objectives of the Groundwater Monitoring Program and 2) comply with the applicable regulatory requirements?	X		

7 Corrective actions as needed, by date:

Signature and Seal of PE/PG responsible for inspection

Groundwater Monitoring Well Integrity Form

Site Name: Plant Bowen
Permit Number: —
Well ID: RCW-18
Date: 2/8/22

		yes	no	n/a
1 Location/Identification				
a	Is the well visible and accessible?	X		
b	Is the well properly identified with the correct well ID?	X		
c	Is the well in a high traffic area and does the well require protection from traffic?		X	
d	Is the drainage around the well acceptable? (no standing water, nor is well located in obvious drainage flow path)	X		
2 Protective Casing				
a	Is the protective casing free from apparent damage and able to be secured?	X		
b	Is the casing free of degradation or deterioration?	X		
c	Does the casing have a functioning weep hole?	X		
d	Is the annular space between casings clear of debris and water, or filled with pea gravel/sand?	X		
e	Is the well locked and is the lock in good condition?	X		
3 Surface pad				
a	Is the well pad in good condition (not cracked or broken)?	X		
b	Is the well pad sloped away from the protective casing?	X		
c	Is the well pad in complete contact with the protective casing?	X		
d	Is the well pad in complete contact with the ground surface and stable? (not undermined by erosion, animal burrows, and does not move when stepped on)	X		
e	Is the pad surface clean (not covered with sediment or debris)?	X		
4 Internal casing				
a	Does the cap prevent entry of foreign material into the well?	X		
b	Is the casing free of kinks or bends, or any obstructions from foreign objects (such as bailers)?	X		
c	Is the well properly vented for equilibration of air pressure?	X		
d	Is the survey point clearly marked on the inner casing?	X		
e	Is the depth of the well consistent with the original well log?	X		
f	Is the casing stable? (or does the pvc move easily when touched or can it be taken apart by hand due to lack of grout or use of slip couplings in construction)	X		
5 Sampling: Groundwater Wells Only:				
a	Does well recharge adequately when purged?	X		
b	If dedicated sampling equipment installed, is it in good condition and specified in the approved groundwater plan for the facility?	X		
c	Does the well require redevelopment (low flow, turbid)?		X	
6	Based on your professional judgement, is the well construction / location appropriate to 1) achieve the objectives of the Groundwater Monitoring Program and 2) comply with the applicable regulatory requirements?	X		

7 Corrective actions as needed, by date:

Signature and Seal of PE/PG responsible for inspection

Groundwater Monitoring Well Integrity Form

Site Name: Bowen AP
Permit Number:
Well ID: BGWC-19
Date: 2/8/22

		yes	no	n/a
1 Location/Identification				
a	Is the well visible and accessible?	✓		
b	Is the well properly identified with the correct well ID?	✓		
c	Is the well in a high traffic area and does the well require protection from traffic?		✓	
d	Is the drainage around the well acceptable? (no standing water, nor is well located in obvious drainage flow path)	✓		
2 Protective Casing				
a	Is the protective casing free from apparent damage and able to be secured?	✓		
b	Is the casing free of degradation or deterioration?	✓		
c	Does the casing have a functioning weep hole?	✓		
d	Is the annular space between casings clear of debris and water, or filled with pea gravel/sand?	✓		
e	Is the well locked and is the lock in good condition?	✓		
3 Surface pad				
a	Is the well pad in good condition (not cracked or broken)?	✓		
b	Is the well pad sloped away from the protective casing?	✓		
c	Is the well pad in complete contact with the protective casing?	✓		
d	Is the well pad in complete contact with the ground surface and stable? (not undermined by erosion, animal burrows, and does not move when stepped on)	✓		
e	Is the pad surface clean (not covered with sediment or debris)?	✓		
4 Internal casing				
a	Does the cap prevent entry of foreign material into the well?	✓		
b	Is the casing free of kinks or bends, or any obstructions from foreign objects (such as bailers)?	✓		
c	Is the well properly vented for equilibration of air pressure?	✓		
d	Is the survey point clearly marked on the inner casing?	✓		
e	Is the depth of the well consistent with the original well log?	✓		
f	Is the casing stable? (or does the pvc move easily when touched or can it be taken apart by hand due to lack of grout or use of slip couplings in construction)	✓		
5 Sampling: Groundwater Wells Only:				
a	Does well recharge adequately when purged?	✓		
b	If dedicated sampling equipment installed, is it in good condition and specified in the approved groundwater plan for the facility?	✓		
c	Does the well require redevelopment (low flow, turbid)?		✓	
6	Based on your professional judgement, is the well construction / location appropriate to 1) achieve the objectives of the Groundwater Monitoring Program and 2) comply with the applicable regulatory requirements?	✓		

7 Corrective actions as needed, by date:

Signature and Seal of PE/PG responsible for inspection

Groundwater Monitoring Well Integrity Form

Site Name: Bowen AP
Permit Number:
Well ID: BGWC-20
Date: 2/8/22

		yes	no	n/a
1 Location/Identification				
a	Is the well visible and accessible?	✓		
b	Is the well properly identified with the correct well ID?	✓		
c	Is the well in a high traffic area and does the well require protection from traffic?		✓	
d	Is the drainage around the well acceptable? (no standing water, nor is well located in obvious drainage flow path)	✓		
2 Protective Casing				
a	Is the protective casing free from apparent damage and able to be secured?	✓		
b	Is the casing free of degradation or deterioration?	✓		
c	Does the casing have a functioning weep hole?	✓		
d	Is the annular space between casings clear of debris and water, or filled with pea gravel/sand?	✓		
e	Is the well locked and is the lock in good condition?	✓		
3 Surface pad				
a	Is the well pad in good condition (not cracked or broken)?	✓		
b	Is the well pad sloped away from the protective casing?	✓		
c	Is the well pad in complete contact with the protective casing?	✓		
d	Is the well pad in complete contact with the ground surface and stable? (not undermined by erosion, animal burrows, and does not move when stepped on)	✓		
e	Is the pad surface clean (not covered with sediment or debris)?	✓		
4 Internal casing				
a	Does the cap prevent entry of foreign material into the well?	✓		
b	Is the casing free of kinks or bends, or any obstructions from foreign objects (such as bailers)?	✓		
c	Is the well properly vented for equilibration of air pressure?	✓		
d	Is the survey point clearly marked on the inner casing?	✓		
e	Is the depth of the well consistent with the original well log?	✓		
f	Is the casing stable? (or does the pvc move easily when touched or can it be taken apart by hand due to lack of grout or use of slip couplings in construction)	✓		
5 Sampling: Groundwater Wells Only:				
a	Does well recharge adequately when purged?	✓		
b	If dedicated sampling equipment installed, is it in good condition and specified in the approved groundwater plan for the facility?	✓		
c	Does the well require redevelopment (low flow, turbid)?		✓	
6	Based on your professional judgement, is the well construction / location appropriate to 1) achieve the objectives of the Groundwater Monitoring Program and 2) comply with the applicable regulatory requirements?	✓		

7 Corrective actions as needed, by date:

Signature and Seal of PE/PG responsible for inspection

Groundwater Monitoring Well Integrity Form

Site Name: Bowen AP
Permit Number:
Well ID: BGWC-21
Date: 2/8/22

		yes	no	n/a
1 Location/Identification				
a	Is the well visible and accessible?	✓		
b	Is the well properly identified with the correct well ID?	✓		
c	Is the well in a high traffic area and does the well require protection from traffic?		✓	
d	Is the drainage around the well acceptable? (no standing water, nor is well located in obvious drainage flow path)	✓		
2 Protective Casing				
a	Is the protective casing free from apparent damage and able to be secured?	✓		
b	Is the casing free of degradation or deterioration?	✓		
c	Does the casing have a functioning weep hole?	✓		
d	Is the annular space between casings clear of debris and water, or filled with pea gravel/sand?	✓		
e	Is the well locked and is the lock in good condition?	✓		
3 Surface pad				
a	Is the well pad in good condition (not cracked or broken)?	✓		
b	Is the well pad sloped away from the protective casing?	✓		
c	Is the well pad in complete contact with the protective casing?	✓		
d	Is the well pad in complete contact with the ground surface and stable? (not undermined by erosion, animal burrows, and does not move when stepped on)	✓		
e	Is the pad surface clean (not covered with sediment or debris)?	✓		
4 Internal casing				
a	Does the cap prevent entry of foreign material into the well?	✓		
b	Is the casing free of kinks or bends, or any obstructions from foreign objects (such as bailers)?	✓		
c	Is the well properly vented for equilibration of air pressure?	✓		
d	Is the survey point clearly marked on the inner casing?	✓		
e	Is the depth of the well consistent with the original well log?	✓		
f	Is the casing stable? (or does the pvc move easily when touched or can it be taken apart by hand due to lack of grout or use of slip couplings in construction)	✓		
5 Sampling: Groundwater Wells Only:				
a	Does well recharge adequately when purged?	✓		
b	If dedicated sampling equipment installed, is it in good condition and specified in the approved groundwater plan for the facility?	✓		
c	Does the well require redevelopment (low flow, turbid)?		✓	
6	Based on your professional judgement, is the well construction / location appropriate to 1) achieve the objectives of the Groundwater Monitoring Program and 2) comply with the applicable regulatory requirements?	✓		

7 Corrective actions as needed, by date:

Signature and Seal of PE/PG responsible for inspection

Groundwater Monitoring Well Integrity Form

Site Name: Bowen AP
Permit Number:
Well ID: BGWC-22
Date: 2/8/22

		yes	no	n/a
1 Location/Identification				
a	Is the well visible and accessible?	✓		
b	Is the well properly identified with the correct well ID?	✓		
c	Is the well in a high traffic area and does the well require protection from traffic?		✓	
d	Is the drainage around the well acceptable? (no standing water, nor is well located in obvious drainage flow path)	✓		
2 Protective Casing				
a	Is the protective casing free from apparent damage and able to be secured?	✓		
b	Is the casing free of degradation or deterioration?	✓		
c	Does the casing have a functioning weep hole?	✓		
d	Is the annular space between casings clear of debris and water, or filled with pea gravel/sand?	✓		
e	Is the well locked and is the lock in good condition?	✓		
3 Surface pad				
a	Is the well pad in good condition (not cracked or broken)?	✓		
b	Is the well pad sloped away from the protective casing?	✓		
c	Is the well pad in complete contact with the protective casing?	✓		
d	Is the well pad in complete contact with the ground surface and stable? (not undermined by erosion, animal burrows, and does not move when stepped on)	✓		
e	Is the pad surface clean (not covered with sediment or debris)?	✓		
4 Internal casing				
a	Does the cap prevent entry of foreign material into the well?	✓		
b	Is the casing free of kinks or bends, or any obstructions from foreign objects (such as bailers)?	✓		
c	Is the well properly vented for equilibration of air pressure?	✓		
d	Is the survey point clearly marked on the inner casing?	✓		
e	Is the depth of the well consistent with the original well log?	✓		
f	Is the casing stable? (or does the pvc move easily when touched or can it be taken apart by hand due to lack of grout or use of slip couplings in construction)	✓		
5 Sampling: Groundwater Wells Only:				
a	Does well recharge adequately when purged?	✓		
b	If dedicated sampling equipment installed, is it in good condition and specified in the approved groundwater plan for the facility?			✓
c	Does the well require redevelopment (low flow, turbid)?		✓	
6	Based on your professional judgement, is the well construction / location appropriate to 1) achieve the objectives of the Groundwater Monitoring Program and 2) comply with the applicable regulatory requirements?	✓		

Transducer

7 Corrective actions as needed, by date:

Signature and Seal of PE/PG responsible for inspection

Groundwater Monitoring Well Integrity Form

Site Name: Bowen AP
Permit Number:
Well ID: BGWC-23
Date: 2/8/22

		yes	no	n/a
1 Location/Identification				
a	Is the well visible and accessible?	✓		
b	Is the well properly identified with the correct well ID?	✓		
c	Is the well in a high traffic area and does the well require protection from traffic?		✓	
d	Is the drainage around the well acceptable? (no standing water, nor is well located in obvious drainage flow path)	✓		
2 Protective Casing				
a	Is the protective casing free from apparent damage and able to be secured?	✓		
b	Is the casing free of degradation or deterioration?	✓		
c	Does the casing have a functioning weep hole?	✓		
d	Is the annular space between casings clear of debris and water, or filled with pea gravel/sand?	✓		
e	Is the well locked and is the lock in good condition?	✓		
3 Surface pad				
a	Is the well pad in good condition (not cracked or broken)?	✓		
b	Is the well pad sloped away from the protective casing?	✓		
c	Is the well pad in complete contact with the protective casing?	✓		
d	Is the well pad in complete contact with the ground surface and stable? (not undermined by erosion, animal burrows, and does not move when stepped on)	✓		
e	Is the pad surface clean (not covered with sediment or debris)?	✓		
4 Internal casing				
a	Does the cap prevent entry of foreign material into the well?	✓		
b	Is the casing free of kinks or bends, or any obstructions from foreign objects (such as bailers)?	✓		
c	Is the well properly vented for equilibration of air pressure?	✓		
d	Is the survey point clearly marked on the inner casing?	✓		
e	Is the depth of the well consistent with the original well log?	✓		
f	Is the casing stable? (or does the pvc move easily when touched or can it be taken apart by hand due to lack of grout or use of slip couplings in construction)	✓		
5 Sampling: Groundwater Wells Only:				
a	Does well recharge adequately when purged?	✓		
Transducer b	If dedicated sampling equipment installed, is it in good condition and specified in the approved groundwater plan for the facility?			✓
c	Does the well require redevelopment (low flow, turbid)?		✓	
6	Based on your professional judgement, is the well construction / location appropriate to 1) achieve the objectives of the Groundwater Monitoring Program and 2) comply with the applicable regulatory requirements?	✓		

7 Corrective actions as needed, by date:

Signature and Seal of PE/PG responsible for inspection

Groundwater Monitoring Well Integrity Form

Site Name: Bowen AP
Permit Number:
Well ID: BGWC-24
Date: 2/8/22

		yes	no	n/a
1 Location/Identification				
a	Is the well visible and accessible?	✓		
b	Is the well properly identified with the correct well ID?	✓		
c	Is the well in a high traffic area and does the well require protection from traffic?		✓	
d	Is the drainage around the well acceptable? (no standing water, nor is well located in obvious drainage flow path)	✓		
2 Protective Casing				
a	Is the protective casing free from apparent damage and able to be secured?	✓		
b	Is the casing free of degradation or deterioration?	✓		
c	Does the casing have a functioning weep hole?	✓		
d	Is the annular space between casings clear of debris and water, or filled with pea gravel/sand?	✓		
e	Is the well locked and is the lock in good condition?	✓		
3 Surface pad				
a	Is the well pad in good condition (not cracked or broken)?	✓		
b	Is the well pad sloped away from the protective casing?	✓		
c	Is the well pad in complete contact with the protective casing?	✓		
d	Is the well pad in complete contact with the ground surface and stable? (not undermined by erosion, animal burrows, and does not move when stepped on)	✓		
e	Is the pad surface clean (not covered with sediment or debris)?	✓		
4 Internal casing				
a	Does the cap prevent entry of foreign material into the well?	✓		
b	Is the casing free of kinks or bends, or any obstructions from foreign objects (such as bailers)?	✓		
c	Is the well properly vented for equilibration of air pressure?	✓		
d	Is the survey point clearly marked on the inner casing?	✓		
e	Is the depth of the well consistent with the original well log?	✓		
f	Is the casing stable? (or does the pvc move easily when touched or can it be taken apart by hand due to lack of grout or use of slip couplings in construction)	✓		
5 Sampling: Groundwater Wells Only:				
a	Does well recharge adequately when purged?	✓		
b	If dedicated sampling equipment installed, is it in good condition and specified in the approved groundwater plan for the facility?			✓
c	Does the well require redevelopment (low flow, turbid)?		✓	
6	Based on your professional judgement, is the well construction / location appropriate to 1) achieve the objectives of the Groundwater Monitoring Program and 2) comply with the applicable regulatory requirements?	✓		

Transducer

7 Corrective actions as needed, by date:

Signature and Seal of PE/PG responsible for inspection

Groundwater Monitoring Well Integrity Form

Site Name: Bowen AP
Permit Number:
Well ID: BGWC-25
Date: 2/8/22

		yes	no	n/a
1 Location/Identification				
a	Is the well visible and accessible?	✓		
b	Is the well properly identified with the correct well ID?	✓		
c	Is the well in a high traffic area and does the well require protection from traffic?		✓	
d	Is the drainage around the well acceptable? (no standing water, nor is well located in obvious drainage flow path)	✓		
2 Protective Casing				
a	Is the protective casing free from apparent damage and able to be secured?	✓		
b	Is the casing free of degradation or deterioration?	✓		
c	Does the casing have a functioning weep hole?	✓		
d	Is the annular space between casings clear of debris and water, or filled with pea gravel/sand?	✓		
e	Is the well locked and is the lock in good condition?	✓		
3 Surface pad				
a	Is the well pad in good condition (not cracked or broken)?	✓		
b	Is the well pad sloped away from the protective casing?	✓		
c	Is the well pad in complete contact with the protective casing?	✓		
d	Is the well pad in complete contact with the ground surface and stable? (not undermined by erosion, animal burrows, and does not move when stepped on)	✓		
e	Is the pad surface clean (not covered with sediment or debris)?	✓		
4 Internal casing				
a	Does the cap prevent entry of foreign material into the well?	✓		
b	Is the casing free of kinks or bends, or any obstructions from foreign objects (such as bailers)?	✓		
c	Is the well properly vented for equilibration of air pressure?	✓		
d	Is the survey point clearly marked on the inner casing?	✓		
e	Is the depth of the well consistent with the original well log?	✓		
f	Is the casing stable? (or does the pvc move easily when touched or can it be taken apart by hand due to lack of grout or use of slip couplings in construction)	✓		
5 Sampling: Groundwater Wells Only:				
a	Does well recharge adequately when purged?	✓		
b	If dedicated sampling equipment installed, is it in good condition and specified in the approved groundwater plan for the facility?	✓		
c	Does the well require redevelopment (low flow, turbid)?		✓	
6	Based on your professional judgement, is the well construction / location appropriate to 1) achieve the objectives of the Groundwater Monitoring Program and 2) comply with the applicable regulatory requirements?	✓		

7 Corrective actions as needed, by date:

Signature and Seal of PE/PG responsible for inspection

Groundwater Monitoring Well Integrity Form

Site Name: Plant Bowen AP
Permit Number:
Well ID: BGWA-26
Date: 2/8/22

		yes	no	n/a
1 Location/Identification				
a	Is the well visible and accessible?	✓		
b	Is the well properly identified with the correct well ID?	✓		
c	Is the well in a high traffic area and does the well require protection from traffic?		✓	
d	Is the drainage around the well acceptable? (no standing water, nor is well located in obvious drainage flow path)	✓		
2 Protective Casing				
a	Is the protective casing free from apparent damage and able to be secured?	✓		
b	Is the casing free of degradation or deterioration?	✓		
c	Does the casing have a functioning weep hole?	✓		
d	Is the annular space between casings clear of debris and water, or filled with pea gravel/sand?	✓		
e	Is the well locked and is the lock in good condition?	✓		
3 Surface pad				
a	Is the well pad in good condition (not cracked or broken)?	✓		
b	Is the well pad sloped away from the protective casing?	✓		
c	Is the well pad in complete contact with the protective casing?	✓		
d	Is the well pad in complete contact with the ground surface and stable? (not undermined by erosion, animal burrows, and does not move when stepped on)	✓		
e	Is the pad surface clean (not covered with sediment or debris)?	✓		
4 Internal casing				
a	Does the cap prevent entry of foreign material into the well?	✓		
b	Is the casing free of kinks or bends, or any obstructions from foreign objects (such as bailers)?	✓		
c	Is the well properly vented for equilibration of air pressure?	✓		
d	Is the survey point clearly marked on the inner casing?	✓		
e	Is the depth of the well consistent with the original well log?	✓		
f	Is the casing stable? (or does the pvc move easily when touched or can it be taken apart by hand due to lack of grout or use of slip couplings in construction)	✓		
5 Sampling: Groundwater Wells Only				
a	Does well recharge adequately when purged?			✓
b	If dedicated sampling equipment installed, is it in good condition and specified in the approved groundwater plan for the facility?	✓		
c	Does the well require redevelopment (low flow, turbid)?		✓	
6	Based on your professional judgement, is the well construction / location appropriate to 1) achieve the objectives of the Groundwater Monitoring Program and 2) comply with the applicable regulatory requirements?	✓		

7 Corrective actions as needed, by date

Signature and Seal of PE/PG responsible for inspection

Groundwater Monitoring Well Integrity Form

Site Name: Plant Bowen AP
Permit Number:
Well ID: BGWA-27
Date, field conditions: 2/3/22

		yes	no	n/a
1 Location/Identification				
a	Is the well visible and accessible?	✓		
b	Is the well properly identified with the correct well ID?	✓		
c	Is the well in a high traffic area and does the well require protection from traffic?		✓	
d	Is the drainage around the well acceptable? (no standing water, nor is well located in obvious drainage flow path)	✓		
2 Protective Casing				
a	Is the protective casing free from apparent damage and able to be secured?	✓		
b	Is the casing free of degradation or deterioration?	✓		
c	Does the casing have a functioning weep hole?	✓		
d	Is the annular space between casings clear of debris and water, or filled with pea gravel/sand?	✓		
e	Is the well locked and is the lock in good condition?	✓		
3 Surface pad				
a	Is the well pad in good condition (not cracked or broken)?	✓		
b	Is the well pad sloped away from the protective casing?	✓		
c	Is the well pad in complete contact with the protective casing?	✓		
d	Is the well pad in complete contact with the ground surface and stable? (not undermined by erosion, animal burrows, and does not move when stepped on)	✓		
e	Is the pad surface clean (not covered with sediment or debris)?	✓		
4 Internal casing				
a	Does the cap prevent entry of foreign material into the well?	✓		
b	Is the casing free of kinks or bends, or any obstructions from foreign objects (such as bailers)?	✓		
c	Is the well properly vented for equilibration of air pressure?	✓		
d	Is the survey point clearly marked on the inner casing?	✓		
e	Is the depth of the well consistent with the original well log?	✓		
f	Is the casing stable? (or does the pvc move easily when touched or can it be taken apart by hand due to lack of grout or use of slip couplings in construction)	✓		
5 Sampling: Groundwater Wells Only:				
a	Does well recharge adequately when purged?			✓
b	If dedicated sampling equipment installed, is it in good condition and specified in the approved groundwater plan for the facility?	✓		
c	Does the well require redevelopment (low flow, turbid)?		✓	
6	Based on your professional judgement, is the well construction / location appropriate to 1) achieve the objectives of the Groundwater Monitoring Program and 2) comply with the applicable regulatory requirements?	✓		

7 Corrective actions as needed, by date:

Signature and Seal of PE/PG responsible for inspection

Groundwater Monitoring Well Integrity Form

Site Name: Plant Bowen AP
Permit Number:
Well ID: BGWA-28
Date: 2/8/22

		yes	no	n/a
1 Location/Identification				
a	Is the well visible and accessible?	✓		
b	Is the well properly identified with the correct well ID?	✓		
c	Is the well in a high traffic area and does the well require protection from traffic?		✓	
d	Is the drainage around the well acceptable? (no standing water, nor is well located in obvious drainage flow path)	✓		
2 Protective Casing				
a	Is the protective casing free from apparent damage and able to be secured?	✓		
b	Is the casing free of degradation or deterioration?	✓		
c	Does the casing have a functioning weep hole?	✓		
d	Is the annular space between casings clear of debris and water, or filled with pea gravel/sand?	✓		
e	Is the well locked and is the lock in good condition?	✓		
3 Surface pad				
a	Is the well pad in good condition (not cracked or broken)?	✓		
b	Is the well pad sloped away from the protective casing?	✓		
c	Is the well pad in complete contact with the protective casing?	✓		
d	Is the well pad in complete contact with the ground surface and stable? (not undermined by erosion, animal burrows, and does not move when stepped on)	✓		
e	Is the pad surface clean (not covered with sediment or debris)?	✓		
4 Internal casing				
a	Does the cap prevent entry of foreign material into the well?	✓		
b	Is the casing free of kinks or bends, or any obstructions from foreign objects (such as bailers)?	✓		
c	Is the well properly vented for equilibration of air pressure?	✓		
d	Is the survey point clearly marked on the inner casing?	✓		
e	Is the depth of the well consistent with the original well log?	✓		
f	Is the casing stable? (or does the pvc move easily when touched or can it be taken apart by hand due to lack of grout or use of slip couplings in construction)	✓		
5 Sampling: Groundwater Wells Only:				
a	Does well recharge adequately when purged?			✓
b	If dedicated sampling equipment installed, is it in good condition and specified in the approved groundwater plan for the facility?	✓		
c	Does the well require redevelopment (low flow, turbid)?		✓	
6	Based on your professional judgement, is the well construction / location appropriate to 1) achieve the objectives of the Groundwater Monitoring Program and 2) comply with the applicable regulatory requirements?	✓		

7 Corrective actions as needed, by date:

Signature and Seal of PE/PG responsible for inspection

Groundwater Monitoring Well Integrity Form

Site Name: Plant Bowen AP
Permit Number:
Well ID: BGWA-29
Date: 2/8/22

		yes	no	n/a
1 Location/Identification				
a	Is the well visible and accessible?	✓		
b	Is the well properly identified with the correct well ID?	✓		
c	Is the well in a high traffic area and does the well require protection from traffic?		✓	
d	Is the drainage around the well acceptable? (no standing water, nor is well located in obvious drainage flow path)	✓		
2 Protective Casing				
a	Is the protective casing free from apparent damage and able to be secured?	✓		
b	Is the casing free of degradation or deterioration?	✓		
c	Does the casing have a functioning weep hole?	✓		
d	Is the annular space between casings clear of debris and water, or filled with pea gravel/sand?	✓		
e	Is the well locked and is the lock in good condition?	✓		
3 Surface pad				
a	Is the well pad in good condition (not cracked or broken)?	✓		
b	Is the well pad sloped away from the protective casing?	✓		
c	Is the well pad in complete contact with the protective casing?	✓		
d	Is the well pad in complete contact with the ground surface and stable? (not undermined by erosion, animal burrows, and does not move when stepped on)	✓		
e	Is the pad surface clean (not covered with sediment or debris)?	✓		
4 Internal casing				
a	Does the cap prevent entry of foreign material into the well?	✓		
b	Is the casing free of kinks or bends, or any obstructions from foreign objects (such as bailers)?	✓		
c	Is the well properly vented for equilibration of air pressure?	✓		
d	Is the survey point clearly marked on the inner casing?	✓		
e	Is the depth of the well consistent with the original well log?	✓		
f	Is the casing stable? (or does the pvc move easily when touched or can it be taken apart by hand due to lack of grout or use of slip couplings in construction)	✓		
5 Sampling: Groundwater Wells Only:				
a	Does well recharge adequately when purged?	✓		
b	If dedicated sampling equipment installed, is it in good condition and specified in the approved groundwater plan for the facility?	✓		
c	Does the well require redevelopment (low flow, turbid)?		✓	
6	Based on your professional judgement, is the well construction / location appropriate to 1) achieve the objectives of the Groundwater Monitoring Program and 2) comply with the applicable regulatory requirements?	✓		

7 Corrective actions as needed, by date:

Signature and Seal of PE/PG responsible for inspection

Groundwater Monitoring Well Integrity Form

Site Name: Plant Bowen AP
Permit Number:
Well ID: BGWC-30
Date: 2/8/22

		yes	no	n/a
1 Location/Identification				
a	Is the well visible and accessible?	✓		
b	Is the well properly identified with the correct well ID?	✓		
c	Is the well in a high traffic area and does the well require protection from traffic?		✓	
d	Is the drainage around the well acceptable? (no standing water, nor is well located in obvious drainage flow path)	✓		
2 Protective Casing				
a	Is the protective casing free from apparent damage and able to be secured?	✓		
b	Is the casing free of degradation or deterioration?	✓		
c	Does the casing have a functioning weep hole?	✓		
d	Is the annular space between casings clear of debris and water, or filled with pea gravel/sand?	✓		
e	Is the well locked and is the lock in good condition?	✓		
3 Surface pad				
a	Is the well pad in good condition (not cracked or broken)?	✓		
b	Is the well pad sloped away from the protective casing?	✓		
c	Is the well pad in complete contact with the protective casing?	✓		
d	Is the well pad in complete contact with the ground surface and stable? (not undermined by erosion, animal burrows, and does not move when stepped on)	✓		
e	Is the pad surface clean (not covered with sediment or debris)?	✓		
4 Internal casing				
a	Does the cap prevent entry of foreign material into the well?	✓		
b	Is the casing free of kinks or bends, or any obstructions from foreign objects (such as bailers)?	✓		
c	Is the well properly vented for equilibration of air pressure?	✓		
d	Is the survey point clearly marked on the inner casing?	✓		
e	Is the depth of the well consistent with the original well log?	✓		
f	Is the casing stable? (or does the pvc move easily when touched or can it be taken apart by hand due to lack of grout or use of slip couplings in construction)	✓		
5 Sampling: Groundwater Wells Only				
a	Does well recharge adequately when purged?	✓		
b	If dedicated sampling equipment installed, is it in good condition and specified in the approved groundwater plan for the facility?			✓
c	Does the well require redevelopment (low flow, turbid)?		✓	
6	Based on your professional judgement, is the well construction / location appropriate to 1) achieve the objectives of the Groundwater Monitoring Program and 2) comply with the applicable regulatory requirements?	✓		

7 Corrective actions as needed, by date:

Signature and Seal of PE/PG responsible for inspection

Groundwater Monitoring Well Integrity Form

Site Name: [illegible]
Permit Number: —
Well ID: [illegible]
Date: [illegible]

		yes	no	n/a
1 Location/Identification				
a	Is the well visible and accessible?	X		
b	Is the well properly identified with the correct well ID?	X		
c	Is the well in a high traffic area and does the well require protection from traffic?		X	
d	Is the drainage around the well acceptable? (no standing water, nor is well located in obvious drainage flow path)	X		
2 Protective Casing				
a	Is the protective casing free from apparent damage and able to be secured?	X		
b	Is the casing free of degradation or deterioration?	X		
c	Does the casing have a functioning weep hole?	X		
d	Is the annular space between casings clear of debris and water, or filled with pea gravel/sand?	X		
e	Is the well locked and is the lock in good condition?	X		
3 Surface pad				
a	Is the well pad in good condition (not cracked or broken)?	X		
b	Is the well pad sloped away from the protective casing?	X		
c	Is the well pad in complete contact with the protective casing?	X		
d	Is the well pad in complete contact with the ground surface and stable? (not undermined by erosion, animal burrows, and does not move when stepped on)	X		
e	Is the pad surface clean (not covered with sediment or debris)?	X		
4 Internal casing				
a	Does the cap prevent entry of foreign material into the well?	X		
b	Is the casing free of kinks or bends, or any obstructions from foreign objects (such as bailers)?	X		
c	Is the well properly vented for equilibration of air pressure?	X		
d	Is the survey point clearly marked on the inner casing?	X		
e	Is the depth of the well consistent with the original well log?	X		
f	Is the casing stable? (or does the pvc move easily when touched or can it be taken apart by hand due to lack of grout or use of slip couplings in construction)	X		
5 Sampling: Groundwater Wells Only:				
a	Does well recharge adequately when purged?	X		
b	If dedicated sampling equipment installed, is it in good condition and specified in the approved groundwater plan for the facility?	X		
c	Does the well require redevelopment (low flow, turbid)?		X	
6	Based on your professional judgement, is the well construction / location appropriate to 1) achieve the objectives of the Groundwater Monitoring Program and 2) comply with the applicable regulatory requirements?	X		

7 Corrective actions as needed, by date:

Signature and Seal of PE/PG responsible for inspection

Groundwater Monitoring Well Integrity Form

Site Name: Bowen AP
Permit Number:
Well ID: BGWC-32
Date: 2/8/22

		yes	no	n/a
1 Location/Identification				
a	Is the well visible and accessible?	✓		
b	Is the well properly identified with the correct well ID?	✓		
c	Is the well in a high traffic area and does the well require protection from traffic?		✓	
d	Is the drainage around the well acceptable? (no standing water, nor is well located in obvious drainage flow path)	✓		
2 Protective Casing				
a	Is the protective casing free from apparent damage and able to be secured?	✓		
b	Is the casing free of degradation or deterioration?	✓		
c	Does the casing have a functioning weep hole?	✓		
d	Is the annular space between casings clear of debris and water, or filled with pea gravel/sand?	✓		
e	Is the well locked and is the lock in good condition?	✓		
3 Surface pad				
a	Is the well pad in good condition (not cracked or broken)?	✓		
b	Is the well pad sloped away from the protective casing?	✓		
c	Is the well pad in complete contact with the protective casing?	✓		
d	Is the well pad in complete contact with the ground surface and stable? (not undermined by erosion, animal burrows, and does not move when stepped on)	✓		
e	Is the pad surface clean (not covered with sediment or debris)?	✓		
4 Internal casing				
a	Does the cap prevent entry of foreign material into the well?	✓		
b	Is the casing free of kinks or bends, or any obstructions from foreign objects (such as bailers)?	✓		
c	Is the well properly vented for equilibration of air pressure?	✓		
d	Is the survey point clearly marked on the inner casing?	✓		
e	Is the depth of the well consistent with the original well log?	✓		
f	Is the casing stable? (or does the pvc move easily when touched or can it be taken apart by hand due to lack of grout or use of slip couplings in construction)	✓		
5 Sampling: Groundwater Wells Only:				
a	Does well recharge adequately when purged?	✓		
b	If dedicated sampling equipment installed, is it in good condition and specified in the approved groundwater plan for the facility?	✓		
c	Does the well require redevelopment (low flow, turbid)?		✓	
6	Based on your professional judgement, is the well construction / location appropriate to 1) achieve the objectives of the Groundwater Monitoring Program and 2) comply with the applicable regulatory requirements?	✓		

7 Corrective actions as needed, by date:

Signature and Seal of PE/PG responsible for inspection

Groundwater Monitoring Well Integrity Form

Site Name: Plant Bowen AP
Permit Number:
Well ID: BGWA-33
Date: 2/8/22

		yes	no	n/a
1 Location/Identification				
a	Is the well visible and accessible?	✓		
b	Is the well properly identified with the correct well ID?	✓		
c	Is the well in a high traffic area and does the well require protection from traffic?		✓	
d	Is the drainage around the well acceptable? (no standing water, nor is well located in obvious drainage flow path)	✓		
2 Protective Casing				
a	Is the protective casing free from apparent damage and able to be secured?	✓		
b	Is the casing free of degradation or deterioration?	✓		
c	Does the casing have a functioning weep hole?	✓		
d	Is the annular space between casings clear of debris and water, or filled with pea gravel/sand?	✓		
e	Is the well locked and is the lock in good condition?	✓		
3 Surface pad				
a	Is the well pad in good condition (not cracked or broken)?	✓		
b	Is the well pad sloped away from the protective casing?	✓		
c	Is the well pad in complete contact with the protective casing?	✓		
d	Is the well pad in complete contact with the ground surface and stable? (not undermined by erosion, animal burrows, and does not move when stepped on)	✓		
e	Is the pad surface clean (not covered with sediment or debris)?	✓		
4 Internal casing				
a	Does the cap prevent entry of foreign material into the well?	✓		
b	Is the casing free of kinks or bends, or any obstructions from foreign objects (such as bailers)?	✓		
c	Is the well properly vented for equilibration of air pressure?	✓		
d	Is the survey point clearly marked on the inner casing?	✓		
e	Is the depth of the well consistent with the original well log?	✓		
f	Is the casing stable? (or does the pvc move easily when touched or can it be taken apart by hand due to lack of grout or use of slip couplings in construction)	✓		
5 Sampling: Groundwater Wells Only:				
a	Does well recharge adequately when purged?		✓	
b	If dedicated sampling equipment installed, is it in good condition and specified in the approved groundwater plan for the facility?			✓
c	Does the well require redevelopment (low flow, turbid)?		✓	
6	Based on your professional judgement, is the well construction / location appropriate to 1) achieve the objectives of the Groundwater Monitoring Program and 2) comply with the applicable regulatory requirements?	✓		

7 Corrective actions as needed, by date:

Signature and Seal of PE/PG responsible for inspection

Groundwater Monitoring Well Integrity Form

Site Name: Bowen AP
Permit Number:
Well ID: BGWC-34D
Date: 2/8/22

		yes	no	n/a
1 Location/Identification				
a	Is the well visible and accessible?	✓		
b	Is the well properly identified with the correct well ID?	✓		
c	Is the well in a high traffic area and does the well require protection from traffic?		✓	
d	Is the drainage around the well acceptable? (no standing water, nor is well located in obvious drainage flow path)	✓		
2 Protective Casing				
a	Is the protective casing free from apparent damage and able to be secured?	✓		
b	Is the casing free of degradation or deterioration?	✓		
c	Does the casing have a functioning weep hole?	✓		
d	Is the annular space between casings clear of debris and water, or filled with pea gravel/sand?	✓		
e	Is the well locked and is the lock in good condition?	✓		
3 Surface pad				
a	Is the well pad in good condition (not cracked or broken)?	✓		
b	Is the well pad sloped away from the protective casing?	✓		
c	Is the well pad in complete contact with the protective casing?	✓		
d	Is the well pad in complete contact with the ground surface and stable? (not undermined by erosion, animal burrows, and does not move when stepped on)	✓		
e	Is the pad surface clean (not covered with sediment or debris)?	✓		
4 Internal casing				
a	Does the cap prevent entry of foreign material into the well?	✓		
b	Is the casing free of kinks or bends, or any obstructions from foreign objects (such as bailers)?	✓		
c	Is the well properly vented for equilibration of air pressure?	✓		
d	Is the survey point clearly marked on the inner casing?	✓		
e	Is the depth of the well consistent with the original well log?	✓		
f	Is the casing stable? (or does the pvc move easily when touched or can it be taken apart by hand due to lack of grout or use of slip couplings in construction)	✓		
5 Sampling: Groundwater Wells Only:				
a	Does well recharge adequately when purged?	✓		
b	If dedicated sampling equipment installed, is it in good condition and specified in the approved groundwater plan for the facility?	✓		
c	Does the well require redevelopment (low flow, turbid)?		✓	
6	Based on your professional judgement, is the well construction / location appropriate to 1) achieve the objectives of the Groundwater Monitoring Program and 2) comply with the applicable regulatory requirements?	✓		

7 Corrective actions as needed, by date:

Signature and Seal of PE/PG responsible for inspection

Groundwater Monitoring Well Integrity Form

Site Name: Bowen AP
Permit Number:
Well ID: BGWC-35D
Date: 2/8/22

		yes	no	n/a
1 Location/Identification				
a	Is the well visible and accessible?	✓		
b	Is the well properly identified with the correct well ID?	✓		
c	Is the well in a high traffic area and does the well require protection from traffic?		✓	
d	Is the drainage around the well acceptable? (no standing water, nor is well located in obvious drainage flow path)	✓		
2 Protective Casing				
a	Is the protective casing free from apparent damage and able to be secured?	✓		
b	Is the casing free of degradation or deterioration?	✓		
c	Does the casing have a functioning weep hole?	✓		
d	Is the annular space between casings clear of debris and water, or filled with pea gravel/sand?	✓		
e	Is the well locked and is the lock in good condition?	✓		
3 Surface pad				
a	Is the well pad in good condition (not cracked or broken)?	✓		
b	Is the well pad sloped away from the protective casing?	✓		
c	Is the well pad in complete contact with the protective casing?	✓		
d	Is the well pad in complete contact with the ground surface and stable? (not undermined by erosion, animal burrows, and does not move when stepped on)	✓		
e	Is the pad surface clean (not covered with sediment or debris)?	✓		
4 Internal casing				
a	Does the cap prevent entry of foreign material into the well?	✓		
b	Is the casing free of kinks or bends, or any obstructions from foreign objects (such as bailers)?	✓		
c	Is the well properly vented for equilibration of air pressure?	✓		
d	Is the survey point clearly marked on the inner casing?	✓		
e	Is the depth of the well consistent with the original well log?	✓		
f	Is the casing stable? (or does the pvc move easily when touched or can it be taken apart by hand due to lack of grout or use of slip couplings in construction)	✓		
5 Sampling: Groundwater Wells Only:				
a	Does well recharge adequately when purged?	✓		
b	If dedicated sampling equipment installed, is it in good condition and specified in the approved groundwater plan for the facility?	✓		
c	Does the well require redevelopment (low flow, turbid)?		✓	
6	Based on your professional judgement, is the well construction / location appropriate to 1) achieve the objectives of the Groundwater Monitoring Program and 2) comply with the applicable regulatory requirements?	✓		

7 Corrective actions as needed, by date:

Signature and Seal of PE/PG responsible for inspection

Groundwater Monitoring Well Integrity Form

Site Name: Plant Bowen AP
Permit Number:
Well ID: BGWC-36D
Date: 2/8/22

		yes	no	n/a
1 Location/Identification				
a	Is the well visible and accessible?	✓		
b	Is the well properly identified with the correct well ID?	✓		
c	Is the well in a high traffic area and does the well require protection from traffic?		✓	
d	Is the drainage around the well acceptable? (no standing water, nor is well located in obvious drainage flow path)	✓		
2 Protective Casing				
a	Is the protective casing free from apparent damage and able to be secured?	✓		
b	Is the casing free of degradation or deterioration?	✓		
c	Does the casing have a functioning weep hole?	✓		
d	Is the annular space between casings clear of debris and water, or filled with pea gravel/sand?	✓		
e	Is the well locked and is the lock in good condition?	✓		
3 Surface pad				
a	Is the well pad in good condition (not cracked or broken)?	✓		
b	Is the well pad sloped away from the protective casing?	✓		
c	Is the well pad in complete contact with the protective casing?	✓		
d	Is the well pad in complete contact with the ground surface and stable? (not undermined by erosion, animal burrows, and does not move when stepped on)	✓		
e	Is the pad surface clean (not covered with sediment or debris)?	✓		
4 Internal casing				
a	Does the cap prevent entry of foreign material into the well?	✓		
b	Is the casing free of kinks or bends, or any obstructions from foreign objects (such as bailers)?	✓		
c	Is the well properly vented for equilibration of air pressure?	✓		
d	Is the survey point clearly marked on the inner casing?	✓		
e	Is the depth of the well consistent with the original well log?	✓		
f	Is the casing stable? (or does the pvc move easily when touched or can it be taken apart by hand due to lack of grout or use of slip couplings in construction)	✓		
5 Sampling: Groundwater Wells Only:				
a	Does well recharge adequately when purged?	✓		
b	If dedicated sampling equipment installed, is it in good condition and specified in the approved groundwater plan for the facility?	✓		
c	Does the well require redevelopment (low flow, turbid)?		✓	
6	Based on your professional judgement, is the well construction / location appropriate to 1) achieve the objectives of the Groundwater Monitoring Program and 2) comply with the applicable regulatory requirements?	✓		

7 Corrective actions as needed, by date:

Signature and Seal of PE/PG responsible for inspection

Groundwater Monitoring Well Integrity Form

Site Name: Bowen AP
Permit Number:
Well ID: BGWC- 37D
Date: 2/8/22

		yes	no	n/a
1 Location/Identification				
a	Is the well visible and accessible?	✓		
b	Is the well properly identified with the correct well ID?	✓		
c	Is the well in a high traffic area and does the well require protection from traffic?		✓	
d	Is the drainage around the well acceptable? (no standing water, nor is well located in obvious drainage flow path)	✓		
2 Protective Casing				
a	Is the protective casing free from apparent damage and able to be secured?	✓		
b	Is the casing free of degradation or deterioration?	✓		
c	Does the casing have a functioning weep hole?	✓		
d	Is the annular space between casings clear of debris and water, or filled with pea gravel/sand?	✓		
e	Is the well locked and is the lock in good condition?	✓		
3 Surface pad				
a	Is the well pad in good condition (not cracked or broken)?	✓		
b	Is the well pad sloped away from the protective casing?	✓		
c	Is the well pad in complete contact with the protective casing?	✓		
d	Is the well pad in complete contact with the ground surface and stable? (not undermined by erosion, animal burrows, and does not move when stepped on)	✓		
e	Is the pad surface clean (not covered with sediment or debris)?	✓		
4 Internal casing				
a	Does the cap prevent entry of foreign material into the well?	✓		
b	Is the casing free of kinks or bends, or any obstructions from foreign objects (such as bailers)?	✓		
c	Is the well properly vented for equilibration of air pressure?	✓		
d	Is the survey point clearly marked on the inner casing?	✓		
e	Is the depth of the well consistent with the original well log?	✓		
f	Is the casing stable? (or does the pvc move easily when touched or can it be taken apart by hand due to lack of grout or use of slip couplings in construction)	✓		
5 Sampling: Groundwater Wells Only:				
a	Does well recharge adequately when purged?	✓		
b	If dedicated sampling equipment installed, is it in good condition and specified in the approved groundwater plan for the facility?	✓		
c	Does the well require redevelopment (low flow, turbid)?		✓	
6	Based on your professional judgement, is the well construction / location appropriate to 1) achieve the objectives of the Groundwater Monitoring Program and 2) comply with the applicable regulatory requirements?	✓		

7 Corrective actions as needed, by date:

Signature and Seal of PE/PG responsible for inspection

Groundwater Monitoring Well Integrity Form

Site Name: Plant Bowen AP
Permit Number:
Well ID: BGWC-38D
Date: 2/8/22

		yes	no	n/a
1 Location/Identification				
a	Is the well visible and accessible?	✓		
b	Is the well properly identified with the correct well ID?	✓		
c	Is the well in a high traffic area and does the well require protection from traffic?		✓	
d	Is the drainage around the well acceptable? (no standing water, nor is well located in obvious drainage flow path)	✓		
2 Protective Casing				
a	Is the protective casing free from apparent damage and able to be secured?	✓		
b	Is the casing free of degradation or deterioration?	✓		
c	Does the casing have a functioning weep hole?	✓		
d	Is the annular space between casings clear of debris and water, or filled with pea gravel/sand?	✓		
e	Is the well locked and is the lock in good condition?	✓		
3 Surface pad				
a	Is the well pad in good condition (not cracked or broken)?	✓		
b	Is the well pad sloped away from the protective casing?	✓		
c	Is the well pad in complete contact with the protective casing?	✓		
d	Is the well pad in complete contact with the ground surface and stable? (not undermined by erosion, animal burrows, and does not move when stepped on)	✓		
e	Is the pad surface clean (not covered with sediment or debris)?	✓		
4 Internal casing				
a	Does the cap prevent entry of foreign material into the well?	✓		
b	Is the casing free of kinks or bends, or any obstructions from foreign objects (such as bailers)?	✓		
c	Is the well properly vented for equilibration of air pressure?	✓		
d	Is the survey point clearly marked on the inner casing?	✓		
e	Is the depth of the well consistent with the original well log?	✓		
f	Is the casing stable? (or does the pvc move easily when touched or can it be taken apart by hand due to lack of grout or use of slip couplings in construction)	✓		
5 Sampling: Groundwater Wells Only				
a	Does well recharge adequately when purged?	✓		
b	If dedicated sampling equipment installed, is it in good condition and specified in the approved groundwater plan for the facility?			✓
c	Does the well require redevelopment (low flow, turbid)?		✓	
6	Based on your professional judgement, is the well construction / location appropriate to 1) achieve the objectives of the Groundwater Monitoring Program and 2) comply with the applicable regulatory requirements?	✓		

7 Corrective actions as needed, by date:

Signature and Seal of PE/PG responsible for inspection

Groundwater Monitoring Well Integrity Form

Site Name: Bowen AP
Permit Number:
Well ID: BGWC-39
Date: 2/8/22

		yes	no	n/a
1 Location/Identification				
a	Is the well visible and accessible?	✓		
b	Is the well properly identified with the correct well ID?	✓		
c	Is the well in a high traffic area and does the well require protection from traffic?		✓	
d	Is the drainage around the well acceptable? (no standing water, nor is well located in obvious drainage flow path)	✓		
2 Protective Casing				
a	Is the protective casing free from apparent damage and able to be secured?	✓		
b	Is the casing free of degradation or deterioration?	✓		
c	Does the casing have a functioning weep hole?	✓		
d	Is the annular space between casings clear of debris and water, or filled with pea gravel/sand?	✓		
e	Is the well locked and is the lock in good condition?	✓		
3 Surface pad				
a	Is the well pad in good condition (not cracked or broken)?	✓		
b	Is the well pad sloped away from the protective casing?	✓		
c	Is the well pad in complete contact with the protective casing?	✓		
d	Is the well pad in complete contact with the ground surface and stable? (not undermined by erosion, animal burrows, and does not move when stepped on)	✓		
e	Is the pad surface clean (not covered with sediment or debris)?	✓		
4 Internal casing				
a	Does the cap prevent entry of foreign material into the well?	✓		
b	Is the casing free of kinks or bends, or any obstructions from foreign objects (such as bailers)?	✓		
c	Is the well properly vented for equilibration of air pressure?	✓		
d	Is the survey point clearly marked on the inner casing?	✓		
e	Is the depth of the well consistent with the original well log?	✓		
f	Is the casing stable? (or does the pvc move easily when touched or can it be taken apart by hand due to lack of grout or use of slip couplings in construction)	✓		
5 Sampling: Groundwater Wells Only:				
a	Does well recharge adequately when purged?		✓	
b	If dedicated sampling equipment installed, is it in good condition and specified in the approved groundwater plan for the facility?			✓
c	Does the well require redevelopment (low flow, turbid)?		✓	
6	Based on your professional judgement, is the well construction / location appropriate to 1) achieve the objectives of the Groundwater Monitoring Program and 2) comply with the applicable regulatory requirements?	✓		

7 Corrective actions as needed, by date:

Signature and Seal of PE/PG responsible for inspection

Groundwater Monitoring Well Integrity Form

Site Name: Bowen AP
Permit Number:
Well ID: BGWC-40
Date: 2/8/22

		yes	no	n/a
1 Location/Identification				
a	Is the well visible and accessible?	✓		
b	Is the well properly identified with the correct well ID?	✓		
c	Is the well in a high traffic area and does the well require protection from traffic?		✓	
d	Is the drainage around the well acceptable? (no standing water, nor is well located in obvious drainage flow path)	✓		
2 Protective Casing				
a	Is the protective casing free from apparent damage and able to be secured?	✓		
b	Is the casing free of degradation or deterioration?	✓		
c	Does the casing have a functioning weep hole?	✓		
d	Is the annular space between casings clear of debris and water, or filled with pea gravel/sand?	✓		
e	Is the well locked and is the lock in good condition?	✓		
3 Surface pad				
a	Is the well pad in good condition (not cracked or broken)?	✓		
b	Is the well pad sloped away from the protective casing?	✓		
c	Is the well pad in complete contact with the protective casing?	✓		
d	Is the well pad in complete contact with the ground surface and stable? (not undermined by erosion, animal burrows, and does not move when stepped on)	✓		
e	Is the pad surface clean (not covered with sediment or debris)?	✓		
4 Internal casing				
a	Does the cap prevent entry of foreign material into the well?	✓		
b	Is the casing free of kinks or bends, or any obstructions from foreign objects (such as bailers)?	✓		
c	Is the well properly vented for equilibration of air pressure?	✓		
d	Is the survey point clearly marked on the inner casing?	✓		
e	Is the depth of the well consistent with the original well log?	✓		
f	Is the casing stable? (or does the pvc move easily when touched or can it be taken apart by hand due to lack of grout or use of slip couplings in construction)	✓		
5 Sampling: Groundwater Wells Only:				
a	Does well recharge adequately when purged?	✓		
b	If dedicated sampling equipment installed, is it in good condition and specified in the approved groundwater plan for the facility?	✓		
c	Does the well require redevelopment (low flow, turbid)?		✓	
6	Based on your professional judgement, is the well construction / location appropriate to 1) achieve the objectives of the Groundwater Monitoring Program and 2) comply with the applicable regulatory requirements?	✓		

7 Corrective actions as needed, by date:

Signature and Seal of PE/PG responsible for inspection

Groundwater Monitoring Well Integrity Form

Site Name: Bowen AP
Permit Number:
Well ID: BGWC-41D
Date: 2/8/22

		yes	no	n/a
1 Location/Identification				
a	Is the well visible and accessible?	✓		
b	Is the well properly identified with the correct well ID?	✓		
c	Is the well in a high traffic area and does the well require protection from traffic?		✓	
d	Is the drainage around the well acceptable? (no standing water, nor is well located in obvious drainage flow path)	✓		
2 Protective Casing				
a	Is the protective casing free from apparent damage and able to be secured?	✓		
b	Is the casing free of degradation or deterioration?	✓		
c	Does the casing have a functioning weep hole?	✓		
d	Is the annular space between casings clear of debris and water, or filled with pea gravel/sand?	✓		
e	Is the well locked and is the lock in good condition?	✓		
3 Surface pad				
a	Is the well pad in good condition (not cracked or broken)?	✓		
b	Is the well pad sloped away from the protective casing?	✓		
c	Is the well pad in complete contact with the protective casing?	✓		
d	Is the well pad in complete contact with the ground surface and stable? (not undermined by erosion, animal burrows, and does not move when stepped on)	✓		
e	Is the pad surface clean (not covered with sediment or debris)?	✓		
4 Internal casing				
a	Does the cap prevent entry of foreign material into the well?	✓		
b	Is the casing free of kinks or bends, or any obstructions from foreign objects (such as bailers)?	✓		
c	Is the well properly vented for equilibration of air pressure?	✓		
d	Is the survey point clearly marked on the inner casing?	✓		
e	Is the depth of the well consistent with the original well log?	✓		
f	Is the casing stable? (or does the pvc move easily when touched or can it be taken apart by hand due to lack of grout or use of slip couplings in construction)	✓		
5 Sampling: Groundwater Wells Only:				
a	Does well recharge adequately when purged?	✓		
b	If dedicated sampling equipment installed, is it in good condition and specified in the approved groundwater plan for the facility?	✓		
c	Does the well require redevelopment (low flow, turbid)?		✓	
6	Based on your professional judgement, is the well construction / location appropriate to 1) achieve the objectives of the Groundwater Monitoring Program and 2) comply with the applicable regulatory requirements?	✓		

7 Corrective actions as needed, by date:

Signature and Seal of PE/PG responsible for inspection

Groundwater Monitoring Well Integrity Form

Site Name: Bowen AP
Permit Number:
Well ID: BGWC-42D
Date: 2/8/22

		yes	no	n/a
1 Location/Identification				
a	Is the well visible and accessible?	✓		
b	Is the well properly identified with the correct well ID?	✓		
c	Is the well in a high traffic area and does the well require protection from traffic?		✓	
d	Is the drainage around the well acceptable? (no standing water, nor is well located in obvious drainage flow path)	✓		
2 Protective Casing				
a	Is the protective casing free from apparent damage and able to be secured?	✓		
b	Is the casing free of degradation or deterioration?	✓		
c	Does the casing have a functioning weep hole?	✓		
d	Is the annular space between casings clear of debris and water, or filled with pea gravel/sand?	✓		
e	Is the well locked and is the lock in good condition?	✓		
3 Surface pad				
a	Is the well pad in good condition (not cracked or broken)?	✓		
b	Is the well pad sloped away from the protective casing?	✓		
c	Is the well pad in complete contact with the protective casing?	✓		
d	Is the well pad in complete contact with the ground surface and stable? (not undermined by erosion, animal burrows, and does not move when stepped on)	✓		
e	Is the pad surface clean (not covered with sediment or debris)?	✓		
4 Internal casing				
a	Does the cap prevent entry of foreign material into the well?	✓		
b	Is the casing free of kinks or bends, or any obstructions from foreign objects (such as bailers)?	✓		
c	Is the well properly vented for equilibration of air pressure?	✓		
d	Is the survey point clearly marked on the inner casing?	✓		
e	Is the depth of the well consistent with the original well log?	✓		
f	Is the casing stable? (or does the pvc move easily when touched or can it be taken apart by hand due to lack of grout or use of slip couplings in construction)	✓		
5 Sampling: Groundwater Wells Only:				
a	Does well recharge adequately when purged?	✓		
b	If dedicated sampling equipment installed, is it in good condition and specified in the approved groundwater plan for the facility?	✓		
c	Does the well require redevelopment (low flow, turbid)?		✓	
6	Based on your professional judgement, is the well construction / location appropriate to 1) achieve the objectives of the Groundwater Monitoring Program and 2) comply with the applicable regulatory requirements?	✓		

7 Corrective actions as needed, by date:

Signature and Seal of PE/PG responsible for inspection

Groundwater Monitoring Well Integrity Form

Site Name: Plant Bowen AP
Permit Number:
Well ID: BGWC-43D
Date: 2/8/22

		yes	no	n/a	
1 Location/Identification					
a	Is the well visible and accessible?	✓			
b	Is the well properly identified with the correct well ID?	✓			
c	Is the well in a high traffic area and does the well require protection from traffic?		✓		
d	Is the drainage around the well acceptable? (no standing water, nor is well located in obvious drainage flow path)	✓			
2 Protective Casing					
a	Is the protective casing free from apparent damage and able to be secured?	✓			
b	Is the casing free of degradation or deterioration?	✓			
c	Does the casing have a functioning weep hole?	✓			
d	Is the annular space between casings clear of debris and water, or filled with pea gravel/sand?	✓			
e	Is the well locked and is the lock in good condition?	✓			
3 Surface pad					
a	Is the well pad in good condition (not cracked or broken)?	✓			
b	Is the well pad sloped away from the protective casing?	✓			
c	Is the well pad in complete contact with the protective casing?	✓			
d	Is the well pad in complete contact with the ground surface and stable? (not undermined by erosion, animal burrows, and does not move when stepped on)	✓			
e	Is the pad surface clean (not covered with sediment or debris)?	✓			
4 Internal casing					
a	Does the cap prevent entry of foreign material into the well?	✓			
b	Is the casing free of kinks or bends, or any obstructions from foreign objects (such as bailers)?		✓		- kink
c	Is the well properly vented for equilibration of air pressure?	✓			
d	Is the survey point clearly marked on the inner casing?	✓			
e	Is the depth of the well consistent with the original well log?	✓			
f	Is the casing stable? (or does the pvc move easily when touched or can it be taken apart by hand due to lack of grout or use of slip couplings in construction)	✓			
5 Sampling: Groundwater Wells Only					
a	Does well recharge adequately when purged?	✓			
b	If dedicated sampling equipment installed, is it in good condition and specified in the approved groundwater plan for the facility?			✓	
c	Does the well require redevelopment (low flow, turbid)?		✓		
6	Based on your professional judgement, is the well construction / location appropriate to 1) achieve the objectives of the Groundwater Monitoring Program and 2) comply with the applicable regulatory requirements?	✓			

7 Corrective actions as needed, by date:

Signature and Seal of PE/PG responsible for inspection

Groundwater Monitoring Well Integrity Form

Site Name: Plant Bowen
Permit Number: —
Well ID: BGWL-44D
Date: 7/8/22

		yes	no	n/a
1 Location/Identification				
a	Is the well visible and accessible?	X		
b	Is the well properly identified with the correct well ID?	X		
c	Is the well in a high traffic area and does the well require protection from traffic?	(N/A)		
d	Is the drainage around the well acceptable? (no standing water, nor is well located in obvious drainage flow path)	X		
2 Protective Casing				
a	Is the protective casing free from apparent damage and able to be secured?	X		
b	Is the casing free of degradation or deterioration?	X		
c	Does the casing have a functioning weep hole?	X		
d	Is the annular space between casings clear of debris and water, or filled with pea gravel/sand?	X		
e	Is the well locked and is the lock in good condition?	X		
3 Surface pad				
a	Is the well pad in good condition (not cracked or broken)?	X		
b	Is the well pad sloped away from the protective casing?	X		
c	Is the well pad in complete contact with the protective casing?	X		
d	Is the well pad in complete contact with the ground surface and stable? (not undermined by erosion, animal burrows, and does not move when stepped on)	X		
e	Is the pad surface clean (not covered with sediment or debris)?	X		
4 Internal casing				
a	Does the cap prevent entry of foreign material into the well?	X		
b	Is the casing free of kinks or bends, or any obstructions from foreign objects (such as bailers)?	X		
c	Is the well properly vented for equilibration of air pressure?	X		
d	Is the survey point clearly marked on the inner casing?	X		
e	Is the depth of the well consistent with the original well log?	X		
f	Is the casing stable? (or does the pvc move easily when touched or can it be taken apart by hand due to lack of grout or use of slip couplings in construction)	X		
5 Sampling: Groundwater Wells Only:				
a	Does well recharge adequately when purged?	X		
b	If dedicated sampling equipment installed, is it in good condition and specified in the approved groundwater plan for the facility?	X		
c	Does the well require redevelopment (low flow, turbid)?		X	
6	Based on your professional judgement, is the well construction / location appropriate to 1) achieve the objectives of the Groundwater Monitoring Program and 2) comply with the applicable regulatory requirements?	X		

7 Corrective actions as needed, by date:

Signature and Seal of PE/PG responsible for inspection

Groundwater Monitoring Well Integrity Form

Site Name: Plant Bowen
Permit Number: —
Well ID: BOWA-47D
Date: 7/5/23

		yes	no	n/a
1 Location/Identification				
a	Is the well visible and accessible?	X		
b	Is the well properly identified with the correct well ID?	X		
c	Is the well in a high traffic area and does the well require protection from traffic?	(w) X	X	
d	Is the drainage around the well acceptable? (no standing water, nor is well located in obvious drainage flow path)	X		
2 Protective Casing				
a	Is the protective casing free from apparent damage and able to be secured?	X		
b	Is the casing free of degradation or deterioration?	X		
c	Does the casing have a functioning weep hole?	X		
d	Is the annular space between casings clear of debris and water, or filled with pea gravel/sand?	X		
e	Is the well locked and is the lock in good condition?	X		
3 Surface pad				
a	Is the well pad in good condition (not cracked or broken)?	X		
b	Is the well pad sloped away from the protective casing?	X		
c	Is the well pad in complete contact with the protective casing?	X		
d	Is the well pad in complete contact with the ground surface and stable? (not undermined by erosion, animal burrows, and does not move when stepped on)	X		
e	Is the pad surface clean (not covered with sediment or debris)?	X		
4 Internal casing				
a	Does the cap prevent entry of foreign material into the well?	X		
b	Is the casing free of kinks or bends, or any obstructions from foreign objects (such as bailers)?	X		
c	Is the well properly vented for equilibration of air pressure?	X		
d	Is the survey point clearly marked on the inner casing?	X		
e	Is the depth of the well consistent with the original well log?	X		
f	Is the casing stable? (or does the pvc move easily when touched or can it be taken apart by hand due to lack of grout or use of slip couplings in construction)	X		
5 Sampling: Groundwater Wells Only:				
a	Does well recharge adequately when purged?	X		
b	If dedicated sampling equipment installed, is it in good condition and specified in the approved groundwater plan for the facility?	X		
c	Does the well require redevelopment (low flow, turbid)?		X	
6	Based on your professional judgement, is the well construction / location appropriate to 1) achieve the objectives of the Groundwater Monitoring Program and 2) comply with the applicable regulatory requirements?	X		

7 Corrective actions as needed, by date:

Signature and Seal of PE/PG responsible for inspection

Groundwater Monitoring Well Integrity Form

Site Name: Plant Bowen
Permit Number: —
Well ID: BGWA-43D
Date: 2/8/22

		yes	no	n/a
1 Location/Identification				
a	Is the well visible and accessible?	X		
b	Is the well properly identified with the correct well ID?	X		
c	Is the well in a high traffic area and does the well require protection from traffic?		X	
d	Is the drainage around the well acceptable? (no standing water, nor is well located in obvious drainage flow path)	X		
2 Protective Casing				
a	Is the protective casing free from apparent damage and able to be secured?	X		
b	Is the casing free of degradation or deterioration?	X		
c	Does the casing have a functioning weep hole?	X		
d	Is the annular space between casings clear of debris and water, or filled with pea gravel/sand?	X		
e	Is the well locked and is the lock in good condition?	X		
3 Surface pad				
a	Is the well pad in good condition (not cracked or broken)?	X		
b	Is the well pad sloped away from the protective casing?	X		
c	Is the well pad in complete contact with the protective casing?	X		
d	Is the well pad in complete contact with the ground surface and stable? (not undermined by erosion, animal burrows, and does not move when stepped on)	X		
e	Is the pad surface clean (not covered with sediment or debris)?	X		
4 Internal casing				
a	Does the cap prevent entry of foreign material into the well?	X		
b	Is the casing free of kinks or bends, or any obstructions from foreign objects (such as bailers)?	X		
c	Is the well properly vented for equilibration of air pressure?	X		
d	Is the survey point clearly marked on the inner casing?	X		
e	Is the depth of the well consistent with the original well log?	X		
f	Is the casing stable? (or does the pvc move easily when touched or can it be taken apart by hand due to lack of grout or use of slip couplings in construction)	X		
5 Sampling: Groundwater Wells Only:				
a	Does well recharge adequately when purged?	X		
b	If dedicated sampling equipment installed, is it in good condition and specified in the approved groundwater plan for the facility?	X		
c	Does the well require redevelopment (low flow, turbid)?		X	
6	Based on your professional judgement, is the well construction / location appropriate to 1) achieve the objectives of the Groundwater Monitoring Program and 2) comply with the applicable regulatory requirements?	X		

7 Corrective actions as needed, by date:

Signature and Seal of PE/PG responsible for inspection

Groundwater Monitoring Well Integrity Form

Site Name: Plant Bowen AP
Permit Number:
Well ID: BGWC-49D
Date: 3/8/22

		yes	no	n/a
1 Location/Identification				
a	Is the well visible and accessible?	✓		
b	Is the well properly identified with the correct well ID?	✓		
c	Is the well in a high traffic area and does the well require protection from traffic?		✓	
d	Is the drainage around the well acceptable? (no standing water, nor is well located in obvious drainage flow path)	✓		
2 Protective Casing				
a	Is the protective casing free from apparent damage and able to be secured?	✓		
b	Is the casing free of degradation or deterioration?	✓		
c	Does the casing have a functioning weep hole?	✓		
d	Is the annular space between casings clear of debris and water, or filled with pea gravel/sand?	✓		
e	Is the well locked and is the lock in good condition?	✓		
3 Surface pad				
a	Is the well pad in good condition (not cracked or broken)?	✓		
b	Is the well pad sloped away from the protective casing?	✓		
c	Is the well pad in complete contact with the protective casing?	✓		
d	Is the well pad in complete contact with the ground surface and stable? (not undermined by erosion, animal burrows, and does not move when stepped on)	✓		
e	Is the pad surface clean (not covered with sediment or debris)?	✓		
4 Internal casing				
a	Does the cap prevent entry of foreign material into the well?	✓		
b	Is the casing free of kinks or bends, or any obstructions from foreign objects (such as bailers)?	✓		
c	Is the well properly vented for equilibration of air pressure?	✓		
d	Is the survey point clearly marked on the inner casing?	✓		
e	Is the depth of the well consistent with the original well log?	✓		
f	Is the casing stable? (or does the pvc move easily when touched or can it be taken apart by hand due to lack of grout or use of slip couplings in construction)	✓		
5 Sampling: Groundwater Wells Only:				
a	Does well recharge adequately when purged?	✓		
b	If dedicated sampling equipment installed, is it in good condition and specified in the approved groundwater plan for the facility?			✓
c	Does the well require redevelopment (low flow, turbid)?		✓	
6	Based on your professional judgement, is the well construction / location appropriate to 1) achieve the objectives of the Groundwater Monitoring Program and 2) comply with the applicable regulatory requirements?	✓		

7 Corrective actions as needed, by date:

Signature and Seal of PE/PG responsible for inspection

Groundwater Monitoring Well Integrity Form

Site Name: Plant Bowen
Permit Number: —
Well ID: BOW-6-SUD
Date: 7/8/22

		yes	no	n/a
1 Location/Identification				
a	Is the well visible and accessible?	X		
b	Is the well properly identified with the correct well ID?	X		
c	Is the well in a high traffic area and does the well require protection from traffic?		X	
d	Is the drainage around the well acceptable? (no standing water, nor is well located in obvious drainage flow path)	X		
2 Protective Casing				
a	Is the protective casing free from apparent damage and able to be secured?	X		
b	Is the casing free of degradation or deterioration?	X		
c	Does the casing have a functioning weep hole?	X		
d	Is the annular space between casings clear of debris and water, or filled with pea gravel/sand?	X		
e	Is the well locked and is the lock in good condition?	X		
3 Surface pad				
a	Is the well pad in good condition (not cracked or broken)?	X		
b	Is the well pad sloped away from the protective casing?	X		
c	Is the well pad in complete contact with the protective casing?	X		
d	Is the well pad in complete contact with the ground surface and stable? (not undermined by erosion, animal burrows, and does not move when stepped on)	X		
e	Is the pad surface clean (not covered with sediment or debris)?	X		
4 Internal casing				
a	Does the cap prevent entry of foreign material into the well?	X		
b	Is the casing free of kinks or bends, or any obstructions from foreign objects (such as bailers)?	X		
c	Is the well properly vented for equilibration of air pressure?	X		
d	Is the survey point clearly marked on the inner casing?	X		
e	Is the depth of the well consistent with the original well log?	X		
f	Is the casing stable? (or does the pvc move easily when touched or can it be taken apart by hand due to lack of grout or use of slip couplings in construction)	X		
5 Sampling: Groundwater Wells Only:				
a	Does well recharge adequately when purged?	X		
b	If dedicated sampling equipment installed, is it in good condition and specified in the approved groundwater plan for the facility?	X		
c	Does the well require redevelopment (low flow, turbid)?		X	
6	Based on your professional judgement, is the well construction / location appropriate to 1) achieve the objectives of the Groundwater Monitoring Program and 2) comply with the applicable regulatory requirements?	X		

7 Corrective actions as needed, by date:

Signature and Seal of PE/PG responsible for inspection

Groundwater Monitoring Well Integrity Form

Site Name: Plant Bowen AP
Permit Number:
Well ID: BGWC-51
Date: 2/8/22

		yes	no	n/a
1 Location/Identification				
a	Is the well visible and accessible?	✓		
b	Is the well properly identified with the correct well ID?	✓		
c	Is the well in a high traffic area and does the well require protection from traffic?		✓	
d	Is the drainage around the well acceptable? (no standing water, nor is well located in obvious drainage flow path)	✓		
2 Protective Casing				
a	Is the protective casing free from apparent damage and able to be secured?	✓		
b	Is the casing free of degradation or deterioration?	✓		
c	Does the casing have a functioning weep hole?	✓		
d	Is the annular space between casings clear of debris and water, or filled with pea gravel/sand?	✓		
e	Is the well locked and is the lock in good condition?	✓		
3 Surface pad				
a	Is the well pad in good condition (not cracked or broken)?	✓		
b	Is the well pad sloped away from the protective casing?	✓		
c	Is the well pad in complete contact with the protective casing?	✓		
d	Is the well pad in complete contact with the ground surface and stable? (not undermined by erosion, animal burrows, and does not move when stepped on)	✓		
e	Is the pad surface clean (not covered with sediment or debris)?	✓		
4 Internal casing				
a	Does the cap prevent entry of foreign material into the well?	✓		
b	Is the casing free of kinks or bends, or any obstructions from foreign objects (such as bailers)?	✓		
c	Is the well properly vented for equilibration of air pressure?	✓		
d	Is the survey point clearly marked on the inner casing?	✓		
e	Is the depth of the well consistent with the original well log?	✓		
f	Is the casing stable? (or does the pvc move easily when touched or can it be taken apart by hand due to lack of grout or use of slip couplings in construction)	✓		
5 Sampling: Groundwater Wells Only:				
a	Does well recharge adequately when purged?	✓		
b	If dedicated sampling equipment installed, is it in good condition and specified in the approved groundwater plan for the facility?			✓
c	Does the well require redevelopment (low flow, turbid)?		✓	
6	Based on your professional judgement, is the well construction / location appropriate to 1) achieve the objectives of the Groundwater Monitoring Program and 2) comply with the applicable regulatory requirements?	✓		

7 Corrective actions as needed, by date:

Signature and Seal of PE/PG responsible for inspection

Groundwater Monitoring Well Integrity Form

Site Name: Plant Bowen AP
Permit Number:
Well ID: BGWC-52
Date: 2/3/22

		yes	no	n/a
1 Location/Identification				
a	Is the well visible and accessible?	✓		
b	Is the well properly identified with the correct well ID?	✓		
c	Is the well in a high traffic area and does the well require protection from traffic?		✓	
d	Is the drainage around the well acceptable? (no standing water, nor is well located in obvious drainage flow path)	✓		
2 Protective Casing				
a	Is the protective casing free from apparent damage and able to be secured?	✓		
b	Is the casing free of degradation or deterioration?	✓		
c	Does the casing have a functioning weep hole?	✓		
d	Is the annular space between casings clear of debris and water, or filled with pea gravel/sand?	✓		
e	Is the well locked and is the lock in good condition?	✓		
3 Surface pad				
a	Is the well pad in good condition (not cracked or broken)?	✓		
b	Is the well pad sloped away from the protective casing?	✓		
c	Is the well pad in complete contact with the protective casing?	✓		
d	Is the well pad in complete contact with the ground surface and stable? (not undermined by erosion, animal burrows, and does not move when stepped on)	✓		
e	Is the pad surface clean (not covered with sediment or debris)?	✓		
4 Internal casing				
a	Does the cap prevent entry of foreign material into the well?	✓		
b	Is the casing free of kinks or bends, or any obstructions from foreign objects (such as bailers)?	✓		
c	Is the well properly vented for equilibration of air pressure?	✓		
d	Is the survey point clearly marked on the inner casing?	✓		
e	Is the depth of the well consistent with the original well log?	✓		
f	Is the casing stable? (or does the pvc move easily when touched or can it be taken apart by hand due to lack of grout or use of slip couplings in construction)	✓		
5 Sampling Groundwater Wells Only				
a	Does well recharge adequately when purged?	✓		
b	If dedicated sampling equipment installed, is it in good condition and specified in the approved groundwater plan for the facility?	✓		
c	Does the well require redevelopment (low flow, turbid)?		✓	
6	Based on your professional judgement, is the well construction / location appropriate to 1) achieve the objectives of the Groundwater Monitoring Program and 2) comply with the applicable regulatory requirements?	✓		

7 Corrective actions as needed, by date:

Signature and Seal of PE/PG responsible for inspection

Groundwater Monitoring Well Integrity Form

Site Name: Plant Bowen
Permit Number: —
Well ID: PZ-1
Date: 7/8/22

		yes	no	n/a
1 Location/Identification				
a	Is the well visible and accessible?	X		
b	Is the well properly identified with the correct well ID?	X		
c	Is the well in a high traffic area and does the well require protection from traffic?		X	
d	Is the drainage around the well acceptable? (no standing water, nor is well located in obvious drainage flow path)	X		
2 Protective Casing				
a	Is the protective casing free from apparent damage and able to be secured?	X		
b	Is the casing free of degradation or deterioration?	X		
c	Does the casing have a functioning weep hole?	X		
d	Is the annular space between casings clear of debris and water, or filled with pea gravel/sand?	X		
e	Is the well locked and is the lock in good condition?	X		
3 Surface pad				
a	Is the well pad in good condition (not cracked or broken)?	X		
b	Is the well pad sloped away from the protective casing?	X		
c	Is the well pad in complete contact with the protective casing?	X		
d	Is the well pad in complete contact with the ground surface and stable? (not undermined by erosion, animal burrows, and does not move when stepped on)	X		
e	Is the pad surface clean (not covered with sediment or debris)?	X		
4 Internal casing				
a	Does the cap prevent entry of foreign material into the well?	X		
b	Is the casing free of kinks or bends, or any obstructions from foreign objects (such as bailers)?	X		
c	Is the well properly vented for equilibration of air pressure?	X		
d	Is the survey point clearly marked on the inner casing?	X		
e	Is the depth of the well consistent with the original well log?	X		
f	Is the casing stable? (or does the pvc move easily when touched or can it be taken apart by hand due to lack of grout or use of slip couplings in construction)	X		
5 Sampling: Groundwater Wells Only:				
a	Does well recharge adequately when purged?			X
b	If dedicated sampling equipment installed, is it in good condition and specified in the approved groundwater plan for the facility?			X
c	Does the well require redevelopment (low flow, turbid)?			X
6	Based on your professional judgement, is the well construction / location appropriate to 1) achieve the objectives of the Groundwater Monitoring Program and 2) comply with the applicable regulatory requirements?	X		

7 Corrective actions as needed, by date:

Signature and Seal of PE/PG responsible for inspection

Groundwater Monitoring Well Integrity Form

Site Name: Plant Bowen AP
Permit Number:
Well ID: PZ-2
Date: 2/3/22

		yes	no	n/a
1 Location/Identification				
a	Is the well visible and accessible?	✓		
b	Is the well properly identified with the correct well ID?	✓		
c	Is the well in a high traffic area and does the well require protection from traffic?		✓	
d	Is the drainage around the well acceptable? (no standing water, nor is well located in obvious drainage flow path)	✓		
2 Protective Casing				
a	Is the protective casing free from apparent damage and able to be secured?	✓		
b	Is the casing free of degradation or deterioration?	✓		
c	Does the casing have a functioning weep hole?	✓		
d	Is the annular space between casings clear of debris and water, or filled with pea gravel/sand?	✓		
e	Is the well locked and is the lock in good condition?	✓		
3 Surface pad				
a	Is the well pad in good condition (not cracked or broken)?	✓		
b	Is the well pad sloped away from the protective casing?	✓		
c	Is the well pad in complete contact with the protective casing?	✓		
d	Is the well pad in complete contact with the ground surface and stable? (not undermined by erosion, animal burrows, and does not move when stepped on)	✓		
e	Is the pad surface clean (not covered with sediment or debris)?	✓		
4 Internal casing				
a	Does the cap prevent entry of foreign material into the well?	✓		
b	Is the casing free of kinks or bends, or any obstructions from foreign objects (such as bailers)?	✓		
c	Is the well properly vented for equilibration of air pressure?	✓		
d	Is the survey point clearly marked on the inner casing?	✓		
e	Is the depth of the well consistent with the original well log?	✓		
f	Is the casing stable? (or does the pvc move easily when touched or can it be taken apart by hand due to lack of grout or use of slip couplings in construction)	✓		
5 Sampling: Groundwater Wells Only:				
a	Does well recharge adequately when purged?			✓
b	If dedicated sampling equipment installed, is it in good condition and specified in the approved groundwater plan for the facility?			✓
c	Does the well require redevelopment (low flow, turbid)?			✓
6	Based on your professional judgement, is the well construction / location appropriate to 1) achieve the objectives of the Groundwater Monitoring Program and 2) comply with the applicable regulatory requirements?	✓		

7 Corrective actions as needed, by date:

Signature and Seal of PE/PG responsible for inspection

Groundwater Monitoring Well Integrity Form

Site Name: Plant Bowen AP
Permit Number:
Well ID: PZ-3
Date: 2/8/22

		yes	no	n/a
1 Location/Identification				
a	Is the well visible and accessible?	✓		
b	Is the well properly identified with the correct well ID?	✓		
c	Is the well in a high traffic area and does the well require protection from traffic?		✓	
d	Is the drainage around the well acceptable? (no standing water, nor is well located in obvious drainage flow path)	✓		
2 Protective Casing				
a	Is the protective casing free from apparent damage and able to be secured?	✓		
b	Is the casing free of degradation or deterioration?	✓		
c	Does the casing have a functioning weep hole?	✓		
d	Is the annular space between casings clear of debris and water, or filled with pea gravel/sand?	✓		
e	Is the well locked and is the lock in good condition?	✓		
3 Surface pad				
a	Is the well pad in good condition (not cracked or broken)?	✓		
b	Is the well pad sloped away from the protective casing?	✓		
c	Is the well pad in complete contact with the protective casing?	✓		
d	Is the well pad in complete contact with the ground surface and stable? (not undermined by erosion, animal burrows, and does not move when stepped on)	✓		
e	Is the pad surface clean (not covered with sediment or debris)?	✓		
4 Internal casing				
a	Does the cap prevent entry of foreign material into the well?	✓		
b	Is the casing free of kinks or bends, or any obstructions from foreign objects (such as bailers)?	✓		
c	Is the well properly vented for equilibration of air pressure?	✓		
d	Is the survey point clearly marked on the inner casing?	✓		
e	Is the depth of the well consistent with the original well log?	✓		
f	Is the casing stable? (or does the pvc move easily when touched or can it be taken apart by hand due to lack of grout or use of slip couplings in construction)	✓		
5 Sampling: Groundwater Wells Only:				
a	Does well recharge adequately when purged?			✓
b	If dedicated sampling equipment installed, is it in good condition and specified in the approved groundwater plan for the facility?			✓
c	Does the well require redevelopment (low flow, turbid)?			✓
6	Based on your professional judgement, is the well construction / location appropriate to 1) achieve the objectives of the Groundwater Monitoring Program and 2) comply with the applicable regulatory requirements?	✓		

7 Corrective actions as needed, by date:

Signature and Seal of PE/PG responsible for inspection

Groundwater Monitoring Well Integrity Form

Site Name: Plant Bowen AP
Permit Number:
Well ID: PZ-4
Date: 2/3/22

		yes	no	n/a
1 Location/Identification				
a	Is the well visible and accessible?	✓		
b	Is the well properly identified with the correct well ID?	✓		
c	Is the well in a high traffic area and does the well require protection from traffic?		✓	
d	Is the drainage around the well acceptable? (no standing water, nor is well located in obvious drainage flow path)	✓		
2 Protective Casing				
a	Is the protective casing free from apparent damage and able to be secured?	✓		
b	Is the casing free of degradation or deterioration?	✓		
c	Does the casing have a functioning weep hole?	✓		
d	Is the annular space between casings clear of debris and water, or filled with pea gravel/sand?	✓		
e	Is the well locked and is the lock in good condition?	✓		
3 Surface pad				
a	Is the well pad in good condition (not cracked or broken)?	✓		
b	Is the well pad sloped away from the protective casing?	✓		
c	Is the well pad in complete contact with the protective casing?	✓		
d	Is the well pad in complete contact with the ground surface and stable? (not undermined by erosion, animal burrows, and does not move when stepped on)	✓		
e	Is the pad surface clean (not covered with sediment or debris)?	✓		
4 Internal casing				
a	Does the cap prevent entry of foreign material into the well?	✓		
b	Is the casing free of kinks or bends, or any obstructions from foreign objects (such as bailers)?	✓		
c	Is the well properly vented for equilibration of air pressure?	✓		
d	Is the survey point clearly marked on the inner casing?	✓		
e	Is the depth of the well consistent with the original well log?	✓		
f	Is the casing stable? (or does the pvc move easily when touched or can it be taken apart by hand due to lack of grout or use of slip couplings in construction)	✓		
5 Sampling: Groundwater Wells Only:				
a	Does well recharge adequately when purged?			✓
b	If dedicated sampling equipment installed, is it in good condition and specified in the approved groundwater plan for the facility?			✓
c	Does the well require redevelopment (low flow, turbid)?			✓
6	Based on your professional judgement, is the well construction / location appropriate to 1) achieve the objectives of the Groundwater Monitoring Program and 2) comply with the applicable regulatory requirements?	✓		

7 Corrective actions as needed, by date:

Signature and Seal of PE/PG responsible for inspection

Groundwater Monitoring Well Integrity Form

Site Name: Plant Bowen AP
Permit Number:
Well ID: PZ-5
Date: 2/8/22

		yes	no	n/a
1 Location/Identification				
a	Is the well visible and accessible?	✓		
b	Is the well properly identified with the correct well ID?	✓		
c	Is the well in a high traffic area and does the well require protection from traffic?		✓	
d	Is the drainage around the well acceptable? (no standing water, nor is well located in obvious drainage flow path)	✓		
2 Protective Casing				
a	Is the protective casing free from apparent damage and able to be secured?	✓		
b	Is the casing free of degradation or deterioration?	✓		
c	Does the casing have a functioning weep hole?	✓		
d	Is the annular space between casings clear of debris and water, or filled with pea gravel/sand?	✓		
e	Is the well locked and is the lock in good condition?	✓		
3 Surface pad				
a	Is the well pad in good condition (not cracked or broken)?	✓		
b	Is the well pad sloped away from the protective casing?	✓		
c	Is the well pad in complete contact with the protective casing?	✓		
d	Is the well pad in complete contact with the ground surface and stable? (not undermined by erosion, animal burrows, and does not move when stepped on)	✓		
e	Is the pad surface clean (not covered with sediment or debris)?	✓		
4 Internal casing				
a	Does the cap prevent entry of foreign material into the well?	✓		
b	Is the casing free of kinks or bends, or any obstructions from foreign objects (such as bailers)?	✓		
c	Is the well properly vented for equilibration of air pressure?	✓		
d	Is the survey point clearly marked on the inner casing?	✓		
e	Is the depth of the well consistent with the original well log?	✓		
f	Is the casing stable? (or does the pvc move easily when touched or can it be taken apart by hand due to lack of grout or use of slip couplings in construction)	✓		
5 Sampling: Groundwater Wells Only:				
a	Does well recharge adequately when purged?			✓
b	If dedicated sampling equipment installed, is it in good condition and specified in the approved groundwater plan for the facility?			✓
c	Does the well require redevelopment (low flow, turbid)?			✓
6	Based on your professional judgement, is the well construction / location appropriate to 1) achieve the objectives of the Groundwater Monitoring Program and 2) comply with the applicable regulatory requirements?	✓		

7 Corrective actions as needed, by date:

Signature and Seal of PE/PG responsible for inspection

Groundwater Monitoring Well Integrity Form

Site Name: Plant Bowen AP
Permit Number:
Well ID: PZ-6
Date: 3/8/22

		yes	no	n/a
1 Location/Identification				
a	Is the well visible and accessible?	✓		
b	Is the well properly identified with the correct well ID?	✓		
c	Is the well in a high traffic area and does the well require protection from traffic?		✓	
d	Is the drainage around the well acceptable? (no standing water, nor is well located in obvious drainage flow path)	✓		
2 Protective Casing				
a	Is the protective casing free from apparent damage and able to be secured?	✓		
b	Is the casing free of degradation or deterioration?	✓		
c	Does the casing have a functioning weep hole?	✓		
d	Is the annular space between casings clear of debris and water, or filled with pea gravel/sand?	✓		
e	Is the well locked and is the lock in good condition?	✓		
3 Surface pad				
a	Is the well pad in good condition (not cracked or broken)?	✓		
b	Is the well pad sloped away from the protective casing?	✓		
c	Is the well pad in complete contact with the protective casing?	✓		
d	Is the well pad in complete contact with the ground surface and stable? (not undermined by erosion, animal burrows, and does not move when stepped on)	✓		
e	Is the pad surface clean (not covered with sediment or debris)?	✓		
4 Internal casing				
a	Does the cap prevent entry of foreign material into the well?	✓		
b	Is the casing free of kinks or bends, or any obstructions from foreign objects (such as bailers)?	✓		
c	Is the well properly vented for equilibration of air pressure?	✓		
d	Is the survey point clearly marked on the inner casing?	✓		
e	Is the depth of the well consistent with the original well log?	✓		
f	Is the casing stable? (or does the pvc move easily when touched or can it be taken apart by hand due to lack of grout or use of slip couplings in construction)	✓		
5 Sampling: Groundwater Wells Only:				
a	Does well recharge adequately when purged?			✓
b	If dedicated sampling equipment installed, is it in good condition and specified in the approved groundwater plan for the facility?			✓
c	Does the well require redevelopment (low flow, turbid)?			✓
6	Based on your professional judgement, is the well construction / location appropriate to 1) achieve the objectives of the Groundwater Monitoring Program and 2) comply with the applicable regulatory requirements?	✓		

7 Corrective actions as needed, by date:

Signature and Seal of PE/PG responsible for inspection

July/August 2022

MEMORANDUM

Date: November 18, 2022

To: Kristen Jurinko – Georgia Power

CC: Ben Hodges

From: Resolute Environmental

Subject: Plant Bowen Ash Pond - Well Maintenance and Repair Documentation
Georgia Power Company

Resolute Environmental has prepared this memorandum to provide documentation of groundwater monitoring well maintenance and/or repair performed at PLANT BOWEN during the semiannual reporting period. All repairs and maintenance were completed in accordance with the Georgia Environmental Protection Division (GAEPD) guidance on routine visual inspections of groundwater monitoring wells.

Georgia Power Site/Unit	Date Performed	Well ID	Maintenance/ Repair Performed
Plant Bowen	Fall 2022	N/A	No Repairs Required

All maintenance and repairs are also documented in the 2022 annual/semiannual groundwater monitoring report.

ATTACHMENT

Well Inspection Forms

Groundwater Monitoring Well Integrity Form

Site Name: Plant Bowen
Permit Number:
Well ID: BGWA-1
Date: 7/25/22

		yes	no	n/a
1 Location/Identification				
a	Is the well visible and accessible?	✓		
b	Is the well properly identified with the correct well ID?	✓		
c	Is the well in a high traffic area and does the well require protection from traffic?		✓	
d	Is the drainage around the well acceptable? (no standing water, nor is well located in obvious drainage flow path)	✓		
2 Protective Casing				
a	Is the protective casing free from apparent damage and able to be secured?	✓		
b	Is the casing free of degradation or deterioration?	✓		
c	Does the casing have a functioning weep hole?	✓		
d	Is the annular space between casings clear of debris and water, or filled with pea gravel/sand?	✓		
e	Is the well locked and is the lock in good condition?	✓		
3 Surface pad				
a	Is the well pad in good condition (not cracked or broken)?	✓		
b	Is the well pad sloped away from the protective casing?	✓		
c	Is the well pad in complete contact with the protective casing?	✓		
d	Is the well pad in complete contact with the ground surface and stable? (not undermined by erosion, animal burrows, and does not move when stepped on)	✓		
e	Is the pad surface clean (not covered with sediment or debris)?	✓		
4 Internal casing				
a	Does the cap prevent entry of foreign material into the well?	✓		
b	Is the casing free of kinks or bends, or any obstructions from foreign objects (such as bailers)?	✓		
c	Is the well properly vented for equilibration of air pressure?	✓		
d	Is the survey point clearly marked on the inner casing?	✓		
e	Is the depth of the well consistent with the original well log?	✓		
f	Is the casing stable? (or does the pvc move easily when touched or can it be taken apart by hand due to lack of grout or use of slip couplings in construction)	✓		
5 Sampling Groundwater Wells Only:				
a	Does well recharge adequately when purged?			✓
b	If dedicated sampling equipment installed, is it in good condition and specified in the approved groundwater plan for the facility?			✓
c	Does the well require redevelopment (low flow, turbid)?		✓	
6	Based on your professional judgement, is the well construction / location appropriate to 1) achieve the objectives of the Groundwater Monitoring Program and 2) comply with the applicable regulatory requirements?	✓		

7 Corrective actions as needed, by date

Signature and Seal of PE/PG responsible for inspection

Groundwater Monitoring Well Integrity Form

Site Name: Plant Bowen
Permit Number:
Well ID: BGWA-2
Date: 7/25/22

		yes	no	n/a
1 Location/Identification				
a	Is the well visible and accessible?	✓		
b	Is the well properly identified with the correct well ID?	✓		
c	Is the well in a high traffic area and does the well require protection from traffic?		✓	
d	Is the drainage around the well acceptable? (no standing water, nor is well located in obvious drainage flow path)	✓		
2 Protective Casing				
a	Is the protective casing free from apparent damage and able to be secured?	✓		
b	Is the casing free of degradation or deterioration?	✓		
c	Does the casing have a functioning weep hole?	✓		
d	Is the annular space between casings clear of debris and water, or filled with pea gravel/sand?	✓		
e	Is the well locked and is the lock in good condition?	✓		
3 Surface pad				
a	Is the well pad in good condition (not cracked or broken)?	✓		
b	Is the well pad sloped away from the protective casing?	✓		
c	Is the well pad in complete contact with the protective casing?	✓		
d	Is the well pad in complete contact with the ground surface and stable? (not undermined by erosion, animal burrows, and does not move when stepped on)	✓		
e	Is the pad surface clean (not covered with sediment or debris)?	✓		
4 Internal casing				
a	Does the cap prevent entry of foreign material into the well?	✓		
b	Is the casing free of kinks or bends, or any obstructions from foreign objects (such as bailers)?	✓		
c	Is the well properly vented for equilibration of air pressure?	✓		
d	Is the survey point clearly marked on the inner casing?	✓		
e	Is the depth of the well consistent with the original well log?	✓		
f	Is the casing stable? (or does the pvc move easily when touched or can it be taken apart by hand due to lack of grout or use of slip couplings in construction)	✓		
5 Sampling: Groundwater Wells Only:				
a	Does well recharge adequately when purged?	✓		
b	If dedicated sampling equipment installed, is it in good condition and specified in the approved groundwater plan for the facility?	✓		
c	Does the well require redevelopment (low flow, turbid)?		✓	
6	Based on your professional judgement, is the well construction / location appropriate to 1) achieve the objectives of the Groundwater Monitoring Program and 2) comply with the applicable regulatory requirements?	✓		

7 Corrective actions as needed, by date:

Signature and Seal of PE/PG responsible for inspection

Groundwater Monitoring Well Integrity Form

Site Name: Bowen
Permit Number:
Well ID: BGWA-3
Date: 7/25/22

		yes	no	n/a	
1 Location/Identification					
a	Is the well visible and accessible?		X		Vegitation Surrounding Well
b	Is the well properly identified with the correct well ID?	X			
c	Is the well in a high traffic area and does the well require protection from traffic?		X		
d	Is the drainage around the well acceptable? (no standing water, nor is well located in obvious drainage flow path)	X			
2 Protective Casing					
a	Is the protective casing free from apparent damage and able to be secured?	X			
b	Is the casing free of degradation or deterioration?	X			
c	Does the casing have a functioning weep hole?	X			
d	Is the annular space between casings clear of debris and water, or filled with pea gravel/sand?	X			
e	Is the well locked and is the lock in good condition?	X			
3 Surface pad					
a	Is the well pad in good condition (not cracked or broken)?	X			
b	Is the well pad sloped away from the protective casing?	X			
c	Is the well pad in complete contact with the protective casing?	X			
d	Is the well pad in complete contact with the ground surface and stable? (not undermined by erosion, animal burrows, and does not move when stepped on)	X			
e	Is the pad surface clean (not covered with sediment or debris)?	X			
4 Internal casing					
a	Does the cap prevent entry of foreign material into the well?	X			
b	Is the casing free of kinks or bends, or any obstructions from foreign objects (such as bailers)?	X			
c	Is the well properly vented for equilibration of air pressure?	X			
d	Is the survey point clearly marked on the inner casing?	X			
e	Is the depth of the well consistent with the original well log?	X			
f	Is the casing stable? (or does the pvc move easily when touched or can it be taken apart by hand due to lack of grout or use of slip couplings in construction)	X			
5 Sampling: Groundwater Wells Only:					
a	Does well recharge adequately when purged?			X	
b	If dedicated sampling equipment installed, is it in good condition and specified in the approved groundwater plan for the facility?			X	
c	Does the well require redevelopment (low flow, turbid)?		X		
6	Based on your professional judgement, is the well construction / location appropriate to 1) achieve the objectives of the Groundwater Monitoring Program and 2) comply with the applicable regulatory requirements?	X			

7 Corrective actions as needed, by date:

Signature and Seal of PE/PG responsible for inspection

Groundwater Monitoring Well Integrity Form

Site Name: Bowen
Permit Number:
Well ID: BGWA-4
Date: 7/25/22

		yes	no	n/a	
1 Location/Identification					
a	Is the well visible and accessible?		X		Vegitation Surrounding well
b	Is the well properly identified with the correct well ID?	X			
c	Is the well in a high traffic area and does the well require protection from traffic?		X		
d	Is the drainage around the well acceptable? (no standing water, nor is well located in obvious drainage flow path)	X			
2 Protective Casing					
a	Is the protective casing free from apparent damage and able to be secured?	X			
b	Is the casing free of degradation or deterioration?	X			
c	Does the casing have a functioning weep hole?	X			
d	Is the annular space between casings clear of debris and water, or filled with pea gravel/sand?	X			
e	Is the well locked and is the lock in good condition?	X			
3 Surface pad					
a	Is the well pad in good condition (not cracked or broken)?	X			
b	Is the well pad sloped away from the protective casing?	X			
c	Is the well pad in complete contact with the protective casing?	X			
d	Is the well pad in complete contact with the ground surface and stable? (not undermined by erosion, animal burrows, and does not move when stepped on)	X			
e	Is the pad surface clean (not covered with sediment or debris)?	X			
4 Internal casing					
a	Does the cap prevent entry of foreign material into the well?	X			
b	Is the casing free of kinks or bends, or any obstructions from foreign objects (such as bailers)?	X			
c	Is the well properly vented for equilibration of air pressure?	X			
d	Is the survey point clearly marked on the inner casing?	X			
e	Is the depth of the well consistent with the original well log?	X			
f	Is the casing stable? (or does the pvc move easily when touched or can it be taken apart by hand due to lack of grout or use of slip couplings in construction)	X			
5 Sampling: Groundwater Wells Only:					
a	Does well recharge adequately when purged?			X	
b	If dedicated sampling equipment installed, is it in good condition and specified in the approved groundwater plan for the facility?			X	
c	Does the well require redevelopment (low flow, turbid)?		X		
6	Based on your professional judgement, is the well construction / location appropriate to 1) achieve the objectives of the Groundwater Monitoring Program and 2) comply with the applicable regulatory requirements?	X			

7 Corrective actions as needed, by date:

Signature and Seal of PE/PG responsible for inspection

Groundwater Monitoring Well Integrity Form

Site Name: Bowen
Permit Number:
Well ID: BGWA-5
Date: 7/25/22

		yes	no	n/a
1 Location/Identification				
a	Is the well visible and accessible?	X		
b	Is the well properly identified with the correct well ID?	X		
c	Is the well in a high traffic area and does the well require protection from traffic?		X	
d	Is the drainage around the well acceptable? (no standing water, nor is well located in obvious drainage flow path)	X		
2 Protective Casing				
a	Is the protective casing free from apparent damage and able to be secured?	X		
b	Is the casing free of degradation or deterioration?	X		
c	Does the casing have a functioning weep hole?	X		
d	Is the annular space between casings clear of debris and water, or filled with pea gravel/sand?	X		
e	Is the well locked and is the lock in good condition?	X		
3 Surface pad				
a	Is the well pad in good condition (not cracked or broken)?	X		
b	Is the well pad sloped away from the protective casing?	X		
c	Is the well pad in complete contact with the protective casing?	X		
d	Is the well pad in complete contact with the ground surface and stable? (not undermined by erosion, animal burrows, and does not move when stepped on)	X		
e	Is the pad surface clean (not covered with sediment or debris)?	X		
4 Internal casing				
a	Does the cap prevent entry of foreign material into the well?	X		
b	Is the casing free of kinks or bends, or any obstructions from foreign objects (such as bailers)?	X		
c	Is the well properly vented for equilibration of air pressure?	X		
d	Is the survey point clearly marked on the inner casing?	X		
e	Is the depth of the well consistent with the original well log?	X		
f	Is the casing stable? (or does the pvc move easily when touched or can it be taken apart by hand due to lack of grout or use of slip couplings in construction)	X		
5 Sampling: Groundwater Wells Only:				
a	Does well recharge adequately when purged?			X
b	If dedicated sampling equipment installed, is it in good condition and specified in the approved groundwater plan for the facility?			X
c	Does the well require redevelopment (low flow, turbid)?		X	
6	Based on your professional judgement, is the well construction / location appropriate to 1) achieve the objectives of the Groundwater Monitoring Program and 2) comply with the applicable regulatory requirements?	X		

7 Corrective actions as needed, by date:

Signature and Seal of PE/PG responsible for inspection

Groundwater Monitoring Well Integrity Form

Site Name: Bowen
Permit Number:
Well ID: BGWA-6
Date: 7/25/22

		yes	no	n/a
1 Location/Identification				
a	Is the well visible and accessible?	X		
b	Is the well properly identified with the correct well ID?	X		
c	Is the well in a high traffic area and does the well require protection from traffic?		X	
d	Is the drainage around the well acceptable? (no standing water, nor is well located in obvious drainage flow path)	X		
2 Protective Casing				
a	Is the protective casing free from apparent damage and able to be secured?	X		
b	Is the casing free of degradation or deterioration?	X		
c	Does the casing have a functioning weep hole?	X		
d	Is the annular space between casings clear of debris and water, or filled with pea gravel/sand?	X		
e	Is the well locked and is the lock in good condition?	X		
3 Surface pad				
a	Is the well pad in good condition (not cracked or broken)?	X		
b	Is the well pad sloped away from the protective casing?	X		
c	Is the well pad in complete contact with the protective casing?	X		
d	Is the well pad in complete contact with the ground surface and stable? (not undermined by erosion, animal burrows, and does not move when stepped on)	X		
e	Is the pad surface clean (not covered with sediment or debris)?	X		
4 Internal casing				
a	Does the cap prevent entry of foreign material into the well?	X		
b	Is the casing free of kinks or bends, or any obstructions from foreign objects (such as bailers)?	X		
c	Is the well properly vented for equilibration of air pressure?	X		
d	Is the survey point clearly marked on the inner casing?	X		
e	Is the depth of the well consistent with the original well log?	X		
f	Is the casing stable? (or does the pvc move easily when touched or can it be taken apart by hand due to lack of grout or use of slip couplings in construction)	X		
5 Sampling: Groundwater Wells Only:				
a	Does well recharge adequately when purged?	X		
b	If dedicated sampling equipment installed, is it in good condition and specified in the approved groundwater plan for the facility?	X		
c	Does the well require redevelopment (low flow, turbid)?		X	
6	Based on your professional judgement, is the well construction / location appropriate to 1) achieve the objectives of the Groundwater Monitoring Program and 2) comply with the applicable regulatory requirements?	X		

7 Corrective actions as needed, by date:

Signature and Seal of PE/PG responsible for inspection

Groundwater Monitoring Well Integrity Form

Site Name: Bowen
Permit Number:
Well ID: BGWC-7
Date: 7/25/22

		yes	no	n/a
1 Location/Identification				
a	Is the well visible and accessible?	X		
b	Is the well properly identified with the correct well ID?	X		
c	Is the well in a high traffic area and does the well require protection from traffic?		X	
d	Is the drainage around the well acceptable? (no standing water, nor is well located in obvious drainage flow path)	X		
2 Protective Casing				
a	Is the protective casing free from apparent damage and able to be secured?	X		
b	Is the casing free of degradation or deterioration?	X		
c	Does the casing have a functioning weep hole?	X		
d	Is the annular space between casings clear of debris and water, or filled with pea gravel/sand?	X		
e	Is the well locked and is the lock in good condition?	X		
3 Surface pad				
a	Is the well pad in good condition (not cracked or broken)?	X		
b	Is the well pad sloped away from the protective casing?	X		
c	Is the well pad in complete contact with the protective casing?	X		
d	Is the well pad in complete contact with the ground surface and stable? (not undermined by erosion, animal burrows, and does not move when stepped on)	X		
e	Is the pad surface clean (not covered with sediment or debris)?	X		
4 Internal casing				
a	Does the cap prevent entry of foreign material into the well?	X		
b	Is the casing free of kinks or bends, or any obstructions from foreign objects (such as bailers)?	X		
c	Is the well properly vented for equilibration of air pressure?	X		
d	Is the survey point clearly marked on the inner casing?	X		
e	Is the depth of the well consistent with the original well log?	X		
f	Is the casing stable? (or does the pvc move easily when touched or can it be taken apart by hand due to lack of grout or use of slip couplings in construction)	X		
5 Sampling: Groundwater Wells Only:				
a	Does well recharge adequately when purged?		X	
b	If dedicated sampling equipment installed, is it in good condition and specified in the approved groundwater plan for the facility?	X		
c	Does the well require redevelopment (low flow, turbid)?		X	
6	Based on your professional judgement, is the well construction / location appropriate to 1) achieve the objectives of the Groundwater Monitoring Program and 2) comply with the applicable regulatory requirements?	X		

7 Corrective actions as needed, by date:

Signature and Seal of PE/PG responsible for inspection

Groundwater Monitoring Well Integrity Form

Site Name: Bowen
Permit Number:
Well ID: BGWC-8
Date: 7/25/22

		yes	no	n/a
1 Location/Identification				
a	Is the well visible and accessible?	X		
b	Is the well properly identified with the correct well ID?	X		
c	Is the well in a high traffic area and does the well require protection from traffic?		X	
d	Is the drainage around the well acceptable? (no standing water, nor is well located in obvious drainage flow path)	X		
2 Protective Casing				
a	Is the protective casing free from apparent damage and able to be secured?	X		
b	Is the casing free of degradation or deterioration?	X		
c	Does the casing have a functioning weep hole?	X		
d	Is the annular space between casings clear of debris and water, or filled with pea gravel/sand?	X		
e	Is the well locked and is the lock in good condition?	X		
3 Surface pad				
a	Is the well pad in good condition (not cracked or broken)?	X		
b	Is the well pad sloped away from the protective casing?	X		
c	Is the well pad in complete contact with the protective casing?	X		
d	Is the well pad in complete contact with the ground surface and stable? (not undermined by erosion, animal burrows, and does not move when stepped on)	X		
e	Is the pad surface clean (not covered with sediment or debris)?	X		
4 Internal casing				
a	Does the cap prevent entry of foreign material into the well?	X		
b	Is the casing free of kinks or bends, or any obstructions from foreign objects (such as bailers)?	X		
c	Is the well properly vented for equilibration of air pressure?	X		
d	Is the survey point clearly marked on the inner casing?	X		
e	Is the depth of the well consistent with the original well log?	X		
f	Is the casing stable? (or does the pvc move easily when touched or can it be taken apart by hand due to lack of grout or use of slip couplings in construction)	X		
5 Sampling: Groundwater Wells Only:				
a	Does well recharge adequately when purged?	X		
b	If dedicated sampling equipment installed, is it in good condition and specified in the approved groundwater plan for the facility?	X		
c	Does the well require redevelopment (low flow, turbid)?		X	
6	Based on your professional judgement, is the well construction / location appropriate to 1) achieve the objectives of the Groundwater Monitoring Program and 2) comply with the applicable regulatory requirements?	X		

7 Corrective actions as needed, by date:

Signature and Seal of PE/PG responsible for inspection

Groundwater Monitoring Well Integrity Form

Site Name: Bowen
Permit Number:
Well ID: BGWC-9
Date: 7/25/22

		yes	no	n/a
1 Location/Identification				
a	Is the well visible and accessible?	X		
b	Is the well properly identified with the correct well ID?	X		
c	Is the well in a high traffic area and does the well require protection from traffic?		X	
d	Is the drainage around the well acceptable? (no standing water, nor is well located in obvious drainage flow path)	X		
2 Protective Casing				
a	Is the protective casing free from apparent damage and able to be secured?	X		
b	Is the casing free of degradation or deterioration?	X		
c	Does the casing have a functioning weep hole?	X		
d	Is the annular space between casings clear of debris and water, or filled with pea gravel/sand?	X		
e	Is the well locked and is the lock in good condition?	X		
3 Surface pad				
a	Is the well pad in good condition (not cracked or broken)?	X		
b	Is the well pad sloped away from the protective casing?	X		
c	Is the well pad in complete contact with the protective casing?	X		
d	Is the well pad in complete contact with the ground surface and stable? (not undermined by erosion, animal burrows, and does not move when stepped on)	X		
e	Is the pad surface clean (not covered with sediment or debris)?	X		
4 Internal casing				
a	Does the cap prevent entry of foreign material into the well?	X		
b	Is the casing free of kinks or bends, or any obstructions from foreign objects (such as bailers)?	X		
c	Is the well properly vented for equilibration of air pressure?	X		
d	Is the survey point clearly marked on the inner casing?	X		
e	Is the depth of the well consistent with the original well log?	X		
f	Is the casing stable? (or does the pvc move easily when touched or can it be taken apart by hand due to lack of grout or use of slip couplings in construction)	X		
5 Sampling: Groundwater Wells Only:				
a	Does well recharge adequately when purged?	X		
b	If dedicated sampling equipment installed, is it in good condition and specified in the approved groundwater plan for the facility?	X		
c	Does the well require redevelopment (low flow, turbid)?		X	
6	**Based on your professional judgement, is the well construction / location appropriate to 1) achieve the objectives of the Groundwater Monitoring Program and 2) comply with the applicable regulatory requirements?**	X		

7 Corrective actions as needed, by date:

Signature and Seal of PE/PG responsible for inspection

Groundwater Monitoring Well Integrity Form

Site Name: Bowen
Permit Number:
Well ID: BGWC-10
Date: 7/25/22

		yes	no	n/a
1 Location/Identification				
a	Is the well visible and accessible?	X		
b	Is the well properly identified with the correct well ID?	X		
c	Is the well in a high traffic area and does the well require protection from traffic?		X	
d	Is the drainage around the well acceptable? (no standing water, nor is well located in obvious drainage flow path)	X		
2 Protective Casing				
a	Is the protective casing free from apparent damage and able to be secured?	X		
b	Is the casing free of degradation or deterioration?	X		
c	Does the casing have a functioning weep hole?	X		
d	Is the annular space between casings clear of debris and water, or filled with pea gravel/sand?	X		
e	Is the well locked and is the lock in good condition?	X		
3 Surface pad				
a	Is the well pad in good condition (not cracked or broken)?	X		
b	Is the well pad sloped away from the protective casing?	X		
c	Is the well pad in complete contact with the protective casing?	X		
d	Is the well pad in complete contact with the ground surface and stable? (not undermined by erosion, animal burrows, and does not move when stepped on)	X		
e	Is the pad surface clean (not covered with sediment or debris)?	X		
4 Internal casing				
a	Does the cap prevent entry of foreign material into the well?	X		
b	Is the casing free of kinks or bends, or any obstructions from foreign objects (such as bailers)?	X		
c	Is the well properly vented for equilibration of air pressure?	X		
d	Is the survey point clearly marked on the inner casing?	X		
e	Is the depth of the well consistent with the original well log?	X		
f	Is the casing stable? (or does the pvc move easily when touched or can it be taken apart by hand due to lack of grout or use of slip couplings in construction)	X		
5 Sampling: Groundwater Wells Only:				
a	Does well recharge adequately when purged?	X		
b	If dedicated sampling equipment installed, is it in good condition and specified in the approved groundwater plan for the facility?	X		
c	Does the well require redevelopment (low flow, turbid)?		X	
6	Based on your professional judgement, is the well construction / location appropriate to 1) achieve the objectives of the Groundwater Monitoring Program and 2) comply with the applicable regulatory requirements?	X		

7 Corrective actions as needed, by date:

Signature and Seal of PE/PG responsible for inspection

Groundwater Monitoring Well Integrity Form

Site Name: Bowen
Permit Number:
Well ID: BGWC-11
Date: 7/25/22

		yes	no	n/a
1 Location/Identification				
a	Is the well visible and accessible?	X		
b	Is the well properly identified with the correct well ID?	X		
c	Is the well in a high traffic area and does the well require protection from traffic?		X	
d	Is the drainage around the well acceptable? (no standing water, nor is well located in obvious drainage flow path)	X		
2 Protective Casing				
a	Is the protective casing free from apparent damage and able to be secured?	X		
b	Is the casing free of degradation or deterioration?	X		
c	Does the casing have a functioning weep hole?	X		
d	Is the annular space between casings clear of debris and water, or filled with pea gravel/sand?	X		
e	Is the well locked and is the lock in good condition?	X		
3 Surface pad				
a	Is the well pad in good condition (not cracked or broken)?	X		
b	Is the well pad sloped away from the protective casing?	X		
c	Is the well pad in complete contact with the protective casing?	X		
d	Is the well pad in complete contact with the ground surface and stable? (not undermined by erosion, animal burrows, and does not move when stepped on)	X		
e	Is the pad surface clean (not covered with sediment or debris)?	X		
4 Internal casing				
a	Does the cap prevent entry of foreign material into the well?	X		
b	Is the casing free of kinks or bends, or any obstructions from foreign objects (such as bailers)?	X		
c	Is the well properly vented for equilibration of air pressure?	X		
d	Is the survey point clearly marked on the inner casing?	X		
e	Is the depth of the well consistent with the original well log?	X		
f	Is the casing stable? (or does the pvc move easily when touched or can it be taken apart by hand due to lack of grout or use of slip couplings in construction)	X		
5 Sampling: Groundwater Wells Only:				
a	Does well recharge adequately when purged?			X
b	If dedicated sampling equipment installed, is it in good condition and specified in the approved groundwater plan for the facility?	X		
c	Does the well require redevelopment (low flow, turbid)?		X	
6	Based on your professional judgement, is the well construction / location appropriate to 1) achieve the objectives of the Groundwater Monitoring Program and 2) comply with the applicable regulatory requirements?	X		

7 Corrective actions as needed, by date:

Signature and Seal of PE/PG responsible for inspection

Groundwater Monitoring Well Integrity Form

Site Name: Bowen
Permit Number:
Well ID: BGWC-12
Date: 7/25/22

		yes	no	n/a
1 Location/Identification				
a	Is the well visible and accessible?	X		
b	Is the well properly identified with the correct well ID?	X		
c	Is the well in a high traffic area and does the well require protection from traffic?		X	
d	Is the drainage around the well acceptable? (no standing water, nor is well located in obvious drainage flow path)	X		
2 Protective Casing				
a	Is the protective casing free from apparent damage and able to be secured?	X		
b	Is the casing free of degradation or deterioration?	X		
c	Does the casing have a functioning weep hole?	X		
d	Is the annular space between casings clear of debris and water, or filled with pea gravel/sand?	X		
e	Is the well locked and is the lock in good condition?	X		
3 Surface pad				
a	Is the well pad in good condition (not cracked or broken)?	X		
b	Is the well pad sloped away from the protective casing?	X		
c	Is the well pad in complete contact with the protective casing?	X		
d	Is the well pad in complete contact with the ground surface and stable? (not undermined by erosion, animal burrows, and does not move when stepped on)	X		
e	Is the pad surface clean (not covered with sediment or debris)?	X		
4 Internal casing				
a	Does the cap prevent entry of foreign material into the well?	X		
b	Is the casing free of kinks or bends, or any obstructions from foreign objects (such as bailers)?	X		
c	Is the well properly vented for equilibration of air pressure?	X		
d	Is the survey point clearly marked on the inner casing?	X		
e	Is the depth of the well consistent with the original well log?	X		
f	Is the casing stable? (or does the pvc move easily when touched or can it be taken apart by hand due to lack of grout or use of slip couplings in construction)	X		
5 Sampling: Groundwater Wells Only:				
a	Does well recharge adequately when purged?	X		
b	If dedicated sampling equipment installed, is it in good condition and specified in the approved groundwater plan for the facility?	X		
c	Does the well require redevelopment (low flow, turbid)?		X	
6	Based on your professional judgement, is the well construction / location appropriate to 1) achieve the objectives of the Groundwater Monitoring Program and 2) comply with the applicable regulatory requirements?	X		

7 Corrective actions as needed, by date:

Signature and Seal of PE/PG responsible for inspection

Groundwater Monitoring Well Integrity Form

Site Name: Bowen
Permit Number:
Well ID: BGWC-13
Date: 7/25/22

		yes	no	n/a
1 Location/Identification				
a	Is the well visible and accessible?	X		
b	Is the well properly identified with the correct well ID?	X		
c	Is the well in a high traffic area and does the well require protection from traffic?		X	
d	Is the drainage around the well acceptable? (no standing water, nor is well located in obvious drainage flow path)	X		
2 Protective Casing				
a	Is the protective casing free from apparent damage and able to be secured?	X		
b	Is the casing free of degradation or deterioration?	X		
c	Does the casing have a functioning weep hole?	X		
d	Is the annular space between casings clear of debris and water, or filled with pea gravel/sand?	X		
e	Is the well locked and is the lock in good condition?	X		
3 Surface pad				
a	Is the well pad in good condition (not cracked or broken)?	X		
b	Is the well pad sloped away from the protective casing?	X		
c	Is the well pad in complete contact with the protective casing?	X		
d	Is the well pad in complete contact with the ground surface and stable? (not undermined by erosion, animal burrows, and does not move when stepped on)	X		
e	Is the pad surface clean (not covered with sediment or debris)?	X		
4 Internal casing				
a	Does the cap prevent entry of foreign material into the well?	X		
b	Is the casing free of kinks or bends, or any obstructions from foreign objects (such as bailers)?	X		
c	Is the well properly vented for equilibration of air pressure?	X		
d	Is the survey point clearly marked on the inner casing?	X		
e	Is the depth of the well consistent with the original well log?	X		
f	Is the casing stable? (or does the pvc move easily when touched or can it be taken apart by hand due to lack of grout or use of slip couplings in construction)	X		
5 Sampling: Groundwater Wells Only:				
a	Does well recharge adequately when purged?			X
b	If dedicated sampling equipment installed, is it in good condition and specified in the approved groundwater plan for the facility?			X
c	Does the well require redevelopment (low flow, turbid)?		X	
6	Based on your professional judgement, is the well construction / location appropriate to 1) achieve the objectives of the Groundwater Monitoring Program and 2) comply with the applicable regulatory requirements?	X		

7 Corrective actions as needed, by date:

Signature and Seal of PE/PG responsible for inspection

Groundwater Monitoring Well Integrity Form

Site Name: Bowen
Permit Number:
Well ID: BGWC - 14A
Date: 7/25/22

		yes	no	n/a
1 Location/Identification				
a	Is the well visible and accessible?	X		
b	Is the well properly identified with the correct well ID?	X		
c	Is the well in a high traffic area and does the well require protection from traffic?		X	
d	Is the drainage around the well acceptable? (no standing water, nor is well located in obvious drainage flow path)	X		
2 Protective Casing				
a	Is the protective casing free from apparent damage and able to be secured?	X		
b	Is the casing free of degradation or deterioration?	X		
c	Does the casing have a functioning weep hole?	X		
d	Is the annular space between casings clear of debris and water, or filled with pea gravel/sand?	X		
e	Is the well locked and is the lock in good condition?	X		
3 Surface pad				
a	Is the well pad in good condition (not cracked or broken)?	X		
b	Is the well pad sloped away from the protective casing?	X		
c	Is the well pad in complete contact with the protective casing?	X		
d	Is the well pad in complete contact with the ground surface and stable? (not undermined by erosion, animal burrows, and does not move when stepped on)	X		
e	Is the pad surface clean (not covered with sediment or debris)?	X		
4 Internal casing				
a	Does the cap prevent entry of foreign material into the well?	X		
b	Is the casing free of kinks or bends, or any obstructions from foreign objects (such as bailers)?	X		
c	Is the well properly vented for equilibration of air pressure?	X		
d	Is the survey point clearly marked on the inner casing?	X		
e	Is the depth of the well consistent with the original well log?	X		
f	Is the casing stable? (or does the pvc move easily when touched or can it be taken apart by hand due to lack of grout or use of slip couplings in construction)	X		
5 Sampling: Groundwater Wells Only:				
a	Does well recharge adequately when purged?	X		
b	If dedicated sampling equipment installed, is it in good condition and specified in the approved groundwater plan for the facility?	X		
c	Does the well require redevelopment (low flow, turbid)?		X	
6	Based on your professional judgement, is the well construction / location appropriate to 1) achieve the objectives of the Groundwater Monitoring Program and 2) comply with the applicable regulatory requirements?	X		

7 Corrective actions as needed, by date:

Signature and Seal of PE/PG responsible for inspection

Groundwater Monitoring Well Integrity Form

Site Name: Bowen
Permit Number:
Well ID: BGWC-15
Date: 7/25/22

		yes	no	n/a
1 Location/Identification				
a	Is the well visible and accessible?	X		
b	Is the well properly identified with the correct well ID?	X		
c	Is the well in a high traffic area and does the well require protection from traffic?		X	
d	Is the drainage around the well acceptable? (no standing water, nor is well located in obvious drainage flow path)	X		
2 Protective Casing				
a	Is the protective casing free from apparent damage and able to be secured?	X		
b	Is the casing free of degradation or deterioration?	X		
c	Does the casing have a functioning weep hole?	X		
d	Is the annular space between casings clear of debris and water, or filled with pea gravel/sand?	X		
e	Is the well locked and is the lock in good condition?	X		
3 Surface pad				
a	Is the well pad in good condition (not cracked or broken)?	X		
b	Is the well pad sloped away from the protective casing?	X		
c	Is the well pad in complete contact with the protective casing?	X		
d	Is the well pad in complete contact with the ground surface and stable? (not undermined by erosion, animal burrows, and does not move when stepped on)	X		
e	Is the pad surface clean (not covered with sediment or debris)?	X		
4 Internal casing				
a	Does the cap prevent entry of foreign material into the well?	X		
b	Is the casing free of kinks or bends, or any obstructions from foreign objects (such as bailers)?	X		
c	Is the well properly vented for equilibration of air pressure?	X		
d	Is the survey point clearly marked on the inner casing?	X		
e	Is the depth of the well consistent with the original well log?	X		
f	Is the casing stable? (or does the pvc move easily when touched or can it be taken apart by hand due to lack of grout or use of slip couplings in construction)	X		
5 Sampling: Groundwater Wells Only:				
a	Does well recharge adequately when purged?			X
b	If dedicated sampling equipment installed, is it in good condition and specified in the approved groundwater plan for the facility?			X
c	Does the well require redevelopment (low flow, turbid)?		X	
6	Based on your professional judgement, is the well construction / location appropriate to 1) achieve the objectives of the Groundwater Monitoring Program and 2) comply with the applicable regulatory requirements?	X		

7 Corrective actions as needed, by date:

Signature and Seal of PE/PG responsible for inspection

Groundwater Monitoring Well Integrity Form

Site Name: Bowen
Permit Number:
Well ID: BGWC-16
Date: 7/25/22

		yes	no	n/a
1 Location/Identification				
a	Is the well visible and accessible?	X		
b	Is the well properly identified with the correct well ID?	X		
c	Is the well in a high traffic area and does the well require protection from traffic?		X	
d	Is the drainage around the well acceptable? (no standing water, nor is well located in obvious drainage flow path)	X		
2 Protective Casing				
a	Is the protective casing free from apparent damage and able to be secured?	X		
b	Is the casing free of degradation or deterioration?	X		
c	Does the casing have a functioning weep hole?	X		
d	Is the annular space between casings clear of debris and water, or filled with pea gravel/sand?	X		
e	Is the well locked and is the lock in good condition?	X		
3 Surface pad				
a	Is the well pad in good condition (not cracked or broken)?	X		
b	Is the well pad sloped away from the protective casing?	X		
c	Is the well pad in complete contact with the protective casing?	X		
d	Is the well pad in complete contact with the ground surface and stable? (not undermined by erosion, animal burrows, and does not move when stepped on)	X		
e	Is the pad surface clean (not covered with sediment or debris)?	X		
4 Internal casing				
a	Does the cap prevent entry of foreign material into the well?	X		
b	Is the casing free of kinks or bends, or any obstructions from foreign objects (such as bailers)?	X		
c	Is the well properly vented for equilibration of air pressure?	X		
d	Is the survey point clearly marked on the inner casing?	X		
e	Is the depth of the well consistent with the original well log?	X		
f	Is the casing stable? (or does the pvc move easily when touched or can it be taken apart by hand due to lack of grout or use of slip couplings in construction)	X		
5 Sampling: Groundwater Wells Only:				
a	Does well recharge adequately when purged?	X		
b	If dedicated sampling equipment installed, is it in good condition and specified in the approved groundwater plan for the facility?	X		
c	Does the well require redevelopment (low flow, turbid)?		X	
6	Based on your professional judgement, is the well construction / location appropriate to 1) achieve the objectives of the Groundwater Monitoring Program and 2) comply with the applicable regulatory requirements?	X		

7 Corrective actions as needed, by date:

Signature and Seal of PE/PG responsible for inspection

Groundwater Monitoring Well Integrity Form

Site Name: Bowen
Permit Number:
Well ID: BGWC-17
Date: 7/25/22

		yes	no	n/a
1 Location/Identification				
a	Is the well visible and accessible?	X		
b	Is the well properly identified with the correct well ID?	X		
c	Is the well in a high traffic area and does the well require protection from traffic?		X	
d	Is the drainage around the well acceptable? (no standing water, nor is well located in obvious drainage flow path)	X		
2 Protective Casing				
a	Is the protective casing free from apparent damage and able to be secured?	X		
b	Is the casing free of degradation or deterioration?	X		
c	Does the casing have a functioning weep hole?	X		
d	Is the annular space between casings clear of debris and water, or filled with pea gravel/sand?	X		
e	Is the well locked and is the lock in good condition?	X		
3 Surface pad				
a	Is the well pad in good condition (not cracked or broken)?	X		
b	Is the well pad sloped away from the protective casing?	X		
c	Is the well pad in complete contact with the protective casing?	X		
d	Is the well pad in complete contact with the ground surface and stable? (not undermined by erosion, animal burrows, and does not move when stepped on)	X		
e	Is the pad surface clean (not covered with sediment or debris)?	X		
4 Internal casing				
a	Does the cap prevent entry of foreign material into the well?	X		
b	Is the casing free of kinks or bends, or any obstructions from foreign objects (such as bailers)?	X		
c	Is the well properly vented for equilibration of air pressure?	X		
d	Is the survey point clearly marked on the inner casing?	X		
e	Is the depth of the well consistent with the original well log?	X		
f	Is the casing stable? (or does the pvc move easily when touched or can it be taken apart by hand due to lack of grout or use of slip couplings in construction)	X		
5 Sampling: Groundwater Wells Only:				
a	Does well recharge adequately when purged?	X		
b	If dedicated sampling equipment installed, is it in good condition and specified in the approved groundwater plan for the facility?	X		
c	Does the well require redevelopment (low flow, turbid)?		X	
6	Based on your professional judgement, is the well construction / location appropriate to 1) achieve the objectives of the Groundwater Monitoring Program and 2) comply with the applicable regulatory requirements?	X		

7 Corrective actions as needed, by date:

Signature and Seal of PE/PG responsible for inspection

Groundwater Monitoring Well Integrity Form

Site Name: Bowen
Permit Number:
Well ID: BGWC-1A
Date: 7/25/22

		yes	no	n/a
1 Location/Identification				
a	Is the well visible and accessible?	X		
b	Is the well properly identified with the correct well ID?	X		
c	Is the well in a high traffic area and does the well require protection from traffic?		X	
d	Is the drainage around the well acceptable? (no standing water, nor is well located in obvious drainage flow path)	X		
2 Protective Casing				
a	Is the protective casing free from apparent damage and able to be secured?	X		
b	Is the casing free of degradation or deterioration?	X		
c	Does the casing have a functioning weep hole?	X		
d	Is the annular space between casings clear of debris and water, or filled with pea gravel/sand?	X		
e	Is the well locked and is the lock in good condition?	X		
3 Surface pad				
a	Is the well pad in good condition (not cracked or broken)?	X		
b	Is the well pad sloped away from the protective casing?	X		
c	Is the well pad in complete contact with the protective casing?	X		
d	Is the well pad in complete contact with the ground surface and stable? (not undermined by erosion, animal burrows, and does not move when stepped on)	X		
e	Is the pad surface clean (not covered with sediment or debris)?	X		
4 Internal casing				
a	Does the cap prevent entry of foreign material into the well?	X		
b	Is the casing free of kinks or bends, or any obstructions from foreign objects (such as bailers)?	X		
c	Is the well properly vented for equilibration of air pressure?	X		
d	Is the survey point clearly marked on the inner casing?	X		
e	Is the depth of the well consistent with the original well log?	X		
f	Is the casing stable? (or does the pvc move easily when touched or can it be taken apart by hand due to lack of grout or use of slip couplings in construction)	X		
5 Sampling: Groundwater Wells Only:				
a	Does well recharge adequately when purged?	X		
b	If dedicated sampling equipment installed, is it in good condition and specified in the approved groundwater plan for the facility?	X		
c	Does the well require redevelopment (low flow, turbid)?		X	
6	Based on your professional judgement, is the well construction / location appropriate to 1) achieve the objectives of the Groundwater Monitoring Program and 2) comply with the applicable regulatory requirements?	X		

7 Corrective actions as needed, by date:

Signature and Seal of PE/PG responsible for inspection

Groundwater Monitoring Well Integrity Form

Site Name: Bowen
Permit Number:
Well ID: BGWC-19
Date: 7/25/22

		yes	no	n/a
1 Location/Identification				
a	Is the well visible and accessible?	X		
b	Is the well properly identified with the correct well ID?	X		
c	Is the well in a high traffic area and does the well require protection from traffic?		X	
d	Is the drainage around the well acceptable? (no standing water, nor is well located in obvious drainage flow path)	X		
2 Protective Casing				
a	Is the protective casing free from apparent damage and able to be secured?	X		
b	Is the casing free of degradation or deterioration?	X		
c	Does the casing have a functioning weep hole?	X		
d	Is the annular space between casings clear of debris and water, or filled with pea gravel/sand?	X		
e	Is the well locked and is the lock in good condition?	X		
3 Surface pad				
a	Is the well pad in good condition (not cracked or broken)?	X		
b	Is the well pad sloped away from the protective casing?	X		
c	Is the well pad in complete contact with the protective casing?	X		
d	Is the well pad in complete contact with the ground surface and stable? (not undermined by erosion, animal burrows, and does not move when stepped on)	X		
e	Is the pad surface clean (not covered with sediment or debris)?	X		
4 Internal casing				
a	Does the cap prevent entry of foreign material into the well?	X		
b	Is the casing free of kinks or bends, or any obstructions from foreign objects (such as bailers)?	X		
c	Is the well properly vented for equilibration of air pressure?	X		
d	Is the survey point clearly marked on the inner casing?	X		
e	Is the depth of the well consistent with the original well log?	X		
f	Is the casing stable? (or does the pvc move easily when touched or can it be taken apart by hand due to lack of grout or use of slip couplings in construction)	X		
5 Sampling: Groundwater Wells Only:				
a	Does well recharge adequately when purged?	X		
b	If dedicated sampling equipment installed, is it in good condition and specified in the approved groundwater plan for the facility?	X		
c	Does the well require redevelopment (low flow, turbid)?		X	
6	**Based on your professional judgement, is the well construction / location appropriate to 1) achieve the objectives of the Groundwater Monitoring Program and 2) comply with the applicable regulatory requirements?**	X		

7 Corrective actions as needed, by date:

Signature and Seal of PE/PG responsible for inspection

Groundwater Monitoring Well Integrity Form

Site Name: Bowen
Permit Number:
Well ID: BGWC-020
Date: 7/25/22

		yes	no	n/a
1 Location/Identification				
a	Is the well visible and accessible?	X		
b	Is the well properly identified with the correct well ID?	X		
c	Is the well in a high traffic area and does the well require protection from traffic?		X	
d	Is the drainage around the well acceptable? (no standing water, nor is well located in obvious drainage flow path)	X		
2 Protective Casing				
a	Is the protective casing free from apparent damage and able to be secured?	X		
b	Is the casing free of degradation or deterioration?	X		
c	Does the casing have a functioning weep hole?	X		
d	Is the annular space between casings clear of debris and water, or filled with pea gravel/sand?	X		
e	Is the well locked and is the lock in good condition?	X		
3 Surface pad				
a	Is the well pad in good condition (not cracked or broken)?	X		
b	Is the well pad sloped away from the protective casing?	X		
c	Is the well pad in complete contact with the protective casing?	X		
d	Is the well pad in complete contact with the ground surface and stable? (not undermined by erosion, animal burrows, and does not move when stepped on)	X		
e	Is the pad surface clean (not covered with sediment or debris)?	X		
4 Internal casing				
a	Does the cap prevent entry of foreign material into the well?	X		
b	Is the casing free of kinks or bends, or any obstructions from foreign objects (such as bailers)?	X		
c	Is the well properly vented for equilibration of air pressure?	X		
d	Is the survey point clearly marked on the inner casing?	X		
e	Is the depth of the well consistent with the original well log?	X		
f	Is the casing stable? (or does the pvc move easily when touched or can it be taken apart by hand due to lack of grout or use of slip couplings in construction)	X		
5 Sampling: Groundwater Wells Only:				
a	Does well recharge adequately when purged?	X		
b	If dedicated sampling equipment installed, is it in good condition and specified in the approved groundwater plan for the facility?	X		
c	Does the well require redevelopment (low flow, turbid)?		X	
6	Based on your professional judgement, is the well construction / location appropriate to 1) achieve the objectives of the Groundwater Monitoring Program and 2) comply with the applicable regulatory requirements?	X		

7 Corrective actions as needed, by date:

Signature and Seal of PE/PG responsible for inspection

Groundwater Monitoring Well Integrity Form

Site Name: Bowen
Permit Number:
Well ID: BGWC-21
Date: 7/25/22

		yes	no	n/a
1 Location/Identification				
a	Is the well visible and accessible?	X		
b	Is the well properly identified with the correct well ID?	X		
c	Is the well in a high traffic area and does the well require protection from traffic?		X	
d	Is the drainage around the well acceptable? (no standing water, nor is well located in obvious drainage flow path)	X		
2 Protective Casing				
a	Is the protective casing free from apparent damage and able to be secured?	X		
b	Is the casing free of degradation or deterioration?	X		
c	Does the casing have a functioning weep hole?	X		
d	Is the annular space between casings clear of debris and water, or filled with pea gravel/sand?	X		
e	Is the well locked and is the lock in good condition?	X		
3 Surface pad				
a	Is the well pad in good condition (not cracked or broken)?	X		
b	Is the well pad sloped away from the protective casing?	X		
c	Is the well pad in complete contact with the protective casing?	X		
d	Is the well pad in complete contact with the ground surface and stable? (not undermined by erosion, animal burrows, and does not move when stepped on)	X		
e	Is the pad surface clean (not covered with sediment or debris)?	X		
4 Internal casing				
a	Does the cap prevent entry of foreign material into the well?	X		
b	Is the casing free of kinks or bends, or any obstructions from foreign objects (such as bailers)?	X		
c	Is the well properly vented for equilibration of air pressure?	X		
d	Is the survey point clearly marked on the inner casing?	X		
e	Is the depth of the well consistent with the original well log?	X		
f	Is the casing stable? (or does the pvc move easily when touched or can it be taken apart by hand due to lack of grout or use of slip couplings in construction)	X		
5 Sampling: Groundwater Wells Only:				
a	Does well recharge adequately when purged?	X		
b	If dedicated sampling equipment installed, is it in good condition and specified in the approved groundwater plan for the facility?	X		
c	Does the well require redevelopment (low flow, turbid)?		X	
6	Based on your professional judgement, is the well construction / location appropriate to 1) achieve the objectives of the Groundwater Monitoring Program and 2) comply with the applicable regulatory requirements?	X		

7 Corrective actions as needed, by date:

Signature and Seal of PE/PG responsible for inspection

Groundwater Monitoring Well Integrity Form

Site Name: Bowen
Permit Number:
Well ID: BGWC-22
Date: 7/25/22

		yes	no	n/a
1 Location/Identification				
a	Is the well visible and accessible?	X		
b	Is the well properly identified with the correct well ID?	X		
c	Is the well in a high traffic area and does the well require protection from traffic?		X	
d	Is the drainage around the well acceptable? (no standing water, nor is well located in obvious drainage flow path)	X		
2 Protective Casing				
a	Is the protective casing free from apparent damage and able to be secured?	X		
b	Is the casing free of degradation or deterioration?	X		
c	Does the casing have a functioning weep hole?	X		
d	Is the annular space between casings clear of debris and water, or filled with pea gravel/sand?	X		
e	Is the well locked and is the lock in good condition?	X		
3 Surface pad				
a	Is the well pad in good condition (not cracked or broken)?	X		
b	Is the well pad sloped away from the protective casing?	X		
c	Is the well pad in complete contact with the protective casing?	X		
d	Is the well pad in complete contact with the ground surface and stable? (not undermined by erosion, animal burrows, and does not move when stepped on)	X		
e	Is the pad surface clean (not covered with sediment or debris)?	X		
4 Internal casing				
a	Does the cap prevent entry of foreign material into the well?	X		
b	Is the casing free of kinks or bends, or any obstructions from foreign objects (such as bailers)?	X		
c	Is the well properly vented for equilibration of air pressure?	X		
d	Is the survey point clearly marked on the inner casing?	X		
e	Is the depth of the well consistent with the original well log?	X		
f	Is the casing stable? (or does the pvc move easily when touched or can it be taken apart by hand due to lack of grout or use of slip couplings in construction)	X		
5 Sampling: Groundwater Wells Only:				
a	Does well recharge adequately when purged?	X		
b	If dedicated sampling equipment installed, is it in good condition and specified in the approved groundwater plan for the facility?			X
c	Does the well require redevelopment (low flow, turbid)?		X	
6	Based on your professional judgement, is the well construction / location appropriate to 1) achieve the objectives of the Groundwater Monitoring Program and 2) comply with the applicable regulatory requirements?	X		

7 Corrective actions as needed, by date:

Signature and Seal of PE/PG responsible for inspection

Groundwater Monitoring Well Integrity Form

Site Name: Bowen
Permit Number:
Well ID: BGWC-23
Date: 7/25/22

		yes	no	n/a
1 Location/Identification				
a	Is the well visible and accessible?	X		
b	Is the well properly identified with the correct well ID?	X		
c	Is the well in a high traffic area and does the well require protection from traffic?		X	
d	Is the drainage around the well acceptable? (no standing water, nor is well located in obvious drainage flow path)	X		
2 Protective Casing				
a	Is the protective casing free from apparent damage and able to be secured?	X		
b	Is the casing free of degradation or deterioration?	X		
c	Does the casing have a functioning weep hole?	X		
d	Is the annular space between casings clear of debris and water, or filled with pea gravel/sand?	X		
e	Is the well locked and is the lock in good condition?	X		
3 Surface pad				
a	Is the well pad in good condition (not cracked or broken)?	X		
b	Is the well pad sloped away from the protective casing?	X		
c	Is the well pad in complete contact with the protective casing?	X		
d	Is the well pad in complete contact with the ground surface and stable? (not undermined by erosion, animal burrows, and does not move when stepped on)	X		
e	Is the pad surface clean (not covered with sediment or debris)?	X		
4 Internal casing				
a	Does the cap prevent entry of foreign material into the well?	X		
b	Is the casing free of kinks or bends, or any obstructions from foreign objects (such as bailers)?	X		
c	Is the well properly vented for equilibration of air pressure?	X		
d	Is the survey point clearly marked on the inner casing?	X		
e	Is the depth of the well consistent with the original well log?	X		
f	Is the casing stable? (or does the pvc move easily when touched or can it be taken apart by hand due to lack of grout or use of slip couplings in construction)	X		
5 Sampling: Groundwater Wells Only:				
a	Does well recharge adequately when purged?	X		
b	If dedicated sampling equipment installed, is it in good condition and specified in the approved groundwater plan for the facility?			X
c	Does the well require redevelopment (low flow, turbid)?		X	
6	**Based on** your professional judgement, is the well construction / location appropriate to 1) achieve the objectives of the Groundwater Monitoring Program and 2) comply with the applicable regulatory requirements?	X		

7 Corrective actions as needed, by date:

Signature and Seal of PE/PG responsible for inspection

Groundwater Monitoring Well Integrity Form

Site Name: Bowen
Permit Number:
Well ID: BGWC-24
Date: 7/25/22

		yes	no	n/a
1 Location/Identification				
a	Is the well visible and accessible?	X		
b	Is the well properly identified with the correct well ID?	X		
c	Is the well in a high traffic area and does the well require protection from traffic?		X	
d	Is the drainage around the well acceptable? (no standing water, nor is well located in obvious drainage flow path)	X		
2 Protective Casing				
a	Is the protective casing free from apparent damage and able to be secured?	X		
b	Is the casing free of degradation or deterioration?	X		
c	Does the casing have a functioning weep hole?	X		
d	Is the annular space between casings clear of debris and water, or filled with pea gravel/sand?	X		
e	Is the well locked and is the lock in good condition?	X		
3 Surface pad				
a	Is the well pad in good condition (not cracked or broken)?	X		
b	Is the well pad sloped away from the protective casing?	X		
c	Is the well pad in complete contact with the protective casing?	X		
d	Is the well pad in complete contact with the ground surface and stable? (not undermined by erosion, animal burrows, and does not move when stepped on)	X		
e	Is the pad surface clean (not covered with sediment or debris)?	X		
4 Internal casing				
a	Does the cap prevent entry of foreign material into the well?	X		
b	Is the casing free of kinks or bends, or any obstructions from foreign objects (such as bailers)?	X		
c	Is the well properly vented for equilibration of air pressure?	X		
d	Is the survey point clearly marked on the inner casing?	X		
e	Is the depth of the well consistent with the original well log?	X		
f	Is the casing stable? (or does the pvc move easily when touched or can it be taken apart by hand due to lack of grout or use of slip couplings in construction)	X		
5 Sampling: Groundwater Wells Only:				
a	Does well recharge adequately when purged?	X		
b	If dedicated sampling equipment installed, is it in good condition and specified in the approved groundwater plan for the facility?			X
c	Does the well require redevelopment (low flow, turbid)?		X	
6	Based on your professional judgement, is the well construction / location appropriate to 1) achieve the objectives of the Groundwater Monitoring Program and 2) comply with the applicable regulatory requirements?	X		

7 Corrective actions as needed, by date:

Signature and Seal of PE/PG responsible for inspection

Groundwater Monitoring Well Integrity Form

Site Name: Bowen
Permit Number:
Well ID: BGWC-25
Date: 7/25/22

		yes	no	n/a
1 Location/Identification				
a	Is the well visible and accessible?	X		
b	Is the well properly identified with the correct well ID?	X		
c	Is the well in a high traffic area and does the well require protection from traffic?		X	
d	Is the drainage around the well acceptable? (no standing water, nor is well located in obvious drainage flow path)	X		
2 Protective Casing				
a	Is the protective casing free from apparent damage and able to be secured?	X		
b	Is the casing free of degradation or deterioration?	X		
c	Does the casing have a functioning weep hole?	X		
d	Is the annular space between casings clear of debris and water, or filled with pea gravel/sand?	X		
e	Is the well locked and is the lock in good condition?	X		
3 Surface pad				
a	Is the well pad in good condition (not cracked or broken)?	X		
b	Is the well pad sloped away from the protective casing?	X		
c	Is the well pad in complete contact with the protective casing?	X		
d	Is the well pad in complete contact with the ground surface and stable? (not undermined by erosion, animal burrows, and does not move when stepped on)	X		
e	Is the pad surface clean (not covered with sediment or debris)?	X		
4 Internal casing				
a	Does the cap prevent entry of foreign material into the well?	X		
b	Is the casing free of kinks or bends, or any obstructions from foreign objects (such as bailers)?	X		
c	Is the well properly vented for equilibration of air pressure?	X		
d	Is the survey point clearly marked on the inner casing?	X		
e	Is the depth of the well consistent with the original well log?	X		
f	Is the casing stable? (or does the pvc move easily when touched or can it be taken apart by hand due to lack of grout or use of slip couplings in construction)	X		
5 Sampling: Groundwater Wells Only:				
a	Does well recharge adequately when purged?	X		
b	If dedicated sampling equipment installed, is it in good condition and specified in the approved groundwater plan for the facility?	X		
c	Does the well require redevelopment (low flow, turbid)?		X	
6	**Based on your professional judgement, is the well construction / location appropriate to 1) achieve the objectives of the Groundwater Monitoring Program and 2) comply with the applicable regulatory requirements?**	X		

7 Corrective actions as needed, by date:

Signature and Seal of PE/PG responsible for inspection

Groundwater Monitoring Well Integrity Form

Site Name Bowen AP
Permit Number
Well ID BGDA-26
Date, field conditions 7/25/22

		yes	no	n/a
1 Location/Identification				
a	Is the well visible and accessible?	X		
b	Is the well properly identified with the correct well ID?	X		
c	Is the well in a high traffic area and does the well require protection from traffic?		X	
d	Is the drainage around the well acceptable? (no standing water, nor is well located in obvious drainage flow path)	X		
2 Protective Casing				
a	Is the protective casing free from apparent damage and able to be secured?	X		
b	Is the casing free of degradation or deterioration?	X		
c	Does the casing have a functioning weep hole?	X		
d	Is the annular space between casings clear of debris and water, or filled with pea gravel/sand?	X		
e	Is the well locked and is the lock in good condition?	X		
3 Surface pad				
a	Is the well pad in good condition (not cracked or broken)?	X		
b	Is the well pad sloped away from the protective casing?	X		
c	Is the well pad in complete contact with the protective casing?	X		
d	Is the well pad in complete contact with the ground surface and stable? (not undermined by erosion, animal burrows, and does not move when stepped on)	X		
e	Is the pad surface clean (not covered with sediment or debris)?	X		
4 Internal casing				
a	Does the cap prevent entry of foreign material into the well?	X		
b	Is the casing free of kinks or bends, or any obstructions from foreign objects (such as bailers)?	X		
c	Is the well properly vented for equilibration of air pressure?	X		
d	Is the survey point clearly marked on the inner casing?	X		
e	Is the depth of the well consistent with the original well log?	X		
f	Is the casing stable? (or does the pvc move easily when touched or can it be taken apart by hand due to lack of grout or use of slip couplings in construction)	X		
5 Sampling: Groundwater Wells Only:				
a	Does well recharge adequately when purged?			X
b	If dedicated sampling equipment installed, is it in good condition and specified in the approved groundwater plan for the facility?	X		
c	Does the well require redevelopment (low flow, turbid)?		X	
6	Based on your professional judgement, is the well construction / location appropriate to 1) achieve the objectives of the Groundwater Monitoring Program and 2) comply with the applicable regulatory requirements?	X		

7 Corrective actions as needed, by date:

Signature and Seal of PE/PG responsible for inspection

Groundwater Monitoring Well Integrity Form

Site Name Bacon AP
Permit Number
Well ID BGWA-27
Date, field conditions 7/25/22

		yes	no	n/a
1 Location/Identification				
a	Is the well visible and accessible?	X		
b	Is the well properly identified with the correct well ID?	X		
c	Is the well in a high traffic area and does the well require protection from traffic?		X	
d	Is the drainage around the well acceptable? (no standing water, nor is well located in obvious drainage flow path)	X		
2 Protective Casing				
a	Is the protective casing free from apparent damage and able to be secured?	X		
b	Is the casing free of degradation or deterioration?	X		
c	Does the casing have a functioning weep hole?	X		
d	Is the annular space between casings clear of debris and water, or filled with pea gravel/sand?	X		
e	Is the well locked and is the lock in good condition?	X		
3 Surface pad				
a	Is the well pad in good condition (not cracked or broken)?	X		
b	Is the well pad sloped away from the protective casing?	X		
c	Is the well pad in complete contact with the protective casing?	X		
d	Is the well pad in complete contact with the ground surface and stable? (not undermined by erosion, animal burrows, and does not move when stepped on)	X		
e	Is the pad surface clean (not covered with sediment or debris)?	X		
4 Internal casing				
a	Does the cap prevent entry of foreign material into the well?	X		
b	Is the casing free of kinks or bends, or any obstructions from foreign objects (such as bailers)?	X		
c	Is the well properly vented for equilibration of air pressure?	X		
d	Is the survey point clearly marked on the inner casing?	X		
e	Is the depth of the well consistent with the original well log?	X		
f	Is the casing stable? (or does the pvc move easily when touched or can it be taken apart by hand due to lack of grout or use of slip couplings in construction)	X		
5 Sampling: Groundwater Wells Only:				
a	Does well recharge adequately when purged?			X
b	If dedicated sampling equipment installed, is it in good condition and specified in the approved groundwater plan for the facility?	X		
c	Does the well require redevelopment (low flow, turbid)?		X	
6	Based on your professional judgement, is the well construction / location appropriate to 1) achieve the objectives of the Groundwater Monitoring Program and 2) comply with the applicable regulatory requirements?	X		

7 Corrective actions as needed, by date:

Signature and Seal of PE/PG responsible for inspection

Groundwater Monitoring Well Integrity Form

Site Name Bowen AP
Permit Number
Well ID BGWA-28
Date, field conditions

		yes	no	n/a
1 Location/Identification				
a	Is the well visible and accessible?	X		
b	Is the well properly identified with the correct well ID?	X		
c	Is the well in a high traffic area and does the well require protection from traffic?		X	
d	Is the drainage around the well acceptable? (no standing water, nor is well located in obvious drainage flow path)	X		
2 Protective Casing				
a	Is the protective casing free from apparent damage and able to be secured?	X		
b	Is the casing free of degradation or deterioration?	X		
c	Does the casing have a functioning weep hole?	X		
d	Is the annular space between casings clear of debris and water, or filled with pea gravel/sand?	X		
e	Is the well locked and is the lock in good condition?	X		
3 Surface pad				
a	Is the well pad in good condition (not cracked or broken)?	X		
b	Is the well pad sloped away from the protective casing?	X		
c	Is the well pad in complete contact with the protective casing?	X		
d	Is the well pad in complete contact with the ground surface and stable? (not undermined by erosion, animal burrows, and does not move when stepped on)	X		
e	Is the pad surface clean (not covered with sediment or debris)?	X		
4 Internal casing				
a	Does the cap prevent entry of foreign material into the well?	X		
b	Is the casing free of kinks or bends, or any obstructions from foreign objects (such as bailers)?	X		
c	Is the well properly vented for equilibration of air pressure?	X		
d	Is the survey point clearly marked on the inner casing?	X		
e	Is the depth of the well consistent with the original well log?	X		
f	Is the casing stable? (or does the pvc move easily when touched or can it be taken apart by hand due to lack of grout or use of slip couplings in construction)	X		
5 Sampling: Groundwater Wells Only:				
a	Does well recharge adequately when purged?			X
b	If dedicated sampling equipment installed, is it in good condition and specified in the approved groundwater plan for the facility?	X		
c	Does the well require redevelopment (low flow, turbid)?		X	
6	Based on your professional judgement, is the well construction / location appropriate to 1) achieve the objectives of the Groundwater Monitoring Program and 2) comply with the applicable regulatory requirements?	X		

7 Corrective actions as needed, by date:

Signature and Seal of PE/PG responsible for inspection

Groundwater Monitoring Well Integrity Form

Site Name Bayou AP
Permit Number
Well ID BGWA-29
Date, field conditions 7/25/22

		yes	no	n/a
1 Location/Identification				
a	Is the well visible and accessible?	X		
b	Is the well properly identified with the correct well ID?	X		
c	Is the well in a high traffic area and does the well require protection from traffic?		X	
d	Is the drainage around the well acceptable? (no standing water, nor is well located in obvious drainage flow path)	X		
2 Protective Casing				
a	Is the protective casing free from apparent damage and able to be secured?	X		
b	Is the casing free of degradation or deterioration?	X		
c	Does the casing have a functioning weep hole?	X		
d	Is the annular space between casings clear of debris and water, or filled with pea gravel/sand?	X		
e	Is the well locked and is the lock in good condition?	X		
3 Surface pad				
a	Is the well pad in good condition (not cracked or broken)?	X		
b	Is the well pad sloped away from the protective casing?	X		
c	Is the well pad in complete contact with the protective casing?	X		
d	Is the well pad in complete contact with the ground surface and stable? (not undermined by erosion, animal burrows, and does not move when stepped on)	X		
e	Is the pad surface clean (not covered with sediment or debris)?	X		
4 Internal casing				
a	Does the cap prevent entry of foreign material into the well?	X		
b	Is the casing free of kinks or bends, or any obstructions from foreign objects (such as bailers)?	X		
c	Is the well properly vented for equilibration of air pressure?	X		
d	Is the survey point clearly marked on the inner casing?	X		
e	Is the depth of the well consistent with the original well log?	X		
f	Is the casing stable? (or does the pvc move easily when touched or can it be taken apart by hand due to lack of grout or use of slip couplings in construction)	X		
5 Sampling: Groundwater Wells Only:				
a	Does well recharge adequately when purged?	X		
b	If dedicated sampling equipment installed, is it in good condition and specified in the approved groundwater plan for the facility?	X		
c	Does the well require redevelopment (low flow, turbid)?		X	
6	Based on your professional judgement, is the well construction / location appropriate to 1) achieve the objectives of the Groundwater Monitoring Program and 2) comply with the applicable regulatory requirements?	X		

7 Corrective actions as needed, by date:

Signature and Seal of PE/PG responsible for inspection

Groundwater Monitoring Well Integrity Form

Site Name: Bowen
Permit Number:
Well ID: BGWC-30
Date: 7/25/22

		yes	no	n/a
1 Location/Identification				
a	Is the well visible and accessible?	X		
b	Is the well properly identified with the correct well ID?	X		
c	Is the well in a high traffic area and does the well require protection from traffic?		X	
d	Is the drainage around the well acceptable? (no standing water, nor is well located in obvious drainage flow path)	X		
2 Protective Casing				
a	Is the protective casing free from apparent damage and able to be secured?	X		
b	Is the casing free of degradation or deterioration?	X		
c	Does the casing have a functioning weep hole?	X		
d	Is the annular space between casings clear of debris and water, or filled with pea gravel/sand?	X		
e	Is the well locked and is the lock in good condition?	X		
3 Surface pad				
a	Is the well pad in good condition (not cracked or broken)?	X		
b	Is the well pad sloped away from the protective casing?	X		
c	Is the well pad in complete contact with the protective casing?	X		
d	Is the well pad in complete contact with the ground surface and stable? (not undermined by erosion, animal burrows, and does not move when stepped on)	X		
e	Is the pad surface clean (not covered with sediment or debris)?	X		
4 Internal casing				
a	Does the cap prevent entry of foreign material into the well?	X		
b	Is the casing free of kinks or bends, or any obstructions from foreign objects (such as bailers)?	X		
c	Is the well properly vented for equilibration of air pressure?	X		
d	Is the survey point clearly marked on the inner casing?	X		
e	Is the depth of the well consistent with the original well log?	X		
f	Is the casing stable? (or does the pvc move easily when touched or can it be taken apart by hand due to lack of grout or use of slip couplings in construction)	X		
5 Sampling: Groundwater Wells Only:				
a	Does well recharge adequately when purged?	X		
b	If dedicated sampling equipment installed, is it in good condition and specified in the approved groundwater plan for the facility?			X
c	Does the well require redevelopment (low flow, turbid)?		X	
6	Based on your professional judgement, is the well construction / location appropriate to 1) achieve the objectives of the Groundwater Monitoring Program and 2) comply with the applicable regulatory requirements?	X		

7 Corrective actions as needed, by date:

Signature and Seal of PE/PG responsible for inspection

Groundwater Monitoring Well Integrity Form

Site Name: Brown
Permit Number:
Well ID: BGWOC-31
Date, field conditions: 7/25/22

		yes	no	n/a
1 Location/Identification				
a	Is the well visible and accessible?	X		
b	Is the well properly identified with the correct well ID?	X		
c	Is the well in a high traffic area and does the well require protection from traffic?		X	
d	Is the drainage around the well acceptable? (no standing water, nor is well located in obvious drainage flow path)	X		
2 Protective Casing				
a	Is the protective casing free from apparent damage and able to be secured?	X		
b	Is the casing free of degradation or deterioration?	X		
c	Does the casing have a functioning weep hole?	X		
d	Is the annular space between casings clear of debris and water, or filled with pea gravel/sand?	X		
e	Is the well locked and is the lock in good condition?	X		
3 Surface pad				
a	Is the well pad in good condition (not cracked or broken)?	X		
b	Is the well pad sloped away from the protective casing?	X		
c	Is the well pad in complete contact with the protective casing?	X		
d	Is the well pad in complete contact with the ground surface and stable? (not undermined by erosion, animal burrows, and does not move when stepped on)	X		
e	Is the pad surface clean (not covered with sediment or debris)?	X		
4 Internal casing				
a	Does the cap prevent entry of foreign material into the well?	X		
b	Is the casing free of kinks or bends, or any obstructions from foreign objects (such as bailers)?	X		
c	Is the well properly vented for equilibration of air pressure?	X		
d	Is the survey point clearly marked on the inner casing?	X		
e	Is the depth of the well consistent with the original well log?	X		
f	Is the casing stable? (or does the pvc move easily when touched or can it be taken apart by hand due to lack of grout or use of slip couplings in construction)	X		
5 Sampling: Groundwater Wells Only:				
a	Does well recharge adequately when purged?	X		
b	If dedicated sampling equipment installed, is it in good condition and specified in the approved groundwater plan for the facility?	X		
c	Does the well require redevelopment (low flow, turbid)?		X	
6	Based on your professional judgement, is the well construction / location appropriate to 1) achieve the objectives of the Groundwater Monitoring Program and 2) comply with the applicable regulatory requirements?	X		

7 Corrective actions as needed, by date:

Signature and Seal of PE/PG responsible for inspection

Groundwater Monitoring Well Integrity Form

Site Name Bacon AP
Permit Number
Well ID BCAOC-32
Date, field conditions 7/25/22

		yes	no	n/a
1 Location/Identification				
a	Is the well visible and accessible?	X		
b	Is the well properly identified with the correct well ID?	X		
c	Is the well in a high traffic area and does the well require protection from traffic?		X	
d	Is the drainage around the well acceptable? (no standing water, nor is well located in obvious drainage flow path)	X		
2 Protective Casing				
a	Is the protective casing free from apparent damage and able to be secured?	X		
b	Is the casing free of degradation or deterioration?	X		
c	Does the casing have a functioning weep hole?	X		
d	Is the annular space between casings clear of debris and water, or filled with pea gravel/sand?	X		
e	Is the well locked and is the lock in good condition?	X		
3 Surface pad				
a	Is the well pad in good condition (not cracked or broken)?	X		
b	Is the well pad sloped away from the protective casing?	X		
c	Is the well pad in complete contact with the protective casing?	X		
d	Is the well pad in complete contact with the ground surface and stable? (not undermined by erosion, animal burrows, and does not move when stepped on)	X		
e	Is the pad surface clean (not covered with sediment or debris)?	X		
4 Internal casing				
a	Does the cap prevent entry of foreign material into the well?	X		
b	Is the casing free of kinks or bends, or any obstructions from foreign objects (such as bailers)?	X		
c	Is the well properly vented for equilibration of air pressure?	X		
d	Is the survey point clearly marked on the inner casing?	X		
e	Is the depth of the well consistent with the original well log?	X		
f	Is the casing stable? (or does the pvc move easily when touched or can it be taken apart by hand due to lack of grout or use of slip couplings in construction)	X		
5 Sampling: Groundwater Wells Only:				
a	Does well recharge adequately when purged?	X		
b	If dedicated sampling equipment installed, is it in good condition and specified in the approved groundwater plan for the facility?	X		
c	Does the well require redevelopment (low flow, turbid)?		X	
6	Based on your professional judgement, is the well construction / location appropriate to 1) achieve the objectives of the Groundwater Monitoring Program and 2) comply with the applicable regulatory requirements?	X		

7 Corrective actions as needed, by date:

Signature and Seal of PE/PG responsible for inspection

Groundwater Monitoring Well Integrity Form

Site Name [illegible]
Permit Number
Well ID [illegible]-33
Date, field conditions 7/25/22

		yes	no	n/a
1 Location/Identification				
a	Is the well visible and accessible?	X		
b	Is the well properly identified with the correct well ID?	X		
c	Is the well in a high traffic area and does the well require protection from traffic?		X	
d	Is the drainage around the well acceptable? (no standing water, nor is well located in obvious drainage flow path)	X		
2 Protective Casing				
a	Is the protective casing free from apparent damage and able to be secured?	X		
b	Is the casing free of degradation or deterioration?	X		
c	Does the casing have a functioning weep hole?	X		
d	Is the annular space between casings clear of debris and water, or filled with pea gravel/sand?	X		
e	Is the well locked and is the lock in good condition?	X		
3 Surface pad				
a	Is the well pad in good condition (not cracked or broken)?	X		
b	Is the well pad sloped away from the protective casing?	X		
c	Is the well pad in complete contact with the protective casing?	X		
d	Is the well pad in complete contact with the ground surface and stable? (not undermined by erosion, animal burrows, and does not move when stepped on)	X		
e	Is the pad surface clean (not covered with sediment or debris)?	X		
4 Internal casing				
a	Does the cap prevent entry of foreign material into the well?	X		
b	Is the casing free of kinks or bends, or any obstructions from foreign objects (such as bailers)?	X		
c	Is the well properly vented for equilibration of air pressure?	X		
d	Is the survey point clearly marked on the inner casing?	X		
e	Is the depth of the well consistent with the original well log?	X		
f	Is the casing stable? (or does the pvc move easily when touched or can it be taken apart by hand due to lack of grout or use of slip couplings in construction)	X		
5 Sampling: Groundwater Wells Only:				
a	Does well recharge adequately when purged?	X		
b	If dedicated sampling equipment installed, is it in good condition and specified in the approved groundwater plan for the facility?			X
c	Does the well require redevelopment (low flow, turbid)?		X	
6	Based on your professional judgement, is the well construction / location appropriate to 1) achieve the objectives of the Groundwater Monitoring Program and 2) comply with the applicable regulatory requirements?	X		

7 Corrective actions as needed, by date:

Signature and Seal of PE/PG responsible for inspection

Groundwater Monitoring Well Integrity Form

Site Name: Bowen
Permit Number:
Well ID: BGWC-34D
Date: 7/25/22

		yes	no	n/a
1 Location/Identification				
a	Is the well visible and accessible?	X		
b	Is the well properly identified with the correct well ID?	X		
c	Is the well in a high traffic area and does the well require protection from traffic?		X	
d	Is the drainage around the well acceptable? (no standing water, nor is well located in obvious drainage flow path)	X		
2 Protective Casing				
a	Is the protective casing free from apparent damage and able to be secured?	X		
b	Is the casing free of degradation or deterioration?	X		
c	Does the casing have a functioning weep hole?	X		
d	Is the annular space between casings clear of debris and water, or filled with pea gravel/sand?	X		
e	Is the well locked and is the lock in good condition?	X		
3 Surface pad				
a	Is the well pad in good condition (not cracked or broken)?	X		
b	Is the well pad sloped away from the protective casing?	X		
c	Is the well pad in complete contact with the protective casing?	X		
d	Is the well pad in complete contact with the ground surface and stable? (not undermined by erosion, animal burrows, and does not move when stepped on)	X		
e	Is the pad surface clean (not covered with sediment or debris)?	X		
4 Internal casing				
a	Does the cap prevent entry of foreign material into the well?	X		
b	Is the casing free of kinks or bends, or any obstructions from foreign objects (such as bailers)?	X		
c	Is the well properly vented for equilibration of air pressure?	X		
d	Is the survey point clearly marked on the inner casing?	X		
e	Is the depth of the well consistent with the original well log?	X		
f	Is the casing stable? (or does the pvc move easily when touched or can it be taken apart by hand due to lack of grout or use of slip couplings in construction)	X		
5 Sampling: Groundwater Wells Only:				
a	Does well recharge adequately when purged?	X		
b	If dedicated sampling equipment installed, is it in good condition and specified in the approved groundwater plan for the facility?	X		
c	Does the well require redevelopment (low flow, turbid)?		X	
6	Based on your professional judgement, is the well construction / location appropriate to 1) achieve the objectives of the Groundwater Monitoring Program and 2) comply with the applicable regulatory requirements?	X		

7 Corrective actions as needed, by date:

Signature and Seal of PE/PG responsible for inspection

Groundwater Monitoring Well Integrity Form

Site Name: Bacon AP
Permit Number:
Well ID: BGWC-35D
Date, field conditions: 7/25/22

		yes	no	n/a
1 Location/Identification				
a	Is the well visible and accessible?	X		
b	Is the well properly identified with the correct well ID?	X		
c	Is the well in a high traffic area and does the well require protection from traffic?		X	
d	Is the drainage around the well acceptable? (no standing water, nor is well located in obvious drainage flow path)	X		
2 Protective Casing				
a	Is the protective casing free from apparent damage and able to be secured?	X		
b	Is the casing free of degradation or deterioration?	X		
c	Does the casing have a functioning weep hole?	X		
d	Is the annular space between casings clear of debris and water, or filled with pea gravel/sand?	X		
e	Is the well locked and is the lock in good condition?	X		
3 Surface pad				
a	Is the well pad in good condition (not cracked or broken)?	X		
b	Is the well pad sloped away from the protective casing?	X		
c	Is the well pad in complete contact with the protective casing?	X		
d	Is the well pad in complete contact with the ground surface and stable? (not undermined by erosion, animal burrows, and does not move when stepped on)	X		
e	Is the pad surface clean (not covered with sediment or debris)?	X		
4 Internal casing				
a	Does the cap prevent entry of foreign material into the well?	X		
b	Is the casing free of kinks or bends, or any obstructions from foreign objects (such as bailers)?	X		
c	Is the well properly vented for equilibration of air pressure?	X		
d	Is the survey point clearly marked on the inner casing?	X		
e	Is the depth of the well consistent with the original well log?	X		
f	Is the casing stable? (or does the pvc move easily when touched or can it be taken apart by hand due to lack of grout or use of slip couplings in construction)	X		
5 Sampling: Groundwater Wells Only:				
a	Does well recharge adequately when purged?	X		
b	If dedicated sampling equipment installed, is it in good condition and specified in the approved groundwater plan for the facility?	X		
c	Does the well require redevelopment (low flow, turbid)?		X	
6	Based on your professional judgement, is the well construction / location appropriate to 1) achieve the objectives of the Groundwater Monitoring Program and 2) comply with the applicable regulatory requirements?	X		

7 Corrective actions as needed, by date:

Signature and Seal of PE/PG responsible for inspection

Groundwater Monitoring Well Integrity Form

Site Name: Bowen
Permit Number:
Well ID: BGWC-36D
Date: 7/25/22

		yes	no	n/a
1 Location/Identification				
a	Is the well visible and accessible?	X		
b	Is the well properly identified with the correct well ID?	X		
c	Is the well in a high traffic area and does the well require protection from traffic?		X	
d	Is the drainage around the well acceptable? (no standing water, nor is well located in obvious drainage flow path)	X		
2 Protective Casing				
a	Is the protective casing free from apparent damage and able to be secured?	X		
b	Is the casing free of degradation or deterioration?	X		
c	Does the casing have a functioning weep hole?	X		
d	Is the annular space between casings clear of debris and water, or filled with pea gravel/sand?	X		
e	Is the well locked and is the lock in good condition?	X		
3 Surface pad				
a	Is the well pad in good condition (not cracked or broken)?	X		
b	Is the well pad sloped away from the protective casing?	X		
c	Is the well pad in complete contact with the protective casing?	X		
d	Is the well pad in complete contact with the ground surface and stable? (not undermined by erosion, animal burrows, and does not move when stepped on)	X		
e	Is the pad surface clean (not covered with sediment or debris)?	X		
4 Internal casing				
a	Does the cap prevent entry of foreign material into the well?	X		
b	Is the casing free of kinks or bends, or any obstructions from foreign objects (such as bailers)?	X		
c	Is the well properly vented for equilibration of air pressure?	X		
d	Is the survey point clearly marked on the inner casing?	X		
e	Is the depth of the well consistent with the original well log?	X		
f	Is the casing stable? (or does the pvc move easily when touched or can it be taken apart by hand due to lack of grout or use of slip couplings in construction)	X		
5 Sampling: Groundwater Wells Only:				
a	Does well recharge adequately when purged?	X		
b	If dedicated sampling equipment installed, is it in good condition and specified in the approved groundwater plan for the facility?	X		
c	Does the well require redevelopment (low flow, turbid)?		X	
6	Based on your professional judgement, is the well construction / location appropriate to 1) achieve the objectives of the Groundwater Monitoring Program and 2) comply with the applicable regulatory requirements?	X		

7 Corrective actions as needed, by date:

Signature and Seal of PE/PG responsible for inspection

Groundwater Monitoring Well Integrity Form

Site Name Basco AP
Permit Number
Well ID BGW-37D
Date, field conditions 7/25/22

		yes	no	n/a
1 Location/Identification				
a	Is the well visible and accessible?	X		
b	Is the well properly identified with the correct well ID?	X		
c	Is the well in a high traffic area and does the well require protection from traffic?		X	
d	Is the drainage around the well acceptable? (no standing water, nor is well located in obvious drainage flow path)	X		
2 Protective Casing				
a	Is the protective casing free from apparent damage and able to be secured?	X		
b	Is the casing free of degradation or deterioration?	X		
c	Does the casing have a functioning weep hole?	X		
d	Is the annular space between casings clear of debris and water, or filled with pea gravel/sand?	X		
e	Is the well locked and is the lock in good condition?	X		
3 Surface pad				
a	Is the well pad in good condition (not cracked or broken)?	X		
b	Is the well pad sloped away from the protective casing?	X		
c	Is the well pad in complete contact with the protective casing?	X		
d	Is the well pad in complete contact with the ground surface and stable? (not undermined by erosion, animal burrows, and does not move when stepped on)	X		
e	Is the pad surface clean (not covered with sediment or debris)?	X		
4 Internal casing				
a	Does the cap prevent entry of foreign material into the well?	X		
b	Is the casing free of kinks or bends, or any obstructions from foreign objects (such as bailers)?	X		
c	Is the well properly vented for equilibration of air pressure?	X		
d	Is the survey point clearly marked on the inner casing?	X		
e	Is the depth of the well consistent with the original well log?	X		
f	Is the casing stable? (or does the pvc move easily when touched or can it be taken apart by hand due to lack of grout or use of slip couplings in construction)	X		
5 Sampling: Groundwater Wells Only:				
a	Does well recharge adequately when purged?	X		
b	If dedicated sampling equipment installed, is it in good condition and specified in the approved groundwater plan for the facility?	X		
c	Does the well require redevelopment (low flow, turbid)?		X	
6	Based on your professional judgement, is the well construction / location appropriate to 1) achieve the objectives of the Groundwater Monitoring Program and 2) comply with the applicable regulatory requirements?	X		

7 Corrective actions as needed, by date:

Signature and Seal of PE/PG responsible for inspection

Groundwater Monitoring Well Integrity Form

Site Name: Bowen
Permit Number:
Well ID: BGWC-38D
Date: 7/25/22

		yes	no	n/a
1 Location/Identification				
a	Is the well visible and accessible?	X		
b	Is the well properly identified with the correct well ID?	X		
c	Is the well in a high traffic area and does the well require protection from traffic?		X	
d	Is the drainage around the well acceptable? (no standing water, nor is well located in obvious drainage flow path)	X		
2 Protective Casing				
a	Is the protective casing free from apparent damage and able to be secured?	X		
b	Is the casing free of degradation or deterioration?	X		
c	Does the casing have a functioning weep hole?	X		
d	Is the annular space between casings clear of debris and water, or filled with pea gravel/sand?	X		
e	Is the well locked and is the lock in good condition?	X		
3 Surface pad				
a	Is the well pad in good condition (not cracked or broken)?	X		
b	Is the well pad sloped away from the protective casing?	X		
c	Is the well pad in complete contact with the protective casing?	X		
d	Is the well pad in complete contact with the ground surface and stable? (not undermined by erosion, animal burrows, and does not move when stepped on)	X		
e	Is the pad surface clean (not covered with sediment or debris)?	X		
4 Internal casing				
a	Does the cap prevent entry of foreign material into the well?	X		
b	Is the casing free of kinks or bends, or any obstructions from foreign objects (such as bailers)?	X		
c	Is the well properly vented for equilibration of air pressure?	X		
d	Is the survey point clearly marked on the inner casing?	X		
e	Is the depth of the well consistent with the original well log?	X		
f	Is the casing stable? (or does the pvc move easily when touched or can it be taken apart by hand due to lack of grout or use of slip couplings in construction)	X		
5 Sampling: Groundwater Wells Only:				
a	Does well recharge adequately when purged?	X		
b	If dedicated sampling equipment installed, is it in good condition and specified in the approved groundwater plan for the facility?			X
c	Does the well require redevelopment (low flow, turbid)?		X	
6	Based on your professional judgement, is the well construction / location appropriate to 1) achieve the objectives of the Groundwater Monitoring Program and 2) comply with the applicable regulatory requirements?	X		

7 Corrective actions as needed, by date:

Signature and Seal of PE/PG responsible for inspection

Groundwater Monitoring Well Integrity Form

Site Name Bacon AP
Permit Number
Well ID BGWC-39
Date, field conditions 7/25/22

		yes	no	n/a
1 Location/Identification				
a	Is the well visible and accessible?	X		
b	Is the well properly identified with the correct well ID?	X		
c	Is the well in a high traffic area and does the well require protection from traffic?		X	
d	Is the drainage around the well acceptable? (no standing water, nor is well located in obvious drainage flow path)	X		
2 Protective Casing				
a	Is the protective casing free from apparent damage and able to be secured?	X		
b	Is the casing free of degradation or deterioration?	X		
c	Does the casing have a functioning weep hole?	X		
d	Is the annular space between casings clear of debris and water, or filled with pea gravel/sand?	X		
e	Is the well locked and is the lock in good condition?	X		
3 Surface pad				
a	Is the well pad in good condition (not cracked or broken)?	X		
b	Is the well pad sloped away from the protective casing?	X		
c	Is the well pad in complete contact with the protective casing?	X		
d	Is the well pad in complete contact with the ground surface and stable? (not undermined by erosion, animal burrows, and does not move when stepped on)	X		
e	Is the pad surface clean (not covered with sediment or debris)?	X		
4 Internal casing				
a	Does the cap prevent entry of foreign material into the well?	X		
b	Is the casing free of kinks or bends, or any obstructions from foreign objects (such as bailers)?	X		
c	Is the well properly vented for equilibration of air pressure?	X		
d	Is the survey point clearly marked on the inner casing?	X		
e	Is the depth of the well consistent with the original well log?	X		
f	Is the casing stable? (or does the pvc move easily when touched or can it be taken apart by hand due to lack of grout or use of slip couplings in construction)	X		
5 Sampling: Groundwater Wells Only:				
a	Does well recharge adequately when purged?	X		
b	If dedicated sampling equipment installed, is it in good condition and specified in the approved groundwater plan for the facility?			X
c	Does the well require redevelopment (low flow, turbid)?		X	
6	Based on your professional judgement, is the well construction / location appropriate to 1) achieve the objectives of the Groundwater Monitoring Program and 2) comply with the applicable regulatory requirements?	X		

7 Corrective actions as needed, by date:

Signature and Seal of PE/PG responsible for inspection

Groundwater Monitoring Well Integrity Form

Site Name Bowen AP
Permit Number
Well ID BGWX-40
Date, field conditions 7/25/22

		yes	no	n/a
1 Location/Identification				
a	Is the well visible and accessible?	X		
b	Is the well properly identified with the correct well ID?	X		
c	Is the well in a high traffic area and does the well require protection from traffic?		X	
d	Is the drainage around the well acceptable? (no standing water, nor is well located in obvious drainage flow path)	X		
2 Protective Casing				
a	Is the protective casing free from apparent damage and able to be secured?	X		
b	Is the casing free of degradation or deterioration?	X		
c	Does the casing have a functioning weep hole?	X		
d	Is the annular space between casings clear of debris and water, or filled with pea gravel/sand?	X		
e	Is the well locked and is the lock in good condition?	X		
3 Surface pad				
a	Is the well pad in good condition (not cracked or broken)?	X		
b	Is the well pad sloped away from the protective casing?	X		
c	Is the well pad in complete contact with the protective casing?	X		
d	Is the well pad in complete contact with the ground surface and stable? (not undermined by erosion, animal burrows, and does not move when stepped on)	X		
e	Is the pad surface clean (not covered with sediment or debris)?	X		
4 Internal casing				
a	Does the cap prevent entry of foreign material into the well?	X		
b	Is the casing free of kinks or bends, or any obstructions from foreign objects (such as bailers)?	X		
c	Is the well properly vented for equilibration of air pressure?	X		
d	Is the survey point clearly marked on the inner casing?	X		
e	Is the depth of the well consistent with the original well log?	X		
f	Is the casing stable? (or does the pvc move easily when touched or can it be taken apart by hand due to lack of grout or use of slip couplings in construction)	X		
5 Sampling: Groundwater Wells Only:				
a	Does well recharge adequately when purged?	X		
b	If dedicated sampling equipment installed, is it in good condition and specified in the approved groundwater plan for the facility?	X		
c	Does the well require redevelopment (low flow, turbid)?		X	
6	Based on your professional judgement, is the well construction / location appropriate to 1) achieve the objectives of the Groundwater Monitoring Program and 2) comply with the applicable regulatory requirements?	X		

7 Corrective actions as needed, by date:

Signature and Seal of PE/PG responsible for inspection

Groundwater Monitoring Well Integrity Form

Site Name Bowen AP
Permit Number
Well ID BGWC-41D
Date, field conditions 7/25/22

		yes	no	n/a
1 Location/Identification				
a	Is the well visible and accessible?	X		
b	Is the well properly identified with the correct well ID?	X		
c	Is the well in a high traffic area and does the well require protection from traffic?		X	
d	Is the drainage around the well acceptable? (no standing water, nor is well located in obvious drainage flow path)	X		
2 Protective Casing				
a	Is the protective casing free from apparent damage and able to be secured?	X		
b	Is the casing free of degradation or deterioration?	X		
c	Does the casing have a functioning weep hole?	X		
d	Is the annular space between casings clear of debris and water, or filled with pea gravel/sand?	X		
e	Is the well locked and is the lock in good condition?	X		
3 Surface pad				
a	Is the well pad in good condition (not cracked or broken)?	X		
b	Is the well pad sloped away from the protective casing?	X		
c	Is the well pad in complete contact with the protective casing?	X		
d	Is the well pad in complete contact with the ground surface and stable? (not undermined by erosion, animal burrows, and does not move when stepped on)	X		
e	Is the pad surface clean (not covered with sediment or debris)?	X		
4 Internal casing				
a	Does the cap prevent entry of foreign material into the well?	X		
b	Is the casing free of kinks or bends, or any obstructions from foreign objects (such as bailers)?	X		
c	Is the well properly vented for equilibration of air pressure?	X		
d	Is the survey point clearly marked on the inner casing?	X		
e	Is the depth of the well consistent with the original well log?	X		
f	Is the casing stable? (or does the pvc move easily when touched or can it be taken apart by hand due to lack of grout or use of slip couplings in construction)	X		
5 Sampling: Groundwater Wells Only:				
a	Does well recharge adequately when purged?	X		
b	If dedicated sampling equipment installed, is it in good condition and specified in the approved groundwater plan for the facility?	X		
c	Does the well require redevelopment (low flow, turbid)?		X	
6	Based on your professional judgement, is the well construction / location appropriate to 1) achieve the objectives of the Groundwater Monitoring Program and 2) comply with the applicable regulatory requirements?	X		

7 Corrective actions as needed, by date:

Signature and Seal of PE/PG responsible for inspection

Groundwater Monitoring Well Integrity Form

Site Name: Bowen AP
Permit Number:
Well ID: BGWC-42D
Date, field conditions: 7/25/22

		yes	no	n/a
1 Location/Identification				
a	Is the well visible and accessible?	X		
b	Is the well properly identified with the correct well ID?	X		
c	Is the well in a high traffic area and does the well require protection from traffic?		X	
d	Is the drainage around the well acceptable? (no standing water, nor is well located in obvious drainage flow path)	X		
2 Protective Casing				
a	Is the protective casing free from apparent damage and able to be secured?	X		
b	Is the casing free of degradation or deterioration?	X		
c	Does the casing have a functioning weep hole?	X		
d	Is the annular space between casings clear of debris and water, or filled with pea gravel/sand?	X		
e	Is the well locked and is the lock in good condition?	X		
3 Surface pad				
a	Is the well pad in good condition (not cracked or broken)?	X		
b	Is the well pad sloped away from the protective casing?	X		
c	Is the well pad in complete contact with the protective casing?	X		
d	Is the well pad in complete contact with the ground surface and stable? (not undermined by erosion, animal burrows, and does not move when stepped on)	X		
e	Is the pad surface clean (not covered with sediment or debris)?	X		
4 Internal casing				
a	Does the cap prevent entry of foreign material into the well?	X		
b	Is the casing free of kinks or bends, or any obstructions from foreign objects (such as bailers)?	X		
c	Is the well properly vented for equilibration of air pressure?	X		
d	Is the survey point clearly marked on the inner casing?	X		
e	Is the depth of the well consistent with the original well log?	X		
f	Is the casing stable? (or does the pvc move easily when touched or can it be taken apart by hand due to lack of grout or use of slip couplings in construction)	X		
5 Sampling: Groundwater Wells Only:				
a	Does well recharge adequately when purged?	X		
b	If dedicated sampling equipment installed, is it in good condition and specified in the approved groundwater plan for the facility?	X		
c	Does the well require redevelopment (low flow, turbid)?		X	
6	Based on your professional judgement, is the well construction / location appropriate to 1) achieve the objectives of the Groundwater Monitoring Program and 2) comply with the applicable regulatory requirements?	X		

7 Corrective actions as needed, by date:

Signature and Seal of PE/PG responsible for inspection

Groundwater Monitoring Well Integrity Form

Site Name: Bowen
Permit Number:
Well ID: BGWC-43D
Date: 7/25/22

		yes	no	n/a
1 Location/Identification				
a	Is the well visible and accessible?	X		
b	Is the well properly identified with the correct well ID?	X		
c	Is the well in a high traffic area and does the well require protection from traffic?		X	
d	Is the drainage around the well acceptable? (no standing water, nor is well located in obvious drainage flow path)	X		
2 Protective Casing				
a	Is the protective casing free from apparent damage and able to be secured?	X		
b	Is the casing free of degradation or deterioration?	X		
c	Does the casing have a functioning weep hole?	X		
d	Is the annular space between casings clear of debris and water, or filled with pea gravel/sand?	X		
e	Is the well locked and is the lock in good condition?	X		
3 Surface pad				
a	Is the well pad in good condition (not cracked or broken)?	X		
b	Is the well pad sloped away from the protective casing?	X		
c	Is the well pad in complete contact with the protective casing?	X		
d	Is the well pad in complete contact with the ground surface and stable? (not undermined by erosion, animal burrows, and does not move when stepped on)	X		
e	Is the pad surface clean (not covered with sediment or debris)?	X		
4 Internal casing				
a	Does the cap prevent entry of foreign material into the well?	X		
b	Is the casing free of kinks or bends, or any obstructions from foreign objects (such as bailers)?	X		
c	Is the well properly vented for equilibration of air pressure?	X		
d	Is the survey point clearly marked on the inner casing?	X		
e	Is the depth of the well consistent with the original well log?	X		
f	Is the casing stable? (or does the pvc move easily when touched or can it be taken apart by hand due to lack of grout or use of slip couplings in construction)	X		
5 Sampling: Groundwater Wells Only:				
a	Does well recharge adequately when purged?	X		
b	If dedicated sampling equipment installed, is it in good condition and specified in the approved groundwater plan for the facility?			X
c	Does the well require redevelopment (low flow, turbid)?		X	
6	Based on your professional judgement, is the well construction / location appropriate to 1) achieve the objectives of the Groundwater Monitoring Program and 2) comply with the applicable regulatory requirements?	X		

7 Corrective actions as needed, by date:

Signature and Seal of PE/PG responsible for inspection

Groundwater Monitoring Well Integrity Form

Site Name: Bowen
Permit Number:
Well ID: BGWC-44D
Date: 7/25/22

		yes	no	n/a
1 Location/Identification				
a	Is the well visible and accessible?	X		
b	Is the well properly identified with the correct well ID?	X		
c	Is the well in a high traffic area and does the well require protection from traffic?		X	
d	Is the drainage around the well acceptable? (no standing water, nor is well located in obvious drainage flow path)	X		
2 Protective Casing				
a	Is the protective casing free from apparent damage and able to be secured?	X		
b	Is the casing free of degradation or deterioration?	X		
c	Does the casing have a functioning weep hole?	X		
d	Is the annular space between casings clear of debris and water, or filled with pea gravel/sand?	X		
e	Is the well locked and is the lock in good condition?	X		
3 Surface pad				
a	Is the well pad in good condition (not cracked or broken)?	X		
b	Is the well pad sloped away from the protective casing?	X		
c	Is the well pad in complete contact with the protective casing?	X		
d	Is the well pad in complete contact with the ground surface and stable? (not undermined by erosion, animal burrows, and does not move when stepped on)	X		
e	Is the pad surface clean (not covered with sediment or debris)?	X		
4 Internal casing				
a	Does the cap prevent entry of foreign material into the well?	X		
b	Is the casing free of kinks or bends, or any obstructions from foreign objects (such as bailers)?	X		
c	Is the well properly vented for equilibration of air pressure?	X		
d	Is the survey point clearly marked on the inner casing?	X		
e	Is the depth of the well consistent with the original well log?	X		
f	Is the casing stable? (or does the pvc move easily when touched or can it be taken apart by hand due to lack of grout or use of slip couplings in construction)	X		
5 Sampling: Groundwater Wells Only:				
a	Does well recharge adequately when purged?	X		
b	If dedicated sampling equipment installed, is it in good condition and specified in the approved groundwater plan for the facility?	X		
c	Does the well require redevelopment (low flow, turbid)?		X	
6	Based on your professional judgement, is the well construction / location appropriate to 1) achieve the objectives of the Groundwater Monitoring Program and 2) comply with the applicable regulatory requirements?	X		

7 Corrective actions as needed, by date:

Signature and Seal of PE/PG responsible for inspection

Groundwater Monitoring Well Integrity Form

Site Name: Plant Bowen
Permit Number:
Well ID: BGWA-47D
Date: 7/25/22

		yes	no	n/a
1 Location/Identification				
a	Is the well visible and accessible?	✓		
b	Is the well properly identified with the correct well ID?	✓		
c	Is the well in a high traffic area and does the well require protection from traffic?		✓	
d	Is the drainage around the well acceptable? (no standing water, nor is well located in obvious drainage flow path)	✓		
2 Protective Casing				
a	Is the protective casing free from apparent damage and able to be secured?	✓		
b	Is the casing free of degradation or deterioration?	✓		
c	Does the casing have a functioning weep hole?	✓		
d	Is the annular space between casings clear of debris and water, or filled with pea gravel/sand?	✓		
e	Is the well locked and is the lock in good condition?	✓		
3 Surface pad				
a	Is the well pad in good condition (not cracked or broken)?	✓		
b	Is the well pad sloped away from the protective casing?	✓		
c	Is the well pad in complete contact with the protective casing?	✓		
d	Is the well pad in complete contact with the ground surface and stable? (not undermined by erosion, animal burrows, and does not move when stepped on)	✓		
e	Is the pad surface clean (not covered with sediment or debris)?	✓		
4 Internal casing				
a	Does the cap prevent entry of foreign material into the well?	✓		
b	Is the casing free of kinks or bends, or any obstructions from foreign objects (such as bailers)?	✓		
c	Is the well properly vented for equilibration of air pressure?	✓		
d	Is the survey point clearly marked on the inner casing?	✓		
e	Is the depth of the well consistent with the original well log?	✓		
f	Is the casing stable? (or does the pvc move easily when touched or can it be taken apart by hand due to lack of grout or use of slip couplings in construction)	✓		
5 Sampling: Groundwater Wells Only:				
a	Does well recharge adequately when purged?	✓		
b	If dedicated sampling equipment installed, is it in good condition and specified in the approved groundwater plan for the facility?	✓		
c	Does the well require redevelopment (low flow, turbid)?		✓	
6	Based on your professional judgement, is the well construction / location appropriate to 1) achieve the objectives of the Groundwater Monitoring Program and 2) comply with the applicable regulatory requirements?	✓		

7 Corrective actions as needed, by date:

Signature and Seal of PE/PG responsible for inspection

Groundwater Monitoring Well Integrity Form

Site Name: Plant Brown
Permit Number:
Well ID: BGWA-48D
Date: 7/25/22

		yes	no	n/a
1 Location/Identification				
a	Is the well visible and accessible?	✓		
b	Is the well properly identified with the correct well ID?	✓		
c	Is the well in a high traffic area and does the well require protection from traffic?		✓	
d	Is the drainage around the well acceptable? (no standing water, nor is well located in obvious drainage flow path)	✓		
2 Protective Casing				
a	Is the protective casing free from apparent damage and able to be secured?	✓		
b	Is the casing free of degradation or deterioration?	✓		
c	Does the casing have a functioning weep hole?	✓		
d	Is the annular space between casings clear of debris and water, or filled with pea gravel/sand?	✓		
e	Is the well locked and is the lock in good condition?	✓		
3 Surface pad				
a	Is the well pad in good condition (not cracked or broken)?	✓		
b	Is the well pad sloped away from the protective casing?	✓		
c	Is the well pad in complete contact with the protective casing?	✓		
d	Is the well pad in complete contact with the ground surface and stable? (not undermined by erosion, animal burrows, and does not move when stepped on)	✓		
e	Is the pad surface clean (not covered with sediment or debris)?	✓		
4 Internal casing				
a	Does the cap prevent entry of foreign material into the well?	✓		
b	Is the casing free of kinks or bends, or any obstructions from foreign objects (such as bailers)?	✓		
c	Is the well properly vented for equilibration of air pressure?	✓		
d	Is the survey point clearly marked on the inner casing?	✓		
e	Is the depth of the well consistent with the original well log?	✓		
f	Is the casing stable? (or does the pvc move easily when touched or can it be taken apart by hand due to lack of grout or use of slip couplings in construction)	✓		
5 Sampling: Groundwater Wells Only:				
a	Does well recharge adequately when purged?	✓		
b	If dedicated sampling equipment installed, is it in good condition and specified in the approved groundwater plan for the facility?	✓		
c	Does the well require redevelopment (low flow, turbid)?		✓	
6	Based on your professional judgement, is the well construction / location appropriate to 1) achieve the objectives of the Groundwater Monitoring Program and 2) comply with the applicable regulatory requirements?	✓		

7 Corrective actions as needed, by date:

Signature and Seal of PE/PG responsible for inspection

Groundwater Monitoring Well Integrity Form

Site Name: Bowen
Permit Number:
Well ID: BGWC-49D
Date: 7/25/22

		yes	no	n/a
1 Location/Identification				
a	Is the well visible and accessible?	X		
b	Is the well properly identified with the correct well ID?	X		
c	Is the well in a high traffic area and does the well require protection from traffic?		X	
d	Is the drainage around the well acceptable? (no standing water, nor is well located in obvious drainage flow path)	X		
2 Protective Casing				
a	Is the protective casing free from apparent damage and able to be secured?	X		
b	Is the casing free of degradation or deterioration?	X		
c	Does the casing have a functioning weep hole?	X		
d	Is the annular space between casings clear of debris and water, or filled with pea gravel/sand?	X		
e	Is the well locked and is the lock in good condition?	X		
3 Surface pad				
a	Is the well pad in good condition (not cracked or broken)?	X		
b	Is the well pad sloped away from the protective casing?	X		
c	Is the well pad in complete contact with the protective casing?	X		
d	Is the well pad in complete contact with the ground surface and stable? (not undermined by erosion, animal burrows, and does not move when stepped on)	X		
e	Is the pad surface clean (not covered with sediment or debris)?	X		
4 Internal casing				
a	Does the cap prevent entry of foreign material into the well?	X		
b	Is the casing free of kinks or bends, or any obstructions from foreign objects (such as bailers)?	X		
c	Is the well properly vented for equilibration of air pressure?	X		
d	Is the survey point clearly marked on the inner casing?	X		
e	Is the depth of the well consistent with the original well log?	X		
f	Is the casing stable? (or does the pvc move easily when touched or can it be taken apart by hand due to lack of grout or use of slip couplings in construction)	X		
5 Sampling: Groundwater Wells Only:				
a	Does well recharge adequately when purged?	X		
b	If dedicated sampling equipment installed, is it in good condition and specified in the approved groundwater plan for the facility?			X
c	Does the well require redevelopment (low flow, turbid)?		X	
6	Based on your professional judgement, is the well construction / location appropriate to 1) achieve the objectives of the Groundwater Monitoring Program and 2) comply with the applicable regulatory requirements?	X		

7 Corrective actions as needed, by date:

Signature and Seal of PE/PG responsible for inspection

Groundwater Monitoring Well Integrity Form

Site Name: Bowen
Permit Number:
Well ID: BGWC-50D
Date: 7/25/22

		yes	no	n/a
1 Location/Identification				
a	Is the well visible and accessible?	X		
b	Is the well properly identified with the correct well ID?	X		
c	Is the well in a high traffic area and does the well require protection from traffic?		X	
d	Is the drainage around the well acceptable? (no standing water, nor is well located in obvious drainage flow path)	X		
2 Protective Casing				
a	Is the protective casing free from apparent damage and able to be secured?	X		
b	Is the casing free of degradation or deterioration?	X		
c	Does the casing have a functioning weep hole?	X		
d	Is the annular space between casings clear of debris and water, or filled with pea gravel/sand?	X		
e	Is the well locked and is the lock in good condition?	X		
3 Surface pad				
a	Is the well pad in good condition (not cracked or broken)?	X		
b	Is the well pad sloped away from the protective casing?	X		
c	Is the well pad in complete contact with the protective casing?	X		
d	Is the well pad in complete contact with the ground surface and stable? (not undermined by erosion, animal burrows, and does not move when stepped on)	X		
e	Is the pad surface clean (not covered with sediment or debris)?	X		
4 Internal casing				
a	Does the cap prevent entry of foreign material into the well?	X		
b	Is the casing free of kinks or bends, or any obstructions from foreign objects (such as bailers)?	X		
c	Is the well properly vented for equilibration of air pressure?	X		
d	Is the survey point clearly marked on the inner casing?	X		
e	Is the depth of the well consistent with the original well log?	X		
f	Is the casing stable? (or does the pvc move easily when touched or can it be taken apart by hand due to lack of grout or use of slip couplings in construction)	X		
5 Sampling: Groundwater Wells Only:				
a	Does well recharge adequately when purged?	X		
b	If dedicated sampling equipment installed, is it in good condition and specified in the approved groundwater plan for the facility?	X		
c	Does the well require redevelopment (low flow, turbid)?		X	
6	Based on your professional judgement, is the well construction / location appropriate to 1) achieve the objectives of the Groundwater Monitoring Program and 2) comply with the applicable regulatory requirements?	X		

7 Corrective actions as needed, by date:

Signature and Seal of PE/PG responsible for inspection

Groundwater Monitoring Well Integrity Form

Site Name: Plant Brown
Permit Number:
Well ID: BGWC-51
Date: 7/25/22

		yes	no	n/a
1 Location/Identification				
a	Is the well visible and accessible?	✓		
b	Is the well properly identified with the correct well ID?	✓		
c	Is the well in a high traffic area and does the well require protection from traffic?		✓	
d	Is the drainage around the well acceptable? (no standing water, nor is well located in obvious drainage flow path)	✓		
2 Protective Casing				
a	Is the protective casing free from apparent damage and able to be secured?	✓		
b	Is the casing free of degradation or deterioration?	✓		
c	Does the casing have a functioning weep hole?	✓		
d	Is the annular space between casings clear of debris and water, or filled with pea gravel/sand?	✓		
e	Is the well locked and is the lock in good condition?	✓		
3 Surface pad				
a	Is the well pad in good condition (not cracked or broken)?	✓		
b	Is the well pad sloped away from the protective casing?	✓		
c	Is the well pad in complete contact with the protective casing?	✓		
d	Is the well pad in complete contact with the ground surface and stable? (not undermined by erosion, animal burrows, and does not move when stepped on)	✓		
e	Is the pad surface clean (not covered with sediment or debris)?	✓		
4 Internal casing				
a	Does the cap prevent entry of foreign material into the well?	✓		
b	Is the casing free of kinks or bends, or any obstructions from foreign objects (such as bailers)?	✓		
c	Is the well properly vented for equilibration of air pressure?	✓		
d	Is the survey point clearly marked on the inner casing?	✓		
e	Is the depth of the well consistent with the original well log?	✓		
f	Is the casing stable? (or does the pvc move easily when touched or can it be taken apart by hand due to lack of grout or use of slip couplings in construction)	✓		
5 Sampling: Groundwater Wells Only				
a	Does well recharge adequately when purged?	✓		
b	If dedicated sampling equipment installed, is it in good condition and specified in the approved groundwater plan for the facility?			✓
c	Does the well require redevelopment (low flow, turbid)?		✓	
6	Based on your professional judgement, is the well construction / location appropriate to 1) achieve the objectives of the Groundwater Monitoring Program and 2) comply with the applicable regulatory requirements?	✓		

7 Corrective actions as needed, by date:

Signature and Seal of PE/PG responsible for inspection

Groundwater Monitoring Well Integrity Form

Site Name: Plant Bowen
Permit Number:
Well ID: BGWC-52
Date: 7/25/22

		yes	no	n/a
1 Location/Identification				
a	Is the well visible and accessible?	✓		
b	Is the well properly identified with the correct well ID?	✓		
c	Is the well in a high traffic area and does the well require protection from traffic?		✓	
d	Is the drainage around the well acceptable? (no standing water, nor is well located in obvious drainage flow path)	✓		
2 Protective Casing				
a	Is the protective casing free from apparent damage and able to be secured?	✓		
b	Is the casing free of degradation or deterioration?	✓		
c	Does the casing have a functioning weep hole?	✓		
d	Is the annular space between casings clear of debris and water, or filled with pea gravel/sand?	✓		
e	Is the well locked and is the lock in good condition?	✓		
3 Surface pad				
a	Is the well pad in good condition (not cracked or broken)?	✓		
b	Is the well pad sloped away from the protective casing?	✓		
c	Is the well pad in complete contact with the protective casing?	✓		
d	Is the well pad in complete contact with the ground surface and stable? (not undermined by erosion, animal burrows, and does not move when stepped on)	✓		
e	Is the pad surface clean (not covered with sediment or debris)?	✓		
4 Internal casing				
a	Does the cap prevent entry of foreign material into the well?	✓		
b	Is the casing free of kinks or bends, or any obstructions from foreign objects (such as bailers)?	✓		
c	Is the well properly vented for equilibration of air pressure?	✓		
d	Is the survey point clearly marked on the inner casing?	✓		
e	Is the depth of the well consistent with the original well log?	✓		
f	Is the casing stable? (or does the pvc move easily when touched or can it be taken apart by hand due to lack of grout or use of slip couplings in construction)	✓		
5 Sampling: Groundwater Wells Only				
a	Does well recharge adequately when purged?	✓		
b	If dedicated sampling equipment installed, is it in good condition and specified in the approved groundwater plan for the facility?	✓		
c	Does the well require redevelopment (low flow, turbid)?		✓	
6	Based on your professional judgement, is the well construction / location appropriate to 1) achieve the objectives of the Groundwater Monitoring Program and 2) comply with the applicable regulatory requirements?	✓		

7 Corrective actions as needed, by date:

Signature and Seal of PE/PG responsible for inspection

Groundwater Monitoring Well Integrity Form

Site Name: Plant Bowen
Permit Number:
Well ID: PZ-1
Date: 7/25/22

		yes	no	n/a
1 Location/Identification				
a	Is the well visible and accessible?	✓		
b	Is the well properly identified with the correct well ID?	✓		
c	Is the well in a high traffic area and does the well require protection from traffic?		✓	
d	Is the drainage around the well acceptable? (no standing water, nor is well located in obvious drainage flow path)	✓		
2 Protective Casing				
a	Is the protective casing free from apparent damage and able to be secured?	✓		
b	Is the casing free of degradation or deterioration?	✓		
c	Does the casing have a functioning weep hole?	✓		
d	Is the annular space between casings clear of debris and water, or filled with pea gravel/sand?	✓		
e	Is the well locked and is the lock in good condition?	✓		
3 Surface pad				
a	Is the well pad in good condition (not cracked or broken)?	✓		
b	Is the well pad sloped away from the protective casing?	✓		
c	Is the well pad in complete contact with the protective casing?	✓		
d	Is the well pad in complete contact with the ground surface and stable? (not undermined by erosion, animal burrows, and does not move when stepped on)	✓		
e	Is the pad surface clean (not covered with sediment or debris)?	✓		
4 Internal casing				
a	Does the cap prevent entry of foreign material into the well?	✓		
b	Is the casing free of kinks or bends, or any obstructions from foreign objects (such as bailers)?	✓		
c	Is the well properly vented for equilibration of air pressure?	✓		
d	Is the survey point clearly marked on the inner casing?	✓		
e	Is the depth of the well consistent with the original well log?	✓		
f	Is the casing stable? (or does the pvc move easily when touched or can it be taken apart by hand due to lack of grout or use of slip couplings in construction)	✓		
5 Sampling: Groundwater Wells Only:				
a	Does well recharge adequately when purged?			✓
b	If dedicated sampling equipment installed, is it in good condition and specified in the approved groundwater plan for the facility?			✓
c	Does the well require redevelopment (low flow, turbid)?		✓	
6	Based on your professional judgement, is the well construction / location appropriate to 1) achieve the objectives of the Groundwater Monitoring Program and 2) comply with the applicable regulatory requirements?	✓		

7 Corrective actions as needed, by date:

Signature and Seal of PE/PG responsible for inspection

Groundwater Monitoring Well Integrity Form

Site Name [illegible]
Permit Number
Well ID PZ-2
Date, field conditions 7/25/22

		yes	no	n/a
1 Location/Identification				
a	Is the well visible and accessible?	X		
b	Is the well properly identified with the correct well ID?	X		
c	Is the well in a high traffic area and does the well require protection from traffic?		X	
d	Is the drainage around the well acceptable? (no standing water, nor is well located in obvious drainage flow path)	X		
2 Protective Casing				
a	Is the protective casing free from apparent damage and able to be secured?	X		
b	Is the casing free of degradation or deterioration?	X		
c	Does the casing have a functioning weep hole?	X		
d	Is the annular space between casings clear of debris and water, or filled with pea gravel/sand?	X		
e	Is the well locked and is the lock in good condition?	X		
3 Surface pad				
a	Is the well pad in good condition (not cracked or broken)?	X		
b	Is the well pad sloped away from the protective casing?	X		
c	Is the well pad in complete contact with the protective casing?	X		
d	Is the well pad in complete contact with the ground surface and stable? (not undermined by erosion, animal burrows, and does not move when stepped on)	X		
e	Is the pad surface clean (not covered with sediment or debris)?	X		
4 Internal casing				
a	Does the cap prevent entry of foreign material into the well?	X		
b	Is the casing free of kinks or bends, or any obstructions from foreign objects (such as bailers)?	X		
c	Is the well properly vented for equilibration of air pressure?	X		
d	Is the survey point clearly marked on the inner casing?	X		
e	Is the depth of the well consistent with the original well log?	X		
f	Is the casing stable? (or does the pvc move easily when touched or can it be taken apart by hand due to lack of grout or use of slip couplings in construction)	X		
5 Sampling: Groundwater Wells Only:				
a	Does well recharge adequately when purged?			X
b	If dedicated sampling equipment installed, is it in good condition and specified in the approved groundwater plan for the facility?			X
c	Does the well require redevelopment (low flow, turbid)?			X
6	Based on your professional judgement, is the well construction / location appropriate to 1) achieve the objectives of the Groundwater Monitoring Program and 2) comply with the applicable regulatory requirements?	X		

7 Corrective actions as needed, by date:

Signature and Seal of PE/PG responsible for inspection

Groundwater Monitoring Well Integrity Form

Site Name Bowen AP
Permit Number
Well ID PZ-3
Date, field conditions 7/25/22

		yes	no	n/a
1 Location/Identification				
a	Is the well visible and accessible?	X		
b	Is the well properly identified with the correct well ID?	X		
c	Is the well in a high traffic area and does the well require protection from traffic?		X	
d	Is the drainage around the well acceptable? (no standing water, nor is well located in obvious drainage flow path)	X		
2 Protective Casing				
a	Is the protective casing free from apparent damage and able to be secured?	X		
b	Is the casing free of degradation or deterioration?	X		
c	Does the casing have a functioning weep hole?	X		
d	Is the annular space between casings clear of debris and water, or filled with pea gravel/sand?	X		
e	Is the well locked and is the lock in good condition?	X		
3 Surface pad				
a	Is the well pad in good condition (not cracked or broken)?	X		
b	Is the well pad sloped away from the protective casing?	X		
c	Is the well pad in complete contact with the protective casing?	X		
d	Is the well pad in complete contact with the ground surface and stable? (not undermined by erosion, animal burrows, and does not move when stepped on)	X		
e	Is the pad surface clean (not covered with sediment or debris)?	X		
4 Internal casing				
a	Does the cap prevent entry of foreign material into the well?	X		
b	Is the casing free of kinks or bends, or any obstructions from foreign objects (such as bailers)?	X		
c	Is the well properly vented for equilibration of air pressure?	X		
d	Is the survey point clearly marked on the inner casing?	X		
e	Is the depth of the well consistent with the original well log?	X		
f	Is the casing stable? (or does the pvc move easily when touched or can it be taken apart by hand due to lack of grout or use of slip couplings in construction)	X		
5 Sampling: Groundwater Wells Only:				
a	Does well recharge adequately when purged?			X
b	If dedicated sampling equipment installed, is it in good condition and specified in the approved groundwater plan for the facility?			X
c	Does the well require redevelopment (low flow, turbid)?			X
6	Based on your professional judgement, is the well construction / location appropriate to 1) achieve the objectives of the Groundwater Monitoring Program and 2) comply with the applicable regulatory requirements?	X		

7 Corrective actions as needed, by date:

Signature and Seal of PE/PG responsible for inspection

Groundwater Monitoring Well Integrity Form

Site Name: Bacon AP
Permit Number:
Well ID: PZ-4
Date, field conditions: 7/25/22

		yes	no	n/a
1 Location/Identification				
a	Is the well visible and accessible?	X		
b	Is the well properly identified with the correct well ID?	X		
c	Is the well in a high traffic area and does the well require protection from traffic?		X	
d	Is the drainage around the well acceptable? (no standing water, nor is well located in obvious drainage flow path)	X		
2 Protective Casing				
a	Is the protective casing free from apparent damage and able to be secured?	X		
b	Is the casing free of degradation or deterioration?	X		
c	Does the casing have a functioning weep hole?	X		
d	Is the annular space between casings clear of debris and water, or filled with pea gravel/sand?	X		
e	Is the well locked and is the lock in good condition?	X		
3 Surface pad				
a	Is the well pad in good condition (not cracked or broken)?	X		
b	Is the well pad sloped away from the protective casing?	X		
c	Is the well pad in complete contact with the protective casing?	X		
d	Is the well pad in complete contact with the ground surface and stable? (not undermined by erosion, animal burrows, and does not move when stepped on)	X		
e	Is the pad surface clean (not covered with sediment or debris)?	X		
4 Internal casing				
a	Does the cap prevent entry of foreign material into the well?	X		
b	Is the casing free of kinks or bends, or any obstructions from foreign objects (such as bailers)?	X		
c	Is the well properly vented for equilibration of air pressure?	X		
d	Is the survey point clearly marked on the inner casing?	X		
e	Is the depth of the well consistent with the original well log?	X		
f	Is the casing stable? (or does the pvc move easily when touched or can it be taken apart by hand due to lack of grout or use of slip couplings in construction)	X		
5 Sampling: Groundwater Wells Only:				
a	Does well recharge adequately when purged?			X
b	If dedicated sampling equipment installed, is it in good condition and specified in the approved groundwater plan for the facility?			X
c	Does the well require redevelopment (low flow, turbid)?			X
6	Based on your professional judgement, is the well construction / location appropriate to 1) achieve the objectives of the Groundwater Monitoring Program and 2) comply with the applicable regulatory requirements?	X		

7 Corrective actions as needed, by date:

Signature and Seal of PE/PG responsible for inspection

Groundwater Monitoring Well Integrity Form

Site Name: Bosco AP
Permit Number:
Well ID: PZ-5
Date, field conditions: 7/25/22

		yes	no	n/a
1 Location/Identification				
a	Is the well visible and accessible?	X		
b	Is the well properly identified with the correct well ID?	X		
c	Is the well in a high traffic area and does the well require protection from traffic?		X	
d	Is the drainage around the well acceptable? (no standing water, nor is well located in obvious drainage flow path)	X		
2 Protective Casing				
a	Is the protective casing free from apparent damage and able to be secured?	X		
b	Is the casing free of degradation or deterioration?	X		
c	Does the casing have a functioning weep hole?	X		
d	Is the annular space between casings clear of debris and water, or filled with pea gravel/sand?	X		
e	Is the well locked and is the lock in good condition?	X		
3 Surface pad				
a	Is the well pad in good condition (not cracked or broken)?	X		
b	Is the well pad sloped away from the protective casing?	X		
c	Is the well pad in complete contact with the protective casing?	X		
d	Is the well pad in complete contact with the ground surface and stable? (not undermined by erosion, animal burrows, and does not move when stepped on)	X		
e	Is the pad surface clean (not covered with sediment or debris)?	X		
4 Internal casing				
a	Does the cap prevent entry of foreign material into the well?	X		
b	Is the casing free of kinks or bends, or any obstructions from foreign objects (such as bailers)?	X		
c	Is the well properly vented for equilibration of air pressure?	X		
d	Is the survey point clearly marked on the inner casing?	X		
e	Is the depth of the well consistent with the original well log?	X		
f	Is the casing stable? (or does the pvc move easily when touched or can it be taken apart by hand due to lack of grout or use of slip couplings in construction)	X		
5 Sampling: Groundwater Wells Only:				
a	Does well recharge adequately when purged?			X
b	If dedicated sampling equipment installed, is it in good condition and specified in the approved groundwater plan for the facility?			X
c	Does the well require redevelopment (low flow, turbid)?			X
6	Based on your professional judgement, is the well construction / location appropriate to 1) achieve the objectives of the Groundwater Monitoring Program and 2) comply with the applicable regulatory requirements?	X		

7 Corrective actions as needed, by date:

Signature and Seal of PE/PG responsible for inspection

Groundwater Monitoring Well Integrity Form

Site Name: Bacco AP
Permit Number:
Well ID: PZ-6
Date, field conditions: 7/25/22

		yes	no	n/a
1 Location/Identification				
a	Is the well visible and accessible?	X		
b	Is the well properly identified with the correct well ID?	X		
c	Is the well in a high traffic area and does the well require protection from traffic?		X	
d	Is the drainage around the well acceptable? (no standing water, nor is well located in obvious drainage flow path)	X		
2 Protective Casing				
a	Is the protective casing free from apparent damage and able to be secured?	X		
b	Is the casing free of degradation or deterioration?	X		
c	Does the casing have a functioning weep hole?	X		
d	Is the annular space between casings clear of debris and water, or filled with pea gravel/sand?	X		
e	Is the well locked and is the lock in good condition?	X		
3 Surface pad				
a	Is the well pad in good condition (not cracked or broken)?	X		
b	Is the well pad sloped away from the protective casing?	X		
c	Is the well pad in complete contact with the protective casing?	X		
d	Is the well pad in complete contact with the ground surface and stable? (not undermined by erosion, animal burrows, and does not move when stepped on)	X		
e	Is the pad surface clean (not covered with sediment or debris)?	X		
4 Internal casing				
a	Does the cap prevent entry of foreign material into the well?	X		
b	Is the casing free of kinks or bends, or any obstructions from foreign objects (such as bailers)?	X		
c	Is the well properly vented for equilibration of air pressure?	X		
d	Is the survey point clearly marked on the inner casing?	X		
e	Is the depth of the well consistent with the original well log?	X		
f	Is the casing stable? (or does the pvc move easily when touched or can it be taken apart by hand due to lack of grout or use of slip couplings in construction)	X		
5 Sampling: Groundwater Wells Only:				
a	Does well recharge adequately when purged?			X
b	If dedicated sampling equipment installed, is it in good condition and specified in the approved groundwater plan for the facility?			X
c	Does the well require redevelopment (low flow, turbid)?			X
6	Based on your professional judgement, is the well construction / location appropriate to 1) achieve the objectives of the Groundwater Monitoring Program and 2) comply with the applicable regulatory requirements?	X		

7 Corrective actions as needed, by date:

Signature and Seal of PE/PG responsible for inspection

Groundwater Monitoring Well Integrity Form

Site Name: Bowen
Permit Number:
Well ID: PZ-7
Date: 7/25/22

		yes	no	n/a
1 Location/Identification				
a	Is the well visible and accessible?	X		
b	Is the well properly identified with the correct well ID?	X		
c	Is the well in a high traffic area and does the well require protection from traffic?		X	
d	Is the drainage around the well acceptable? (no standing water, nor is well located in obvious drainage flow path)	X		
2 Protective Casing				
a	Is the protective casing free from apparent damage and able to be secured?	X		
b	Is the casing free of degradation or deterioration?	X		
c	Does the casing have a functioning weep hole?	X		
d	Is the annular space between casings clear of debris and water, or filled with pea gravel/sand?	X		
e	Is the well locked and is the lock in good condition?	X		
3 Surface pad				
a	Is the well pad in good condition (not cracked or broken)?	X		
b	Is the well pad sloped away from the protective casing?	X		
c	Is the well pad in complete contact with the protective casing?	X		
d	Is the well pad in complete contact with the ground surface and stable? (not undermined by erosion, animal burrows, and does not move when stepped on)	X		
e	Is the pad surface clean (not covered with sediment or debris)?	X		
4 Internal casing				
a	Does the cap prevent entry of foreign material into the well?	X		
b	Is the casing free of kinks or bends, or any obstructions from foreign objects (such as bailers)?	X		
c	Is the well properly vented for equilibration of air pressure?	X		
d	Is the survey point clearly marked on the inner casing?	X		
e	Is the depth of the well consistent with the original well log?	X		
f	Is the casing stable? (or does the pvc move easily when touched or can it be taken apart by hand due to lack of grout or use of slip couplings in construction)	X		
5 Sampling: Groundwater Wells Only:				
a	Does well recharge adequately when purged?	X		
b	If dedicated sampling equipment installed, is it in good condition and specified in the approved groundwater plan for the facility?			X
c	Does the well require redevelopment (low flow, turbid)?		X	
6	Based on your professional judgement, is the well construction / location appropriate to 1) achieve the objectives of the Groundwater Monitoring Program and 2) comply with the applicable regulatory requirements?	X		

7 Corrective actions as needed, by date:

Signature and Seal of PE/PG responsible for inspection

Groundwater Monitoring Well Integrity Form

Site Name: Bowen
Permit Number:
Well ID: PZ-8
Date: 7/25/22

		yes	no	n/a
1 Location/Identification				
a	Is the well visible and accessible?	X		
b	Is the well properly identified with the correct well ID?	X		
c	Is the well in a high traffic area and does the well require protection from traffic?		X	
d	Is the drainage around the well acceptable? (no standing water, nor is well located in obvious drainage flow path)	X		
2 Protective Casing				
a	Is the protective casing free from apparent damage and able to be secured?	X		
b	Is the casing free of degradation or deterioration?	X		
c	Does the casing have a functioning weep hole?	X		
d	Is the annular space between casings clear of debris and water, or filled with pea gravel/sand?	X		
e	Is the well locked and is the lock in good condition?	X		
3 Surface pad				
a	Is the well pad in good condition (not cracked or broken)?	X		
b	Is the well pad sloped away from the protective casing?	X		
c	Is the well pad in complete contact with the protective casing?	X		
d	Is the well pad in complete contact with the ground surface and stable? (not undermined by erosion, animal burrows, and does not move when stepped on)	X		
e	Is the pad surface clean (not covered with sediment or debris)?	X		
4 Internal casing				
a	Does the cap prevent entry of foreign material into the well?	X		
b	Is the casing free of kinks or bends, or any obstructions from foreign objects (such as bailers)?	X		
c	Is the well properly vented for equilibration of air pressure?	X		
d	Is the survey point clearly marked on the inner casing?	X		
e	Is the depth of the well consistent with the original well log?	X		
f	Is the casing stable? (or does the pvc move easily when touched or can it be taken apart by hand due to lack of grout or use of slip couplings in construction)	X		
5 Sampling: Groundwater Wells Only:				
a	Does well recharge adequately when purged?	X		
b	If dedicated sampling equipment installed, is it in good condition and specified in the approved groundwater plan for the facility?			X
c	Does the well require redevelopment (low flow, turbid)?		X	
6	Based on your professional judgement, is the well construction / location appropriate to 1) achieve the objectives of the Groundwater Monitoring Program and 2) comply with the applicable regulatory requirements?	X		

7 Corrective actions as needed, by date:

Signature and Seal of PE/PG responsible for inspection

APPENDIX C

Analytical Laboratory Results and Field Sampling Forms

Laboratory Analytical Reports

February 2022

Pace Analytical Services, LLC
110 Technology Parkway
Peachtree Corners, GA 30092
(770)734-4200

March 27, 2022

Joju Abraham
Georgia Power-CCR
2480 Maner Road
Atlanta, GA 30339

RE: Project: BOWEN AP-Revised Report
Pace Project No.: 92587881

Dear Joju Abraham:

Enclosed are the analytical results for sample(s) received by the laboratory between February 11, 2022 and February 18, 2022. The results relate only to the samples included in this report. Results reported herein conform to the applicable TNI/NELAC Standards and the laboratory's Quality Manual, where applicable, unless otherwise noted in the body of the report.

The test results provided in this final report were generated by each of the following laboratories within the Pace Network:

- Pace Analytical Services - Asheville
- Pace Analytical Services - Charlotte
- Pace Analytical Services - Peachtree Corners, GA

Revision 1; This revision was issued on 3/27/22 to correctly report the Boron data in sample BGWC-39 (92587881040).

If you have any questions concerning this report, please feel free to contact me.

Sincerely,

Nicole D'Oleo

Nicole D'Oleo
nicole.d'oleo@pacelabs.com
(704)875-9092
Project Manager

Enclosures

cc: Anna Bottum, ERM
Andrea Brazell, ERM
Christine Hug, Geosyntec Consultants, Inc.
Kristen Jurinko
Thomas Kessler, Geosyntec
Whitney Law, Geosyntec Consultants
Noelia Muskus, Geosyntec Consultants
Ms. Lauren Petty, Southern Company
Lacy Smith, ERM
Anthony Szwast, Geosyntec
Nardos Tilahun, GeoSyntec
Caitlin Tillema, ERM
Christine Weaver, ERM
Dawit Yifru, Geosyntec Consultants, Inc.

This report shall not be reproduced, except in full,
without the written consent of Pace Analytical Services, LLC.

Pace Analytical Services, LLC
110 Technology Parkway
Peachtree Corners, GA 30092
(770)734-4200

CERTIFICATIONS

Project: BOWEN AP-Revised Report
Pace Project No.: 92587881

Pace Analytical Services Charlotte

South Carolina Laboratory ID: 99006
9800 Kincey Ave. Ste 100, Huntersville, NC 28078
North Carolina Drinking Water Certification #: 37706
North Carolina Field Services Certification #: 5342
North Carolina Wastewater Certification #: 12
South Carolina Laboratory ID: 99006
South Carolina Certification #: 99006001
South Carolina Drinking Water Cert. #: 99006003
Florida/NELAP Certification #: E87627
Kentucky UST Certification #: 84
Louisiana DoH Drinking Water #: LA029
Virginia/VELAP Certification #: 460221

Pace Analytical Services Asheville

2225 Riverside Drive, Asheville, NC 28804
Florida/NELAP Certification #: E87648
North Carolina Drinking Water Certification #: 37712
North Carolina Wastewater Certification #: 40
South Carolina Laboratory ID: 99030
South Carolina Certification #: 99030001
Virginia/VELAP Certification #: 460222

Pace Analytical Services Peachtree Corners

110 Technology Pkwy, Peachtree Corners, GA 30092
Florida DOH Certification #: E87315
Georgia DW Inorganics Certification #: 812
North Carolina Certification #: 381
South Carolina Certification #: 98011001

This report shall not be reproduced, except in full,
without the written consent of Pace Analytical Services, LLC.

Pace Analytical Services, LLC
110 Technology Parkway
Peachtree Corners, GA 30092
(770)734-4200

SAMPLE SUMMARY

Project: BOWEN AP-Revised Report
Pace Project No.: 92587881

Lab ID	Sample ID	Matrix	Date Collected	Date Received
92587881001	**BGWA-2**	Water	02/09/22 13:46	02/11/22 09:30
92587881002	**BGWA-47D**	Water	02/09/22 12:10	02/11/22 09:30
92587881003	**BGWA-48D**	Water	02/09/22 10:53	02/11/22 09:30
92587881004	**BGWC-14A**	Water	02/09/22 15:21	02/11/22 09:30
92587881005	**BGWA-29**	Water	02/10/22 15:10	02/11/22 09:30
92587881006	**BGWC-8**	Water	02/10/22 12:25	02/11/22 09:30
92587881007	**BGWC-9**	Water	02/10/22 13:50	02/11/22 09:30
92587881008	**BGWA-6**	Water	02/09/22 12:00	02/11/22 09:30
92587881009	**BGWC-44D**	Water	02/09/22 14:10	02/11/22 09:30
92587881010	**BGWC-50D**	Water	02/09/22 16:45	02/11/22 09:30
92587881011	**DUP-1**	Water	02/09/22 00:00	02/11/22 09:30
92587881012	**FB-1**	Water	02/09/22 16:15	02/11/22 09:30
92587881013	**FB-2**	Water	02/10/22 14:50	02/11/22 09:30
92587881014	**BGWC-7**	Water	02/11/22 09:37	02/15/22 08:36
92587881015	**BGWC-10**	Water	02/11/22 11:35	02/15/22 08:36
92587881016	**BGWC-12**	Water	02/11/22 12:53	02/15/22 08:36
92587881017	**BGWC-16**	Water	02/11/22 11:02	02/15/22 08:36
92587881018	**BGWC-17**	Water	02/11/22 12:45	02/15/22 08:36
92587881019	**DUP-2**	Water	02/11/22 00:00	02/15/22 08:36
92587881020	**FB-3**	Water	02/11/22 13:35	02/15/22 08:36
92587881021	**BGWC-23**	Water	02/14/22 15:20	02/15/22 08:36
92587881022	**BGWC-30**	Water	02/14/22 11:40	02/15/22 08:36
92587881023	**BGWC-36D**	Water	02/14/22 13:40	02/15/22 08:36
92587881024	**BGWC-38D**	Water	02/14/22 15:20	02/15/22 08:36
92587881025	**BGWC-51**	Water	02/14/22 13:55	02/15/22 08:36
92587881026	**BGWC-52**	Water	02/14/22 15:50	02/15/22 08:36
92587881027	**FB-4**	Water	02/14/22 16:36	02/15/22 08:36
92587881028	**EB-1**	Water	02/14/22 16:42	02/15/22 08:36
92587881029	**BGWA-33**	Water	02/16/22 09:15	02/18/22 12:40
92587881030	**BGWC-18**	Water	02/16/22 09:30	02/18/22 12:40
92587881031	**BGWC-19**	Water	02/16/22 11:00	02/18/22 12:40
92587881032	**BGWC-20**	Water	02/16/22 13:25	02/18/22 12:40
92587881033	**BGWC-21**	Water	02/16/22 14:44	02/18/22 12:40
92587881034	**BGWC-25**	Water	02/16/22 13:57	02/18/22 12:40
92587881035	**BGWC-31**	Water	02/16/22 12:54	02/18/22 12:40
92587881036	**BGWC-22**	Water	02/15/22 10:35	02/18/22 12:40
92587881037	**BGWC-24**	Water	02/15/22 13:20	02/18/22 12:40

This report shall not be reproduced, except in full,
without the written consent of Pace Analytical Services, LLC.

Pace Analytical Services, LLC
110 Technology Parkway
Peachtree Corners, GA 30092
(770)734-4200

SAMPLE SUMMARY

Project: BOWEN AP-Revised Report
Pace Project No.: 92587881

Lab ID	Sample ID	Matrix	Date Collected	Date Received
92587881038	**BGWC-32**	Water	02/16/22 11:48	02/18/22 12:40
92587881039	**BGWC-34D**	Water	02/16/22 15:55	02/18/22 12:40
92587881040	**BGWC-39**	Water	02/16/22 10:45	02/18/22 12:40
92587881041	**BGWC-40**	Water	02/16/22 11:02	02/18/22 12:40
92587881042	**BGWC-35D**	Water	02/17/22 09:40	02/18/22 12:40
92587881043	**BGWC-37D**	Water	02/17/22 10:50	02/18/22 12:40
92587881044	**BGWC-42D**	Water	02/17/22 12:20	02/18/22 12:40
92587881045	**BGWC-41D**	Water	02/15/22 13:27	02/18/22 12:40
92587881046	**BGWC-43D**	Water	02/15/22 15:00	02/18/22 12:40
92587881047	**BGWC-49D**	Water	02/17/22 11:56	02/18/22 12:40
92587881048	**DUP-4**	Water	02/17/22 00:00	02/18/22 12:40
92587881049	**DUP-3**	Water	02/15/22 00:00	02/18/22 12:40
92587881050	**FB-5**	Water	02/15/22 16:00	02/18/22 12:40
92587881051	**EB-2**	Water	02/15/22 16:10	02/18/22 12:40
92587881052	**FB-6**	Water	02/16/22 14:55	02/18/22 12:40
92587881053	**EB-3**	Water	02/16/22 15:10	02/18/22 12:40
92587881054	**FB-7**	Water	02/17/22 13:20	02/18/22 12:40
92587881055	**EB-4**	Water	02/17/22 13:30	02/18/22 12:40

This report shall not be reproduced, except in full,
without the written consent of Pace Analytical Services, LLC.

Pace Analytical Services, LLC
110 Technology Parkway
Peachtree Corners, GA 30092
(770)734-4200

SAMPLE ANALYTE COUNT

Project: BOWEN AP-Revised Report
Pace Project No.: 92587881

Lab ID	Sample ID	Method	Analysts	Analytes Reported
92587881001	**BGWA-2**	EPA 6010D	KH	1
		EPA 6020B	CW1, KH	13
		EPA 7470A	VB	1
		SM 2540C-2015	ALW	1
		EPA 300.0 Rev 2.1 1993	CDC	3
92587881002	**BGWA-47D**	EPA 6010D	KH	1
		EPA 6020B	CW1, KH	13
		EPA 7470A	VB	1
		SM 2540C-2015	ALW	1
		EPA 300.0 Rev 2.1 1993	CDC	3
92587881003	**BGWA-48D**	EPA 6010D	KH	1
		EPA 6020B	CW1	13
		EPA 7470A	VB	1
		SM 2540C-2015	ALW	1
		EPA 300.0 Rev 2.1 1993	CDC	3
92587881004	**BGWC-14A**	EPA 6010D	KH	1
		EPA 6020B	CW1, KH	13
		EPA 7470A	VB	1
		SM 2540C-2015	ALW	1
		EPA 300.0 Rev 2.1 1993	JCM	3
92587881005	**BGWA-29**	EPA 6010D	KH	1
		EPA 6020B	CW1	13
		EPA 7470A	VB	1
		SM 2540C-2015	ALW	1
		EPA 300.0 Rev 2.1 1993	JCM	3
92587881006	**BGWC-8**	EPA 6010D	KH	1
		EPA 6020B	CW1, KH	13
		EPA 7470A	VB	1
		SM 2540C-2015	ALW	1
		EPA 300.0 Rev 2.1 1993	JCM	3
92587881007	**BGWC-9**	EPA 6010D	KH	1
		EPA 6020B	CW1, KH	13
		EPA 7470A	VB	1
		SM 2540C-2015	ALW	1
		EPA 300.0 Rev 2.1 1993	JCM	3
92587881008	**BGWA-6**	EPA 6010D	KH	1
		EPA 6020B	CW1	13

This report shall not be reproduced, except in full,
without the written consent of Pace Analytical Services, LLC.

Pace Analytical Services, LLC
110 Technology Parkway
Peachtree Corners, GA 30092
(770)734-4200

SAMPLE ANALYTE COUNT

Project: BOWEN AP-Revised Report
Pace Project No.: 92587881

Lab ID	Sample ID	Method	Analysts	Analytes Reported
		EPA 7470A	VB	1
		SM 2540C-2015	ALW	1
		EPA 300.0 Rev 2.1 1993	JCM	3
92587881009	**BGWC-44D**	EPA 6010D	KH	1
		EPA 6020B	CW1	13
		EPA 7470A	VB	1
		SM 2540C-2015	ALW	1
		EPA 300.0 Rev 2.1 1993	JCM	3
92587881010	**BGWC-50D**	EPA 6010D	KH	1
		EPA 6020B	CW1, KH	13
		EPA 7470A	VB	1
		SM 2540C-2015	ALW	1
		EPA 300.0 Rev 2.1 1993	JCM	3
92587881011	**DUP-1**	EPA 6010D	KH	1
		EPA 6020B	CW1	13
		EPA 7470A	VB	1
		SM 2540C-2015	ALW	1
		EPA 300.0 Rev 2.1 1993	JCM	3
92587881012	**FB-1**	EPA 6010D	KH	1
		EPA 6020B	CW1	13
		EPA 7470A	VB	1
		SM 2540C-2015	ALW	1
		EPA 300.0 Rev 2.1 1993	JCM	3
92587881013	**FB-2**	EPA 6010D	KH	1
		EPA 6020B	CW1	13
		EPA 7470A	VB	1
		SM 2540C-2015	ALW	1
		EPA 300.0 Rev 2.1 1993	JCM	3
92587881014	**BGWC-7**	EPA 6010D	KH	1
		EPA 6020B	CW1	13
		EPA 7470A	VB	1
		SM 2540C-2015	ALW	1
		EPA 300.0 Rev 2.1 1993	CDC, JCM	3
92587881015	**BGWC-10**	EPA 6010D	KH	1
		EPA 6020B	CW1	13
		EPA 7470A	VB	1
		SM 2540C-2015	ALW	1

This report shall not be reproduced, except in full,
without the written consent of Pace Analytical Services, LLC.

Pace Analytical Services, LLC
110 Technology Parkway
Peachtree Corners, GA 30092
(770)734-4200

SAMPLE ANALYTE COUNT

Project: BOWEN AP-Revised Report
Pace Project No.: 92587881

Lab ID	Sample ID	Method	Analysts	Analytes Reported
		EPA 300.0 Rev 2.1 1993	CDC, JCM	3
92587881016	**BGWC-12**	EPA 6010D	KH	1
		EPA 6020B	CW1	13
		EPA 7470A	VB	1
		SM 2540C-2015	ALW	1
		EPA 300.0 Rev 2.1 1993	CDC, JCM	3
92587881017	**BGWC-16**	EPA 6010D	KH	1
		EPA 6020B	CW1	13
		EPA 7470A	VB	1
		SM 2540C-2015	ALW	1
		EPA 300.0 Rev 2.1 1993	CDC, JCM	3
92587881018	**BGWC-17**	EPA 6010D	KH	1
		EPA 6020B	CW1	13
		EPA 7470A	VB	1
		SM 2540C-2015	ALW	1
		EPA 300.0 Rev 2.1 1993	CDC, JCM	3
92587881019	**DUP-2**	EPA 6010D	KH	1
		EPA 6020B	CW1	13
		EPA 7470A	VB	1
		SM 2540C-2015	ALW	1
		EPA 300.0 Rev 2.1 1993	JCM	3
92587881020	**FB-3**	EPA 6010D	KH	1
		EPA 6020B	CW1	13
		EPA 7470A	VB	1
		SM 2540C-2015	ALW	1
		EPA 300.0 Rev 2.1 1993	JCM	3
92587881021	**BGWC-23**	EPA 6010D	KH	1
		EPA 6020B	CW1	13
		EPA 7470A	VB	1
		SM 2540C-2015	ALW	1
		EPA 300.0 Rev 2.1 1993	CDC	3
92587881022	**BGWC-30**	EPA 6010D	KH	1
		EPA 6020B	CW1	13
		EPA 7470A	VB	1
		SM 2540C-2015	ALW	1
		EPA 300.0 Rev 2.1 1993	CDC	3
92587881023	**BGWC-36D**	EPA 6010D	KH	1

This report shall not be reproduced, except in full,
without the written consent of Pace Analytical Services, LLC.

Pace Analytical Services, LLC
110 Technology Parkway
Peachtree Corners, GA 30092
(770)734-4200

SAMPLE ANALYTE COUNT

Project: BOWEN AP-Revised Report
Pace Project No.: 92587881

Lab ID	Sample ID	Method	Analysts	Analytes Reported
		EPA 6020B	CW1	13
		EPA 7470A	VB	1
		SM 2540C-2015	ALW	1
		EPA 300.0 Rev 2.1 1993	CDC	3
92587881024	**BGWC-38D**	EPA 6010D	KH	1
		EPA 6020B	CW1	13
		EPA 7470A	VB	1
		SM 2540C-2015	ALW	1
		EPA 300.0 Rev 2.1 1993	CDC	3
92587881025	**BGWC-51**	EPA 6010D	KH	1
		EPA 6020B	CW1	13
		EPA 7470A	VB	1
		SM 2540C-2015	ALW	1
		EPA 300.0 Rev 2.1 1993	CDC	3
92587881026	**BGWC-52**	EPA 6010D	KH	1
		EPA 6020B	CW1	13
		EPA 7470A	VB	1
		SM 2540C-2015	ALW	1
		EPA 300.0 Rev 2.1 1993	CDC	3
92587881027	**FB-4**	EPA 6010D	KH	1
		EPA 6020B	CW1	13
		EPA 7470A	VB	1
		SM 2540C-2015	ALW	1
		EPA 300.0 Rev 2.1 1993	CDC	3
92587881028	**EB-1**	EPA 6010D	KH	1
		EPA 6020B	CW1	13
		EPA 7470A	VB	1
		SM 2540C-2015	ALW	1
		EPA 300.0 Rev 2.1 1993	CDC	3
92587881029	**BGWA-33**	EPA 6010D	KH	1
		EPA 6020B	CW1	13
		EPA 7470A	VB	1
		SM 2540C-2015	ALW	1
		EPA 300.0 Rev 2.1 1993	CDC	3
92587881030	**BGWC-18**	EPA 6010D	KH	1
		EPA 6020B	CW1	13
		EPA 7470A	VB	1

This report shall not be reproduced, except in full,
without the written consent of Pace Analytical Services, LLC.

Pace Analytical Services, LLC
110 Technology Parkway
Peachtree Corners, GA 30092
(770)734-4200

SAMPLE ANALYTE COUNT

Project: BOWEN AP-Revised Report
Pace Project No.: 92587881

Lab ID	Sample ID	Method	Analysts	Analytes Reported
		SM 2540C-2015	ALW	1
		EPA 300.0 Rev 2.1 1993	CDC	3
92587881031	**BGWC-19**	EPA 6010D	KH	1
		EPA 6020B	CW1	13
		EPA 7470A	VB	1
		SM 2540C-2015	ALW	1
		EPA 300.0 Rev 2.1 1993	CDC	3
92587881032	**BGWC-20**	EPA 6010D	KH	1
		EPA 6020B	CW1	13
		EPA 7470A	VB	1
		SM 2540C-2015	ALW	1
		EPA 300.0 Rev 2.1 1993	CDC	3
92587881033	**BGWC-21**	EPA 6010D	KH	1
		EPA 6020B	CW1	13
		EPA 7470A	VB	1
		SM 2540C-2015	ALW	1
		EPA 300.0 Rev 2.1 1993	CDC	3
92587881034	**BGWC-25**	EPA 6010D	KH	1
		EPA 6020B	CW1	13
		EPA 7470A	VB	1
		SM 2540C-2015	ALW	1
		EPA 300.0 Rev 2.1 1993	CDC	3
92587881035	**BGWC-31**	EPA 6010D	KH	1
		EPA 6020B	CW1	13
		EPA 7470A	VB	1
		SM 2540C-2015	ALW	1
		EPA 300.0 Rev 2.1 1993	CDC	3
92587881036	**BGWC-22**	EPA 6010D	KH	1
		EPA 6020B	CW1	13
		EPA 7470A	VB	1
		SM 2540C-2015	ALW	1
		EPA 300.0 Rev 2.1 1993	CDC	3
92587881037	**BGWC-24**	EPA 6010D	KH	1
		EPA 6020B	CW1	13
		EPA 7470A	VB	1
		SM 2540C-2015	ALW	1
		EPA 300.0 Rev 2.1 1993	CDC	3

This report shall not be reproduced, except in full,
without the written consent of Pace Analytical Services, LLC.

Pace Analytical Services, LLC
110 Technology Parkway
Peachtree Corners, GA 30092
(770)734-4200

SAMPLE ANALYTE COUNT

Project: BOWEN AP-Revised Report
Pace Project No.: 92587881

Lab ID	Sample ID	Method	Analysts	Analytes Reported
92587881038	**BGWC-32**	EPA 6010D	KH	1
		EPA 6020B	CW1	13
		EPA 7470A	VB	1
		SM 2540C-2015	ALW	1
		EPA 300.0 Rev 2.1 1993	CDC	3
92587881039	**BGWC-34D**	EPA 6010D	KH	1
		EPA 6020B	CW1	13
		EPA 7470A	VB	1
		SM 2540C-2015	ALW	1
		EPA 300.0 Rev 2.1 1993	CDC	3
92587881040	**BGWC-39**	EPA 6010D	KH	1
		EPA 6020B	CW1	13
		EPA 7470A	VB	1
		SM 2540C-2015	ALW	1
		EPA 300.0 Rev 2.1 1993	CDC	3
92587881041	**BGWC-40**	EPA 6010D	KH	1
		EPA 6020B	CW1	13
		EPA 7470A	VB	1
		SM 2540C-2015	ALW	1
		EPA 300.0 Rev 2.1 1993	CDC	3
92587881042	**BGWC-35D**	EPA 6010D	KH	1
		EPA 6020B	CW1	13
		EPA 7470A	VB	1
		SM 2540C-2015	ALW	1
		EPA 300.0 Rev 2.1 1993	CDC	3
92587881043	**BGWC-37D**	EPA 6010D	KH	1
		EPA 6020B	CW1	13
		EPA 7470A	VB	1
		SM 2540C-2015	ALW	1
		EPA 300.0 Rev 2.1 1993	CDC	3
92587881044	**BGWC-42D**	EPA 6010D	KH	1
		EPA 6020B	CW1	13
		EPA 7470A	VB	1
		SM 2540C-2015	ALW	1
		EPA 300.0 Rev 2.1 1993	CDC	3
92587881045	**BGWC-41D**	EPA 6010D	KH	1
		EPA 6020B	CW1	13

This report shall not be reproduced, except in full,
without the written consent of Pace Analytical Services, LLC.

Pace Analytical Services, LLC
110 Technology Parkway
Peachtree Corners, GA 30092
(770)734-4200

SAMPLE ANALYTE COUNT

Project: BOWEN AP-Revised Report
Pace Project No.: 92587881

Lab ID	Sample ID	Method	Analysts	Analytes Reported
		EPA 7470A	VB	1
		SM 2540C-2015	ALW	1
		EPA 300.0 Rev 2.1 1993	CDC	3
92587881046	**BGWC-43D**	EPA 6010D	KH	1
		EPA 6020B	CW1	13
		EPA 7470A	VB	1
		SM 2540C-2015	ALW	1
		EPA 300.0 Rev 2.1 1993	CDC	3
92587881047	**BGWC-49D**	EPA 6010D	KH	1
		EPA 6020B	CW1	13
		EPA 7470A	VB	1
		SM 2540C-2015	ALW	1
		EPA 300.0 Rev 2.1 1993	CDC	3
92587881048	**DUP-4**	EPA 6010D	KH	1
		EPA 6020B	CW1	13
		EPA 7470A	VB	1
		SM 2540C-2015	ALW	1
		EPA 300.0 Rev 2.1 1993	CDC	3
92587881049	**DUP-3**	EPA 6010D	KH	1
		EPA 6020B	CW1	13
		EPA 7470A	VB	1
		SM 2540C-2015	ALW	1
		EPA 300.0 Rev 2.1 1993	CDC	3
92587881050	**FB-5**	EPA 6010D	KH	1
		EPA 6020B	CW1	13
		EPA 7470A	VB	1
		SM 2540C-2015	ALW	1
		EPA 300.0 Rev 2.1 1993	CDC	3
92587881051	**EB-2**	EPA 6010D	KH	1
		EPA 6020B	CW1	13
		EPA 7470A	VB	1
		SM 2540C-2015	ALW	1
		EPA 300.0 Rev 2.1 1993	CDC	3
92587881052	**FB-6**	EPA 6010D	KH	1
		EPA 6020B	CW1	13
		EPA 7470A	VB	1
		SM 2540C-2015	ALW	1

This report shall not be reproduced, except in full,
without the written consent of Pace Analytical Services, LLC.

Pace Analytical Services, LLC
110 Technology Parkway
Peachtree Corners, GA 30092
(770)734-4200

SAMPLE ANALYTE COUNT

Project: BOWEN AP-Revised Report
Pace Project No.: 92587881

Lab ID	Sample ID	Method	Analysts	Analytes Reported
		EPA 300.0 Rev 2.1 1993	CDC	3
92587881053	**EB-3**	EPA 6010D	KH	1
		EPA 6020B	CW1	13
		EPA 7470A	VB	1
		SM 2540C-2015	ALW	1
		EPA 300.0 Rev 2.1 1993	CDC	3
92587881054	**FB-7**	EPA 6010D	KH	1
		EPA 6020B	CW1	13
		EPA 7470A	VB	1
		SM 2540C-2015	ALW	1
		EPA 300.0 Rev 2.1 1993	CDC	3
92587881055	**EB-4**	EPA 6010D	KH	1
		EPA 6020B	CW1	13
		EPA 7470A	VB	1
		SM 2540C-2015	ALW	1
		EPA 300.0 Rev 2.1 1993	CDC	3

PASI-A = Pace Analytical Services - Asheville
PASI-C = Pace Analytical Services - Charlotte
PASI-GA = Pace Analytical Services - Peachtree Corners, GA

This report shall not be reproduced, except in full,
without the written consent of Pace Analytical Services, LLC.

Pace Analytical Services, LLC
110 Technology Parkway
Peachtree Corners, GA 30092
(770)734-4200

SUMMARY OF DETECTION

Project: BOWEN AP-Revised Report
Pace Project No.: 92587881

Lab Sample ID / Method	Client Sample ID / Parameters	Result	Units	Report Limit	Analyzed	Qualifiers
92587881001	**BGWA-2**					
	Performed by	CUSTOMER			02/11/22 16:30	
	pH	7.36	Std. Units		02/11/22 16:30	
EPA 6010D	Calcium	52.3	mg/L	1.0	03/01/22 01:23	
EPA 6020B	Barium	0.12	mg/L	0.0050	02/25/22 21:25	
EPA 6020B	Boron	0.0099J	mg/L	0.040	02/28/22 17:24	
SM 2540C-2015	Total Dissolved Solids	229	mg/L	10.0	02/16/22 14:16	
EPA 300.0 Rev 2.1 1993	Chloride	3.7	mg/L	1.0	02/17/22 19:32	
EPA 300.0 Rev 2.1 1993	Sulfate	13.5	mg/L	1.0	02/17/22 19:32	
92587881002	**BGWA-47D**					
	Performed by	CUSTOMER			02/11/22 16:31	
	pH	6.86	Std. Units		02/11/22 16:31	
EPA 6010D	Calcium	112	mg/L	1.0	03/01/22 01:28	
EPA 6020B	Barium	0.057	mg/L	0.0050	02/25/22 21:31	
EPA 6020B	Boron	0.017J	mg/L	0.040	02/28/22 17:30	
EPA 6020B	Lithium	0.00083J	mg/L	0.030	02/25/22 21:31	
EPA 6020B	Selenium	0.0021J	mg/L	0.0050	02/25/22 21:31	
SM 2540C-2015	Total Dissolved Solids	403	mg/L	10.0	02/16/22 14:16	
EPA 300.0 Rev 2.1 1993	Chloride	5.4	mg/L	1.0	02/17/22 19:46	
EPA 300.0 Rev 2.1 1993	Sulfate	72.7	mg/L	1.0	02/17/22 19:46	
92587881003	**BGWA-48D**					
	Performed by	CUSTOMER			02/11/22 16:31	
	pH	7.16	Std. Units		02/11/22 16:31	
EPA 6010D	Calcium	46.3	mg/L	1.0	03/01/22 01:32	
EPA 6020B	Antimony	0.0018J	mg/L	0.0030	02/25/22 21:49	
EPA 6020B	Arsenic	0.0057	mg/L	0.0050	02/25/22 21:49	
EPA 6020B	Barium	0.054	mg/L	0.0050	02/25/22 21:49	
EPA 6020B	Boron	0.038J	mg/L	0.040	02/25/22 21:49	
EPA 6020B	Molybdenum	0.00093J	mg/L	0.010	02/25/22 21:49	
SM 2540C-2015	Total Dissolved Solids	290	mg/L	10.0	02/16/22 14:17	
EPA 300.0 Rev 2.1 1993	Chloride	8.9	mg/L	1.0	02/17/22 19:59	
EPA 300.0 Rev 2.1 1993	Fluoride	0.065J	mg/L	0.10	02/17/22 19:59	
EPA 300.0 Rev 2.1 1993	Sulfate	19.1	mg/L	1.0	02/17/22 19:59	
92587881004	**BGWC-14A**					
	Performed by	CUSTOMER			02/11/22 16:31	
	pH	7.01	Std. Units		02/11/22 16:31	
EPA 6010D	Calcium	97.5	mg/L	1.0	03/01/22 01:47	
EPA 6020B	Barium	0.022	mg/L	0.0050	02/25/22 21:55	
EPA 6020B	Boron	0.57	mg/L	0.040	02/28/22 17:36	
EPA 6020B	Cadmium	0.00021J	mg/L	0.00050	02/25/22 21:55	
EPA 6020B	Thallium	0.00024J	mg/L	0.0010	02/25/22 21:55	
SM 2540C-2015	Total Dissolved Solids	468	mg/L	10.0	02/16/22 14:17	
EPA 300.0 Rev 2.1 1993	Chloride	10.8	mg/L	1.0	02/19/22 00:10	
EPA 300.0 Rev 2.1 1993	Sulfate	130	mg/L	3.0	02/19/22 17:33	

This report shall not be reproduced, except in full,
without the written consent of Pace Analytical Services, LLC.

Pace Analytical Services, LLC
110 Technology Parkway
Peachtree Corners, GA 30092
(770)734-4200

SUMMARY OF DETECTION

Project: BOWEN AP-Revised Report
Pace Project No.: 92587881

Lab Sample ID Method	Client Sample ID Parameters	Result	Units	Report Limit	Analyzed	Qualifiers
92587881005	**BGWA-29**					
	Performed by	CUSTOMER			02/11/22 16:32	
	pH	8.09	Std. Units		02/11/22 16:32	
EPA 6010D	Calcium	20.3	mg/L	1.0	03/01/22 01:52	
EPA 6020B	Barium	0.011	mg/L	0.0050	02/25/22 22:01	
EPA 6020B	Boron	0.012J	mg/L	0.040	02/25/22 22:01	
SM 2540C-2015	Total Dissolved Solids	96.0	mg/L	10.0	02/17/22 16:06	
EPA 300.0 Rev 2.1 1993	Chloride	1.2	mg/L	1.0	02/19/22 00:25	
EPA 300.0 Rev 2.1 1993	Sulfate	1.9	mg/L	1.0	02/19/22 00:25	
92587881006	**BGWC-8**					
	Performed by	CUSTOMER			02/11/22 16:32	
	pH	7.59	Std. Units		02/11/22 16:32	
EPA 6010D	Calcium	44.9	mg/L	1.0	03/01/22 01:56	
EPA 6020B	Barium	0.027	mg/L	0.0050	02/25/22 22:07	
EPA 6020B	Boron	0.051	mg/L	0.040	02/28/22 18:02	
EPA 6020B	Chromium	0.0014J	mg/L	0.0050	02/25/22 22:07	
EPA 6020B	Molybdenum	0.00081J	mg/L	0.010	02/25/22 22:07	
SM 2540C-2015	Total Dissolved Solids	259	mg/L	10.0	02/17/22 16:06	
EPA 300.0 Rev 2.1 1993	Chloride	1.6	mg/L	1.0	02/19/22 00:40	
EPA 300.0 Rev 2.1 1993	Sulfate	27.2	mg/L	1.0	02/19/22 00:40	
92587881007	**BGWC-9**					
	Performed by	CUSTOMER			02/11/22 16:32	
	pH	7.28	Std. Units		02/11/22 16:32	
EPA 6010D	Calcium	65.6	mg/L	1.0	03/01/22 02:01	
EPA 6020B	Arsenic	0.0018J	mg/L	0.0050	02/25/22 22:13	
EPA 6020B	Barium	0.026	mg/L	0.0050	02/25/22 22:13	
EPA 6020B	Boron	0.46	mg/L	0.040	02/28/22 18:08	
EPA 6020B	Lithium	0.0016J	mg/L	0.030	02/25/22 22:13	
EPA 6020B	Molybdenum	0.0026J	mg/L	0.010	02/25/22 22:13	
SM 2540C-2015	Total Dissolved Solids	304	mg/L	10.0	02/17/22 16:06	
EPA 300.0 Rev 2.1 1993	Chloride	8.9	mg/L	1.0	02/19/22 00:55	
EPA 300.0 Rev 2.1 1993	Fluoride	0.071J	mg/L	0.10	02/19/22 00:55	
EPA 300.0 Rev 2.1 1993	Sulfate	70.0	mg/L	1.0	02/19/22 00:55	M1
92587881008	**BGWA-6**					
	Performed by	CUSTOMER			02/11/22 16:33	
	pH	7.16	Std. Units		02/11/22 16:33	
EPA 6010D	Calcium	65.7	mg/L	1.0	03/01/22 02:06	
EPA 6020B	Barium	0.043	mg/L	0.0050	02/25/22 22:19	
EPA 6020B	Boron	0.019J	mg/L	0.040	02/25/22 22:19	
EPA 6020B	Cobalt	0.00050J	mg/L	0.0050	02/25/22 22:19	
SM 2540C-2015	Total Dissolved Solids	304	mg/L	10.0	02/16/22 14:17	
EPA 300.0 Rev 2.1 1993	Chloride	10.1	mg/L	1.0	02/19/22 01:41	
EPA 300.0 Rev 2.1 1993	Sulfate	16.7	mg/L	1.0	02/19/22 01:41	

This report shall not be reproduced, except in full,
without the written consent of Pace Analytical Services, LLC.

Pace Analytical Services, LLC
110 Technology Parkway
Peachtree Corners, GA 30092
(770)734-4200

SUMMARY OF DETECTION

Project: BOWEN AP-Revised Report
Pace Project No.: 92587881

Lab Sample ID / Method	Client Sample ID / Parameters	Result	Units	Report Limit	Analyzed	Qualifiers
92587881009	**BGWC-44D**					
	Performed by	CUSTOMER			02/11/22 16:33	
	pH	7.61	Std. Units		02/11/22 16:33	
EPA 6010D	Calcium	49.1	mg/L	1.0	03/02/22 15:54	M1
EPA 6020B	Arsenic	0.0062	mg/L	0.0050	02/25/22 22:25	
EPA 6020B	Barium	0.023	mg/L	0.0050	02/25/22 22:25	
EPA 6020B	Boron	0.033J	mg/L	0.040	02/25/22 22:25	
EPA 6020B	Lithium	0.0036J	mg/L	0.030	02/25/22 22:25	
EPA 6020B	Molybdenum	0.0011J	mg/L	0.010	02/25/22 22:25	
SM 2540C-2015	Total Dissolved Solids	347	mg/L	10.0	02/16/22 14:17	
EPA 300.0 Rev 2.1 1993	Chloride	17.0	mg/L	1.0	02/19/22 01:56	
EPA 300.0 Rev 2.1 1993	Fluoride	0.11	mg/L	0.10	02/19/22 01:56	
EPA 300.0 Rev 2.1 1993	Sulfate	48.4	mg/L	1.0	02/19/22 01:56	
92587881010	**BGWC-50D**					
	Performed by	CUSTOMER			02/11/22 16:33	
	pH	7.60	Std. Units		02/11/22 16:33	
EPA 6010D	Calcium	60.3	mg/L	1.0	03/02/22 17:31	
EPA 6020B	Arsenic	0.0023J	mg/L	0.0050	02/25/22 22:31	
EPA 6020B	Barium	0.049	mg/L	0.0050	02/25/22 22:31	
EPA 6020B	Boron	0.034J	mg/L	0.040	02/28/22 18:14	
EPA 6020B	Cobalt	0.00079J	mg/L	0.0050	02/25/22 22:31	
EPA 6020B	Molybdenum	0.0032J	mg/L	0.010	02/25/22 22:31	
SM 2540C-2015	Total Dissolved Solids	377	mg/L	10.0	02/16/22 14:17	
EPA 300.0 Rev 2.1 1993	Chloride	15.3	mg/L	1.0	02/19/22 02:42	
EPA 300.0 Rev 2.1 1993	Fluoride	0.080J	mg/L	0.10	02/19/22 02:42	
EPA 300.0 Rev 2.1 1993	Sulfate	79.4	mg/L	1.0	02/19/22 02:42	
92587881011	**DUP-1**					
EPA 6010D	Calcium	108	mg/L	1.0	03/02/22 17:36	
EPA 6020B	Barium	0.058	mg/L	0.0050	03/01/22 17:41	
EPA 6020B	Boron	0.024J	mg/L	0.040	03/01/22 17:41	
EPA 6020B	Selenium	0.0018J	mg/L	0.0050	03/01/22 17:41	
SM 2540C-2015	Total Dissolved Solids	407	mg/L	10.0	02/16/22 14:17	
EPA 300.0 Rev 2.1 1993	Chloride	5.1	mg/L	1.0	02/19/22 02:58	
EPA 300.0 Rev 2.1 1993	Sulfate	68.6	mg/L	1.0	02/19/22 02:58	
92587881013	**FB-2**					
SM 2540C-2015	Total Dissolved Solids	14.0	mg/L	10.0	02/17/22 16:06	
92587881014	**BGWC-7**					
	Performed by	CUSTOMER			02/15/22 15:52	
	pH	7.05	Std. Units		02/15/22 15:52	
EPA 6010D	Calcium	148	mg/L	1.0	03/02/22 17:50	
EPA 6020B	Arsenic	0.0022J	mg/L	0.0050	03/01/22 17:59	B
EPA 6020B	Barium	0.029	mg/L	0.0050	03/01/22 17:59	
EPA 6020B	Boron	1.2	mg/L	0.040	03/01/22 17:59	
EPA 6020B	Cobalt	0.00068J	mg/L	0.0050	03/01/22 17:59	

This report shall not be reproduced, except in full,
without the written consent of Pace Analytical Services, LLC.

Pace Analytical Services, LLC
110 Technology Parkway
Peachtree Corners, GA 30092
(770)734-4200

SUMMARY OF DETECTION

Project: BOWEN AP-Revised Report
Pace Project No.: 92587881

Lab Sample ID / Method	Client Sample ID / Parameters	Result	Units	Report Limit	Analyzed	Qualifiers
92587881014	**BGWC-7**					
EPA 6020B	Lithium	0.0074J	mg/L	0.030	03/01/22 17:59	
EPA 6020B	Molybdenum	0.0088J	mg/L	0.010	03/01/22 17:59	
EPA 6020B	Thallium	0.00030J	mg/L	0.0010	03/01/22 17:59	
SM 2540C-2015	Total Dissolved Solids	618	mg/L	20.0	02/18/22 17:46	
EPA 300.0 Rev 2.1 1993	Chloride	8.0	mg/L	1.0	02/22/22 10:41	
EPA 300.0 Rev 2.1 1993	Fluoride	0.12	mg/L	0.10	02/22/22 10:41	
EPA 300.0 Rev 2.1 1993	Sulfate	225	mg/L	5.0	02/22/22 18:32	
92587881015	**BGWC-10**					
	Performed by	CUSTOMER			02/15/22 15:52	
	pH	7.58	Std. Units		02/15/22 15:52	
EPA 6010D	Calcium	66.2	mg/L	1.0	03/02/22 17:55	
EPA 6020B	Antimony	0.0021J	mg/L	0.0030	03/01/22 18:23	
EPA 6020B	Arsenic	0.0094	mg/L	0.0050	03/01/22 18:23	B
EPA 6020B	Barium	0.044	mg/L	0.0050	03/01/22 18:23	
EPA 6020B	Boron	0.50	mg/L	0.040	03/01/22 18:23	
EPA 6020B	Cobalt	0.00047J	mg/L	0.0050	03/01/22 18:23	
EPA 6020B	Lithium	0.00079J	mg/L	0.030	03/01/22 18:23	
EPA 6020B	Molybdenum	0.0030J	mg/L	0.010	03/01/22 18:23	
SM 2540C-2015	Total Dissolved Solids	360	mg/L	10.0	02/18/22 17:47	
EPA 300.0 Rev 2.1 1993	Chloride	28.2	mg/L	1.0	02/22/22 10:54	
EPA 300.0 Rev 2.1 1993	Sulfate	86.1	mg/L	2.0	02/22/22 18:47	
92587881016	**BGWC-12**					
	Performed by	CUSTOMER			02/15/22 15:52	
	pH	7.18	Std. Units		02/15/22 15:52	
EPA 6010D	Calcium	164	mg/L	1.0	03/02/22 18:00	
EPA 6020B	Barium	0.043	mg/L	0.0050	03/01/22 18:41	
EPA 6020B	Boron	1.2	mg/L	0.040	03/02/22 10:36	
EPA 6020B	Cobalt	0.00057J	mg/L	0.0050	03/01/22 18:41	
EPA 6020B	Lithium	0.0011J	mg/L	0.030	03/01/22 18:41	
SM 2540C-2015	Total Dissolved Solids	816	mg/L	20.0	02/18/22 17:47	
EPA 300.0 Rev 2.1 1993	Chloride	16.4	mg/L	1.0	02/22/22 11:08	
EPA 300.0 Rev 2.1 1993	Sulfate	343	mg/L	8.0	02/22/22 19:01	
92587881017	**BGWC-16**					
	Performed by	CUSTOMER			02/15/22 15:52	
	pH	6.57	Std. Units		02/15/22 15:52	
EPA 6010D	Calcium	160	mg/L	1.0	03/02/22 18:05	
EPA 6020B	Barium	0.030	mg/L	0.0050	03/01/22 18:47	
EPA 6020B	Beryllium	0.00013J	mg/L	0.00050	03/01/22 18:47	
EPA 6020B	Boron	1.5	mg/L	0.040	03/02/22 10:42	
EPA 6020B	Cadmium	0.0019	mg/L	0.00050	03/01/22 18:47	
EPA 6020B	Cobalt	0.0097	mg/L	0.0050	03/01/22 18:47	
EPA 6020B	Thallium	0.00024J	mg/L	0.0010	03/01/22 18:47	
SM 2540C-2015	Total Dissolved Solids	782	mg/L	20.0	02/18/22 17:47	

This report shall not be reproduced, except in full,
without the written consent of Pace Analytical Services, LLC.

Pace Analytical Services, LLC
110 Technology Parkway
Peachtree Corners, GA 30092
(770)734-4200

SUMMARY OF DETECTION

Project: BOWEN AP-Revised Report
Pace Project No.: 92587881

Lab Sample ID / Method	Client Sample ID / Parameters	Result	Units	Report Limit	Analyzed	Qualifiers
92587881017	**BGWC-16**					
EPA 300.0 Rev 2.1 1993	Chloride	22.3	mg/L	1.0	02/22/22 11:21	
EPA 300.0 Rev 2.1 1993	Fluoride	0.056J	mg/L	0.10	02/22/22 11:21	
EPA 300.0 Rev 2.1 1993	Sulfate	358	mg/L	8.0	02/22/22 19:15	
92587881018	**BGWC-17**					
	Performed by	CUSTOMER			02/15/22 15:52	
	pH	7.27	Std. Units		02/15/22 15:52	
EPA 6010D	Calcium	83.5	mg/L	1.0	03/02/22 18:19	
EPA 6020B	Barium	0.015	mg/L	0.0050	03/01/22 18:53	
EPA 6020B	Boron	1.2	mg/L	0.040	03/02/22 10:48	
EPA 6020B	Cadmium	0.00016J	mg/L	0.00050	03/01/22 18:53	
SM 2540C-2015	Total Dissolved Solids	392	mg/L	10.0	02/18/22 17:47	
EPA 300.0 Rev 2.1 1993	Chloride	38.5	mg/L	1.0	02/22/22 11:35	
EPA 300.0 Rev 2.1 1993	Fluoride	0.10	mg/L	0.10	02/22/22 11:35	
EPA 300.0 Rev 2.1 1993	Sulfate	88.7	mg/L	2.0	02/22/22 19:30	
92587881019	**DUP-2**					
EPA 6010D	Calcium	183	mg/L	1.0	03/02/22 18:24	
EPA 6020B	Barium	0.027	mg/L	0.0050	03/01/22 18:59	
EPA 6020B	Beryllium	0.00011J	mg/L	0.00050	03/01/22 18:59	
EPA 6020B	Boron	1.5	mg/L	0.040	03/02/22 10:54	
EPA 6020B	Cadmium	0.0019	mg/L	0.00050	03/01/22 18:59	
EPA 6020B	Cobalt	0.0095	mg/L	0.0050	03/01/22 18:59	
EPA 6020B	Thallium	0.00021J	mg/L	0.0010	03/01/22 18:59	
SM 2540C-2015	Total Dissolved Solids	772	mg/L	20.0	02/18/22 17:47	
EPA 300.0 Rev 2.1 1993	Chloride	22.4	mg/L	1.0	02/22/22 12:15	
EPA 300.0 Rev 2.1 1993	Fluoride	0.058J	mg/L	0.10	02/22/22 12:15	
EPA 300.0 Rev 2.1 1993	Sulfate	363	mg/L	8.0	02/22/22 21:36	
92587881020	**FB-3**					
EPA 6020B	Boron	0.0091J	mg/L	0.040	03/01/22 19:05	
92587881021	**BGWC-23**					
	Performed by	CUSTOMER			02/15/22 15:53	
	pH	7.15	Std. Units		02/15/22 15:53	
EPA 6010D	Calcium	740	mg/L	10.0	03/03/22 16:38	
EPA 6020B	Antimony	0.0014J	mg/L	0.0030	03/01/22 19:11	
EPA 6020B	Arsenic	0.0065	mg/L	0.0050	03/01/22 19:11	B
EPA 6020B	Barium	0.11	mg/L	0.0050	03/01/22 19:11	
EPA 6020B	Boron	18.1	mg/L	2.0	03/02/22 11:00	
EPA 6020B	Lithium	0.033	mg/L	0.030	03/01/22 19:11	
EPA 6020B	Molybdenum	0.0079J	mg/L	0.010	03/01/22 19:11	
SM 2540C-2015	Total Dissolved Solids	3350	mg/L	100	02/18/22 17:47	
EPA 300.0 Rev 2.1 1993	Chloride	925	mg/L	15.0	02/23/22 11:57	
EPA 300.0 Rev 2.1 1993	Sulfate	622	mg/L	15.0	02/23/22 11:57	

This report shall not be reproduced, except in full,
without the written consent of Pace Analytical Services, LLC.

Pace Analytical Services, LLC
110 Technology Parkway
Peachtree Corners, GA 30092
(770)734-4200

SUMMARY OF DETECTION

Project: BOWEN AP-Revised Report
Pace Project No.: 92587881

Lab Sample ID Method	Client Sample ID Parameters	Result	Units	Report Limit	Analyzed	Qualifiers
92587881022	**BGWC-30**					
	Performed by	CUSTOMER			02/15/22 15:53	
	pH	7.29	Std. Units		02/15/22 15:53	
EPA 6010D	Calcium	129	mg/L	1.0	03/02/22 18:39	
EPA 6020B	Barium	0.072	mg/L	0.0050	03/01/22 19:17	
EPA 6020B	Boron	3.5	mg/L	0.40	03/02/22 11:06	
EPA 6020B	Chromium	0.0014J	mg/L	0.0050	03/01/22 19:17	
EPA 6020B	Lithium	0.0015J	mg/L	0.030	03/01/22 19:17	
EPA 6020B	Molybdenum	0.0048J	mg/L	0.010	03/01/22 19:17	
EPA 6020B	Selenium	0.0084	mg/L	0.0050	03/01/22 19:17	
SM 2540C-2015	Total Dissolved Solids	618	mg/L	20.0	02/18/22 17:47	
EPA 300.0 Rev 2.1 1993	Chloride	146	mg/L	3.0	02/23/22 12:28	
EPA 300.0 Rev 2.1 1993	Fluoride	0.075J	mg/L	0.10	02/22/22 21:40	
EPA 300.0 Rev 2.1 1993	Sulfate	74.4	mg/L	1.0	02/22/22 21:40	
92587881023	**BGWC-36D**					
	Performed by	CUSTOMER			02/15/22 15:53	
	pH	7.23	Std. Units		02/15/22 15:53	
EPA 6010D	Calcium	188	mg/L	1.0	03/02/22 18:43	
EPA 6020B	Barium	0.064	mg/L	0.0050	03/01/22 19:23	
EPA 6020B	Boron	5.7	mg/L	0.40	03/02/22 11:12	
EPA 6020B	Lithium	0.0020J	mg/L	0.030	03/01/22 19:23	
EPA 6020B	Molybdenum	0.012	mg/L	0.010	03/01/22 19:23	
EPA 6020B	Selenium	0.011	mg/L	0.0050	03/01/22 19:23	
EPA 6020B	Thallium	0.00022J	mg/L	0.0010	03/01/22 19:23	
SM 2540C-2015	Total Dissolved Solids	848	mg/L	20.0	02/18/22 17:47	
EPA 300.0 Rev 2.1 1993	Chloride	241	mg/L	5.0	02/23/22 12:43	
EPA 300.0 Rev 2.1 1993	Fluoride	0.12	mg/L	0.10	02/22/22 21:55	
EPA 300.0 Rev 2.1 1993	Sulfate	122	mg/L	5.0	02/23/22 12:43	
92587881024	**BGWC-38D**					
	Performed by	CUSTOMER			02/15/22 15:53	
	pH	6.33	Std. Units		02/15/22 15:53	
EPA 6010D	Calcium	187	mg/L	1.0	03/02/22 18:48	
EPA 6020B	Antimony	0.0067	mg/L	0.0030	03/01/22 19:29	
EPA 6020B	Arsenic	0.0036J	mg/L	0.0050	03/01/22 19:29	B
EPA 6020B	Barium	0.15	mg/L	0.0050	03/01/22 19:29	
EPA 6020B	Boron	7.9	mg/L	0.40	03/02/22 11:18	
EPA 6020B	Cobalt	0.0019J	mg/L	0.0050	03/01/22 19:29	
EPA 6020B	Lithium	0.0061J	mg/L	0.030	03/01/22 19:29	
EPA 6020B	Molybdenum	0.097	mg/L	0.010	03/01/22 19:29	
SM 2540C-2015	Total Dissolved Solids	926	mg/L	20.0	02/18/22 17:47	
EPA 300.0 Rev 2.1 1993	Chloride	237	mg/L	5.0	02/23/22 12:59	
EPA 300.0 Rev 2.1 1993	Fluoride	0.34	mg/L	0.10	02/22/22 22:11	
EPA 300.0 Rev 2.1 1993	Sulfate	139	mg/L	5.0	02/23/22 12:59	

This report shall not be reproduced, except in full,
without the written consent of Pace Analytical Services, LLC.

Pace Analytical Services, LLC
110 Technology Parkway
Peachtree Corners, GA 30092
(770)734-4200

SUMMARY OF DETECTION

Project: BOWEN AP-Revised Report
Pace Project No.: 92587881

Lab Sample ID Method	Client Sample ID Parameters	Result	Units	Report Limit	Analyzed	Qualifiers
92587881025	**BGWC-51**					
	Performed by	CUSTOMER			02/15/22 15:54	
	pH	7.11	Std. Units		02/15/22 15:54	
EPA 6010D	Calcium	155	mg/L	1.0	03/02/22 18:53	
EPA 6020B	Barium	0.011	mg/L	0.0050	03/01/22 19:35	
EPA 6020B	Beryllium	0.000070J	mg/L	0.00050	03/01/22 19:35	
EPA 6020B	Boron	4.5	mg/L	0.40	03/02/22 11:23	
EPA 6020B	Selenium	0.0042J	mg/L	0.0050	03/01/22 19:35	
EPA 7470A	Mercury	0.00025	mg/L	0.00020	03/02/22 16:32	
SM 2540C-2015	Total Dissolved Solids	632	mg/L	20.0	02/18/22 17:48	
EPA 300.0 Rev 2.1 1993	Chloride	128	mg/L	3.0	02/23/22 13:14	
EPA 300.0 Rev 2.1 1993	Fluoride	0.13	mg/L	0.10	02/22/22 22:26	
EPA 300.0 Rev 2.1 1993	Sulfate	114	mg/L	3.0	02/23/22 13:14	
92587881026	**BGWC-52**					
	Performed by	CUSTOMER			02/15/22 15:54	
	pH	7.57	Std. Units		02/15/22 15:54	
EPA 6010D	Calcium	72.8	mg/L	1.0	03/02/22 18:58	
EPA 6020B	Barium	0.029	mg/L	0.0050	03/01/22 19:53	
EPA 6020B	Boron	1.2	mg/L	0.040	03/04/22 15:18	
EPA 6020B	Chromium	0.0013J	mg/L	0.0050	03/01/22 19:53	
EPA 6020B	Cobalt	0.00044J	mg/L	0.0050	03/01/22 19:53	
EPA 6020B	Lithium	0.0020J	mg/L	0.030	03/01/22 19:53	
EPA 6020B	Molybdenum	0.0041J	mg/L	0.010	03/01/22 19:53	
EPA 6020B	Selenium	0.0018J	mg/L	0.0050	03/01/22 19:53	
SM 2540C-2015	Total Dissolved Solids	321	mg/L	10.0	02/18/22 17:48	
EPA 300.0 Rev 2.1 1993	Chloride	46.8	mg/L	1.0	02/22/22 22:42	
EPA 300.0 Rev 2.1 1993	Fluoride	0.10	mg/L	0.10	02/22/22 22:42	
EPA 300.0 Rev 2.1 1993	Sulfate	64.1	mg/L	1.0	02/22/22 22:42	
92587881027	**FB-4**					
EPA 6020B	Boron	0.012J	mg/L	0.040	03/01/22 19:59	
SM 2540C-2015	Total Dissolved Solids	21.0	mg/L	10.0	02/18/22 17:48	
92587881028	**EB-1**					
SM 2540C-2015	Total Dissolved Solids	10.0	mg/L	10.0	02/18/22 17:48	
92587881029	**BGWA-33**					
	Performed by	CUSTOMER			02/18/22 14:24	
	pH	7.20	Std. Units		02/18/22 14:24	
EPA 6010D	Calcium	47.5	mg/L	1.0	03/02/22 22:39	M1
EPA 6020B	Antimony	0.00089J	mg/L	0.0030	03/01/22 20:10	
EPA 6020B	Barium	0.031	mg/L	0.0050	03/01/22 20:10	
EPA 6020B	Boron	0.010J	mg/L	0.040	03/01/22 20:10	
EPA 6020B	Molybdenum	0.025	mg/L	0.010	03/01/22 20:10	
SM 2540C-2015	Total Dissolved Solids	208	mg/L	10.0	02/21/22 13:05	
EPA 300.0 Rev 2.1 1993	Chloride	2.8	mg/L	1.0	02/25/22 10:50	
EPA 300.0 Rev 2.1 1993	Fluoride	0.061J	mg/L	0.10	02/25/22 10:50	

This report shall not be reproduced, except in full,
without the written consent of Pace Analytical Services, LLC.

Pace Analytical Services, LLC
110 Technology Parkway
Peachtree Corners, GA 30092
(770)734-4200

SUMMARY OF DETECTION

Project: BOWEN AP-Revised Report
Pace Project No.: 92587881

Lab Sample ID Method	Client Sample ID Parameters	Result	Units	Report Limit	Analyzed	Qualifiers
92587881029	**BGWA-33**					
EPA 300.0 Rev 2.1 1993	Sulfate	22.8	mg/L	1.0	02/25/22 10:50	
92587881030	**BGWC-18**					
	Performed by	CUSTOMER			02/18/22 14:24	
	pH	6.37	Std. Units		02/18/22 14:24	
EPA 6010D	Calcium	49.0	mg/L	1.0	03/02/22 22:58	
EPA 6020B	Barium	0.032	mg/L	0.0050	03/01/22 20:16	
EPA 6020B	Beryllium	0.000063J	mg/L	0.00050	03/01/22 20:16	
EPA 6020B	Boron	0.56	mg/L	0.040	03/02/22 12:23	
SM 2540C-2015	Total Dissolved Solids	253	mg/L	10.0	02/21/22 13:05	
EPA 300.0 Rev 2.1 1993	Chloride	7.7	mg/L	1.0	02/25/22 11:36	
EPA 300.0 Rev 2.1 1993	Sulfate	61.5	mg/L	1.0	02/25/22 11:36	
92587881031	**BGWC-19**					
	Performed by	CUSTOMER			02/18/22 14:24	
	pH	6.57	Std. Units		02/18/22 14:24	
EPA 6010D	Calcium	60.5	mg/L	1.0	03/02/22 23:03	
EPA 6020B	Arsenic	0.0022J	mg/L	0.0050	03/02/22 17:04	
EPA 6020B	Barium	0.036	mg/L	0.0050	03/02/22 17:04	
EPA 6020B	Beryllium	0.00010J	mg/L	0.00050	03/02/22 17:04	
EPA 6020B	Boron	0.35	mg/L	0.040	03/02/22 17:04	
EPA 6020B	Thallium	0.00021J	mg/L	0.0010	03/02/22 17:04	
SM 2540C-2015	Total Dissolved Solids	288	mg/L	10.0	02/21/22 13:05	
EPA 300.0 Rev 2.1 1993	Chloride	6.7	mg/L	1.0	02/25/22 11:52	
EPA 300.0 Rev 2.1 1993	Sulfate	79.6	mg/L	1.0	02/25/22 11:52	
92587881032	**BGWC-20**					
	Performed by	CUSTOMER			02/18/22 14:25	
	pH	7.31	Std. Units		02/18/22 14:25	
EPA 6010D	Calcium	288	mg/L	1.0	03/02/22 23:08	
EPA 6020B	Arsenic	0.0031J	mg/L	0.0050	03/02/22 17:10	
EPA 6020B	Barium	0.035	mg/L	0.0050	03/02/22 17:10	
EPA 6020B	Boron	4.2	mg/L	0.40	03/04/22 15:40	
EPA 6020B	Lithium	0.031	mg/L	0.030	03/02/22 17:10	
EPA 6020B	Molybdenum	0.025	mg/L	0.010	03/02/22 17:10	
SM 2540C-2015	Total Dissolved Solids	1180	mg/L	50.0	02/21/22 13:05	
EPA 300.0 Rev 2.1 1993	Chloride	141	mg/L	12.0	02/25/22 21:25	
EPA 300.0 Rev 2.1 1993	Sulfate	555	mg/L	12.0	02/25/22 21:25	
92587881033	**BGWC-21**					
	Performed by	CUSTOMER			02/18/22 14:25	
	pH	7.90	Std. Units		02/18/22 14:25	
EPA 6010D	Calcium	44.1	mg/L	1.0	03/02/22 23:22	
EPA 6020B	Antimony	0.0017J	mg/L	0.0030	03/02/22 17:34	
EPA 6020B	Arsenic	0.0020J	mg/L	0.0050	03/02/22 17:34	
EPA 6020B	Barium	0.028	mg/L	0.0050	03/02/22 17:34	

This report shall not be reproduced, except in full,
without the written consent of Pace Analytical Services, LLC.

Pace Analytical Services, LLC
110 Technology Parkway
Peachtree Corners, GA 30092
(770)734-4200

SUMMARY OF DETECTION

Project: BOWEN AP-Revised Report
Pace Project No.: 92587881

Lab Sample ID Method	Client Sample ID Parameters	Result	Units	Report Limit	Analyzed	Qualifiers
92587881033	**BGWC-21**					
EPA 6020B	Boron	0.053	mg/L	0.040	03/02/22 17:34	
EPA 6020B	Cobalt	0.0021J	mg/L	0.0050	03/02/22 17:34	
EPA 6020B	Molybdenum	0.0050J	mg/L	0.010	03/02/22 17:34	
SM 2540C-2015	Total Dissolved Solids	235	mg/L	10.0	02/21/22 13:06	
EPA 300.0 Rev 2.1 1993	Chloride	4.0	mg/L	1.0	02/25/22 12:23	
EPA 300.0 Rev 2.1 1993	Sulfate	48.7	mg/L	1.0	02/25/22 12:23	
92587881034	**BGWC-25**					
	Performed by	CUSTOMER			02/18/22 14:25	
	pH	7.30	Std. Units		02/18/22 14:25	
EPA 6010D	Calcium	51.4	mg/L	1.0	03/02/22 23:27	
EPA 6020B	Arsenic	0.0055	mg/L	0.0050	03/02/22 17:40	
EPA 6020B	Barium	0.019	mg/L	0.0050	03/02/22 17:40	
EPA 6020B	Boron	0.048	mg/L	0.040	03/02/22 17:40	
SM 2540C-2015	Total Dissolved Solids	235	mg/L	10.0	02/21/22 13:06	
EPA 300.0 Rev 2.1 1993	Chloride	5.7	mg/L	1.0	02/25/22 12:38	
EPA 300.0 Rev 2.1 1993	Sulfate	13.7	mg/L	1.0	02/25/22 12:38	
92587881035	**BGWC-31**					
	Performed by	CUSTOMER			02/18/22 14:25	
	pH	7.40	Std. Units		02/18/22 14:25	
EPA 6010D	Calcium	81.4	mg/L	1.0	03/02/22 23:32	
EPA 6020B	Arsenic	0.0070	mg/L	0.0050	03/02/22 17:46	
EPA 6020B	Barium	0.042	mg/L	0.0050	03/02/22 17:46	
EPA 6020B	Boron	0.73	mg/L	0.040	03/02/22 17:46	
SM 2540C-2015	Total Dissolved Solids	428	mg/L	10.0	02/21/22 13:06	
EPA 300.0 Rev 2.1 1993	Chloride	30.9	mg/L	1.0	02/25/22 12:54	
EPA 300.0 Rev 2.1 1993	Sulfate	118	mg/L	3.0	02/25/22 21:41	
92587881036	**BGWC-22**					
	Performed by	CUSTOMER			02/18/22 14:25	
	pH	6.89	Std. Units		02/18/22 14:25	
EPA 6010D	Calcium	680	mg/L	10.0	03/03/22 15:33	
EPA 6020B	Arsenic	0.0070	mg/L	0.0050	03/02/22 18:13	
EPA 6020B	Barium	0.074	mg/L	0.0050	03/02/22 18:13	
EPA 6020B	Beryllium	0.00012J	mg/L	0.00050	03/02/22 18:13	
EPA 6020B	Boron	19.3	mg/L	0.20	03/04/22 15:58	
EPA 6020B	Cadmium	0.00020J	mg/L	0.00050	03/02/22 18:13	
EPA 6020B	Cobalt	0.030	mg/L	0.0050	03/02/22 18:13	
EPA 6020B	Lithium	0.032J	mg/L	0.15	03/04/22 15:58	D3
EPA 6020B	Molybdenum	0.039	mg/L	0.010	03/02/22 18:13	
EPA 6020B	Thallium	0.0011	mg/L	0.0010	03/02/22 18:13	
SM 2540C-2015	Total Dissolved Solids	3340	mg/L	100	02/18/22 17:48	
EPA 300.0 Rev 2.1 1993	Chloride	789	mg/L	16.0	02/25/22 21:56	
EPA 300.0 Rev 2.1 1993	Fluoride	0.24	mg/L	0.10	02/25/22 13:09	
EPA 300.0 Rev 2.1 1993	Sulfate	789	mg/L	16.0	02/25/22 21:56	

This report shall not be reproduced, except in full,
without the written consent of Pace Analytical Services, LLC.

Pace Analytical Services, LLC
110 Technology Parkway
Peachtree Corners, GA 30092
(770)734-4200

SUMMARY OF DETECTION

Project: BOWEN AP-Revised Report
Pace Project No.: 92587881

Lab Sample ID / Method	Client Sample ID / Parameters	Result	Units	Report Limit	Analyzed	Qualifiers
92587881037	**BGWC-24**					
	Performed by	CUSTOMER			02/18/22 14:26	
	pH	6.66	Std. Units		02/18/22 14:26	
EPA 6010D	Calcium	791	mg/L	10.0	03/03/22 15:37	
EPA 6020B	Antimony	0.0048	mg/L	0.0030	03/02/22 18:19	
EPA 6020B	Arsenic	0.0073	mg/L	0.0050	03/02/22 18:19	
EPA 6020B	Barium	0.077	mg/L	0.0050	03/02/22 18:19	
EPA 6020B	Beryllium	0.00027J	mg/L	0.00050	03/02/22 18:19	
EPA 6020B	Boron	28.5	mg/L	0.20	03/04/22 16:04	
EPA 6020B	Cadmium	0.0042	mg/L	0.00050	03/02/22 18:19	
EPA 6020B	Cobalt	0.0037J	mg/L	0.0050	03/02/22 18:19	
EPA 6020B	Lithium	0.0086J	mg/L	0.15	03/04/22 16:04	D3
EPA 6020B	Selenium	0.0055	mg/L	0.0050	03/02/22 18:19	
EPA 6020B	Thallium	0.00045J	mg/L	0.0010	03/02/22 18:19	
EPA 7470A	Mercury	0.0014	mg/L	0.00020	03/02/22 17:09	
SM 2540C-2015	Total Dissolved Solids	3890	mg/L	100	02/21/22 13:04	
EPA 300.0 Rev 2.1 1993	Chloride	1120	mg/L	20.0	02/25/22 22:11	
EPA 300.0 Rev 2.1 1993	Sulfate	473	mg/L	20.0	02/25/22 22:11	
92587881038	**BGWC-32**					
	Performed by	CUSTOMER			02/18/22 14:26	
	pH	7.14	Std. Units		02/18/22 14:26	
EPA 6010D	Calcium	247	mg/L	1.0	03/02/22 23:46	
EPA 6020B	Arsenic	0.0041J	mg/L	0.0050	03/02/22 18:24	
EPA 6020B	Barium	0.096	mg/L	0.0050	03/02/22 18:24	
EPA 6020B	Boron	4.2	mg/L	0.20	03/04/22 16:10	
EPA 6020B	Molybdenum	0.0038J	mg/L	0.010	03/02/22 18:24	
SM 2540C-2015	Total Dissolved Solids	1320	mg/L	50.0	02/21/22 13:06	
EPA 300.0 Rev 2.1 1993	Chloride	262	mg/L	6.0	02/25/22 23:28	
EPA 300.0 Rev 2.1 1993	Fluoride	0.13	mg/L	0.10	02/25/22 14:11	
EPA 300.0 Rev 2.1 1993	Sulfate	265	mg/L	6.0	02/25/22 23:28	
92587881039	**BGWC-34D**					
	Performed by	CUSTOMER			02/18/22 14:26	
	pH	7.27	Std. Units		02/18/22 14:26	
EPA 6010D	Calcium	127	mg/L	1.0	03/02/22 23:51	
EPA 6020B	Arsenic	0.020	mg/L	0.0050	03/02/22 18:30	
EPA 6020B	Barium	0.052	mg/L	0.0050	03/02/22 18:30	
EPA 6020B	Boron	0.38	mg/L	0.040	03/02/22 18:30	
EPA 6020B	Cobalt	0.0010J	mg/L	0.0050	03/02/22 18:30	
EPA 6020B	Molybdenum	0.00094J	mg/L	0.010	03/02/22 18:30	
SM 2540C-2015	Total Dissolved Solids	474	mg/L	20.0	02/21/22 13:06	
EPA 300.0 Rev 2.1 1993	Chloride	39.2	mg/L	1.0	02/25/22 14:27	
EPA 300.0 Rev 2.1 1993	Sulfate	129	mg/L	3.0	02/25/22 23:44	
92587881040	**BGWC-39**					
	Performed by	CUSTOMER			02/18/22 14:26	

This report shall not be reproduced, except in full,
without the written consent of Pace Analytical Services, LLC.

Pace Analytical Services, LLC
110 Technology Parkway
Peachtree Corners, GA 30092
(770)734-4200

SUMMARY OF DETECTION

Project: BOWEN AP-Revised Report
Pace Project No.: 92587881

Lab Sample ID / Method	Client Sample ID / Parameters	Result	Units	Report Limit	Analyzed	Qualifiers
92587881040	**BGWC-39**					
	pH	6.83	Std. Units		02/18/22 14:26	
EPA 6010D	Calcium	424	mg/L	10.0	03/03/22 15:42	
EPA 6020B	Arsenic	0.0052	mg/L	0.0050	03/02/22 18:36	
EPA 6020B	Barium	0.067	mg/L	0.0050	03/02/22 18:36	
EPA 6020B	Boron	9.0	mg/L	0.040	03/04/22 16:22	
EPA 6020B	Cadmium	0.00012J	mg/L	0.00050	03/02/22 18:36	
EPA 6020B	Lithium	0.0042J	mg/L	0.030	03/04/22 16:22	D3
EPA 6020B	Molybdenum	0.0052J	mg/L	0.010	03/02/22 18:36	
SM 2540C-2015	Total Dissolved Solids	1760	mg/L	100	02/21/22 13:06	
EPA 300.0 Rev 2.1 1993	Chloride	409	mg/L	9.0	02/26/22 00:29	
EPA 300.0 Rev 2.1 1993	Fluoride	0.11	mg/L	0.10	02/25/22 15:13	
EPA 300.0 Rev 2.1 1993	Sulfate	403	mg/L	9.0	02/26/22 00:29	
92587881041	**BGWC-40**					
	Performed by	CUSTOMER			02/18/22 14:26	
	pH	7.24	Std. Units		02/18/22 14:26	
EPA 6010D	Calcium	155	mg/L	1.0	03/03/22 00:01	
EPA 6020B	Arsenic	0.0032J	mg/L	0.0050	03/02/22 18:42	
EPA 6020B	Barium	0.055	mg/L	0.0050	03/02/22 18:42	
EPA 6020B	Boron	3.9	mg/L	0.20	03/04/22 16:28	
EPA 6020B	Chromium	0.0011J	mg/L	0.0050	03/02/22 18:42	
EPA 6020B	Cobalt	0.00052J	mg/L	0.0050	03/02/22 18:42	
EPA 6020B	Selenium	0.0084	mg/L	0.0050	03/02/22 18:42	
SM 2540C-2015	Total Dissolved Solids	776	mg/L	20.0	02/21/22 13:06	
EPA 300.0 Rev 2.1 1993	Chloride	150	mg/L	3.0	02/26/22 00:45	
EPA 300.0 Rev 2.1 1993	Fluoride	0.068J	mg/L	0.10	02/25/22 15:29	
EPA 300.0 Rev 2.1 1993	Sulfate	125	mg/L	3.0	02/26/22 00:45	
92587881042	**BGWC-35D**					
	Performed by	CUSTOMER			02/18/22 14:27	
	pH	7.02	Std. Units		02/18/22 14:27	
EPA 6010D	Calcium	483	mg/L	10.0	03/03/22 15:47	
EPA 6020B	Arsenic	0.0065	mg/L	0.0050	03/02/22 18:48	
EPA 6020B	Barium	0.071	mg/L	0.0050	03/02/22 18:48	
EPA 6020B	Boron	12.2	mg/L	0.20	03/04/22 16:34	
EPA 6020B	Cobalt	0.0024J	mg/L	0.0050	03/02/22 18:48	
EPA 6020B	Lithium	0.018J	mg/L	0.15	03/04/22 16:34	D3
EPA 6020B	Molybdenum	0.039	mg/L	0.010	03/02/22 18:48	
SM 2540C-2015	Total Dissolved Solids	2850	mg/L	100	02/23/22 16:01	
EPA 300.0 Rev 2.1 1993	Chloride	627	mg/L	14.0	02/26/22 01:00	
EPA 300.0 Rev 2.1 1993	Fluoride	0.21	mg/L	0.10	02/25/22 15:44	
EPA 300.0 Rev 2.1 1993	Sulfate	551	mg/L	14.0	02/26/22 01:00	
92587881043	**BGWC-37D**					
	Performed by	CUSTOMER			02/18/22 14:27	
	pH	7.46	Std. Units		02/18/22 14:27	

This report shall not be reproduced, except in full,
without the written consent of Pace Analytical Services, LLC.

Pace Analytical Services, LLC
110 Technology Parkway
Peachtree Corners, GA 30092
(770)734-4200

SUMMARY OF DETECTION

Project: BOWEN AP-Revised Report
Pace Project No.: 92587881

Lab Sample ID Method	Client Sample ID Parameters	Result	Units	Report Limit	Analyzed	Qualifiers
92587881043	**BGWC-37D**					
EPA 6010D	Calcium	112	mg/L	1.0	03/03/22 00:20	
EPA 6020B	Arsenic	0.011	mg/L	0.0050	03/02/22 18:54	
EPA 6020B	Barium	0.087	mg/L	0.0050	03/02/22 18:54	
EPA 6020B	Boron	1.3	mg/L	0.20	03/04/22 18:43	
EPA 6020B	Cobalt	0.00056J	mg/L	0.0050	03/02/22 18:54	
EPA 6020B	Molybdenum	0.016	mg/L	0.010	03/02/22 18:54	
SM 2540C-2015	Total Dissolved Solids	570	mg/L	20.0	02/23/22 16:01	
EPA 300.0 Rev 2.1 1993	Chloride	105	mg/L	3.0	02/26/22 01:16	
EPA 300.0 Rev 2.1 1993	Fluoride	0.16	mg/L	0.10	02/25/22 16:00	
EPA 300.0 Rev 2.1 1993	Sulfate	132	mg/L	3.0	02/26/22 01:16	
92587881044	**BGWC-42D**					
	Performed by	CUSTOMER			02/18/22 14:28	
	pH	7.30	Std. Units		02/18/22 14:28	
EPA 6010D	Calcium	98.4	mg/L	1.0	03/03/22 00:25	
EPA 6020B	Arsenic	0.0090	mg/L	0.0050	03/02/22 19:00	
EPA 6020B	Barium	0.12	mg/L	0.0050	03/02/22 19:00	
EPA 6020B	Boron	1.9	mg/L	0.20	03/04/22 18:49	
EPA 6020B	Molybdenum	0.0055J	mg/L	0.010	03/02/22 19:00	
SM 2540C-2015	Total Dissolved Solids	658	mg/L	20.0	02/23/22 16:01	
EPA 300.0 Rev 2.1 1993	Chloride	126	mg/L	3.0	02/26/22 02:34	
EPA 300.0 Rev 2.1 1993	Fluoride	0.61	mg/L	0.10	02/25/22 16:15	
EPA 300.0 Rev 2.1 1993	Sulfate	122	mg/L	3.0	02/26/22 02:34	
92587881045	**BGWC-41D**					
	Performed by	CUSTOMER			02/18/22 14:28	
	pH	7.20	Std. Units		02/18/22 14:28	
EPA 6010D	Calcium	198	mg/L	1.0	03/03/22 00:29	
EPA 6020B	Arsenic	0.0062	mg/L	0.0050	03/02/22 19:06	
EPA 6020B	Barium	0.063	mg/L	0.0050	03/02/22 19:06	
EPA 6020B	Boron	1.2	mg/L	0.040	03/04/22 18:55	
EPA 6020B	Lithium	0.0020J	mg/L	0.030	03/04/22 18:55	
EPA 6020B	Molybdenum	0.0087J	mg/L	0.010	03/02/22 19:06	
SM 2540C-2015	Total Dissolved Solids	1140	mg/L	50.0	02/21/22 13:04	
EPA 300.0 Rev 2.1 1993	Chloride	296	mg/L	6.0	02/26/22 02:50	
EPA 300.0 Rev 2.1 1993	Fluoride	0.070J	mg/L	0.10	02/25/22 17:01	
EPA 300.0 Rev 2.1 1993	Sulfate	278	mg/L	6.0	02/26/22 02:50	
92587881046	**BGWC-43D**					
	Performed by	CUSTOMER			02/18/22 14:28	
	pH	7.28	Std. Units		02/18/22 14:28	
EPA 6010D	Calcium	344	mg/L	10.0	03/03/22 15:52	
EPA 6020B	Arsenic	0.0048J	mg/L	0.0050	03/02/22 19:24	
EPA 6020B	Barium	0.076	mg/L	0.0050	03/02/22 19:24	
EPA 6020B	Boron	14.4	mg/L	0.40	03/04/22 19:00	
EPA 6020B	Cadmium	0.0015	mg/L	0.00050	03/02/22 19:24	

This report shall not be reproduced, except in full,
without the written consent of Pace Analytical Services, LLC.

Pace Analytical Services, LLC
110 Technology Parkway
Peachtree Corners, GA 30092
(770)734-4200

SUMMARY OF DETECTION

Project: BOWEN AP-Revised Report
Pace Project No.: 92587881

Lab Sample ID Method	Client Sample ID Parameters	Result	Units	Report Limit	Analyzed	Qualifiers
92587881046	**BGWC-43D**					
EPA 6020B	Chromium	0.0024J	mg/L	0.0050	03/02/22 19:24	
EPA 6020B	Cobalt	0.0038J	mg/L	0.0050	03/02/22 19:24	
EPA 6020B	Lithium	0.027J	mg/L	0.30	03/04/22 19:00	D3
EPA 6020B	Molybdenum	0.15	mg/L	0.010	03/02/22 19:24	
EPA 6020B	Thallium	0.0034	mg/L	0.0010	03/02/22 19:24	
SM 2540C-2015	Total Dissolved Solids	1620	mg/L	100	02/21/22 13:04	
EPA 300.0 Rev 2.1 1993	Chloride	496	mg/L	11.0	02/26/22 03:06	
EPA 300.0 Rev 2.1 1993	Fluoride	0.89	mg/L	0.10	02/25/22 17:17	
EPA 300.0 Rev 2.1 1993	Sulfate	323	mg/L	11.0	02/26/22 03:06	
92587881047	**BGWC-49D**					
	Performed by	CUSTOMER			02/18/22 14:28	
	pH	7.57	Std. Units		02/18/22 14:28	
EPA 6010D	Calcium	239	mg/L	1.0	03/03/22 00:39	
EPA 6020B	Arsenic	0.0057	mg/L	0.0050	03/02/22 19:30	
EPA 6020B	Barium	0.077	mg/L	0.0050	03/02/22 19:30	
EPA 6020B	Boron	7.5	mg/L	0.20	03/04/22 19:06	
EPA 6020B	Cobalt	0.00088J	mg/L	0.0050	03/02/22 19:30	
EPA 6020B	Lithium	0.0076J	mg/L	0.15	03/04/22 19:06	D3
EPA 6020B	Molybdenum	0.0056J	mg/L	0.010	03/02/22 19:30	
SM 2540C-2015	Total Dissolved Solids	1620	mg/L	100	02/23/22 16:02	
EPA 300.0 Rev 2.1 1993	Chloride	410	mg/L	9.0	02/26/22 03:21	
EPA 300.0 Rev 2.1 1993	Sulfate	209	mg/L	9.0	02/26/22 03:21	
92587881048	**DUP-4**					
EPA 6010D	Calcium	488	mg/L	10.0	03/03/22 15:56	
EPA 6020B	Arsenic	0.0074	mg/L	0.0050	03/02/22 19:36	
EPA 6020B	Barium	0.060	mg/L	0.025	03/04/22 19:12	
EPA 6020B	Boron	11.8	mg/L	0.20	03/04/22 19:12	
EPA 6020B	Cobalt	0.0022J	mg/L	0.0050	03/02/22 19:36	
EPA 6020B	Lithium	0.018J	mg/L	0.15	03/04/22 19:12	D3
EPA 6020B	Molybdenum	0.035J	mg/L	0.050	03/04/22 19:12	D3
SM 2540C-2015	Total Dissolved Solids	3100	mg/L	100	02/23/22 16:02	
EPA 300.0 Rev 2.1 1993	Chloride	648	mg/L	14.0	02/26/22 03:37	
EPA 300.0 Rev 2.1 1993	Fluoride	0.20	mg/L	0.10	02/25/22 17:48	
EPA 300.0 Rev 2.1 1993	Sulfate	573	mg/L	14.0	02/26/22 03:37	
92587881049	**DUP-3**					
EPA 6010D	Calcium	700	mg/L	5.0	03/03/22 04:35	M1
EPA 6020B	Arsenic	0.0067	mg/L	0.0050	03/02/22 19:42	
EPA 6020B	Barium	0.063	mg/L	0.050	03/04/22 19:18	
EPA 6020B	Beryllium	0.00010J	mg/L	0.00050	03/02/22 19:42	
EPA 6020B	Boron	17.5	mg/L	0.40	03/04/22 19:18	
EPA 6020B	Cadmium	0.00021J	mg/L	0.00050	03/02/22 19:42	
EPA 6020B	Cobalt	0.027	mg/L	0.0050	03/02/22 19:42	
EPA 6020B	Lithium	0.031J	mg/L	0.30	03/04/22 19:18	D3
EPA 6020B	Molybdenum	0.036J	mg/L	0.10	03/04/22 19:18	D3
EPA 6020B	Thallium	0.0011	mg/L	0.0010	03/02/22 19:42	

This report shall not be reproduced, except in full,
without the written consent of Pace Analytical Services, LLC.

Pace Analytical Services, LLC
110 Technology Parkway
Peachtree Corners, GA 30092
(770)734-4200

SUMMARY OF DETECTION

Project: BOWEN AP-Revised Report
Pace Project No.: 92587881

Lab Sample ID Method	Client Sample ID Parameters	Result	Units	Report Limit	Analyzed	Qualifiers
92587881049	**DUP-3**					
SM 2540C-2015	Total Dissolved Solids	3440	mg/L	100	02/21/22 13:05	
EPA 300.0 Rev 2.1 1993	Chloride	726	mg/L	18.0	02/25/22 18:31	M1
EPA 300.0 Rev 2.1 1993	Fluoride	0.22	mg/L	0.10	02/25/22 04:48	M1
EPA 300.0 Rev 2.1 1993	Sulfate	694	mg/L	18.0	02/25/22 18:31	M1
92587881050	**FB-5**					
EPA 6020B	Arsenic	0.0023J	mg/L	0.0050	03/02/22 19:54	
EPA 6020B	Boron	0.0097J	mg/L	0.040	03/04/22 19:24	
92587881051	**EB-2**					
SM 2540C-2015	Total Dissolved Solids	12.0	mg/L	10.0	02/21/22 13:05	

This report shall not be reproduced, except in full,
without the written consent of Pace Analytical Services, LLC.

Pace Analytical Services, LLC
110 Technology Parkway
Peachtree Corners, GA 30092
(770)734-4200

ANALYTICAL RESULTS

Project: BOWEN AP-Revised Report
Pace Project No.: 92587881

Sample: BGWA-2 **Lab ID: 92587881001** Collected: 02/09/22 13:46 Received: 02/11/22 09:30 Matrix: Water

Parameters	Results	Units	Report Limit	MDL	DF	Prepared	Analyzed	CAS No.	Qual
Field Data	Analytical Method: Pace Analytical Services - Charlotte								
Performed by	**CUSTOMER**				1		02/11/22 16:30		
pH	**7.36**	Std. Units			1		02/11/22 16:30		
6010D ATL ICP	Analytical Method: EPA 6010D Preparation Method: EPA 3010A Pace Analytical Services - Peachtree Corners, GA								
Calcium	**52.3**	mg/L	1.0	0.12	1	02/25/22 10:43	03/01/22 01:23	7440-70-2	
6020 MET ICPMS	Analytical Method: EPA 6020B Preparation Method: EPA 3005A Pace Analytical Services - Peachtree Corners, GA								
Antimony	ND	mg/L	0.0030	0.00078	1	02/25/22 10:38	02/25/22 21:25	7440-36-0	
Arsenic	ND	mg/L	0.0050	0.0011	1	02/25/22 10:38	02/25/22 21:25	7440-38-2	
Barium	**0.12**	mg/L	0.0050	0.00067	1	02/25/22 10:38	02/25/22 21:25	7440-39-3	
Beryllium	ND	mg/L	0.00050	0.000054	1	02/25/22 10:38	02/25/22 21:25	7440-41-7	
Boron	**0.0099J**	mg/L	0.040	0.0086	1	02/25/22 10:38	02/28/22 17:24	7440-42-8	
Cadmium	ND	mg/L	0.00050	0.00011	1	02/25/22 10:38	02/25/22 21:25	7440-43-9	
Chromium	ND	mg/L	0.0050	0.0011	1	02/25/22 10:38	02/25/22 21:25	7440-47-3	
Cobalt	ND	mg/L	0.0050	0.00039	1	02/25/22 10:38	02/25/22 21:25	7440-48-4	
Lead	ND	mg/L	0.0010	0.00089	1	02/25/22 10:38	02/25/22 21:25	7439-92-1	
Lithium	ND	mg/L	0.030	0.00073	1	02/25/22 10:38	02/25/22 21:25	7439-93-2	
Molybdenum	ND	mg/L	0.010	0.00074	1	02/25/22 10:38	02/25/22 21:25	7439-98-7	
Selenium	ND	mg/L	0.0050	0.0014	1	02/25/22 10:38	02/25/22 21:25	7782-49-2	
Thallium	ND	mg/L	0.0010	0.00018	1	02/25/22 10:38	02/25/22 21:25	7440-28-0	
7470 Mercury	Analytical Method: EPA 7470A Preparation Method: EPA 7470A Pace Analytical Services - Peachtree Corners, GA								
Mercury	ND	mg/L	0.00020	0.00013	1	03/02/22 11:00	03/02/22 14:55	7439-97-6	
2540C Total Dissolved Solids	Analytical Method: SM 2540C-2015 Pace Analytical Services - Peachtree Corners, GA								
Total Dissolved Solids	**229**	mg/L	10.0	10.0	1		02/16/22 14:16		
300.0 IC Anions 28 Days	Analytical Method: EPA 300.0 Rev 2.1 1993 Pace Analytical Services - Asheville								
Chloride	**3.7**	mg/L	1.0	0.60	1		02/17/22 19:32	16887-00-6	
Fluoride	ND	mg/L	0.10	0.050	1		02/17/22 19:32	16984-48-8	
Sulfate	**13.5**	mg/L	1.0	0.50	1		02/17/22 19:32	14808-79-8	

This report shall not be reproduced, except in full,
without the written consent of Pace Analytical Services, LLC.

Pace Analytical Services, LLC
110 Technology Parkway
Peachtree Corners, GA 30092
(770)734-4200

ANALYTICAL RESULTS

Project: BOWEN AP-Revised Report
Pace Project No.: 92587881

Sample: BGWA-47D **Lab ID: 92587881002** Collected: 02/09/22 12:10 Received: 02/11/22 09:30 Matrix: Water

Parameters	Results	Units	Report Limit	MDL	DF	Prepared	Analyzed	CAS No.	Qual
Field Data	Analytical Method: Pace Analytical Services - Charlotte								
Performed by	**CUSTOMER**				1		02/11/22 16:31		
pH	**6.86**	Std. Units			1		02/11/22 16:31		
6010D ATL ICP	Analytical Method: EPA 6010D Preparation Method: EPA 3010A Pace Analytical Services - Peachtree Corners, GA								
Calcium	**112**	mg/L	1.0	0.12	1	02/25/22 10:43	03/01/22 01:28	7440-70-2	
6020 MET ICPMS	Analytical Method: EPA 6020B Preparation Method: EPA 3005A Pace Analytical Services - Peachtree Corners, GA								
Antimony	ND	mg/L	0.0030	0.00078	1	02/25/22 10:38	02/25/22 21:31	7440-36-0	
Arsenic	ND	mg/L	0.0050	0.0011	1	02/25/22 10:38	02/25/22 21:31	7440-38-2	
Barium	**0.057**	mg/L	0.0050	0.00067	1	02/25/22 10:38	02/25/22 21:31	7440-39-3	
Beryllium	ND	mg/L	0.00050	0.000054	1	02/25/22 10:38	02/25/22 21:31	7440-41-7	
Boron	**0.017J**	mg/L	0.040	0.0086	1	02/25/22 10:38	02/28/22 17:30	7440-42-8	
Cadmium	ND	mg/L	0.00050	0.00011	1	02/25/22 10:38	02/25/22 21:31	7440-43-9	
Chromium	ND	mg/L	0.0050	0.0011	1	02/25/22 10:38	02/25/22 21:31	7440-47-3	
Cobalt	ND	mg/L	0.0050	0.00039	1	02/25/22 10:38	02/25/22 21:31	7440-48-4	
Lead	ND	mg/L	0.0010	0.00089	1	02/25/22 10:38	02/25/22 21:31	7439-92-1	
Lithium	**0.00083J**	mg/L	0.030	0.00073	1	02/25/22 10:38	02/25/22 21:31	7439-93-2	
Molybdenum	ND	mg/L	0.010	0.00074	1	02/25/22 10:38	02/25/22 21:31	7439-98-7	
Selenium	**0.0021J**	mg/L	0.0050	0.0014	1	02/25/22 10:38	02/25/22 21:31	7782-49-2	
Thallium	ND	mg/L	0.0010	0.00018	1	02/25/22 10:38	02/25/22 21:31	7440-28-0	
7470 Mercury	Analytical Method: EPA 7470A Preparation Method: EPA 7470A Pace Analytical Services - Peachtree Corners, GA								
Mercury	ND	mg/L	0.00020	0.00013	1	03/02/22 11:00	03/02/22 15:07	7439-97-6	
2540C Total Dissolved Solids	Analytical Method: SM 2540C-2015 Pace Analytical Services - Peachtree Corners, GA								
Total Dissolved Solids	**403**	mg/L	10.0	10.0	1		02/16/22 14:16		
300.0 IC Anions 28 Days	Analytical Method: EPA 300.0 Rev 2.1 1993 Pace Analytical Services - Asheville								
Chloride	**5.4**	mg/L	1.0	0.60	1		02/17/22 19:46	16887-00-6	
Fluoride	ND	mg/L	0.10	0.050	1		02/17/22 19:46	16984-48-8	
Sulfate	**72.7**	mg/L	1.0	0.50	1		02/17/22 19:46	14808-79-8	

This report shall not be reproduced, except in full,
without the written consent of Pace Analytical Services, LLC.

Pace Analytical Services, LLC
110 Technology Parkway
Peachtree Corners, GA 30092
(770)734-4200

ANALYTICAL RESULTS

Project: BOWEN AP-Revised Report
Pace Project No.: 92587881

Sample: BGWA-48D **Lab ID: 92587881003** Collected: 02/09/22 10:53 Received: 02/11/22 09:30 Matrix: Water

Parameters	Results	Units	Report Limit	MDL	DF	Prepared	Analyzed	CAS No.	Qual
Field Data	Analytical Method: Pace Analytical Services - Charlotte								
Performed by	**CUSTOMER**				1		02/11/22 16:31		
pH	**7.16**	Std. Units			1		02/11/22 16:31		
6010D ATL ICP	Analytical Method: EPA 6010D Preparation Method: EPA 3010A Pace Analytical Services - Peachtree Corners, GA								
Calcium	**46.3**	mg/L	1.0	0.12	1	02/25/22 10:43	03/01/22 01:32	7440-70-2	
6020 MET ICPMS	Analytical Method: EPA 6020B Preparation Method: EPA 3005A Pace Analytical Services - Peachtree Corners, GA								
Antimony	**0.0018J**	mg/L	0.0030	0.00078	1	02/25/22 10:38	02/25/22 21:49	7440-36-0	
Arsenic	**0.0057**	mg/L	0.0050	0.0011	1	02/25/22 10:38	02/25/22 21:49	7440-38-2	
Barium	**0.054**	mg/L	0.0050	0.00067	1	02/25/22 10:38	02/25/22 21:49	7440-39-3	
Beryllium	ND	mg/L	0.00050	0.000054	1	02/25/22 10:38	02/25/22 21:49	7440-41-7	
Boron	**0.038J**	mg/L	0.040	0.0086	1	02/25/22 10:38	02/25/22 21:49	7440-42-8	
Cadmium	ND	mg/L	0.00050	0.00011	1	02/25/22 10:38	02/25/22 21:49	7440-43-9	
Chromium	ND	mg/L	0.0050	0.0011	1	02/25/22 10:38	02/25/22 21:49	7440-47-3	
Cobalt	ND	mg/L	0.0050	0.00039	1	02/25/22 10:38	02/25/22 21:49	7440-48-4	
Lead	ND	mg/L	0.0010	0.00089	1	02/25/22 10:38	02/25/22 21:49	7439-92-1	
Lithium	ND	mg/L	0.030	0.00073	1	02/25/22 10:38	02/25/22 21:49	7439-93-2	
Molybdenum	**0.00093J**	mg/L	0.010	0.00074	1	02/25/22 10:38	02/25/22 21:49	7439-98-7	
Selenium	ND	mg/L	0.0050	0.0014	1	02/25/22 10:38	02/25/22 21:49	7782-49-2	
Thallium	ND	mg/L	0.0010	0.00018	1	02/25/22 10:38	02/25/22 21:49	7440-28-0	
7470 Mercury	Analytical Method: EPA 7470A Preparation Method: EPA 7470A Pace Analytical Services - Peachtree Corners, GA								
Mercury	ND	mg/L	0.00020	0.00013	1	03/02/22 11:00	03/02/22 15:09	7439-97-6	
2540C Total Dissolved Solids	Analytical Method: SM 2540C-2015 Pace Analytical Services - Peachtree Corners, GA								
Total Dissolved Solids	**290**	mg/L	10.0	10.0	1		02/16/22 14:17		
300.0 IC Anions 28 Days	Analytical Method: EPA 300.0 Rev 2.1 1993 Pace Analytical Services - Asheville								
Chloride	**8.9**	mg/L	1.0	0.60	1		02/17/22 19:59	16887-00-6	
Fluoride	**0.065J**	mg/L	0.10	0.050	1		02/17/22 19:59	16984-48-8	
Sulfate	**19.1**	mg/L	1.0	0.50	1		02/17/22 19:59	14808-79-8	

This report shall not be reproduced, except in full,
without the written consent of Pace Analytical Services, LLC.

Pace Analytical Services, LLC
110 Technology Parkway
Peachtree Corners, GA 30092
(770)734-4200

ANALYTICAL RESULTS

Project: BOWEN AP-Revised Report
Pace Project No.: 92587881

Sample: BGWC-14A **Lab ID: 92587881004** Collected: 02/09/22 15:21 Received: 02/11/22 09:30 Matrix: Water

Parameters	Results	Units	Report Limit	MDL	DF	Prepared	Analyzed	CAS No.	Qual
Field Data	Analytical Method: Pace Analytical Services - Charlotte								
Performed by	**CUSTOMER**				1		02/11/22 16:31		
pH	**7.01**	Std. Units			1		02/11/22 16:31		
6010D ATL ICP	Analytical Method: EPA 6010D Preparation Method: EPA 3010A Pace Analytical Services - Peachtree Corners, GA								
Calcium	**97.5**	mg/L	1.0	0.12	1	02/25/22 10:43	03/01/22 01:47	7440-70-2	
6020 MET ICPMS	Analytical Method: EPA 6020B Preparation Method: EPA 3005A Pace Analytical Services - Peachtree Corners, GA								
Antimony	ND	mg/L	0.0030	0.00078	1	02/25/22 10:38	02/25/22 21:55	7440-36-0	
Arsenic	ND	mg/L	0.0050	0.0011	1	02/25/22 10:38	02/25/22 21:55	7440-38-2	
Barium	**0.022**	mg/L	0.0050	0.00067	1	02/25/22 10:38	02/25/22 21:55	7440-39-3	
Beryllium	ND	mg/L	0.00050	0.000054	1	02/25/22 10:38	02/25/22 21:55	7440-41-7	
Boron	**0.57**	mg/L	0.040	0.0086	1	02/25/22 10:38	02/28/22 17:36	7440-42-8	
Cadmium	**0.00021J**	mg/L	0.00050	0.00011	1	02/25/22 10:38	02/25/22 21:55	7440-43-9	
Chromium	ND	mg/L	0.0050	0.0011	1	02/25/22 10:38	02/25/22 21:55	7440-47-3	
Cobalt	ND	mg/L	0.0050	0.00039	1	02/25/22 10:38	02/25/22 21:55	7440-48-4	
Lead	ND	mg/L	0.0010	0.00089	1	02/25/22 10:38	02/25/22 21:55	7439-92-1	
Lithium	ND	mg/L	0.030	0.00073	1	02/25/22 10:38	02/25/22 21:55	7439-93-2	
Molybdenum	ND	mg/L	0.010	0.00074	1	02/25/22 10:38	02/25/22 21:55	7439-98-7	
Selenium	ND	mg/L	0.0050	0.0014	1	02/25/22 10:38	02/25/22 21:55	7782-49-2	
Thallium	**0.00024J**	mg/L	0.0010	0.00018	1	02/25/22 10:38	02/25/22 21:55	7440-28-0	
7470 Mercury	Analytical Method: EPA 7470A Preparation Method: EPA 7470A Pace Analytical Services - Peachtree Corners, GA								
Mercury	ND	mg/L	0.00020	0.00013	1	03/02/22 11:00	03/02/22 15:12	7439-97-6	
2540C Total Dissolved Solids	Analytical Method: SM 2540C-2015 Pace Analytical Services - Peachtree Corners, GA								
Total Dissolved Solids	**468**	mg/L	10.0	10.0	1		02/16/22 14:17		
300.0 IC Anions 28 Days	Analytical Method: EPA 300.0 Rev 2.1 1993 Pace Analytical Services - Asheville								
Chloride	**10.8**	mg/L	1.0	0.60	1		02/19/22 00:10	16887-00-6	
Fluoride	ND	mg/L	0.10	0.050	1		02/19/22 00:10	16984-48-8	
Sulfate	**130**	mg/L	3.0	1.5	3		02/19/22 17:33	14808-79-8	

This report shall not be reproduced, except in full,
without the written consent of Pace Analytical Services, LLC.

Pace Analytical Services, LLC
110 Technology Parkway
Peachtree Corners, GA 30092
(770)734-4200

ANALYTICAL RESULTS

Project: BOWEN AP-Revised Report
Pace Project No.: 92587881

Sample: BGWA-29 **Lab ID: 92587881005** Collected: 02/10/22 15:10 Received: 02/11/22 09:30 Matrix: Water

Parameters	Results	Units	Report Limit	MDL	DF	Prepared	Analyzed	CAS No.	Qual
Field Data	Analytical Method: Pace Analytical Services - Charlotte								
Performed by	**CUSTOMER**				1		02/11/22 16:32		
pH	**8.09**	Std. Units			1		02/11/22 16:32		
6010D ATL ICP	Analytical Method: EPA 6010D Preparation Method: EPA 3010A Pace Analytical Services - Peachtree Corners, GA								
Calcium	**20.3**	mg/L	1.0	0.12	1	02/25/22 10:43	03/01/22 01:52	7440-70-2	
6020 MET ICPMS	Analytical Method: EPA 6020B Preparation Method: EPA 3005A Pace Analytical Services - Peachtree Corners, GA								
Antimony	ND	mg/L	0.0030	0.00078	1	02/25/22 10:38	02/25/22 22:01	7440-36-0	
Arsenic	ND	mg/L	0.0050	0.0011	1	02/25/22 10:38	02/25/22 22:01	7440-38-2	
Barium	**0.011**	mg/L	0.0050	0.00067	1	02/25/22 10:38	02/25/22 22:01	7440-39-3	
Beryllium	ND	mg/L	0.00050	0.000054	1	02/25/22 10:38	02/25/22 22:01	7440-41-7	
Boron	**0.012J**	mg/L	0.040	0.0086	1	02/25/22 10:38	02/25/22 22:01	7440-42-8	
Cadmium	ND	mg/L	0.00050	0.00011	1	02/25/22 10:38	02/25/22 22:01	7440-43-9	
Chromium	ND	mg/L	0.0050	0.0011	1	02/25/22 10:38	02/25/22 22:01	7440-47-3	
Cobalt	ND	mg/L	0.0050	0.00039	1	02/25/22 10:38	02/25/22 22:01	7440-48-4	
Lead	ND	mg/L	0.0010	0.00089	1	02/25/22 10:38	02/25/22 22:01	7439-92-1	
Lithium	ND	mg/L	0.030	0.00073	1	02/25/22 10:38	02/25/22 22:01	7439-93-2	
Molybdenum	ND	mg/L	0.010	0.00074	1	02/25/22 10:38	02/25/22 22:01	7439-98-7	
Selenium	ND	mg/L	0.0050	0.0014	1	02/25/22 10:38	02/25/22 22:01	7782-49-2	
Thallium	ND	mg/L	0.0010	0.00018	1	02/25/22 10:38	02/25/22 22:01	7440-28-0	
7470 Mercury	Analytical Method: EPA 7470A Preparation Method: EPA 7470A Pace Analytical Services - Peachtree Corners, GA								
Mercury	ND	mg/L	0.00020	0.00013	1	03/02/22 11:00	03/02/22 15:15	7439-97-6	
2540C Total Dissolved Solids	Analytical Method: SM 2540C-2015 Pace Analytical Services - Peachtree Corners, GA								
Total Dissolved Solids	**96.0**	mg/L	10.0	10.0	1		02/17/22 16:06		
300.0 IC Anions 28 Days	Analytical Method: EPA 300.0 Rev 2.1 1993 Pace Analytical Services - Asheville								
Chloride	**1.2**	mg/L	1.0	0.60	1		02/19/22 00:25	16887-00-6	
Fluoride	ND	mg/L	0.10	0.050	1		02/19/22 00:25	16984-48-8	
Sulfate	**1.9**	mg/L	1.0	0.50	1		02/19/22 00:25	14808-79-8	

This report shall not be reproduced, except in full,
without the written consent of Pace Analytical Services, LLC.

Pace Analytical Services, LLC
110 Technology Parkway
Peachtree Corners, GA 30092
(770)734-4200

ANALYTICAL RESULTS

Project: BOWEN AP-Revised Report
Pace Project No.: 92587881

Sample: BGWC-8 **Lab ID: 92587881006** Collected: 02/10/22 12:25 Received: 02/11/22 09:30 Matrix: Water

Parameters	Results	Units	Report Limit	MDL	DF	Prepared	Analyzed	CAS No.	Qual
Field Data	Analytical Method: Pace Analytical Services - Charlotte								
Performed by	**CUSTOMER**				1		02/11/22 16:32		
pH	**7.59**	Std. Units			1		02/11/22 16:32		
6010D ATL ICP	Analytical Method: EPA 6010D Preparation Method: EPA 3010A Pace Analytical Services - Peachtree Corners, GA								
Calcium	**44.9**	mg/L	1.0	0.12	1	02/25/22 10:43	03/01/22 01:56	7440-70-2	
6020 MET ICPMS	Analytical Method: EPA 6020B Preparation Method: EPA 3005A Pace Analytical Services - Peachtree Corners, GA								
Antimony	ND	mg/L	0.0030	0.00078	1	02/25/22 10:38	02/25/22 22:07	7440-36-0	
Arsenic	ND	mg/L	0.0050	0.0011	1	02/25/22 10:38	02/25/22 22:07	7440-38-2	
Barium	**0.027**	mg/L	0.0050	0.00067	1	02/25/22 10:38	02/25/22 22:07	7440-39-3	
Beryllium	ND	mg/L	0.00050	0.000054	1	02/25/22 10:38	02/25/22 22:07	7440-41-7	
Boron	**0.051**	mg/L	0.040	0.0086	1	02/25/22 10:38	02/28/22 18:02	7440-42-8	
Cadmium	ND	mg/L	0.00050	0.00011	1	02/25/22 10:38	02/25/22 22:07	7440-43-9	
Chromium	**0.0014J**	mg/L	0.0050	0.0011	1	02/25/22 10:38	02/25/22 22:07	7440-47-3	
Cobalt	ND	mg/L	0.0050	0.00039	1	02/25/22 10:38	02/25/22 22:07	7440-48-4	
Lead	ND	mg/L	0.0010	0.00089	1	02/25/22 10:38	02/25/22 22:07	7439-92-1	
Lithium	ND	mg/L	0.030	0.00073	1	02/25/22 10:38	02/25/22 22:07	7439-93-2	
Molybdenum	**0.00081J**	mg/L	0.010	0.00074	1	02/25/22 10:38	02/25/22 22:07	7439-98-7	
Selenium	ND	mg/L	0.0050	0.0014	1	02/25/22 10:38	02/25/22 22:07	7782-49-2	
Thallium	ND	mg/L	0.0010	0.00018	1	02/25/22 10:38	02/25/22 22:07	7440-28-0	
7470 Mercury	Analytical Method: EPA 7470A Preparation Method: EPA 7470A Pace Analytical Services - Peachtree Corners, GA								
Mercury	ND	mg/L	0.00020	0.00013	1	03/02/22 11:00	03/02/22 15:22	7439-97-6	
2540C Total Dissolved Solids	Analytical Method: SM 2540C-2015 Pace Analytical Services - Peachtree Corners, GA								
Total Dissolved Solids	**259**	mg/L	10.0	10.0	1		02/17/22 16:06		
300.0 IC Anions 28 Days	Analytical Method: EPA 300.0 Rev 2.1 1993 Pace Analytical Services - Asheville								
Chloride	**1.6**	mg/L	1.0	0.60	1		02/19/22 00:40	16887-00-6	
Fluoride	ND	mg/L	0.10	0.050	1		02/19/22 00:40	16984-48-8	
Sulfate	**27.2**	mg/L	1.0	0.50	1		02/19/22 00:40	14808-79-8	

This report shall not be reproduced, except in full,
without the written consent of Pace Analytical Services, LLC.

Pace Analytical Services, LLC
110 Technology Parkway
Peachtree Corners, GA 30092
(770)734-4200

ANALYTICAL RESULTS

Project: BOWEN AP-Revised Report
Pace Project No.: 92587881

Sample: BGWC-9 **Lab ID: 92587881007** Collected: 02/10/22 13:50 Received: 02/11/22 09:30 Matrix: Water

Parameters	Results	Units	Report Limit	MDL	DF	Prepared	Analyzed	CAS No.	Qual
Field Data	Analytical Method: Pace Analytical Services - Charlotte								
Performed by	**CUSTOMER**				1		02/11/22 16:32		
pH	**7.28**	Std. Units			1		02/11/22 16:32		
6010D ATL ICP	Analytical Method: EPA 6010D Preparation Method: EPA 3010A Pace Analytical Services - Peachtree Corners, GA								
Calcium	**65.6**	mg/L	1.0	0.12	1	02/25/22 10:43	03/01/22 02:01	7440-70-2	
6020 MET ICPMS	Analytical Method: EPA 6020B Preparation Method: EPA 3005A Pace Analytical Services - Peachtree Corners, GA								
Antimony	ND	mg/L	0.0030	0.00078	1	02/25/22 10:38	02/25/22 22:13	7440-36-0	
Arsenic	**0.0018J**	mg/L	0.0050	0.0011	1	02/25/22 10:38	02/25/22 22:13	7440-38-2	
Barium	**0.026**	mg/L	0.0050	0.00067	1	02/25/22 10:38	02/25/22 22:13	7440-39-3	
Beryllium	ND	mg/L	0.00050	0.000054	1	02/25/22 10:38	02/25/22 22:13	7440-41-7	
Boron	**0.46**	mg/L	0.040	0.0086	1	02/25/22 10:38	02/28/22 18:08	7440-42-8	
Cadmium	ND	mg/L	0.00050	0.00011	1	02/25/22 10:38	02/25/22 22:13	7440-43-9	
Chromium	ND	mg/L	0.0050	0.0011	1	02/25/22 10:38	02/25/22 22:13	7440-47-3	
Cobalt	ND	mg/L	0.0050	0.00039	1	02/25/22 10:38	02/25/22 22:13	7440-48-4	
Lead	ND	mg/L	0.0010	0.00089	1	02/25/22 10:38	02/25/22 22:13	7439-92-1	
Lithium	**0.0016J**	mg/L	0.030	0.00073	1	02/25/22 10:38	02/25/22 22:13	7439-93-2	
Molybdenum	**0.0026J**	mg/L	0.010	0.00074	1	02/25/22 10:38	02/25/22 22:13	7439-98-7	
Selenium	ND	mg/L	0.0050	0.0014	1	02/25/22 10:38	02/25/22 22:13	7782-49-2	
Thallium	ND	mg/L	0.0010	0.00018	1	02/25/22 10:38	02/25/22 22:13	7440-28-0	
7470 Mercury	Analytical Method: EPA 7470A Preparation Method: EPA 7470A Pace Analytical Services - Peachtree Corners, GA								
Mercury	ND	mg/L	0.00020	0.00013	1	03/02/22 11:00	03/02/22 15:25	7439-97-6	
2540C Total Dissolved Solids	Analytical Method: SM 2540C-2015 Pace Analytical Services - Peachtree Corners, GA								
Total Dissolved Solids	**304**	mg/L	10.0	10.0	1		02/17/22 16:06		
300.0 IC Anions 28 Days	Analytical Method: EPA 300.0 Rev 2.1 1993 Pace Analytical Services - Asheville								
Chloride	**8.9**	mg/L	1.0	0.60	1		02/19/22 00:55	16887-00-6	
Fluoride	**0.071J**	mg/L	0.10	0.050	1		02/19/22 00:55	16984-48-8	
Sulfate	**70.0**	mg/L	1.0	0.50	1		02/19/22 00:55	14808-79-8	M1

This report shall not be reproduced, except in full,
without the written consent of Pace Analytical Services, LLC.

Pace Analytical Services, LLC
110 Technology Parkway
Peachtree Corners, GA 30092
(770)734-4200

ANALYTICAL RESULTS

Project: BOWEN AP-Revised Report
Pace Project No.: 92587881

Sample: BGWA-6 **Lab ID: 92587881008** Collected: 02/09/22 12:00 Received: 02/11/22 09:30 Matrix: Water

Parameters	Results	Units	Report Limit	MDL	DF	Prepared	Analyzed	CAS No.	Qual
Field Data	Analytical Method: Pace Analytical Services - Charlotte								
Performed by	**CUSTOMER**				1		02/11/22 16:33		
pH	**7.16**	Std. Units			1		02/11/22 16:33		
6010D ATL ICP	Analytical Method: EPA 6010D Preparation Method: EPA 3010A Pace Analytical Services - Peachtree Corners, GA								
Calcium	**65.7**	mg/L	1.0	0.12	1	02/25/22 10:43	03/01/22 02:06	7440-70-2	
6020 MET ICPMS	Analytical Method: EPA 6020B Preparation Method: EPA 3005A Pace Analytical Services - Peachtree Corners, GA								
Antimony	ND	mg/L	0.0030	0.00078	1	02/25/22 10:38	02/25/22 22:19	7440-36-0	
Arsenic	ND	mg/L	0.0050	0.0011	1	02/25/22 10:38	02/25/22 22:19	7440-38-2	
Barium	**0.043**	mg/L	0.0050	0.00067	1	02/25/22 10:38	02/25/22 22:19	7440-39-3	
Beryllium	ND	mg/L	0.00050	0.000054	1	02/25/22 10:38	02/25/22 22:19	7440-41-7	
Boron	**0.019J**	mg/L	0.040	0.0086	1	02/25/22 10:38	02/25/22 22:19	7440-42-8	
Cadmium	ND	mg/L	0.00050	0.00011	1	02/25/22 10:38	02/25/22 22:19	7440-43-9	
Chromium	ND	mg/L	0.0050	0.0011	1	02/25/22 10:38	02/25/22 22:19	7440-47-3	
Cobalt	**0.00050J**	mg/L	0.0050	0.00039	1	02/25/22 10:38	02/25/22 22:19	7440-48-4	
Lead	ND	mg/L	0.0010	0.00089	1	02/25/22 10:38	02/25/22 22:19	7439-92-1	
Lithium	ND	mg/L	0.030	0.00073	1	02/25/22 10:38	02/25/22 22:19	7439-93-2	
Molybdenum	ND	mg/L	0.010	0.00074	1	02/25/22 10:38	02/25/22 22:19	7439-98-7	
Selenium	ND	mg/L	0.0050	0.0014	1	02/25/22 10:38	02/25/22 22:19	7782-49-2	
Thallium	ND	mg/L	0.0010	0.00018	1	02/25/22 10:38	02/25/22 22:19	7440-28-0	
7470 Mercury	Analytical Method: EPA 7470A Preparation Method: EPA 7470A Pace Analytical Services - Peachtree Corners, GA								
Mercury	ND	mg/L	0.00020	0.00013	1	03/02/22 11:00	03/02/22 15:28	7439-97-6	
2540C Total Dissolved Solids	Analytical Method: SM 2540C-2015 Pace Analytical Services - Peachtree Corners, GA								
Total Dissolved Solids	**304**	mg/L	10.0	10.0	1		02/16/22 14:17		
300.0 IC Anions 28 Days	Analytical Method: EPA 300.0 Rev 2.1 1993 Pace Analytical Services - Asheville								
Chloride	**10.1**	mg/L	1.0	0.60	1		02/19/22 01:41	16887-00-6	
Fluoride	ND	mg/L	0.10	0.050	1		02/19/22 01:41	16984-48-8	
Sulfate	**16.7**	mg/L	1.0	0.50	1		02/19/22 01:41	14808-79-8	

This report shall not be reproduced, except in full,
without the written consent of Pace Analytical Services, LLC.

Pace Analytical Services, LLC
110 Technology Parkway
Peachtree Corners, GA 30092
(770)734-4200

ANALYTICAL RESULTS

Project: BOWEN AP-Revised Report
Pace Project No.: 92587881

Sample: BGWC-44D **Lab ID: 92587881009** Collected: 02/09/22 14:10 Received: 02/11/22 09:30 Matrix: Water

Parameters	Results	Units	Report Limit	MDL	DF	Prepared	Analyzed	CAS No.	Qual
Field Data	Analytical Method: Pace Analytical Services - Charlotte								
Performed by	**CUSTOMER**				1		02/11/22 16:33		
pH	**7.61**	Std. Units			1		02/11/22 16:33		
6010D ATL ICP	Analytical Method: EPA 6010D Preparation Method: EPA 3010A Pace Analytical Services - Peachtree Corners, GA								
Calcium	**49.1**	mg/L	1.0	0.12	1	03/01/22 07:19	03/02/22 15:54	7440-70-2	M1
6020 MET ICPMS	Analytical Method: EPA 6020B Preparation Method: EPA 3005A Pace Analytical Services - Peachtree Corners, GA								
Antimony	ND	mg/L	0.0030	0.00078	1	02/25/22 10:38	02/25/22 22:25	7440-36-0	
Arsenic	**0.0062**	mg/L	0.0050	0.0011	1	02/25/22 10:38	02/25/22 22:25	7440-38-2	
Barium	**0.023**	mg/L	0.0050	0.00067	1	02/25/22 10:38	02/25/22 22:25	7440-39-3	
Beryllium	ND	mg/L	0.00050	0.000054	1	02/25/22 10:38	02/25/22 22:25	7440-41-7	
Boron	**0.033J**	mg/L	0.040	0.0086	1	02/25/22 10:38	02/25/22 22:25	7440-42-8	
Cadmium	ND	mg/L	0.00050	0.00011	1	02/25/22 10:38	02/25/22 22:25	7440-43-9	
Chromium	ND	mg/L	0.0050	0.0011	1	02/25/22 10:38	02/25/22 22:25	7440-47-3	
Cobalt	ND	mg/L	0.0050	0.00039	1	02/25/22 10:38	02/25/22 22:25	7440-48-4	
Lead	ND	mg/L	0.0010	0.00089	1	02/25/22 10:38	02/25/22 22:25	7439-92-1	
Lithium	**0.0036J**	mg/L	0.030	0.00073	1	02/25/22 10:38	02/25/22 22:25	7439-93-2	
Molybdenum	**0.0011J**	mg/L	0.010	0.00074	1	02/25/22 10:38	02/25/22 22:25	7439-98-7	
Selenium	ND	mg/L	0.0050	0.0014	1	02/25/22 10:38	02/25/22 22:25	7782-49-2	
Thallium	ND	mg/L	0.0010	0.00018	1	02/25/22 10:38	02/25/22 22:25	7440-28-0	
7470 Mercury	Analytical Method: EPA 7470A Preparation Method: EPA 7470A Pace Analytical Services - Peachtree Corners, GA								
Mercury	ND	mg/L	0.00020	0.00013	1	03/02/22 11:00	03/02/22 15:30	7439-97-6	
2540C Total Dissolved Solids	Analytical Method: SM 2540C-2015 Pace Analytical Services - Peachtree Corners, GA								
Total Dissolved Solids	**347**	mg/L	10.0	10.0	1		02/16/22 14:17		
300.0 IC Anions 28 Days	Analytical Method: EPA 300.0 Rev 2.1 1993 Pace Analytical Services - Asheville								
Chloride	**17.0**	mg/L	1.0	0.60	1		02/19/22 01:56	16887-00-6	
Fluoride	**0.11**	mg/L	0.10	0.050	1		02/19/22 01:56	16984-48-8	
Sulfate	**48.4**	mg/L	1.0	0.50	1		02/19/22 01:56	14808-79-8	

This report shall not be reproduced, except in full,
without the written consent of Pace Analytical Services, LLC.

Pace Analytical Services, LLC
110 Technology Parkway
Peachtree Corners, GA 30092
(770)734-4200

ANALYTICAL RESULTS

Project: BOWEN AP-Revised Report
Pace Project No.: 92587881

Sample: BGWC-50D **Lab ID: 92587881010** Collected: 02/09/22 16:45 Received: 02/11/22 09:30 Matrix: Water

Parameters	Results	Units	Report Limit	MDL	DF	Prepared	Analyzed	CAS No.	Qual
Field Data	Analytical Method: Pace Analytical Services - Charlotte								
Performed by	**CUSTOMER**				1		02/11/22 16:33		
pH	**7.60**	Std. Units			1		02/11/22 16:33		
6010D ATL ICP	Analytical Method: EPA 6010D Preparation Method: EPA 3010A Pace Analytical Services - Peachtree Corners, GA								
Calcium	**60.3**	mg/L	1.0	0.12	1	03/01/22 07:19	03/02/22 17:31	7440-70-2	
6020 MET ICPMS	Analytical Method: EPA 6020B Preparation Method: EPA 3005A Pace Analytical Services - Peachtree Corners, GA								
Antimony	ND	mg/L	0.0030	0.00078	1	02/25/22 10:38	02/25/22 22:31	7440-36-0	
Arsenic	**0.0023J**	mg/L	0.0050	0.0011	1	02/25/22 10:38	02/25/22 22:31	7440-38-2	
Barium	**0.049**	mg/L	0.0050	0.00067	1	02/25/22 10:38	02/25/22 22:31	7440-39-3	
Beryllium	ND	mg/L	0.00050	0.000054	1	02/25/22 10:38	02/25/22 22:31	7440-41-7	
Boron	**0.034J**	mg/L	0.040	0.0086	1	02/25/22 10:38	02/28/22 18:14	7440-42-8	
Cadmium	ND	mg/L	0.00050	0.00011	1	02/25/22 10:38	02/25/22 22:31	7440-43-9	
Chromium	ND	mg/L	0.0050	0.0011	1	02/25/22 10:38	02/25/22 22:31	7440-47-3	
Cobalt	**0.00079J**	mg/L	0.0050	0.00039	1	02/25/22 10:38	02/25/22 22:31	7440-48-4	
Lead	ND	mg/L	0.0010	0.00089	1	02/25/22 10:38	02/25/22 22:31	7439-92-1	
Lithium	ND	mg/L	0.030	0.00073	1	02/25/22 10:38	02/25/22 22:31	7439-93-2	
Molybdenum	**0.0032J**	mg/L	0.010	0.00074	1	02/25/22 10:38	02/25/22 22:31	7439-98-7	
Selenium	ND	mg/L	0.0050	0.0014	1	02/25/22 10:38	02/25/22 22:31	7782-49-2	
Thallium	ND	mg/L	0.0010	0.00018	1	02/25/22 10:38	02/25/22 22:31	7440-28-0	
7470 Mercury	Analytical Method: EPA 7470A Preparation Method: EPA 7470A Pace Analytical Services - Peachtree Corners, GA								
Mercury	ND	mg/L	0.00020	0.00013	1	03/02/22 11:00	03/02/22 15:33	7439-97-6	
2540C Total Dissolved Solids	Analytical Method: SM 2540C-2015 Pace Analytical Services - Peachtree Corners, GA								
Total Dissolved Solids	**377**	mg/L	10.0	10.0	1		02/16/22 14:17		
300.0 IC Anions 28 Days	Analytical Method: EPA 300.0 Rev 2.1 1993 Pace Analytical Services - Asheville								
Chloride	**15.3**	mg/L	1.0	0.60	1		02/19/22 02:42	16887-00-6	
Fluoride	**0.080J**	mg/L	0.10	0.050	1		02/19/22 02:42	16984-48-8	
Sulfate	**79.4**	mg/L	1.0	0.50	1		02/19/22 02:42	14808-79-8	

This report shall not be reproduced, except in full,
without the written consent of Pace Analytical Services, LLC.

Pace Analytical Services, LLC
110 Technology Parkway
Peachtree Corners, GA 30092
(770)734-4200

ANALYTICAL RESULTS

Project: BOWEN AP-Revised Report
Pace Project No.: 92587881

Sample: DUP-1 **Lab ID: 92587881011** Collected: 02/09/22 00:00 Received: 02/11/22 09:30 Matrix: Water

Parameters	Results	Units	Report Limit	MDL	DF	Prepared	Analyzed	CAS No.	Qual
6010D ATL ICP	Analytical Method: EPA 6010D Preparation Method: EPA 3010A Pace Analytical Services - Peachtree Corners, GA								
Calcium	**108**	mg/L	1.0	0.12	1	03/01/22 07:19	03/02/22 17:36	7440-70-2	
6020 MET ICPMS	Analytical Method: EPA 6020B Preparation Method: EPA 3005A Pace Analytical Services - Peachtree Corners, GA								
Antimony	ND	mg/L	0.0030	0.00078	1	03/01/22 07:19	03/01/22 17:41	7440-36-0	
Arsenic	ND	mg/L	0.0050	0.0011	1	03/01/22 07:19	03/01/22 17:41	7440-38-2	
Barium	**0.058**	mg/L	0.0050	0.00067	1	03/01/22 07:19	03/01/22 17:41	7440-39-3	
Beryllium	ND	mg/L	0.00050	0.000054	1	03/01/22 07:19	03/01/22 17:41	7440-41-7	
Boron	**0.024J**	mg/L	0.040	0.0086	1	03/01/22 07:19	03/01/22 17:41	7440-42-8	
Cadmium	ND	mg/L	0.00050	0.00011	1	03/01/22 07:19	03/01/22 17:41	7440-43-9	
Chromium	ND	mg/L	0.0050	0.0011	1	03/01/22 07:19	03/01/22 17:41	7440-47-3	
Cobalt	ND	mg/L	0.0050	0.00039	1	03/01/22 07:19	03/01/22 17:41	7440-48-4	
Lead	ND	mg/L	0.0010	0.00089	1	03/01/22 07:19	03/01/22 17:41	7439-92-1	
Lithium	ND	mg/L	0.030	0.00073	1	03/01/22 07:19	03/01/22 17:41	7439-93-2	
Molybdenum	ND	mg/L	0.010	0.00074	1	03/01/22 07:19	03/01/22 17:41	7439-98-7	
Selenium	**0.0018J**	mg/L	0.0050	0.0014	1	03/01/22 07:19	03/01/22 17:41	7782-49-2	
Thallium	ND	mg/L	0.0010	0.00018	1	03/01/22 07:19	03/01/22 17:41	7440-28-0	
7470 Mercury	Analytical Method: EPA 7470A Preparation Method: EPA 7470A Pace Analytical Services - Peachtree Corners, GA								
Mercury	ND	mg/L	0.00020	0.00013	1	03/02/22 11:00	03/02/22 15:36	7439-97-6	
2540C Total Dissolved Solids	Analytical Method: SM 2540C-2015 Pace Analytical Services - Peachtree Corners, GA								
Total Dissolved Solids	**407**	mg/L	10.0	10.0	1		02/16/22 14:17		
300.0 IC Anions 28 Days	Analytical Method: EPA 300.0 Rev 2.1 1993 Pace Analytical Services - Asheville								
Chloride	**5.1**	mg/L	1.0	0.60	1		02/19/22 02:58	16887-00-6	
Fluoride	ND	mg/L	0.10	0.050	1		02/19/22 02:58	16984-48-8	
Sulfate	**68.6**	mg/L	1.0	0.50	1		02/19/22 02:58	14808-79-8	

This report shall not be reproduced, except in full,
without the written consent of Pace Analytical Services, LLC.

Pace Analytical Services, LLC
110 Technology Parkway
Peachtree Corners, GA 30092
(770)734-4200

ANALYTICAL RESULTS

Project: BOWEN AP-Revised Report
Pace Project No.: 92587881

Sample: FB-1 **Lab ID: 92587881012** Collected: 02/09/22 16:15 Received: 02/11/22 09:30 Matrix: Water

Parameters	Results	Units	Report Limit	MDL	DF	Prepared	Analyzed	CAS No.	Qual
6010D ATL ICP	Analytical Method: EPA 6010D Preparation Method: EPA 3010A Pace Analytical Services - Peachtree Corners, GA								
Calcium	ND	mg/L	1.0	0.12	1	03/01/22 07:19	03/02/22 17:41	7440-70-2	
6020 MET ICPMS	Analytical Method: EPA 6020B Preparation Method: EPA 3005A Pace Analytical Services - Peachtree Corners, GA								
Antimony	ND	mg/L	0.0030	0.00078	1	03/01/22 07:19	03/01/22 17:47	7440-36-0	
Arsenic	ND	mg/L	0.0050	0.0011	1	03/01/22 07:19	03/01/22 17:47	7440-38-2	
Barium	ND	mg/L	0.0050	0.00067	1	03/01/22 07:19	03/01/22 17:47	7440-39-3	
Beryllium	ND	mg/L	0.00050	0.000054	1	03/01/22 07:19	03/01/22 17:47	7440-41-7	
Boron	ND	mg/L	0.040	0.0086	1	03/01/22 07:19	03/01/22 17:47	7440-42-8	
Cadmium	ND	mg/L	0.00050	0.00011	1	03/01/22 07:19	03/01/22 17:47	7440-43-9	
Chromium	ND	mg/L	0.0050	0.0011	1	03/01/22 07:19	03/01/22 17:47	7440-47-3	
Cobalt	ND	mg/L	0.0050	0.00039	1	03/01/22 07:19	03/01/22 17:47	7440-48-4	
Lead	ND	mg/L	0.0010	0.00089	1	03/01/22 07:19	03/01/22 17:47	7439-92-1	
Lithium	ND	mg/L	0.030	0.00073	1	03/01/22 07:19	03/01/22 17:47	7439-93-2	
Molybdenum	ND	mg/L	0.010	0.00074	1	03/01/22 07:19	03/01/22 17:47	7439-98-7	
Selenium	ND	mg/L	0.0050	0.0014	1	03/01/22 07:19	03/01/22 17:47	7782-49-2	
Thallium	ND	mg/L	0.0010	0.00018	1	03/01/22 07:19	03/01/22 17:47	7440-28-0	
7470 Mercury	Analytical Method: EPA 7470A Preparation Method: EPA 7470A Pace Analytical Services - Peachtree Corners, GA								
Mercury	ND	mg/L	0.00020	0.00013	1	03/02/22 11:00	03/02/22 15:38	7439-97-6	
2540C Total Dissolved Solids	Analytical Method: SM 2540C-2015 Pace Analytical Services - Peachtree Corners, GA								
Total Dissolved Solids	ND	mg/L	10.0	10.0	1		02/16/22 14:17		
300.0 IC Anions 28 Days	Analytical Method: EPA 300.0 Rev 2.1 1993 Pace Analytical Services - Asheville								
Chloride	ND	mg/L	1.0	0.60	1		02/19/22 03:13	16887-00-6	
Fluoride	ND	mg/L	0.10	0.050	1		02/19/22 03:13	16984-48-8	
Sulfate	ND	mg/L	1.0	0.50	1		02/19/22 03:13	14808-79-8	

This report shall not be reproduced, except in full,
without the written consent of Pace Analytical Services, LLC.

Pace Analytical Services, LLC
110 Technology Parkway
Peachtree Corners, GA 30092
(770)734-4200

ANALYTICAL RESULTS

Project: BOWEN AP-Revised Report
Pace Project No.: 92587881

Sample: FB-2 **Lab ID: 92587881013** Collected: 02/10/22 14:50 Received: 02/11/22 09:30 Matrix: Water

Parameters	Results	Units	Report Limit	MDL	DF	Prepared	Analyzed	CAS No.	Qual
6010D ATL ICP	Analytical Method: EPA 6010D Preparation Method: EPA 3010A Pace Analytical Services - Peachtree Corners, GA								
Calcium	ND	mg/L	1.0	0.12	1	03/01/22 07:19	03/02/22 17:46	7440-70-2	
6020 MET ICPMS	Analytical Method: EPA 6020B Preparation Method: EPA 3005A Pace Analytical Services - Peachtree Corners, GA								
Antimony	ND	mg/L	0.0030	0.00078	1	03/01/22 07:19	03/01/22 17:53	7440-36-0	
Arsenic	ND	mg/L	0.0050	0.0011	1	03/01/22 07:19	03/01/22 17:53	7440-38-2	
Barium	ND	mg/L	0.0050	0.00067	1	03/01/22 07:19	03/01/22 17:53	7440-39-3	
Beryllium	ND	mg/L	0.00050	0.000054	1	03/01/22 07:19	03/01/22 17:53	7440-41-7	
Boron	ND	mg/L	0.040	0.0086	1	03/01/22 07:19	03/01/22 17:53	7440-42-8	
Cadmium	ND	mg/L	0.00050	0.00011	1	03/01/22 07:19	03/01/22 17:53	7440-43-9	
Chromium	ND	mg/L	0.0050	0.0011	1	03/01/22 07:19	03/01/22 17:53	7440-47-3	
Cobalt	ND	mg/L	0.0050	0.00039	1	03/01/22 07:19	03/01/22 17:53	7440-48-4	
Lead	ND	mg/L	0.0010	0.00089	1	03/01/22 07:19	03/01/22 17:53	7439-92-1	
Lithium	ND	mg/L	0.030	0.00073	1	03/01/22 07:19	03/01/22 17:53	7439-93-2	
Molybdenum	ND	mg/L	0.010	0.00074	1	03/01/22 07:19	03/01/22 17:53	7439-98-7	
Selenium	ND	mg/L	0.0050	0.0014	1	03/01/22 07:19	03/01/22 17:53	7782-49-2	
Thallium	ND	mg/L	0.0010	0.00018	1	03/01/22 07:19	03/01/22 17:53	7440-28-0	
7470 Mercury	Analytical Method: EPA 7470A Preparation Method: EPA 7470A Pace Analytical Services - Peachtree Corners, GA								
Mercury	ND	mg/L	0.00020	0.00013	1	03/02/22 11:00	03/02/22 15:41	7439-97-6	
2540C Total Dissolved Solids	Analytical Method: SM 2540C-2015 Pace Analytical Services - Peachtree Corners, GA								
Total Dissolved Solids	**14.0**	mg/L	10.0	10.0	1		02/17/22 16:06		
300.0 IC Anions 28 Days	Analytical Method: EPA 300.0 Rev 2.1 1993 Pace Analytical Services - Asheville								
Chloride	ND	mg/L	1.0	0.60	1		02/19/22 03:28	16887-00-6	
Fluoride	ND	mg/L	0.10	0.050	1		02/19/22 03:28	16984-48-8	
Sulfate	ND	mg/L	1.0	0.50	1		02/19/22 03:28	14808-79-8	

This report shall not be reproduced, except in full,
without the written consent of Pace Analytical Services, LLC.

Pace Analytical Services, LLC
110 Technology Parkway
Peachtree Corners, GA 30092
(770)734-4200

ANALYTICAL RESULTS

Project: BOWEN AP-Revised Report
Pace Project No.: 92587881

Sample: BGWC-7 **Lab ID: 92587881014** Collected: 02/11/22 09:37 Received: 02/15/22 08:36 Matrix: Water

Parameters	Results	Units	Report Limit	MDL	DF	Prepared	Analyzed	CAS No.	Qual
Field Data	Analytical Method: Pace Analytical Services - Charlotte								
Performed by	**CUSTOMER**				1		02/15/22 15:52		
pH	**7.05**	Std. Units			1		02/15/22 15:52		
6010D ATL ICP	Analytical Method: EPA 6010D Preparation Method: EPA 3010A Pace Analytical Services - Peachtree Corners, GA								
Calcium	**148**	mg/L	1.0	0.12	1	03/01/22 07:19	03/02/22 17:50	7440-70-2	
6020 MET ICPMS	Analytical Method: EPA 6020B Preparation Method: EPA 3005A Pace Analytical Services - Peachtree Corners, GA								
Antimony	ND	mg/L	0.0030	0.00078	1	03/01/22 07:19	03/01/22 17:59	7440-36-0	
Arsenic	**0.0022J**	mg/L	0.0050	0.0011	1	03/01/22 07:19	03/01/22 17:59	7440-38-2	B
Barium	**0.029**	mg/L	0.0050	0.00067	1	03/01/22 07:19	03/01/22 17:59	7440-39-3	
Beryllium	ND	mg/L	0.00050	0.000054	1	03/01/22 07:19	03/01/22 17:59	7440-41-7	
Boron	**1.2**	mg/L	0.040	0.0086	1	03/01/22 07:19	03/01/22 17:59	7440-42-8	
Cadmium	ND	mg/L	0.00050	0.00011	1	03/01/22 07:19	03/01/22 17:59	7440-43-9	
Chromium	ND	mg/L	0.0050	0.0011	1	03/01/22 07:19	03/01/22 17:59	7440-47-3	
Cobalt	**0.00068J**	mg/L	0.0050	0.00039	1	03/01/22 07:19	03/01/22 17:59	7440-48-4	
Lead	ND	mg/L	0.0010	0.00089	1	03/01/22 07:19	03/01/22 17:59	7439-92-1	
Lithium	**0.0074J**	mg/L	0.030	0.00073	1	03/01/22 07:19	03/01/22 17:59	7439-93-2	
Molybdenum	**0.0088J**	mg/L	0.010	0.00074	1	03/01/22 07:19	03/01/22 17:59	7439-98-7	
Selenium	ND	mg/L	0.0050	0.0014	1	03/01/22 07:19	03/01/22 17:59	7782-49-2	
Thallium	**0.00030J**	mg/L	0.0010	0.00018	1	03/01/22 07:19	03/01/22 17:59	7440-28-0	
7470 Mercury	Analytical Method: EPA 7470A Preparation Method: EPA 7470A Pace Analytical Services - Peachtree Corners, GA								
Mercury	ND	mg/L	0.00020	0.00013	1	03/02/22 11:00	03/02/22 15:43	7439-97-6	
2540C Total Dissolved Solids	Analytical Method: SM 2540C-2015 Pace Analytical Services - Peachtree Corners, GA								
Total Dissolved Solids	**618**	mg/L	20.0	20.0	1		02/18/22 17:46		
300.0 IC Anions 28 Days	Analytical Method: EPA 300.0 Rev 2.1 1993 Pace Analytical Services - Asheville								
Chloride	**8.0**	mg/L	1.0	0.60	1		02/22/22 10:41	16887-00-6	
Fluoride	**0.12**	mg/L	0.10	0.050	1		02/22/22 10:41	16984-48-8	
Sulfate	**225**	mg/L	5.0	2.5	5		02/22/22 18:32	14808-79-8	

This report shall not be reproduced, except in full,
without the written consent of Pace Analytical Services, LLC.

Pace Analytical Services, LLC
110 Technology Parkway
Peachtree Corners, GA 30092
(770)734-4200

ANALYTICAL RESULTS

Project: BOWEN AP-Revised Report
Pace Project No.: 92587881

Sample: BGWC-10 **Lab ID: 92587881015** Collected: 02/11/22 11:35 Received: 02/15/22 08:36 Matrix: Water

Parameters	Results	Units	Report Limit	MDL	DF	Prepared	Analyzed	CAS No.	Qual
Field Data	Analytical Method: Pace Analytical Services - Charlotte								
Performed by	**CUSTOMER**				1		02/15/22 15:52		
pH	**7.58**	Std. Units			1		02/15/22 15:52		
6010D ATL ICP	Analytical Method: EPA 6010D Preparation Method: EPA 3010A Pace Analytical Services - Peachtree Corners, GA								
Calcium	**66.2**	mg/L	1.0	0.12	1	03/01/22 07:19	03/02/22 17:55	7440-70-2	
6020 MET ICPMS	Analytical Method: EPA 6020B Preparation Method: EPA 3005A Pace Analytical Services - Peachtree Corners, GA								
Antimony	**0.0021J**	mg/L	0.0030	0.00078	1	03/01/22 07:19	03/01/22 18:23	7440-36-0	
Arsenic	**0.0094**	mg/L	0.0050	0.0011	1	03/01/22 07:19	03/01/22 18:23	7440-38-2	B
Barium	**0.044**	mg/L	0.0050	0.00067	1	03/01/22 07:19	03/01/22 18:23	7440-39-3	
Beryllium	ND	mg/L	0.00050	0.000054	1	03/01/22 07:19	03/01/22 18:23	7440-41-7	
Boron	**0.50**	mg/L	0.040	0.0086	1	03/01/22 07:19	03/01/22 18:23	7440-42-8	
Cadmium	ND	mg/L	0.00050	0.00011	1	03/01/22 07:19	03/01/22 18:23	7440-43-9	
Chromium	ND	mg/L	0.0050	0.0011	1	03/01/22 07:19	03/01/22 18:23	7440-47-3	
Cobalt	**0.00047J**	mg/L	0.0050	0.00039	1	03/01/22 07:19	03/01/22 18:23	7440-48-4	
Lead	ND	mg/L	0.0010	0.00089	1	03/01/22 07:19	03/01/22 18:23	7439-92-1	
Lithium	**0.00079J**	mg/L	0.030	0.00073	1	03/01/22 07:19	03/01/22 18:23	7439-93-2	
Molybdenum	**0.0030J**	mg/L	0.010	0.00074	1	03/01/22 07:19	03/01/22 18:23	7439-98-7	
Selenium	ND	mg/L	0.0050	0.0014	1	03/01/22 07:19	03/01/22 18:23	7782-49-2	
Thallium	ND	mg/L	0.0010	0.00018	1	03/01/22 07:19	03/01/22 18:23	7440-28-0	
7470 Mercury	Analytical Method: EPA 7470A Preparation Method: EPA 7470A Pace Analytical Services - Peachtree Corners, GA								
Mercury	ND	mg/L	0.00020	0.00013	1	03/02/22 11:00	03/02/22 15:46	7439-97-6	
2540C Total Dissolved Solids	Analytical Method: SM 2540C-2015 Pace Analytical Services - Peachtree Corners, GA								
Total Dissolved Solids	**360**	mg/L	10.0	10.0	1		02/18/22 17:47		
300.0 IC Anions 28 Days	Analytical Method: EPA 300.0 Rev 2.1 1993 Pace Analytical Services - Asheville								
Chloride	**28.2**	mg/L	1.0	0.60	1		02/22/22 10:54	16887-00-6	
Fluoride	ND	mg/L	0.10	0.050	1		02/22/22 10:54	16984-48-8	
Sulfate	**86.1**	mg/L	2.0	1.0	2		02/22/22 18:47	14808-79-8	

This report shall not be reproduced, except in full,
without the written consent of Pace Analytical Services, LLC.

Pace Analytical Services, LLC
110 Technology Parkway
Peachtree Corners, GA 30092
(770)734-4200

ANALYTICAL RESULTS

Project: BOWEN AP-Revised Report
Pace Project No.: 92587881

Sample: BGWC-12 **Lab ID: 92587881016** Collected: 02/11/22 12:53 Received: 02/15/22 08:36 Matrix: Water

Parameters	Results	Units	Report Limit	MDL	DF	Prepared	Analyzed	CAS No.	Qual
Field Data	Analytical Method: Pace Analytical Services - Charlotte								
Performed by	**CUSTOMER**				1		02/15/22 15:52		
pH	**7.18**	Std. Units			1		02/15/22 15:52		
6010D ATL ICP	Analytical Method: EPA 6010D Preparation Method: EPA 3010A Pace Analytical Services - Peachtree Corners, GA								
Calcium	**164**	mg/L	1.0	0.12	1	03/01/22 07:19	03/02/22 18:00	7440-70-2	
6020 MET ICPMS	Analytical Method: EPA 6020B Preparation Method: EPA 3005A Pace Analytical Services - Peachtree Corners, GA								
Antimony	ND	mg/L	0.0030	0.00078	1	03/01/22 07:19	03/01/22 18:41	7440-36-0	
Arsenic	ND	mg/L	0.0050	0.0011	1	03/01/22 07:19	03/01/22 18:41	7440-38-2	B
Barium	**0.043**	mg/L	0.0050	0.00067	1	03/01/22 07:19	03/01/22 18:41	7440-39-3	
Beryllium	ND	mg/L	0.00050	0.000054	1	03/01/22 07:19	03/01/22 18:41	7440-41-7	
Boron	**1.2**	mg/L	0.040	0.0086	1	03/01/22 07:19	03/02/22 10:36	7440-42-8	
Cadmium	ND	mg/L	0.00050	0.00011	1	03/01/22 07:19	03/01/22 18:41	7440-43-9	
Chromium	ND	mg/L	0.0050	0.0011	1	03/01/22 07:19	03/01/22 18:41	7440-47-3	
Cobalt	**0.00057J**	mg/L	0.0050	0.00039	1	03/01/22 07:19	03/01/22 18:41	7440-48-4	
Lead	ND	mg/L	0.0010	0.00089	1	03/01/22 07:19	03/01/22 18:41	7439-92-1	
Lithium	**0.0011J**	mg/L	0.030	0.00073	1	03/01/22 07:19	03/01/22 18:41	7439-93-2	
Molybdenum	ND	mg/L	0.010	0.00074	1	03/01/22 07:19	03/01/22 18:41	7439-98-7	
Selenium	ND	mg/L	0.0050	0.0014	1	03/01/22 07:19	03/01/22 18:41	7782-49-2	
Thallium	ND	mg/L	0.0010	0.00018	1	03/01/22 07:19	03/01/22 18:41	7440-28-0	
7470 Mercury	Analytical Method: EPA 7470A Preparation Method: EPA 7470A Pace Analytical Services - Peachtree Corners, GA								
Mercury	ND	mg/L	0.00020	0.00013	1	03/02/22 11:00	03/02/22 15:54	7439-97-6	
2540C Total Dissolved Solids	Analytical Method: SM 2540C-2015 Pace Analytical Services - Peachtree Corners, GA								
Total Dissolved Solids	**816**	mg/L	20.0	20.0	1		02/18/22 17:47		
300.0 IC Anions 28 Days	Analytical Method: EPA 300.0 Rev 2.1 1993 Pace Analytical Services - Asheville								
Chloride	**16.4**	mg/L	1.0	0.60	1		02/22/22 11:08	16887-00-6	
Fluoride	ND	mg/L	0.10	0.050	1		02/22/22 11:08	16984-48-8	
Sulfate	**343**	mg/L	8.0	4.0	8		02/22/22 19:01	14808-79-8	

This report shall not be reproduced, except in full,
without the written consent of Pace Analytical Services, LLC.

Pace Analytical Services, LLC
110 Technology Parkway
Peachtree Corners, GA 30092
(770)734-4200

ANALYTICAL RESULTS

Project: BOWEN AP-Revised Report
Pace Project No.: 92587881

Sample: BGWC-16 **Lab ID: 92587881017** Collected: 02/11/22 11:02 Received: 02/15/22 08:36 Matrix: Water

Parameters	Results	Units	Report Limit	MDL	DF	Prepared	Analyzed	CAS No.	Qual
Field Data	Analytical Method: Pace Analytical Services - Charlotte								
Performed by	**CUSTOMER**				1		02/15/22 15:52		
pH	**6.57**	Std. Units			1		02/15/22 15:52		
6010D ATL ICP	Analytical Method: EPA 6010D Preparation Method: EPA 3010A Pace Analytical Services - Peachtree Corners, GA								
Calcium	**160**	mg/L	1.0	0.12	1	03/01/22 07:19	03/02/22 18:05	7440-70-2	
6020 MET ICPMS	Analytical Method: EPA 6020B Preparation Method: EPA 3005A Pace Analytical Services - Peachtree Corners, GA								
Antimony	ND	mg/L	0.0030	0.00078	1	03/01/22 07:19	03/01/22 18:47	7440-36-0	
Arsenic	ND	mg/L	0.0050	0.0011	1	03/01/22 07:19	03/01/22 18:47	7440-38-2	
Barium	**0.030**	mg/L	0.0050	0.00067	1	03/01/22 07:19	03/01/22 18:47	7440-39-3	
Beryllium	**0.00013J**	mg/L	0.00050	0.000054	1	03/01/22 07:19	03/01/22 18:47	7440-41-7	
Boron	**1.5**	mg/L	0.040	0.0086	1	03/01/22 07:19	03/02/22 10:42	7440-42-8	
Cadmium	**0.0019**	mg/L	0.00050	0.00011	1	03/01/22 07:19	03/01/22 18:47	7440-43-9	
Chromium	ND	mg/L	0.0050	0.0011	1	03/01/22 07:19	03/01/22 18:47	7440-47-3	
Cobalt	**0.0097**	mg/L	0.0050	0.00039	1	03/01/22 07:19	03/01/22 18:47	7440-48-4	
Lead	ND	mg/L	0.0010	0.00089	1	03/01/22 07:19	03/01/22 18:47	7439-92-1	
Lithium	ND	mg/L	0.030	0.00073	1	03/01/22 07:19	03/01/22 18:47	7439-93-2	
Molybdenum	ND	mg/L	0.010	0.00074	1	03/01/22 07:19	03/01/22 18:47	7439-98-7	
Selenium	ND	mg/L	0.0050	0.0014	1	03/01/22 07:19	03/01/22 18:47	7782-49-2	
Thallium	**0.00024J**	mg/L	0.0010	0.00018	1	03/01/22 07:19	03/01/22 18:47	7440-28-0	
7470 Mercury	Analytical Method: EPA 7470A Preparation Method: EPA 7470A Pace Analytical Services - Peachtree Corners, GA								
Mercury	ND	mg/L	0.00020	0.00013	1	03/02/22 11:00	03/02/22 15:57	7439-97-6	
2540C Total Dissolved Solids	Analytical Method: SM 2540C-2015 Pace Analytical Services - Peachtree Corners, GA								
Total Dissolved Solids	**782**	mg/L	20.0	20.0	1		02/18/22 17:47		
300.0 IC Anions 28 Days	Analytical Method: EPA 300.0 Rev 2.1 1993 Pace Analytical Services - Asheville								
Chloride	**22.3**	mg/L	1.0	0.60	1		02/22/22 11:21	16887-00-6	
Fluoride	**0.056J**	mg/L	0.10	0.050	1		02/22/22 11:21	16984-48-8	
Sulfate	**358**	mg/L	8.0	4.0	8		02/22/22 19:15	14808-79-8	

This report shall not be reproduced, except in full,
without the written consent of Pace Analytical Services, LLC.

Pace Analytical Services, LLC
110 Technology Parkway
Peachtree Corners, GA 30092
(770)734-4200

ANALYTICAL RESULTS

Project: BOWEN AP-Revised Report
Pace Project No.: 92587881

Sample: BGWC-17 **Lab ID: 92587881018** Collected: 02/11/22 12:45 Received: 02/15/22 08:36 Matrix: Water

Parameters	Results	Units	Report Limit	MDL	DF	Prepared	Analyzed	CAS No.	Qual
Field Data	Analytical Method: Pace Analytical Services - Charlotte								
Performed by	**CUSTOMER**				1		02/15/22 15:52		
pH	**7.27**	Std. Units			1		02/15/22 15:52		
6010D ATL ICP	Analytical Method: EPA 6010D Preparation Method: EPA 3010A Pace Analytical Services - Peachtree Corners, GA								
Calcium	**83.5**	mg/L	1.0	0.12	1	03/01/22 07:19	03/02/22 18:19	7440-70-2	
6020 MET ICPMS	Analytical Method: EPA 6020B Preparation Method: EPA 3005A Pace Analytical Services - Peachtree Corners, GA								
Antimony	ND	mg/L	0.0030	0.00078	1	03/01/22 07:19	03/01/22 18:53	7440-36-0	
Arsenic	ND	mg/L	0.0050	0.0011	1	03/01/22 07:19	03/01/22 18:53	7440-38-2	
Barium	**0.015**	mg/L	0.0050	0.00067	1	03/01/22 07:19	03/01/22 18:53	7440-39-3	
Beryllium	ND	mg/L	0.00050	0.000054	1	03/01/22 07:19	03/01/22 18:53	7440-41-7	
Boron	**1.2**	mg/L	0.040	0.0086	1	03/01/22 07:19	03/02/22 10:48	7440-42-8	
Cadmium	**0.00016J**	mg/L	0.00050	0.00011	1	03/01/22 07:19	03/01/22 18:53	7440-43-9	
Chromium	ND	mg/L	0.0050	0.0011	1	03/01/22 07:19	03/01/22 18:53	7440-47-3	
Cobalt	ND	mg/L	0.0050	0.00039	1	03/01/22 07:19	03/01/22 18:53	7440-48-4	
Lead	ND	mg/L	0.0010	0.00089	1	03/01/22 07:19	03/01/22 18:53	7439-92-1	
Lithium	ND	mg/L	0.030	0.00073	1	03/01/22 07:19	03/01/22 18:53	7439-93-2	
Molybdenum	ND	mg/L	0.010	0.00074	1	03/01/22 07:19	03/01/22 18:53	7439-98-7	
Selenium	ND	mg/L	0.0050	0.0014	1	03/01/22 07:19	03/01/22 18:53	7782-49-2	
Thallium	ND	mg/L	0.0010	0.00018	1	03/01/22 07:19	03/01/22 18:53	7440-28-0	
7470 Mercury	Analytical Method: EPA 7470A Preparation Method: EPA 7470A Pace Analytical Services - Peachtree Corners, GA								
Mercury	ND	mg/L	0.00020	0.00013	1	03/02/22 11:00	03/02/22 15:59	7439-97-6	
2540C Total Dissolved Solids	Analytical Method: SM 2540C-2015 Pace Analytical Services - Peachtree Corners, GA								
Total Dissolved Solids	**392**	mg/L	10.0	10.0	1		02/18/22 17:47		
300.0 IC Anions 28 Days	Analytical Method: EPA 300.0 Rev 2.1 1993 Pace Analytical Services - Asheville								
Chloride	**38.5**	mg/L	1.0	0.60	1		02/22/22 11:35	16887-00-6	
Fluoride	**0.10**	mg/L	0.10	0.050	1		02/22/22 11:35	16984-48-8	
Sulfate	**88.7**	mg/L	2.0	1.0	2		02/22/22 19:30	14808-79-8	

This report shall not be reproduced, except in full,
without the written consent of Pace Analytical Services, LLC.

Pace Analytical Services, LLC
110 Technology Parkway
Peachtree Corners, GA 30092
(770)734-4200

ANALYTICAL RESULTS

Project: BOWEN AP-Revised Report
Pace Project No.: 92587881

Sample: DUP-2 **Lab ID: 92587881019** Collected: 02/11/22 00:00 Received: 02/15/22 08:36 Matrix: Water

Parameters	Results	Units	Report Limit	MDL	DF	Prepared	Analyzed	CAS No.	Qual
6010D ATL ICP	Analytical Method: EPA 6010D Preparation Method: EPA 3010A Pace Analytical Services - Peachtree Corners, GA								
Calcium	**183**	mg/L	1.0	0.12	1	03/01/22 07:19	03/02/22 18:24	7440-70-2	
6020 MET ICPMS	Analytical Method: EPA 6020B Preparation Method: EPA 3005A Pace Analytical Services - Peachtree Corners, GA								
Antimony	ND	mg/L	0.0030	0.00078	1	03/01/22 07:19	03/01/22 18:59	7440-36-0	
Arsenic	ND	mg/L	0.0050	0.0011	1	03/01/22 07:19	03/01/22 18:59	7440-38-2	
Barium	**0.027**	mg/L	0.0050	0.00067	1	03/01/22 07:19	03/01/22 18:59	7440-39-3	
Beryllium	**0.00011J**	mg/L	0.00050	0.000054	1	03/01/22 07:19	03/01/22 18:59	7440-41-7	
Boron	**1.5**	mg/L	0.040	0.0086	1	03/01/22 07:19	03/02/22 10:54	7440-42-8	
Cadmium	**0.0019**	mg/L	0.00050	0.00011	1	03/01/22 07:19	03/01/22 18:59	7440-43-9	
Chromium	ND	mg/L	0.0050	0.0011	1	03/01/22 07:19	03/01/22 18:59	7440-47-3	
Cobalt	**0.0095**	mg/L	0.0050	0.00039	1	03/01/22 07:19	03/01/22 18:59	7440-48-4	
Lead	ND	mg/L	0.0010	0.00089	1	03/01/22 07:19	03/01/22 18:59	7439-92-1	
Lithium	ND	mg/L	0.030	0.00073	1	03/01/22 07:19	03/01/22 18:59	7439-93-2	
Molybdenum	ND	mg/L	0.010	0.00074	1	03/01/22 07:19	03/01/22 18:59	7439-98-7	
Selenium	ND	mg/L	0.0050	0.0014	1	03/01/22 07:19	03/01/22 18:59	7782-49-2	
Thallium	**0.00021J**	mg/L	0.0010	0.00018	1	03/01/22 07:19	03/01/22 18:59	7440-28-0	
7470 Mercury	Analytical Method: EPA 7470A Preparation Method: EPA 7470A Pace Analytical Services - Peachtree Corners, GA								
Mercury	ND	mg/L	0.00020	0.00013	1	03/02/22 11:00	03/02/22 16:02	7439-97-6	
2540C Total Dissolved Solids	Analytical Method: SM 2540C-2015 Pace Analytical Services - Peachtree Corners, GA								
Total Dissolved Solids	**772**	mg/L	20.0	20.0	1		02/18/22 17:47		
300.0 IC Anions 28 Days	Analytical Method: EPA 300.0 Rev 2.1 1993 Pace Analytical Services - Asheville								
Chloride	**22.4**	mg/L	1.0	0.60	1		02/22/22 12:15	16887-00-6	
Fluoride	**0.058J**	mg/L	0.10	0.050	1		02/22/22 12:15	16984-48-8	
Sulfate	**363**	mg/L	8.0	4.0	8		02/22/22 21:36	14808-79-8	

This report shall not be reproduced, except in full,
without the written consent of Pace Analytical Services, LLC.

Pace Analytical Services, LLC
110 Technology Parkway
Peachtree Corners, GA 30092
(770)734-4200

ANALYTICAL RESULTS

Project: BOWEN AP-Revised Report
Pace Project No.: 92587881

Sample: FB-3 **Lab ID: 92587881020** Collected: 02/11/22 13:35 Received: 02/15/22 08:36 Matrix: Water

Parameters	Results	Units	Report Limit	MDL	DF	Prepared	Analyzed	CAS No.	Qual
6010D ATL ICP	Analytical Method: EPA 6010D Preparation Method: EPA 3010A Pace Analytical Services - Peachtree Corners, GA								
Calcium	ND	mg/L	1.0	0.12	1	03/01/22 07:19	03/02/22 18:29	7440-70-2	
6020 MET ICPMS	Analytical Method: EPA 6020B Preparation Method: EPA 3005A Pace Analytical Services - Peachtree Corners, GA								
Antimony	ND	mg/L	0.0030	0.00078	1	03/01/22 07:19	03/01/22 19:05	7440-36-0	
Arsenic	ND	mg/L	0.0050	0.0011	1	03/01/22 07:19	03/01/22 19:05	7440-38-2	
Barium	ND	mg/L	0.0050	0.00067	1	03/01/22 07:19	03/01/22 19:05	7440-39-3	
Beryllium	ND	mg/L	0.00050	0.000054	1	03/01/22 07:19	03/01/22 19:05	7440-41-7	
Boron	**0.0091J**	mg/L	0.040	0.0086	1	03/01/22 07:19	03/01/22 19:05	7440-42-8	
Cadmium	ND	mg/L	0.00050	0.00011	1	03/01/22 07:19	03/01/22 19:05	7440-43-9	
Chromium	ND	mg/L	0.0050	0.0011	1	03/01/22 07:19	03/01/22 19:05	7440-47-3	
Cobalt	ND	mg/L	0.0050	0.00039	1	03/01/22 07:19	03/01/22 19:05	7440-48-4	
Lead	ND	mg/L	0.0010	0.00089	1	03/01/22 07:19	03/01/22 19:05	7439-92-1	
Lithium	ND	mg/L	0.030	0.00073	1	03/01/22 07:19	03/01/22 19:05	7439-93-2	
Molybdenum	ND	mg/L	0.010	0.00074	1	03/01/22 07:19	03/01/22 19:05	7439-98-7	
Selenium	ND	mg/L	0.0050	0.0014	1	03/01/22 07:19	03/01/22 19:05	7782-49-2	
Thallium	ND	mg/L	0.0010	0.00018	1	03/01/22 07:19	03/01/22 19:05	7440-28-0	
7470 Mercury	Analytical Method: EPA 7470A Preparation Method: EPA 7470A Pace Analytical Services - Peachtree Corners, GA								
Mercury	ND	mg/L	0.00020	0.00013	1	03/02/22 11:00	03/02/22 16:04	7439-97-6	
2540C Total Dissolved Solids	Analytical Method: SM 2540C-2015 Pace Analytical Services - Peachtree Corners, GA								
Total Dissolved Solids	ND	mg/L	10.0	10.0	1		02/18/22 17:47		
300.0 IC Anions 28 Days	Analytical Method: EPA 300.0 Rev 2.1 1993 Pace Analytical Services - Asheville								
Chloride	ND	mg/L	1.0	0.60	1		02/22/22 12:28	16887-00-6	
Fluoride	ND	mg/L	0.10	0.050	1		02/22/22 12:28	16984-48-8	
Sulfate	ND	mg/L	1.0	0.50	1		02/22/22 12:28	14808-79-8	

This report shall not be reproduced, except in full,
without the written consent of Pace Analytical Services, LLC.

Pace Analytical Services, LLC
110 Technology Parkway
Peachtree Corners, GA 30092
(770)734-4200

ANALYTICAL RESULTS

Project: BOWEN AP-Revised Report
Pace Project No.: 92587881

Sample: BGWC-23 **Lab ID: 92587881021** Collected: 02/14/22 15:20 Received: 02/15/22 08:36 Matrix: Water

Parameters	Results	Units	Report Limit	MDL	DF	Prepared	Analyzed	CAS No.	Qual
Field Data	Analytical Method: Pace Analytical Services - Charlotte								
Performed by	**CUSTOMER**				1		02/15/22 15:53		
pH	**7.15**	Std. Units			1		02/15/22 15:53		
6010D ATL ICP	Analytical Method: EPA 6010D Preparation Method: EPA 3010A Pace Analytical Services - Peachtree Corners, GA								
Calcium	**740**	mg/L	10.0	1.2	10	03/01/22 07:19	03/03/22 16:38	7440-70-2	
6020 MET ICPMS	Analytical Method: EPA 6020B Preparation Method: EPA 3005A Pace Analytical Services - Peachtree Corners, GA								
Antimony	**0.0014J**	mg/L	0.0030	0.00078	1	03/01/22 07:19	03/01/22 19:11	7440-36-0	
Arsenic	**0.0065**	mg/L	0.0050	0.0011	1	03/01/22 07:19	03/01/22 19:11	7440-38-2	B
Barium	**0.11**	mg/L	0.0050	0.00067	1	03/01/22 07:19	03/01/22 19:11	7440-39-3	
Beryllium	ND	mg/L	0.00050	0.000054	1	03/01/22 07:19	03/01/22 19:11	7440-41-7	
Boron	**18.1**	mg/L	2.0	0.43	50	03/01/22 07:19	03/02/22 11:00	7440-42-8	
Cadmium	ND	mg/L	0.00050	0.00011	1	03/01/22 07:19	03/01/22 19:11	7440-43-9	
Chromium	ND	mg/L	0.0050	0.0011	1	03/01/22 07:19	03/01/22 19:11	7440-47-3	
Cobalt	ND	mg/L	0.0050	0.00039	1	03/01/22 07:19	03/01/22 19:11	7440-48-4	
Lead	ND	mg/L	0.0010	0.00089	1	03/01/22 07:19	03/01/22 19:11	7439-92-1	
Lithium	**0.033**	mg/L	0.030	0.00073	1	03/01/22 07:19	03/01/22 19:11	7439-93-2	
Molybdenum	**0.0079J**	mg/L	0.010	0.00074	1	03/01/22 07:19	03/01/22 19:11	7439-98-7	
Selenium	ND	mg/L	0.0050	0.0014	1	03/01/22 07:19	03/01/22 19:11	7782-49-2	
Thallium	ND	mg/L	0.0010	0.00018	1	03/01/22 07:19	03/01/22 19:11	7440-28-0	
7470 Mercury	Analytical Method: EPA 7470A Preparation Method: EPA 7470A Pace Analytical Services - Peachtree Corners, GA								
Mercury	ND	mg/L	0.00020	0.00013	1	03/02/22 13:00	03/02/22 16:07	7439-97-6	
2540C Total Dissolved Solids	Analytical Method: SM 2540C-2015 Pace Analytical Services - Peachtree Corners, GA								
Total Dissolved Solids	**3350**	mg/L	100	100	1		02/18/22 17:47		
300.0 IC Anions 28 Days	Analytical Method: EPA 300.0 Rev 2.1 1993 Pace Analytical Services - Asheville								
Chloride	**925**	mg/L	15.0	9.0	15		02/23/22 11:57	16887-00-6	
Fluoride	ND	mg/L	0.10	0.050	1		02/22/22 21:24	16984-48-8	
Sulfate	**622**	mg/L	15.0	7.5	15		02/23/22 11:57	14808-79-8	

This report shall not be reproduced, except in full,
without the written consent of Pace Analytical Services, LLC.

Pace Analytical Services, LLC
110 Technology Parkway
Peachtree Corners, GA 30092
(770)734-4200

ANALYTICAL RESULTS

Project: BOWEN AP-Revised Report
Pace Project No.: 92587881

Sample: BGWC-30 **Lab ID: 92587881022** Collected: 02/14/22 11:40 Received: 02/15/22 08:36 Matrix: Water

Parameters	Results	Units	Report Limit	MDL	DF	Prepared	Analyzed	CAS No.	Qual
Field Data	Analytical Method: Pace Analytical Services - Charlotte								
Performed by	**CUSTOMER**				1		02/15/22 15:53		
pH	**7.29**	Std. Units			1		02/15/22 15:53		
6010D ATL ICP	Analytical Method: EPA 6010D Preparation Method: EPA 3010A Pace Analytical Services - Peachtree Corners, GA								
Calcium	**129**	mg/L	1.0	0.12	1	03/01/22 07:19	03/02/22 18:39	7440-70-2	
6020 MET ICPMS	Analytical Method: EPA 6020B Preparation Method: EPA 3005A Pace Analytical Services - Peachtree Corners, GA								
Antimony	ND	mg/L	0.0030	0.00078	1	03/01/22 07:19	03/01/22 19:17	7440-36-0	
Arsenic	ND	mg/L	0.0050	0.0011	1	03/01/22 07:19	03/01/22 19:17	7440-38-2	
Barium	**0.072**	mg/L	0.0050	0.00067	1	03/01/22 07:19	03/01/22 19:17	7440-39-3	
Beryllium	ND	mg/L	0.00050	0.000054	1	03/01/22 07:19	03/01/22 19:17	7440-41-7	
Boron	**3.5**	mg/L	0.40	0.086	10	03/01/22 07:19	03/02/22 11:06	7440-42-8	
Cadmium	ND	mg/L	0.00050	0.00011	1	03/01/22 07:19	03/01/22 19:17	7440-43-9	
Chromium	**0.0014J**	mg/L	0.0050	0.0011	1	03/01/22 07:19	03/01/22 19:17	7440-47-3	
Cobalt	ND	mg/L	0.0050	0.00039	1	03/01/22 07:19	03/01/22 19:17	7440-48-4	
Lead	ND	mg/L	0.0010	0.00089	1	03/01/22 07:19	03/01/22 19:17	7439-92-1	
Lithium	**0.0015J**	mg/L	0.030	0.00073	1	03/01/22 07:19	03/01/22 19:17	7439-93-2	
Molybdenum	**0.0048J**	mg/L	0.010	0.00074	1	03/01/22 07:19	03/01/22 19:17	7439-98-7	
Selenium	**0.0084**	mg/L	0.0050	0.0014	1	03/01/22 07:19	03/01/22 19:17	7782-49-2	
Thallium	ND	mg/L	0.0010	0.00018	1	03/01/22 07:19	03/01/22 19:17	7440-28-0	
7470 Mercury	Analytical Method: EPA 7470A Preparation Method: EPA 7470A Pace Analytical Services - Peachtree Corners, GA								
Mercury	ND	mg/L	0.00020	0.00013	1	03/02/22 13:00	03/02/22 16:19	7439-97-6	
2540C Total Dissolved Solids	Analytical Method: SM 2540C-2015 Pace Analytical Services - Peachtree Corners, GA								
Total Dissolved Solids	**618**	mg/L	20.0	20.0	1		02/18/22 17:47		
300.0 IC Anions 28 Days	Analytical Method: EPA 300.0 Rev 2.1 1993 Pace Analytical Services - Asheville								
Chloride	**146**	mg/L	3.0	1.8	3		02/23/22 12:28	16887-00-6	
Fluoride	**0.075J**	mg/L	0.10	0.050	1		02/22/22 21:40	16984-48-8	
Sulfate	**74.4**	mg/L	1.0	0.50	1		02/22/22 21:40	14808-79-8	

This report shall not be reproduced, except in full,
without the written consent of Pace Analytical Services, LLC.

Pace Analytical Services, LLC
110 Technology Parkway
Peachtree Corners, GA 30092
(770)734-4200

ANALYTICAL RESULTS

Project: BOWEN AP-Revised Report
Pace Project No.: 92587881

Sample: BGWC-36D **Lab ID: 92587881023** Collected: 02/14/22 13:40 Received: 02/15/22 08:36 Matrix: Water

Parameters	Results	Units	Report Limit	MDL	DF	Prepared	Analyzed	CAS No.	Qual
Field Data	Analytical Method: Pace Analytical Services - Charlotte								
Performed by	**CUSTOMER**				1		02/15/22 15:53		
pH	**7.23**	Std. Units			1		02/15/22 15:53		
6010D ATL ICP	Analytical Method: EPA 6010D Preparation Method: EPA 3010A Pace Analytical Services - Peachtree Corners, GA								
Calcium	**188**	mg/L	1.0	0.12	1	03/01/22 07:19	03/02/22 18:43	7440-70-2	
6020 MET ICPMS	Analytical Method: EPA 6020B Preparation Method: EPA 3005A Pace Analytical Services - Peachtree Corners, GA								
Antimony	ND	mg/L	0.0030	0.00078	1	03/01/22 07:19	03/01/22 19:23	7440-36-0	
Arsenic	ND	mg/L	0.0050	0.0011	1	03/01/22 07:19	03/01/22 19:23	7440-38-2	
Barium	**0.064**	mg/L	0.0050	0.00067	1	03/01/22 07:19	03/01/22 19:23	7440-39-3	
Beryllium	ND	mg/L	0.00050	0.000054	1	03/01/22 07:19	03/01/22 19:23	7440-41-7	
Boron	**5.7**	mg/L	0.40	0.086	10	03/01/22 07:19	03/02/22 11:12	7440-42-8	
Cadmium	ND	mg/L	0.00050	0.00011	1	03/01/22 07:19	03/01/22 19:23	7440-43-9	
Chromium	ND	mg/L	0.0050	0.0011	1	03/01/22 07:19	03/01/22 19:23	7440-47-3	
Cobalt	ND	mg/L	0.0050	0.00039	1	03/01/22 07:19	03/01/22 19:23	7440-48-4	
Lead	ND	mg/L	0.0010	0.00089	1	03/01/22 07:19	03/01/22 19:23	7439-92-1	
Lithium	**0.0020J**	mg/L	0.030	0.00073	1	03/01/22 07:19	03/01/22 19:23	7439-93-2	
Molybdenum	**0.012**	mg/L	0.010	0.00074	1	03/01/22 07:19	03/01/22 19:23	7439-98-7	
Selenium	**0.011**	mg/L	0.0050	0.0014	1	03/01/22 07:19	03/01/22 19:23	7782-49-2	
Thallium	**0.00022J**	mg/L	0.0010	0.00018	1	03/01/22 07:19	03/01/22 19:23	7440-28-0	
7470 Mercury	Analytical Method: EPA 7470A Preparation Method: EPA 7470A Pace Analytical Services - Peachtree Corners, GA								
Mercury	ND	mg/L	0.00020	0.00013	1	03/02/22 13:00	03/02/22 16:27	7439-97-6	
2540C Total Dissolved Solids	Analytical Method: SM 2540C-2015 Pace Analytical Services - Peachtree Corners, GA								
Total Dissolved Solids	**848**	mg/L	20.0	20.0	1		02/18/22 17:47		
300.0 IC Anions 28 Days	Analytical Method: EPA 300.0 Rev 2.1 1993 Pace Analytical Services - Asheville								
Chloride	**241**	mg/L	5.0	3.0	5		02/23/22 12:43	16887-00-6	
Fluoride	**0.12**	mg/L	0.10	0.050	1		02/22/22 21:55	16984-48-8	
Sulfate	**122**	mg/L	5.0	2.5	5		02/23/22 12:43	14808-79-8	

This report shall not be reproduced, except in full,
without the written consent of Pace Analytical Services, LLC.

Pace Analytical Services, LLC
110 Technology Parkway
Peachtree Corners, GA 30092
(770)734-4200

ANALYTICAL RESULTS

Project: BOWEN AP-Revised Report
Pace Project No.: 92587881

Sample: BGWC-38D **Lab ID: 92587881024** Collected: 02/14/22 15:20 Received: 02/15/22 08:36 Matrix: Water

Parameters	Results	Units	Report Limit	MDL	DF	Prepared	Analyzed	CAS No.	Qual
Field Data	Analytical Method: Pace Analytical Services - Charlotte								
Performed by	**CUSTOMER**				1		02/15/22 15:53		
pH	**6.33**	Std. Units			1		02/15/22 15:53		
6010D ATL ICP	Analytical Method: EPA 6010D Preparation Method: EPA 3010A Pace Analytical Services - Peachtree Corners, GA								
Calcium	**187**	mg/L	1.0	0.12	1	03/01/22 07:19	03/02/22 18:48	7440-70-2	
6020 MET ICPMS	Analytical Method: EPA 6020B Preparation Method: EPA 3005A Pace Analytical Services - Peachtree Corners, GA								
Antimony	**0.0067**	mg/L	0.0030	0.00078	1	03/01/22 07:19	03/01/22 19:29	7440-36-0	
Arsenic	**0.0036J**	mg/L	0.0050	0.0011	1	03/01/22 07:19	03/01/22 19:29	7440-38-2	B
Barium	**0.15**	mg/L	0.0050	0.00067	1	03/01/22 07:19	03/01/22 19:29	7440-39-3	
Beryllium	ND	mg/L	0.00050	0.000054	1	03/01/22 07:19	03/01/22 19:29	7440-41-7	
Boron	**7.9**	mg/L	0.40	0.086	10	03/01/22 07:19	03/02/22 11:18	7440-42-8	
Cadmium	ND	mg/L	0.00050	0.00011	1	03/01/22 07:19	03/01/22 19:29	7440-43-9	
Chromium	ND	mg/L	0.0050	0.0011	1	03/01/22 07:19	03/01/22 19:29	7440-47-3	
Cobalt	**0.0019J**	mg/L	0.0050	0.00039	1	03/01/22 07:19	03/01/22 19:29	7440-48-4	
Lead	ND	mg/L	0.0010	0.00089	1	03/01/22 07:19	03/01/22 19:29	7439-92-1	
Lithium	**0.0061J**	mg/L	0.030	0.00073	1	03/01/22 07:19	03/01/22 19:29	7439-93-2	
Molybdenum	**0.097**	mg/L	0.010	0.00074	1	03/01/22 07:19	03/01/22 19:29	7439-98-7	
Selenium	ND	mg/L	0.0050	0.0014	1	03/01/22 07:19	03/01/22 19:29	7782-49-2	
Thallium	ND	mg/L	0.0010	0.00018	1	03/01/22 07:19	03/01/22 19:29	7440-28-0	
7470 Mercury	Analytical Method: EPA 7470A Preparation Method: EPA 7470A Pace Analytical Services - Peachtree Corners, GA								
Mercury	ND	mg/L	0.00020	0.00013	1	03/02/22 13:00	03/02/22 16:30	7439-97-6	
2540C Total Dissolved Solids	Analytical Method: SM 2540C-2015 Pace Analytical Services - Peachtree Corners, GA								
Total Dissolved Solids	**926**	mg/L	20.0	20.0	1		02/18/22 17:47		
300.0 IC Anions 28 Days	Analytical Method: EPA 300.0 Rev 2.1 1993 Pace Analytical Services - Asheville								
Chloride	**237**	mg/L	5.0	3.0	5		02/23/22 12:59	16887-00-6	
Fluoride	**0.34**	mg/L	0.10	0.050	1		02/22/22 22:11	16984-48-8	
Sulfate	**139**	mg/L	5.0	2.5	5		02/23/22 12:59	14808-79-8	

This report shall not be reproduced, except in full,
without the written consent of Pace Analytical Services, LLC.

Pace Analytical Services, LLC
110 Technology Parkway
Peachtree Corners, GA 30092
(770)734-4200

ANALYTICAL RESULTS

Project: BOWEN AP-Revised Report
Pace Project No.: 92587881

Sample: BGWC-51 **Lab ID: 92587881025** Collected: 02/14/22 13:55 Received: 02/15/22 08:36 Matrix: Water

Parameters	Results	Units	Report Limit	MDL	DF	Prepared	Analyzed	CAS No.	Qual
Field Data	Analytical Method: Pace Analytical Services - Charlotte								
Performed by	**CUSTOMER**				1		02/15/22 15:54		
pH	**7.11**	Std. Units			1		02/15/22 15:54		
6010D ATL ICP	Analytical Method: EPA 6010D Preparation Method: EPA 3010A Pace Analytical Services - Peachtree Corners, GA								
Calcium	**155**	mg/L	1.0	0.12	1	03/01/22 07:19	03/02/22 18:53	7440-70-2	
6020 MET ICPMS	Analytical Method: EPA 6020B Preparation Method: EPA 3005A Pace Analytical Services - Peachtree Corners, GA								
Antimony	ND	mg/L	0.0030	0.00078	1	03/01/22 07:19	03/01/22 19:35	7440-36-0	
Arsenic	ND	mg/L	0.0050	0.0011	1	03/01/22 07:19	03/01/22 19:35	7440-38-2	
Barium	**0.011**	mg/L	0.0050	0.00067	1	03/01/22 07:19	03/01/22 19:35	7440-39-3	
Beryllium	**0.000070J**	mg/L	0.00050	0.000054	1	03/01/22 07:19	03/01/22 19:35	7440-41-7	
Boron	**4.5**	mg/L	0.40	0.086	10	03/01/22 07:19	03/02/22 11:23	7440-42-8	
Cadmium	ND	mg/L	0.00050	0.00011	1	03/01/22 07:19	03/01/22 19:35	7440-43-9	
Chromium	ND	mg/L	0.0050	0.0011	1	03/01/22 07:19	03/01/22 19:35	7440-47-3	
Cobalt	ND	mg/L	0.0050	0.00039	1	03/01/22 07:19	03/01/22 19:35	7440-48-4	
Lead	ND	mg/L	0.0010	0.00089	1	03/01/22 07:19	03/01/22 19:35	7439-92-1	
Lithium	ND	mg/L	0.030	0.00073	1	03/01/22 07:19	03/01/22 19:35	7439-93-2	
Molybdenum	ND	mg/L	0.010	0.00074	1	03/01/22 07:19	03/01/22 19:35	7439-98-7	
Selenium	**0.0042J**	mg/L	0.0050	0.0014	1	03/01/22 07:19	03/01/22 19:35	7782-49-2	
Thallium	ND	mg/L	0.0010	0.00018	1	03/01/22 07:19	03/01/22 19:35	7440-28-0	
7470 Mercury	Analytical Method: EPA 7470A Preparation Method: EPA 7470A Pace Analytical Services - Peachtree Corners, GA								
Mercury	**0.00025**	mg/L	0.00020	0.00013	1	03/02/22 13:00	03/02/22 16:32	7439-97-6	
2540C Total Dissolved Solids	Analytical Method: SM 2540C-2015 Pace Analytical Services - Peachtree Corners, GA								
Total Dissolved Solids	**632**	mg/L	20.0	20.0	1		02/18/22 17:48		
300.0 IC Anions 28 Days	Analytical Method: EPA 300.0 Rev 2.1 1993 Pace Analytical Services - Asheville								
Chloride	**128**	mg/L	3.0	1.8	3		02/23/22 13:14	16887-00-6	
Fluoride	**0.13**	mg/L	0.10	0.050	1		02/22/22 22:26	16984-48-8	
Sulfate	**114**	mg/L	3.0	1.5	3		02/23/22 13:14	14808-79-8	

This report shall not be reproduced, except in full,
without the written consent of Pace Analytical Services, LLC.

Pace Analytical Services, LLC
110 Technology Parkway
Peachtree Corners, GA 30092
(770)734-4200

ANALYTICAL RESULTS

Project: BOWEN AP-Revised Report
Pace Project No.: 92587881

Sample: BGWC-52 **Lab ID: 92587881026** Collected: 02/14/22 15:50 Received: 02/15/22 08:36 Matrix: Water

Parameters	Results	Units	Report Limit	MDL	DF	Prepared	Analyzed	CAS No.	Qual
Field Data	Analytical Method: Pace Analytical Services - Charlotte								
Performed by	**CUSTOMER**				1		02/15/22 15:54		
pH	**7.57**	Std. Units			1		02/15/22 15:54		
6010D ATL ICP	Analytical Method: EPA 6010D Preparation Method: EPA 3010A Pace Analytical Services - Peachtree Corners, GA								
Calcium	**72.8**	mg/L	1.0	0.12	1	03/01/22 07:19	03/02/22 18:58	7440-70-2	
6020 MET ICPMS	Analytical Method: EPA 6020B Preparation Method: EPA 3005A Pace Analytical Services - Peachtree Corners, GA								
Antimony	ND	mg/L	0.0030	0.00078	1	03/01/22 07:19	03/01/22 19:53	7440-36-0	
Arsenic	ND	mg/L	0.0050	0.0011	1	03/01/22 07:19	03/01/22 19:53	7440-38-2	
Barium	**0.029**	mg/L	0.0050	0.00067	1	03/01/22 07:19	03/01/22 19:53	7440-39-3	
Beryllium	ND	mg/L	0.00050	0.000054	1	03/01/22 07:19	03/01/22 19:53	7440-41-7	
Boron	**1.2**	mg/L	0.040	0.0086	1	03/01/22 07:19	03/04/22 15:18	7440-42-8	
Cadmium	ND	mg/L	0.00050	0.00011	1	03/01/22 07:19	03/01/22 19:53	7440-43-9	
Chromium	**0.0013J**	mg/L	0.0050	0.0011	1	03/01/22 07:19	03/01/22 19:53	7440-47-3	
Cobalt	**0.00044J**	mg/L	0.0050	0.00039	1	03/01/22 07:19	03/01/22 19:53	7440-48-4	
Lead	ND	mg/L	0.0010	0.00089	1	03/01/22 07:19	03/01/22 19:53	7439-92-1	
Lithium	**0.0020J**	mg/L	0.030	0.00073	1	03/01/22 07:19	03/01/22 19:53	7439-93-2	
Molybdenum	**0.0041J**	mg/L	0.010	0.00074	1	03/01/22 07:19	03/01/22 19:53	7439-98-7	
Selenium	**0.0018J**	mg/L	0.0050	0.0014	1	03/01/22 07:19	03/01/22 19:53	7782-49-2	
Thallium	ND	mg/L	0.0010	0.00018	1	03/01/22 07:19	03/01/22 19:53	7440-28-0	
7470 Mercury	Analytical Method: EPA 7470A Preparation Method: EPA 7470A Pace Analytical Services - Peachtree Corners, GA								
Mercury	ND	mg/L	0.00020	0.00013	1	03/02/22 13:00	03/02/22 16:35	7439-97-6	
2540C Total Dissolved Solids	Analytical Method: SM 2540C-2015 Pace Analytical Services - Peachtree Corners, GA								
Total Dissolved Solids	**321**	mg/L	10.0	10.0	1		02/18/22 17:48		
300.0 IC Anions 28 Days	Analytical Method: EPA 300.0 Rev 2.1 1993 Pace Analytical Services - Asheville								
Chloride	**46.8**	mg/L	1.0	0.60	1		02/22/22 22:42	16887-00-6	
Fluoride	**0.10**	mg/L	0.10	0.050	1		02/22/22 22:42	16984-48-8	
Sulfate	**64.1**	mg/L	1.0	0.50	1		02/22/22 22:42	14808-79-8	

This report shall not be reproduced, except in full,
without the written consent of Pace Analytical Services, LLC.

Pace Analytical Services, LLC
110 Technology Parkway
Peachtree Corners, GA 30092
(770)734-4200

ANALYTICAL RESULTS

Project: BOWEN AP-Revised Report
Pace Project No.: 92587881

Sample: FB-4 **Lab ID: 92587881027** Collected: 02/14/22 16:36 Received: 02/15/22 08:36 Matrix: Water

Parameters	Results	Units	Report Limit	MDL	DF	Prepared	Analyzed	CAS No.	Qual
6010D ATL ICP	Analytical Method: EPA 6010D Preparation Method: EPA 3010A Pace Analytical Services - Peachtree Corners, GA								
Calcium	ND	mg/L	1.0	0.12	1	03/01/22 07:19	03/02/22 19:41	7440-70-2	
6020 MET ICPMS	Analytical Method: EPA 6020B Preparation Method: EPA 3005A Pace Analytical Services - Peachtree Corners, GA								
Antimony	ND	mg/L	0.0030	0.00078	1	03/01/22 07:19	03/01/22 19:59	7440-36-0	
Arsenic	ND	mg/L	0.0050	0.0011	1	03/01/22 07:19	03/01/22 19:59	7440-38-2	
Barium	ND	mg/L	0.0050	0.00067	1	03/01/22 07:19	03/01/22 19:59	7440-39-3	
Beryllium	ND	mg/L	0.00050	0.000054	1	03/01/22 07:19	03/01/22 19:59	7440-41-7	
Boron	**0.012J**	mg/L	0.040	0.0086	1	03/01/22 07:19	03/01/22 19:59	7440-42-8	
Cadmium	ND	mg/L	0.00050	0.00011	1	03/01/22 07:19	03/01/22 19:59	7440-43-9	
Chromium	ND	mg/L	0.0050	0.0011	1	03/01/22 07:19	03/01/22 19:59	7440-47-3	
Cobalt	ND	mg/L	0.0050	0.00039	1	03/01/22 07:19	03/01/22 19:59	7440-48-4	
Lead	ND	mg/L	0.0010	0.00089	1	03/01/22 07:19	03/01/22 19:59	7439-92-1	
Lithium	ND	mg/L	0.030	0.00073	1	03/01/22 07:19	03/01/22 19:59	7439-93-2	
Molybdenum	ND	mg/L	0.010	0.00074	1	03/01/22 07:19	03/01/22 19:59	7439-98-7	
Selenium	ND	mg/L	0.0050	0.0014	1	03/01/22 07:19	03/01/22 19:59	7782-49-2	
Thallium	ND	mg/L	0.0010	0.00018	1	03/01/22 07:19	03/01/22 19:59	7440-28-0	
7470 Mercury	Analytical Method: EPA 7470A Preparation Method: EPA 7470A Pace Analytical Services - Peachtree Corners, GA								
Mercury	ND	mg/L	0.00020	0.00013	1	03/02/22 13:00	03/02/22 16:37	7439-97-6	
2540C Total Dissolved Solids	Analytical Method: SM 2540C-2015 Pace Analytical Services - Peachtree Corners, GA								
Total Dissolved Solids	**21.0**	mg/L	10.0	10.0	1		02/18/22 17:48		
300.0 IC Anions 28 Days	Analytical Method: EPA 300.0 Rev 2.1 1993 Pace Analytical Services - Asheville								
Chloride	ND	mg/L	1.0	0.60	1		02/22/22 22:57	16887-00-6	
Fluoride	ND	mg/L	0.10	0.050	1		02/22/22 22:57	16984-48-8	
Sulfate	ND	mg/L	1.0	0.50	1		02/22/22 22:57	14808-79-8	

This report shall not be reproduced, except in full,
without the written consent of Pace Analytical Services, LLC.

Pace Analytical Services, LLC
110 Technology Parkway
Peachtree Corners, GA 30092
(770)734-4200

ANALYTICAL RESULTS

Project: BOWEN AP-Revised Report
Pace Project No.: 92587881

Sample: EB-1 **Lab ID: 92587881028** Collected: 02/14/22 16:42 Received: 02/15/22 08:36 Matrix: Water

Parameters	Results	Units	Report Limit	MDL	DF	Prepared	Analyzed	CAS No.	Qual
6010D ATL ICP	Analytical Method: EPA 6010D Preparation Method: EPA 3010A Pace Analytical Services - Peachtree Corners, GA								
Calcium	ND	mg/L	1.0	0.12	1	03/01/22 07:19	03/02/22 19:46	7440-70-2	
6020 MET ICPMS	Analytical Method: EPA 6020B Preparation Method: EPA 3005A Pace Analytical Services - Peachtree Corners, GA								
Antimony	ND	mg/L	0.0030	0.00078	1	03/01/22 07:19	03/01/22 20:04	7440-36-0	
Arsenic	ND	mg/L	0.0050	0.0011	1	03/01/22 07:19	03/01/22 20:04	7440-38-2	
Barium	ND	mg/L	0.0050	0.00067	1	03/01/22 07:19	03/01/22 20:04	7440-39-3	
Beryllium	ND	mg/L	0.00050	0.000054	1	03/01/22 07:19	03/01/22 20:04	7440-41-7	
Boron	ND	mg/L	0.040	0.0086	1	03/01/22 07:19	03/01/22 20:04	7440-42-8	
Cadmium	ND	mg/L	0.00050	0.00011	1	03/01/22 07:19	03/01/22 20:04	7440-43-9	
Chromium	ND	mg/L	0.0050	0.0011	1	03/01/22 07:19	03/01/22 20:04	7440-47-3	
Cobalt	ND	mg/L	0.0050	0.00039	1	03/01/22 07:19	03/01/22 20:04	7440-48-4	
Lead	ND	mg/L	0.0010	0.00089	1	03/01/22 07:19	03/01/22 20:04	7439-92-1	
Lithium	ND	mg/L	0.030	0.00073	1	03/01/22 07:19	03/01/22 20:04	7439-93-2	
Molybdenum	ND	mg/L	0.010	0.00074	1	03/01/22 07:19	03/01/22 20:04	7439-98-7	
Selenium	ND	mg/L	0.0050	0.0014	1	03/01/22 07:19	03/01/22 20:04	7782-49-2	
Thallium	ND	mg/L	0.0010	0.00018	1	03/01/22 07:19	03/01/22 20:04	7440-28-0	
7470 Mercury	Analytical Method: EPA 7470A Preparation Method: EPA 7470A Pace Analytical Services - Peachtree Corners, GA								
Mercury	ND	mg/L	0.00020	0.00013	1	03/02/22 13:00	03/02/22 16:40	7439-97-6	
2540C Total Dissolved Solids	Analytical Method: SM 2540C-2015 Pace Analytical Services - Peachtree Corners, GA								
Total Dissolved Solids	**10.0**	mg/L	10.0	10.0	1		02/18/22 17:48		
300.0 IC Anions 28 Days	Analytical Method: EPA 300.0 Rev 2.1 1993 Pace Analytical Services - Asheville								
Chloride	ND	mg/L	1.0	0.60	1		02/22/22 23:12	16887-00-6	
Fluoride	ND	mg/L	0.10	0.050	1		02/22/22 23:12	16984-48-8	
Sulfate	ND	mg/L	1.0	0.50	1		02/22/22 23:12	14808-79-8	

This report shall not be reproduced, except in full,
without the written consent of Pace Analytical Services, LLC.

Pace Analytical Services, LLC
110 Technology Parkway
Peachtree Corners, GA 30092
(770)734-4200

ANALYTICAL RESULTS

Project: BOWEN AP-Revised Report
Pace Project No.: 92587881

Sample: BGWA-33 **Lab ID: 92587881029** Collected: 02/16/22 09:15 Received: 02/18/22 12:40 Matrix: Water

Parameters	Results	Units	Report Limit	MDL	DF	Prepared	Analyzed	CAS No.	Qual
Field Data	Analytical Method: Pace Analytical Services - Charlotte								
Performed by	**CUSTOMER**				1		02/18/22 14:24		
pH	**7.20**	Std. Units			1		02/18/22 14:24		
6010D ATL ICP	Analytical Method: EPA 6010D Preparation Method: EPA 3010A Pace Analytical Services - Peachtree Corners, GA								
Calcium	**47.5**	mg/L	1.0	0.12	1	03/01/22 10:39	03/02/22 22:39	7440-70-2	M1
6020 MET ICPMS	Analytical Method: EPA 6020B Preparation Method: EPA 3005A Pace Analytical Services - Peachtree Corners, GA								
Antimony	**0.00089J**	mg/L	0.0030	0.00078	1	03/01/22 07:19	03/01/22 20:10	7440-36-0	
Arsenic	ND	mg/L	0.0050	0.0011	1	03/01/22 07:19	03/01/22 20:10	7440-38-2	
Barium	**0.031**	mg/L	0.0050	0.00067	1	03/01/22 07:19	03/01/22 20:10	7440-39-3	
Beryllium	ND	mg/L	0.00050	0.000054	1	03/01/22 07:19	03/01/22 20:10	7440-41-7	
Boron	**0.010J**	mg/L	0.040	0.0086	1	03/01/22 07:19	03/01/22 20:10	7440-42-8	
Cadmium	ND	mg/L	0.00050	0.00011	1	03/01/22 07:19	03/01/22 20:10	7440-43-9	
Chromium	ND	mg/L	0.0050	0.0011	1	03/01/22 07:19	03/01/22 20:10	7440-47-3	
Cobalt	ND	mg/L	0.0050	0.00039	1	03/01/22 07:19	03/01/22 20:10	7440-48-4	
Lead	ND	mg/L	0.0010	0.00089	1	03/01/22 07:19	03/01/22 20:10	7439-92-1	
Lithium	ND	mg/L	0.030	0.00073	1	03/01/22 07:19	03/01/22 20:10	7439-93-2	
Molybdenum	**0.025**	mg/L	0.010	0.00074	1	03/01/22 07:19	03/01/22 20:10	7439-98-7	
Selenium	ND	mg/L	0.0050	0.0014	1	03/01/22 07:19	03/01/22 20:10	7782-49-2	
Thallium	ND	mg/L	0.0010	0.00018	1	03/01/22 07:19	03/01/22 20:10	7440-28-0	
7470 Mercury	Analytical Method: EPA 7470A Preparation Method: EPA 7470A Pace Analytical Services - Peachtree Corners, GA								
Mercury	ND	mg/L	0.00020	0.00013	1	03/02/22 13:00	03/02/22 16:43	7439-97-6	
2540C Total Dissolved Solids	Analytical Method: SM 2540C-2015 Pace Analytical Services - Peachtree Corners, GA								
Total Dissolved Solids	**208**	mg/L	10.0	10.0	1		02/21/22 13:05		
300.0 IC Anions 28 Days	Analytical Method: EPA 300.0 Rev 2.1 1993 Pace Analytical Services - Asheville								
Chloride	**2.8**	mg/L	1.0	0.60	1		02/25/22 10:50	16887-00-6	
Fluoride	**0.061J**	mg/L	0.10	0.050	1		02/25/22 10:50	16984-48-8	
Sulfate	**22.8**	mg/L	1.0	0.50	1		02/25/22 10:50	14808-79-8	

This report shall not be reproduced, except in full,
without the written consent of Pace Analytical Services, LLC.

Pace Analytical Services, LLC
110 Technology Parkway
Peachtree Corners, GA 30092
(770)734-4200

ANALYTICAL RESULTS

Project: BOWEN AP-Revised Report
Pace Project No.: 92587881

Sample: BGWC-18 **Lab ID: 92587881030** Collected: 02/16/22 09:30 Received: 02/18/22 12:40 Matrix: Water

Parameters	Results	Units	Report Limit	MDL	DF	Prepared	Analyzed	CAS No.	Qual
Field Data	Analytical Method: Pace Analytical Services - Charlotte								
Performed by	**CUSTOMER**				1		02/18/22 14:24		
pH	**6.37**	Std. Units			1		02/18/22 14:24		
6010D ATL ICP	Analytical Method: EPA 6010D Preparation Method: EPA 3010A Pace Analytical Services - Peachtree Corners, GA								
Calcium	**49.0**	mg/L	1.0	0.12	1	03/01/22 10:39	03/02/22 22:58	7440-70-2	
6020 MET ICPMS	Analytical Method: EPA 6020B Preparation Method: EPA 3005A Pace Analytical Services - Peachtree Corners, GA								
Antimony	ND	mg/L	0.0030	0.00078	1	03/01/22 07:19	03/01/22 20:16	7440-36-0	
Arsenic	ND	mg/L	0.0050	0.0011	1	03/01/22 07:19	03/01/22 20:16	7440-38-2	
Barium	**0.032**	mg/L	0.0050	0.00067	1	03/01/22 07:19	03/01/22 20:16	7440-39-3	
Beryllium	**0.000063J**	mg/L	0.00050	0.000054	1	03/01/22 07:19	03/01/22 20:16	7440-41-7	
Boron	**0.56**	mg/L	0.040	0.0086	1	03/01/22 07:19	03/02/22 12:23	7440-42-8	
Cadmium	ND	mg/L	0.00050	0.00011	1	03/01/22 07:19	03/01/22 20:16	7440-43-9	
Chromium	ND	mg/L	0.0050	0.0011	1	03/01/22 07:19	03/01/22 20:16	7440-47-3	
Cobalt	ND	mg/L	0.0050	0.00039	1	03/01/22 07:19	03/01/22 20:16	7440-48-4	
Lead	ND	mg/L	0.0010	0.00089	1	03/01/22 07:19	03/01/22 20:16	7439-92-1	
Lithium	ND	mg/L	0.030	0.00073	1	03/01/22 07:19	03/01/22 20:16	7439-93-2	
Molybdenum	ND	mg/L	0.010	0.00074	1	03/01/22 07:19	03/01/22 20:16	7439-98-7	
Selenium	ND	mg/L	0.0050	0.0014	1	03/01/22 07:19	03/01/22 20:16	7782-49-2	
Thallium	ND	mg/L	0.0010	0.00018	1	03/01/22 07:19	03/01/22 20:16	7440-28-0	
7470 Mercury	Analytical Method: EPA 7470A Preparation Method: EPA 7470A Pace Analytical Services - Peachtree Corners, GA								
Mercury	ND	mg/L	0.00020	0.00013	1	03/02/22 13:00	03/02/22 16:45	7439-97-6	
2540C Total Dissolved Solids	Analytical Method: SM 2540C-2015 Pace Analytical Services - Peachtree Corners, GA								
Total Dissolved Solids	**253**	mg/L	10.0	10.0	1		02/21/22 13:05		
300.0 IC Anions 28 Days	Analytical Method: EPA 300.0 Rev 2.1 1993 Pace Analytical Services - Asheville								
Chloride	**7.7**	mg/L	1.0	0.60	1		02/25/22 11:36	16887-00-6	
Fluoride	ND	mg/L	0.10	0.050	1		02/25/22 11:36	16984-48-8	
Sulfate	**61.5**	mg/L	1.0	0.50	1		02/25/22 11:36	14808-79-8	

This report shall not be reproduced, except in full,
without the written consent of Pace Analytical Services, LLC.

Pace Analytical Services, LLC
110 Technology Parkway
Peachtree Corners, GA 30092
(770)734-4200

ANALYTICAL RESULTS

Project: BOWEN AP-Revised Report
Pace Project No.: 92587881

Sample: BGWC-19 **Lab ID: 92587881031** Collected: 02/16/22 11:00 Received: 02/18/22 12:40 Matrix: Water

Parameters	Results	Units	Report Limit	MDL	DF	Prepared	Analyzed	CAS No.	Qual
Field Data	Analytical Method: Pace Analytical Services - Charlotte								
Performed by	**CUSTOMER**				1		02/18/22 14:24		
pH	**6.57**	Std. Units			1		02/18/22 14:24		
6010D ATL ICP	Analytical Method: EPA 6010D Preparation Method: EPA 3010A Pace Analytical Services - Peachtree Corners, GA								
Calcium	**60.5**	mg/L	1.0	0.12	1	03/01/22 10:39	03/02/22 23:03	7440-70-2	
6020 MET ICPMS	Analytical Method: EPA 6020B Preparation Method: EPA 3005A Pace Analytical Services - Peachtree Corners, GA								
Antimony	ND	mg/L	0.0030	0.00078	1	03/01/22 10:05	03/02/22 17:04	7440-36-0	
Arsenic	**0.0022J**	mg/L	0.0050	0.0011	1	03/01/22 10:05	03/02/22 17:04	7440-38-2	
Barium	**0.036**	mg/L	0.0050	0.00067	1	03/01/22 10:05	03/02/22 17:04	7440-39-3	
Beryllium	**0.00010J**	mg/L	0.00050	0.000054	1	03/01/22 10:05	03/02/22 17:04	7440-41-7	
Boron	**0.35**	mg/L	0.040	0.0086	1	03/01/22 10:05	03/02/22 17:04	7440-42-8	
Cadmium	ND	mg/L	0.00050	0.00011	1	03/01/22 10:05	03/02/22 17:04	7440-43-9	
Chromium	ND	mg/L	0.0050	0.0011	1	03/01/22 10:05	03/02/22 17:04	7440-47-3	
Cobalt	ND	mg/L	0.0050	0.00039	1	03/01/22 10:05	03/02/22 17:04	7440-48-4	
Lead	ND	mg/L	0.0010	0.00089	1	03/01/22 10:05	03/02/22 17:04	7439-92-1	
Lithium	ND	mg/L	0.030	0.00073	1	03/01/22 10:05	03/02/22 17:04	7439-93-2	
Molybdenum	ND	mg/L	0.010	0.00074	1	03/01/22 10:05	03/02/22 17:04	7439-98-7	
Selenium	ND	mg/L	0.0050	0.0014	1	03/01/22 10:05	03/02/22 17:04	7782-49-2	
Thallium	**0.00021J**	mg/L	0.0010	0.00018	1	03/01/22 10:05	03/02/22 17:04	7440-28-0	
7470 Mercury	Analytical Method: EPA 7470A Preparation Method: EPA 7470A Pace Analytical Services - Peachtree Corners, GA								
Mercury	ND	mg/L	0.00020	0.00013	1	03/02/22 13:00	03/02/22 16:48	7439-97-6	
2540C Total Dissolved Solids	Analytical Method: SM 2540C-2015 Pace Analytical Services - Peachtree Corners, GA								
Total Dissolved Solids	**288**	mg/L	10.0	10.0	1		02/21/22 13:05		
300.0 IC Anions 28 Days	Analytical Method: EPA 300.0 Rev 2.1 1993 Pace Analytical Services - Asheville								
Chloride	**6.7**	mg/L	1.0	0.60	1		02/25/22 11:52	16887-00-6	
Fluoride	ND	mg/L	0.10	0.050	1		02/25/22 11:52	16984-48-8	
Sulfate	**79.6**	mg/L	1.0	0.50	1		02/25/22 11:52	14808-79-8	

This report shall not be reproduced, except in full,
without the written consent of Pace Analytical Services, LLC.

Pace Analytical Services, LLC
110 Technology Parkway
Peachtree Corners, GA 30092
(770)734-4200

ANALYTICAL RESULTS

Project: BOWEN AP-Revised Report
Pace Project No.: 92587881

Sample: BGWC-20 **Lab ID: 92587881032** Collected: 02/16/22 13:25 Received: 02/18/22 12:40 Matrix: Water

Parameters	Results	Units	Report Limit	MDL	DF	Prepared	Analyzed	CAS No.	Qual
Field Data	Analytical Method: Pace Analytical Services - Charlotte								
Performed by	**CUSTOMER**				1		02/18/22 14:25		
pH	**7.31**	Std. Units			1		02/18/22 14:25		
6010D ATL ICP	Analytical Method: EPA 6010D Preparation Method: EPA 3010A Pace Analytical Services - Peachtree Corners, GA								
Calcium	**288**	mg/L	1.0	0.12	1	03/01/22 10:39	03/02/22 23:08	7440-70-2	
6020 MET ICPMS	Analytical Method: EPA 6020B Preparation Method: EPA 3005A Pace Analytical Services - Peachtree Corners, GA								
Antimony	ND	mg/L	0.0030	0.00078	1	03/01/22 10:05	03/02/22 17:10	7440-36-0	
Arsenic	**0.0031J**	mg/L	0.0050	0.0011	1	03/01/22 10:05	03/02/22 17:10	7440-38-2	
Barium	**0.035**	mg/L	0.0050	0.00067	1	03/01/22 10:05	03/02/22 17:10	7440-39-3	
Beryllium	ND	mg/L	0.00050	0.000054	1	03/01/22 10:05	03/02/22 17:10	7440-41-7	
Boron	**4.2**	mg/L	0.40	0.086	10	03/01/22 10:05	03/04/22 15:40	7440-42-8	
Cadmium	ND	mg/L	0.00050	0.00011	1	03/01/22 10:05	03/02/22 17:10	7440-43-9	
Chromium	ND	mg/L	0.0050	0.0011	1	03/01/22 10:05	03/02/22 17:10	7440-47-3	
Cobalt	ND	mg/L	0.0050	0.00039	1	03/01/22 10:05	03/02/22 17:10	7440-48-4	
Lead	ND	mg/L	0.0010	0.00089	1	03/01/22 10:05	03/02/22 17:10	7439-92-1	
Lithium	**0.031**	mg/L	0.030	0.00073	1	03/01/22 10:05	03/02/22 17:10	7439-93-2	
Molybdenum	**0.025**	mg/L	0.010	0.00074	1	03/01/22 10:05	03/02/22 17:10	7439-98-7	
Selenium	ND	mg/L	0.0050	0.0014	1	03/01/22 10:05	03/02/22 17:10	7782-49-2	
Thallium	ND	mg/L	0.0010	0.00018	1	03/01/22 10:05	03/02/22 17:10	7440-28-0	
7470 Mercury	Analytical Method: EPA 7470A Preparation Method: EPA 7470A Pace Analytical Services - Peachtree Corners, GA								
Mercury	ND	mg/L	0.00020	0.00013	1	03/02/22 13:00	03/02/22 16:50	7439-97-6	
2540C Total Dissolved Solids	Analytical Method: SM 2540C-2015 Pace Analytical Services - Peachtree Corners, GA								
Total Dissolved Solids	**1180**	mg/L	50.0	50.0	1		02/21/22 13:05		
300.0 IC Anions 28 Days	Analytical Method: EPA 300.0 Rev 2.1 1993 Pace Analytical Services - Asheville								
Chloride	**141**	mg/L	12.0	7.2	12		02/25/22 21:25	16887-00-6	
Fluoride	ND	mg/L	0.10	0.050	1		02/25/22 12:07	16984-48-8	
Sulfate	**555**	mg/L	12.0	6.0	12		02/25/22 21:25	14808-79-8	

This report shall not be reproduced, except in full,
without the written consent of Pace Analytical Services, LLC.

Pace Analytical Services, LLC
110 Technology Parkway
Peachtree Corners, GA 30092
(770)734-4200

ANALYTICAL RESULTS

Project: BOWEN AP-Revised Report
Pace Project No.: 92587881

Sample: BGWC-21 **Lab ID: 92587881033** Collected: 02/16/22 14:44 Received: 02/18/22 12:40 Matrix: Water

Parameters	Results	Units	Report Limit	MDL	DF	Prepared	Analyzed	CAS No.	Qual
Field Data	Analytical Method: Pace Analytical Services - Charlotte								
Performed by	**CUSTOMER**				1		02/18/22 14:25		
pH	**7.90**	Std. Units			1		02/18/22 14:25		
6010D ATL ICP	Analytical Method: EPA 6010D Preparation Method: EPA 3010A Pace Analytical Services - Peachtree Corners, GA								
Calcium	**44.1**	mg/L	1.0	0.12	1	03/01/22 10:39	03/02/22 23:22	7440-70-2	
6020 MET ICPMS	Analytical Method: EPA 6020B Preparation Method: EPA 3005A Pace Analytical Services - Peachtree Corners, GA								
Antimony	**0.0017J**	mg/L	0.0030	0.00078	1	03/01/22 10:05	03/02/22 17:34	7440-36-0	
Arsenic	**0.0020J**	mg/L	0.0050	0.0011	1	03/01/22 10:05	03/02/22 17:34	7440-38-2	
Barium	**0.028**	mg/L	0.0050	0.00067	1	03/01/22 10:05	03/02/22 17:34	7440-39-3	
Beryllium	ND	mg/L	0.00050	0.000054	1	03/01/22 10:05	03/02/22 17:34	7440-41-7	
Boron	**0.053**	mg/L	0.040	0.0086	1	03/01/22 10:05	03/02/22 17:34	7440-42-8	
Cadmium	ND	mg/L	0.00050	0.00011	1	03/01/22 10:05	03/02/22 17:34	7440-43-9	
Chromium	ND	mg/L	0.0050	0.0011	1	03/01/22 10:05	03/02/22 17:34	7440-47-3	
Cobalt	**0.0021J**	mg/L	0.0050	0.00039	1	03/01/22 10:05	03/02/22 17:34	7440-48-4	
Lead	ND	mg/L	0.0010	0.00089	1	03/01/22 10:05	03/02/22 17:34	7439-92-1	
Lithium	ND	mg/L	0.030	0.00073	1	03/01/22 10:05	03/02/22 17:34	7439-93-2	
Molybdenum	**0.0050J**	mg/L	0.010	0.00074	1	03/01/22 10:05	03/02/22 17:34	7439-98-7	
Selenium	ND	mg/L	0.0050	0.0014	1	03/01/22 10:05	03/02/22 17:34	7782-49-2	
Thallium	ND	mg/L	0.0010	0.00018	1	03/01/22 10:05	03/02/22 17:34	7440-28-0	
7470 Mercury	Analytical Method: EPA 7470A Preparation Method: EPA 7470A Pace Analytical Services - Peachtree Corners, GA								
Mercury	ND	mg/L	0.00020	0.00013	1	03/02/22 13:00	03/02/22 16:58	7439-97-6	
2540C Total Dissolved Solids	Analytical Method: SM 2540C-2015 Pace Analytical Services - Peachtree Corners, GA								
Total Dissolved Solids	**235**	mg/L	10.0	10.0	1		02/21/22 13:06		
300.0 IC Anions 28 Days	Analytical Method: EPA 300.0 Rev 2.1 1993 Pace Analytical Services - Asheville								
Chloride	**4.0**	mg/L	1.0	0.60	1		02/25/22 12:23	16887-00-6	
Fluoride	ND	mg/L	0.10	0.050	1		02/25/22 12:23	16984-48-8	
Sulfate	**48.7**	mg/L	1.0	0.50	1		02/25/22 12:23	14808-79-8	

This report shall not be reproduced, except in full,
without the written consent of Pace Analytical Services, LLC.

Pace Analytical Services, LLC
110 Technology Parkway
Peachtree Corners, GA 30092
(770)734-4200

ANALYTICAL RESULTS

Project: BOWEN AP-Revised Report
Pace Project No.: 92587881

Sample: BGWC-25 **Lab ID: 92587881034** Collected: 02/16/22 13:57 Received: 02/18/22 12:40 Matrix: Water

Parameters	Results	Units	Report Limit	MDL	DF	Prepared	Analyzed	CAS No.	Qual
Field Data	Analytical Method: Pace Analytical Services - Charlotte								
Performed by	**CUSTOMER**				1		02/18/22 14:25		
pH	**7.30**	Std. Units			1		02/18/22 14:25		
6010D ATL ICP	Analytical Method: EPA 6010D Preparation Method: EPA 3010A Pace Analytical Services - Peachtree Corners, GA								
Calcium	**51.4**	mg/L	1.0	0.12	1	03/01/22 10:39	03/02/22 23:27	7440-70-2	
6020 MET ICPMS	Analytical Method: EPA 6020B Preparation Method: EPA 3005A Pace Analytical Services - Peachtree Corners, GA								
Antimony	ND	mg/L	0.0030	0.00078	1	03/01/22 10:05	03/02/22 17:40	7440-36-0	
Arsenic	**0.0055**	mg/L	0.0050	0.0011	1	03/01/22 10:05	03/02/22 17:40	7440-38-2	
Barium	**0.019**	mg/L	0.0050	0.00067	1	03/01/22 10:05	03/02/22 17:40	7440-39-3	
Beryllium	ND	mg/L	0.00050	0.000054	1	03/01/22 10:05	03/02/22 17:40	7440-41-7	
Boron	**0.048**	mg/L	0.040	0.0086	1	03/01/22 10:05	03/02/22 17:40	7440-42-8	
Cadmium	ND	mg/L	0.00050	0.00011	1	03/01/22 10:05	03/02/22 17:40	7440-43-9	
Chromium	ND	mg/L	0.0050	0.0011	1	03/01/22 10:05	03/02/22 17:40	7440-47-3	
Cobalt	ND	mg/L	0.0050	0.00039	1	03/01/22 10:05	03/02/22 17:40	7440-48-4	
Lead	ND	mg/L	0.0010	0.00089	1	03/01/22 10:05	03/02/22 17:40	7439-92-1	
Lithium	ND	mg/L	0.030	0.00073	1	03/01/22 10:05	03/02/22 17:40	7439-93-2	
Molybdenum	ND	mg/L	0.010	0.00074	1	03/01/22 10:05	03/02/22 17:40	7439-98-7	
Selenium	ND	mg/L	0.0050	0.0014	1	03/01/22 10:05	03/02/22 17:40	7782-49-2	
Thallium	ND	mg/L	0.0010	0.00018	1	03/01/22 10:05	03/02/22 17:40	7440-28-0	
7470 Mercury	Analytical Method: EPA 7470A Preparation Method: EPA 7470A Pace Analytical Services - Peachtree Corners, GA								
Mercury	ND	mg/L	0.00020	0.00013	1	03/02/22 13:00	03/02/22 17:01	7439-97-6	
2540C Total Dissolved Solids	Analytical Method: SM 2540C-2015 Pace Analytical Services - Peachtree Corners, GA								
Total Dissolved Solids	**235**	mg/L	10.0	10.0	1		02/21/22 13:06		
300.0 IC Anions 28 Days	Analytical Method: EPA 300.0 Rev 2.1 1993 Pace Analytical Services - Asheville								
Chloride	**5.7**	mg/L	1.0	0.60	1		02/25/22 12:38	16887-00-6	
Fluoride	ND	mg/L	0.10	0.050	1		02/25/22 12:38	16984-48-8	
Sulfate	**13.7**	mg/L	1.0	0.50	1		02/25/22 12:38	14808-79-8	

This report shall not be reproduced, except in full,
without the written consent of Pace Analytical Services, LLC.

Pace Analytical Services, LLC
110 Technology Parkway
Peachtree Corners, GA 30092
(770)734-4200

ANALYTICAL RESULTS

Project: BOWEN AP-Revised Report
Pace Project No.: 92587881

Sample: BGWC-31 **Lab ID: 92587881035** Collected: 02/16/22 12:54 Received: 02/18/22 12:40 Matrix: Water

Parameters	Results	Units	Report Limit	MDL	DF	Prepared	Analyzed	CAS No.	Qual
Field Data	Analytical Method: Pace Analytical Services - Charlotte								
Performed by	**CUSTOMER**				1		02/18/22 14:25		
pH	**7.40**	Std. Units			1		02/18/22 14:25		
6010D ATL ICP	Analytical Method: EPA 6010D Preparation Method: EPA 3010A Pace Analytical Services - Peachtree Corners, GA								
Calcium	**81.4**	mg/L	1.0	0.12	1	03/01/22 10:39	03/02/22 23:32	7440-70-2	
6020 MET ICPMS	Analytical Method: EPA 6020B Preparation Method: EPA 3005A Pace Analytical Services - Peachtree Corners, GA								
Antimony	ND	mg/L	0.0030	0.00078	1	03/01/22 10:05	03/02/22 17:46	7440-36-0	
Arsenic	**0.0070**	mg/L	0.0050	0.0011	1	03/01/22 10:05	03/02/22 17:46	7440-38-2	
Barium	**0.042**	mg/L	0.0050	0.00067	1	03/01/22 10:05	03/02/22 17:46	7440-39-3	
Beryllium	ND	mg/L	0.00050	0.000054	1	03/01/22 10:05	03/02/22 17:46	7440-41-7	
Boron	**0.73**	mg/L	0.040	0.0086	1	03/01/22 10:05	03/02/22 17:46	7440-42-8	
Cadmium	ND	mg/L	0.00050	0.00011	1	03/01/22 10:05	03/02/22 17:46	7440-43-9	
Chromium	ND	mg/L	0.0050	0.0011	1	03/01/22 10:05	03/02/22 17:46	7440-47-3	
Cobalt	ND	mg/L	0.0050	0.00039	1	03/01/22 10:05	03/02/22 17:46	7440-48-4	
Lead	ND	mg/L	0.0010	0.00089	1	03/01/22 10:05	03/02/22 17:46	7439-92-1	
Lithium	ND	mg/L	0.030	0.00073	1	03/01/22 10:05	03/02/22 17:46	7439-93-2	
Molybdenum	ND	mg/L	0.010	0.00074	1	03/01/22 10:05	03/02/22 17:46	7439-98-7	
Selenium	ND	mg/L	0.0050	0.0014	1	03/01/22 10:05	03/02/22 17:46	7782-49-2	
Thallium	ND	mg/L	0.0010	0.00018	1	03/01/22 10:05	03/02/22 17:46	7440-28-0	
7470 Mercury	Analytical Method: EPA 7470A Preparation Method: EPA 7470A Pace Analytical Services - Peachtree Corners, GA								
Mercury	ND	mg/L	0.00020	0.00013	1	03/02/22 13:00	03/02/22 17:04	7439-97-6	
2540C Total Dissolved Solids	Analytical Method: SM 2540C-2015 Pace Analytical Services - Peachtree Corners, GA								
Total Dissolved Solids	**428**	mg/L	10.0	10.0	1		02/21/22 13:06		
300.0 IC Anions 28 Days	Analytical Method: EPA 300.0 Rev 2.1 1993 Pace Analytical Services - Asheville								
Chloride	**30.9**	mg/L	1.0	0.60	1		02/25/22 12:54	16887-00-6	
Fluoride	ND	mg/L	0.10	0.050	1		02/25/22 12:54	16984-48-8	
Sulfate	**118**	mg/L	3.0	1.5	3		02/25/22 21:41	14808-79-8	

This report shall not be reproduced, except in full,
without the written consent of Pace Analytical Services, LLC.

Pace Analytical Services, LLC
110 Technology Parkway
Peachtree Corners, GA 30092
(770)734-4200

ANALYTICAL RESULTS

Project: BOWEN AP-Revised Report
Pace Project No.: 92587881

Sample: BGWC-22 **Lab ID: 92587881036** Collected: 02/15/22 10:35 Received: 02/18/22 12:40 Matrix: Water

Parameters	Results	Units	Report Limit	MDL	DF	Prepared	Analyzed	CAS No.	Qual
Field Data	Analytical Method: Pace Analytical Services - Charlotte								
Performed by	**CUSTOMER**				1		02/18/22 14:25		
pH	**6.89**	Std. Units			1		02/18/22 14:25		
6010D ATL ICP	Analytical Method: EPA 6010D Preparation Method: EPA 3010A Pace Analytical Services - Peachtree Corners, GA								
Calcium	**680**	mg/L	10.0	1.2	10	03/01/22 10:39	03/03/22 15:33	7440-70-2	
6020 MET ICPMS	Analytical Method: EPA 6020B Preparation Method: EPA 3005A Pace Analytical Services - Peachtree Corners, GA								
Antimony	ND	mg/L	0.0030	0.00078	1	03/01/22 10:05	03/02/22 18:13	7440-36-0	
Arsenic	**0.0070**	mg/L	0.0050	0.0011	1	03/01/22 10:05	03/02/22 18:13	7440-38-2	
Barium	**0.074**	mg/L	0.0050	0.00067	1	03/01/22 10:05	03/02/22 18:13	7440-39-3	
Beryllium	**0.00012J**	mg/L	0.00050	0.000054	1	03/01/22 10:05	03/02/22 18:13	7440-41-7	
Boron	**19.3**	mg/L	0.20	0.043	5	03/01/22 10:05	03/04/22 15:58	7440-42-8	
Cadmium	**0.00020J**	mg/L	0.00050	0.00011	1	03/01/22 10:05	03/02/22 18:13	7440-43-9	
Chromium	ND	mg/L	0.0050	0.0011	1	03/01/22 10:05	03/02/22 18:13	7440-47-3	
Cobalt	**0.030**	mg/L	0.0050	0.00039	1	03/01/22 10:05	03/02/22 18:13	7440-48-4	
Lead	ND	mg/L	0.0010	0.00089	1	03/01/22 10:05	03/02/22 18:13	7439-92-1	
Lithium	**0.032J**	mg/L	0.15	0.0036	5	03/01/22 10:05	03/04/22 15:58	7439-93-2	D3
Molybdenum	**0.039**	mg/L	0.010	0.00074	1	03/01/22 10:05	03/02/22 18:13	7439-98-7	
Selenium	ND	mg/L	0.0050	0.0014	1	03/01/22 10:05	03/02/22 18:13	7782-49-2	
Thallium	**0.0011**	mg/L	0.0010	0.00018	1	03/01/22 10:05	03/02/22 18:13	7440-28-0	
7470 Mercury	Analytical Method: EPA 7470A Preparation Method: EPA 7470A Pace Analytical Services - Peachtree Corners, GA								
Mercury	ND	mg/L	0.00020	0.00013	1	03/02/22 13:00	03/02/22 17:06	7439-97-6	
2540C Total Dissolved Solids	Analytical Method: SM 2540C-2015 Pace Analytical Services - Peachtree Corners, GA								
Total Dissolved Solids	**3340**	mg/L	100	100	1		02/18/22 17:48		
300.0 IC Anions 28 Days	Analytical Method: EPA 300.0 Rev 2.1 1993 Pace Analytical Services - Asheville								
Chloride	**789**	mg/L	16.0	9.6	16		02/25/22 21:56	16887-00-6	
Fluoride	**0.24**	mg/L	0.10	0.050	1		02/25/22 13:09	16984-48-8	
Sulfate	**789**	mg/L	16.0	8.0	16		02/25/22 21:56	14808-79-8	

This report shall not be reproduced, except in full,
without the written consent of Pace Analytical Services, LLC.

Pace Analytical Services, LLC
110 Technology Parkway
Peachtree Corners, GA 30092
(770)734-4200

ANALYTICAL RESULTS

Project: BOWEN AP-Revised Report
Pace Project No.: 92587881

Sample: BGWC-24 **Lab ID: 92587881037** Collected: 02/15/22 13:20 Received: 02/18/22 12:40 Matrix: Water

Parameters	Results	Units	Report Limit	MDL	DF	Prepared	Analyzed	CAS No.	Qual
Field Data	Analytical Method: Pace Analytical Services - Charlotte								
Performed by	**CUSTOMER**				1		02/18/22 14:26		
pH	**6.66**	Std. Units			1		02/18/22 14:26		
6010D ATL ICP	Analytical Method: EPA 6010D Preparation Method: EPA 3010A Pace Analytical Services - Peachtree Corners, GA								
Calcium	**791**	mg/L	10.0	1.2	10	03/01/22 10:39	03/03/22 15:37	7440-70-2	
6020 MET ICPMS	Analytical Method: EPA 6020B Preparation Method: EPA 3005A Pace Analytical Services - Peachtree Corners, GA								
Antimony	**0.0048**	mg/L	0.0030	0.00078	1	03/01/22 10:05	03/02/22 18:19	7440-36-0	
Arsenic	**0.0073**	mg/L	0.0050	0.0011	1	03/01/22 10:05	03/02/22 18:19	7440-38-2	
Barium	**0.077**	mg/L	0.0050	0.00067	1	03/01/22 10:05	03/02/22 18:19	7440-39-3	
Beryllium	**0.00027J**	mg/L	0.00050	0.000054	1	03/01/22 10:05	03/02/22 18:19	7440-41-7	
Boron	**28.5**	mg/L	0.20	0.043	5	03/01/22 10:05	03/04/22 16:04	7440-42-8	
Cadmium	**0.0042**	mg/L	0.00050	0.00011	1	03/01/22 10:05	03/02/22 18:19	7440-43-9	
Chromium	ND	mg/L	0.0050	0.0011	1	03/01/22 10:05	03/02/22 18:19	7440-47-3	
Cobalt	**0.0037J**	mg/L	0.0050	0.00039	1	03/01/22 10:05	03/02/22 18:19	7440-48-4	
Lead	ND	mg/L	0.0010	0.00089	1	03/01/22 10:05	03/02/22 18:19	7439-92-1	
Lithium	**0.0086J**	mg/L	0.15	0.0036	5	03/01/22 10:05	03/04/22 16:04	7439-93-2	D3
Molybdenum	ND	mg/L	0.010	0.00074	1	03/01/22 10:05	03/02/22 18:19	7439-98-7	
Selenium	**0.0055**	mg/L	0.0050	0.0014	1	03/01/22 10:05	03/02/22 18:19	7782-49-2	
Thallium	**0.00045J**	mg/L	0.0010	0.00018	1	03/01/22 10:05	03/02/22 18:19	7440-28-0	
7470 Mercury	Analytical Method: EPA 7470A Preparation Method: EPA 7470A Pace Analytical Services - Peachtree Corners, GA								
Mercury	**0.0014**	mg/L	0.00020	0.00013	1	03/02/22 13:00	03/02/22 17:09	7439-97-6	
2540C Total Dissolved Solids	Analytical Method: SM 2540C-2015 Pace Analytical Services - Peachtree Corners, GA								
Total Dissolved Solids	**3890**	mg/L	100	100	1		02/21/22 13:04		
300.0 IC Anions 28 Days	Analytical Method: EPA 300.0 Rev 2.1 1993 Pace Analytical Services - Asheville								
Chloride	**1120**	mg/L	20.0	12.0	20		02/25/22 22:11	16887-00-6	
Fluoride	ND	mg/L	0.10	0.050	1		02/25/22 13:56	16984-48-8	
Sulfate	**473**	mg/L	20.0	10.0	20		02/25/22 22:11	14808-79-8	

This report shall not be reproduced, except in full,
without the written consent of Pace Analytical Services, LLC.

Pace Analytical Services, LLC
110 Technology Parkway
Peachtree Corners, GA 30092
(770)734-4200

ANALYTICAL RESULTS

Project: BOWEN AP-Revised Report
Pace Project No.: 92587881

Sample: BGWC-32 **Lab ID: 92587881038** Collected: 02/16/22 11:48 Received: 02/18/22 12:40 Matrix: Water

Parameters	Results	Units	Report Limit	MDL	DF	Prepared	Analyzed	CAS No.	Qual
Field Data	Analytical Method: Pace Analytical Services - Charlotte								
Performed by	**CUSTOMER**				1		02/18/22 14:26		
pH	**7.14**	Std. Units			1		02/18/22 14:26		
6010D ATL ICP	Analytical Method: EPA 6010D Preparation Method: EPA 3010A Pace Analytical Services - Peachtree Corners, GA								
Calcium	**247**	mg/L	1.0	0.12	1	03/01/22 10:39	03/02/22 23:46	7440-70-2	
6020 MET ICPMS	Analytical Method: EPA 6020B Preparation Method: EPA 3005A Pace Analytical Services - Peachtree Corners, GA								
Antimony	ND	mg/L	0.0030	0.00078	1	03/01/22 10:05	03/02/22 18:24	7440-36-0	
Arsenic	**0.0041J**	mg/L	0.0050	0.0011	1	03/01/22 10:05	03/02/22 18:24	7440-38-2	
Barium	**0.096**	mg/L	0.0050	0.00067	1	03/01/22 10:05	03/02/22 18:24	7440-39-3	
Beryllium	ND	mg/L	0.00050	0.000054	1	03/01/22 10:05	03/02/22 18:24	7440-41-7	
Boron	**4.2**	mg/L	0.20	0.043	5	03/01/22 10:05	03/04/22 16:10	7440-42-8	
Cadmium	ND	mg/L	0.00050	0.00011	1	03/01/22 10:05	03/02/22 18:24	7440-43-9	
Chromium	ND	mg/L	0.0050	0.0011	1	03/01/22 10:05	03/02/22 18:24	7440-47-3	
Cobalt	ND	mg/L	0.0050	0.00039	1	03/01/22 10:05	03/02/22 18:24	7440-48-4	
Lead	ND	mg/L	0.0010	0.00089	1	03/01/22 10:05	03/02/22 18:24	7439-92-1	
Lithium	ND	mg/L	0.15	0.0036	5	03/01/22 10:05	03/04/22 16:10	7439-93-2	
Molybdenum	**0.0038J**	mg/L	0.010	0.00074	1	03/01/22 10:05	03/02/22 18:24	7439-98-7	
Selenium	ND	mg/L	0.0050	0.0014	1	03/01/22 10:05	03/02/22 18:24	7782-49-2	
Thallium	ND	mg/L	0.0010	0.00018	1	03/01/22 10:05	03/02/22 18:24	7440-28-0	
7470 Mercury	Analytical Method: EPA 7470A Preparation Method: EPA 7470A Pace Analytical Services - Peachtree Corners, GA								
Mercury	ND	mg/L	0.00020	0.00013	1	03/02/22 13:00	03/02/22 17:12	7439-97-6	
2540C Total Dissolved Solids	Analytical Method: SM 2540C-2015 Pace Analytical Services - Peachtree Corners, GA								
Total Dissolved Solids	**1320**	mg/L	50.0	50.0	1		02/21/22 13:06		
300.0 IC Anions 28 Days	Analytical Method: EPA 300.0 Rev 2.1 1993 Pace Analytical Services - Asheville								
Chloride	**262**	mg/L	6.0	3.6	6		02/25/22 23:28	16887-00-6	
Fluoride	**0.13**	mg/L	0.10	0.050	1		02/25/22 14:11	16984-48-8	
Sulfate	**265**	mg/L	6.0	3.0	6		02/25/22 23:28	14808-79-8	

This report shall not be reproduced, except in full,
without the written consent of Pace Analytical Services, LLC.

Pace Analytical Services, LLC
110 Technology Parkway
Peachtree Corners, GA 30092
(770)734-4200

ANALYTICAL RESULTS

Project: BOWEN AP-Revised Report
Pace Project No.: 92587881

Sample: BGWC-34D **Lab ID: 92587881039** Collected: 02/16/22 15:55 Received: 02/18/22 12:40 Matrix: Water

Parameters	Results	Units	Report Limit	MDL	DF	Prepared	Analyzed	CAS No.	Qual
Field Data	Analytical Method: Pace Analytical Services - Charlotte								
Performed by	**CUSTOMER**				1		02/18/22 14:26		
pH	**7.27**	Std. Units			1		02/18/22 14:26		
6010D ATL ICP	Analytical Method: EPA 6010D Preparation Method: EPA 3010A Pace Analytical Services - Peachtree Corners, GA								
Calcium	**127**	mg/L	1.0	0.12	1	03/01/22 10:39	03/02/22 23:51	7440-70-2	
6020 MET ICPMS	Analytical Method: EPA 6020B Preparation Method: EPA 3005A Pace Analytical Services - Peachtree Corners, GA								
Antimony	ND	mg/L	0.0030	0.00078	1	03/01/22 10:05	03/02/22 18:30	7440-36-0	
Arsenic	**0.020**	mg/L	0.0050	0.0011	1	03/01/22 10:05	03/02/22 18:30	7440-38-2	
Barium	**0.052**	mg/L	0.0050	0.00067	1	03/01/22 10:05	03/02/22 18:30	7440-39-3	
Beryllium	ND	mg/L	0.00050	0.000054	1	03/01/22 10:05	03/02/22 18:30	7440-41-7	
Boron	**0.38**	mg/L	0.040	0.0086	1	03/01/22 10:05	03/02/22 18:30	7440-42-8	
Cadmium	ND	mg/L	0.00050	0.00011	1	03/01/22 10:05	03/02/22 18:30	7440-43-9	
Chromium	ND	mg/L	0.0050	0.0011	1	03/01/22 10:05	03/02/22 18:30	7440-47-3	
Cobalt	**0.0010J**	mg/L	0.0050	0.00039	1	03/01/22 10:05	03/02/22 18:30	7440-48-4	
Lead	ND	mg/L	0.0010	0.00089	1	03/01/22 10:05	03/02/22 18:30	7439-92-1	
Lithium	ND	mg/L	0.030	0.00073	1	03/01/22 10:05	03/04/22 16:16	7439-93-2	
Molybdenum	**0.00094J**	mg/L	0.010	0.00074	1	03/01/22 10:05	03/02/22 18:30	7439-98-7	
Selenium	ND	mg/L	0.0050	0.0014	1	03/01/22 10:05	03/02/22 18:30	7782-49-2	
Thallium	ND	mg/L	0.0010	0.00018	1	03/01/22 10:05	03/02/22 18:30	7440-28-0	
7470 Mercury	Analytical Method: EPA 7470A Preparation Method: EPA 7470A Pace Analytical Services - Peachtree Corners, GA								
Mercury	ND	mg/L	0.00020	0.00013	1	03/02/22 13:00	03/02/22 17:14	7439-97-6	
2540C Total Dissolved Solids	Analytical Method: SM 2540C-2015 Pace Analytical Services - Peachtree Corners, GA								
Total Dissolved Solids	**474**	mg/L	20.0	20.0	1		02/21/22 13:06		
300.0 IC Anions 28 Days	Analytical Method: EPA 300.0 Rev 2.1 1993 Pace Analytical Services - Asheville								
Chloride	**39.2**	mg/L	1.0	0.60	1		02/25/22 14:27	16887-00-6	
Fluoride	ND	mg/L	0.10	0.050	1		02/25/22 14:27	16984-48-8	M1
Sulfate	**129**	mg/L	3.0	1.5	3		02/25/22 23:44	14808-79-8	

This report shall not be reproduced, except in full,
without the written consent of Pace Analytical Services, LLC.

Pace Analytical Services, LLC
110 Technology Parkway
Peachtree Corners, GA 30092
(770)734-4200

ANALYTICAL RESULTS

Project: BOWEN AP-Revised Report
Pace Project No.: 92587881

Sample: BGWC-39 **Lab ID: 92587881040** Collected: 02/16/22 10:45 Received: 02/18/22 12:40 Matrix: Water

Parameters	Results	Units	Report Limit	MDL	DF	Prepared	Analyzed	CAS No.	Qual
Field Data	Analytical Method: Pace Analytical Services - Charlotte								
Performed by	**CUSTOMER**				1		02/18/22 14:26		
pH	**6.83**	Std. Units			1		02/18/22 14:26		
6010D ATL ICP	Analytical Method: EPA 6010D Preparation Method: EPA 3010A Pace Analytical Services - Peachtree Corners, GA								
Calcium	**424**	mg/L	10.0	1.2	10	03/01/22 10:39	03/03/22 15:42	7440-70-2	
6020 MET ICPMS	Analytical Method: EPA 6020B Preparation Method: EPA 3005A Pace Analytical Services - Peachtree Corners, GA								
Antimony	ND	mg/L	0.0030	0.00078	1	03/01/22 10:05	03/02/22 18:36	7440-36-0	
Arsenic	**0.0052**	mg/L	0.0050	0.0011	1	03/01/22 10:05	03/02/22 18:36	7440-38-2	
Barium	**0.067**	mg/L	0.0050	0.00067	1	03/01/22 10:05	03/02/22 18:36	7440-39-3	
Beryllium	ND	mg/L	0.00050	0.000054	1	03/01/22 10:05	03/02/22 18:36	7440-41-7	
Boron	**9.0**	mg/L	0.040	0.0086	1	03/01/22 10:05	03/04/22 16:22	7440-42-8	
Cadmium	**0.00012J**	mg/L	0.00050	0.00011	1	03/01/22 10:05	03/02/22 18:36	7440-43-9	
Chromium	ND	mg/L	0.0050	0.0011	1	03/01/22 10:05	03/02/22 18:36	7440-47-3	
Cobalt	ND	mg/L	0.0050	0.00039	1	03/01/22 10:05	03/02/22 18:36	7440-48-4	
Lead	ND	mg/L	0.0010	0.00089	1	03/01/22 10:05	03/02/22 18:36	7439-92-1	
Lithium	**0.0042J**	mg/L	0.030	0.00073	1	03/01/22 10:05	03/04/22 16:22	7439-93-2	D3
Molybdenum	**0.0052J**	mg/L	0.010	0.00074	1	03/01/22 10:05	03/02/22 18:36	7439-98-7	
Selenium	ND	mg/L	0.0050	0.0014	1	03/01/22 10:05	03/02/22 18:36	7782-49-2	
Thallium	ND	mg/L	0.0010	0.00018	1	03/01/22 10:05	03/02/22 18:36	7440-28-0	
7470 Mercury	Analytical Method: EPA 7470A Preparation Method: EPA 7470A Pace Analytical Services - Peachtree Corners, GA								
Mercury	ND	mg/L	0.00020	0.00013	1	03/02/22 13:00	03/02/22 17:17	7439-97-6	
2540C Total Dissolved Solids	Analytical Method: SM 2540C-2015 Pace Analytical Services - Peachtree Corners, GA								
Total Dissolved Solids	**1760**	mg/L	100	100	1		02/21/22 13:06		
300.0 IC Anions 28 Days	Analytical Method: EPA 300.0 Rev 2.1 1993 Pace Analytical Services - Asheville								
Chloride	**409**	mg/L	9.0	5.4	9		02/26/22 00:29	16887-00-6	
Fluoride	**0.11**	mg/L	0.10	0.050	1		02/25/22 15:13	16984-48-8	
Sulfate	**403**	mg/L	9.0	4.5	9		02/26/22 00:29	14808-79-8	

This report shall not be reproduced, except in full,
without the written consent of Pace Analytical Services, LLC.

Pace Analytical Services, LLC
110 Technology Parkway
Peachtree Corners, GA 30092
(770)734-4200

ANALYTICAL RESULTS

Project: BOWEN AP-Revised Report
Pace Project No.: 92587881

Sample: BGWC-40 **Lab ID: 92587881041** Collected: 02/16/22 11:02 Received: 02/18/22 12:40 Matrix: Water

Parameters	Results	Units	Report Limit	MDL	DF	Prepared	Analyzed	CAS No.	Qual
Field Data	Analytical Method: Pace Analytical Services - Charlotte								
Performed by	**CUSTOMER**				1		02/18/22 14:26		
pH	**7.24**	Std. Units			1		02/18/22 14:26		
6010D ATL ICP	Analytical Method: EPA 6010D Preparation Method: EPA 3010A Pace Analytical Services - Peachtree Corners, GA								
Calcium	**155**	mg/L	1.0	0.12	1	03/01/22 10:39	03/03/22 00:01	7440-70-2	
6020 MET ICPMS	Analytical Method: EPA 6020B Preparation Method: EPA 3005A Pace Analytical Services - Peachtree Corners, GA								
Antimony	ND	mg/L	0.0030	0.00078	1	03/01/22 10:05	03/02/22 18:42	7440-36-0	
Arsenic	**0.0032J**	mg/L	0.0050	0.0011	1	03/01/22 10:05	03/02/22 18:42	7440-38-2	
Barium	**0.055**	mg/L	0.0050	0.00067	1	03/01/22 10:05	03/02/22 18:42	7440-39-3	
Beryllium	ND	mg/L	0.00050	0.000054	1	03/01/22 10:05	03/02/22 18:42	7440-41-7	
Boron	**3.9**	mg/L	0.20	0.043	5	03/01/22 10:05	03/04/22 16:28	7440-42-8	
Cadmium	ND	mg/L	0.00050	0.00011	1	03/01/22 10:05	03/02/22 18:42	7440-43-9	
Chromium	**0.0011J**	mg/L	0.0050	0.0011	1	03/01/22 10:05	03/02/22 18:42	7440-47-3	
Cobalt	**0.00052J**	mg/L	0.0050	0.00039	1	03/01/22 10:05	03/02/22 18:42	7440-48-4	
Lead	ND	mg/L	0.0010	0.00089	1	03/01/22 10:05	03/02/22 18:42	7439-92-1	
Lithium	ND	mg/L	0.15	0.0036	5	03/01/22 10:05	03/04/22 16:28	7439-93-2	D3
Molybdenum	ND	mg/L	0.010	0.00074	1	03/01/22 10:05	03/02/22 18:42	7439-98-7	
Selenium	**0.0084**	mg/L	0.0050	0.0014	1	03/01/22 10:05	03/02/22 18:42	7782-49-2	
Thallium	ND	mg/L	0.0010	0.00018	1	03/01/22 10:05	03/02/22 18:42	7440-28-0	
7470 Mercury	Analytical Method: EPA 7470A Preparation Method: EPA 7470A Pace Analytical Services - Peachtree Corners, GA								
Mercury	ND	mg/L	0.00020	0.00013	1	03/03/22 08:15	03/03/22 11:27	7439-97-6	
2540C Total Dissolved Solids	Analytical Method: SM 2540C-2015 Pace Analytical Services - Peachtree Corners, GA								
Total Dissolved Solids	**776**	mg/L	20.0	20.0	1		02/21/22 13:06		
300.0 IC Anions 28 Days	Analytical Method: EPA 300.0 Rev 2.1 1993 Pace Analytical Services - Asheville								
Chloride	**150**	mg/L	3.0	1.8	3		02/26/22 00:45	16887-00-6	
Fluoride	**0.068J**	mg/L	0.10	0.050	1		02/25/22 15:29	16984-48-8	
Sulfate	**125**	mg/L	3.0	1.5	3		02/26/22 00:45	14808-79-8	

This report shall not be reproduced, except in full,
without the written consent of Pace Analytical Services, LLC.

Pace Analytical Services, LLC
110 Technology Parkway
Peachtree Corners, GA 30092
(770)734-4200

ANALYTICAL RESULTS

Project: BOWEN AP-Revised Report
Pace Project No.: 92587881

Sample: BGWC-35D **Lab ID: 92587881042** Collected: 02/17/22 09:40 Received: 02/18/22 12:40 Matrix: Water

Parameters	Results	Units	Report Limit	MDL	DF	Prepared	Analyzed	CAS No.	Qual
Field Data	Analytical Method: Pace Analytical Services - Charlotte								
Performed by	**CUSTOMER**				1		02/18/22 14:27		
pH	**7.02**	Std. Units			1		02/18/22 14:27		
6010D ATL ICP	Analytical Method: EPA 6010D Preparation Method: EPA 3010A Pace Analytical Services - Peachtree Corners, GA								
Calcium	**483**	mg/L	10.0	1.2	10	03/01/22 10:39	03/03/22 15:47	7440-70-2	
6020 MET ICPMS	Analytical Method: EPA 6020B Preparation Method: EPA 3005A Pace Analytical Services - Peachtree Corners, GA								
Antimony	ND	mg/L	0.0030	0.00078	1	03/01/22 10:05	03/02/22 18:48	7440-36-0	
Arsenic	**0.0065**	mg/L	0.0050	0.0011	1	03/01/22 10:05	03/02/22 18:48	7440-38-2	
Barium	**0.071**	mg/L	0.0050	0.00067	1	03/01/22 10:05	03/02/22 18:48	7440-39-3	
Beryllium	ND	mg/L	0.00050	0.000054	1	03/01/22 10:05	03/02/22 18:48	7440-41-7	
Boron	**12.2**	mg/L	0.20	0.043	5	03/01/22 10:05	03/04/22 16:34	7440-42-8	
Cadmium	ND	mg/L	0.00050	0.00011	1	03/01/22 10:05	03/02/22 18:48	7440-43-9	
Chromium	ND	mg/L	0.0050	0.0011	1	03/01/22 10:05	03/02/22 18:48	7440-47-3	
Cobalt	**0.0024J**	mg/L	0.0050	0.00039	1	03/01/22 10:05	03/02/22 18:48	7440-48-4	
Lead	ND	mg/L	0.0010	0.00089	1	03/01/22 10:05	03/02/22 18:48	7439-92-1	
Lithium	**0.018J**	mg/L	0.15	0.0036	5	03/01/22 10:05	03/04/22 16:34	7439-93-2	D3
Molybdenum	**0.039**	mg/L	0.010	0.00074	1	03/01/22 10:05	03/02/22 18:48	7439-98-7	
Selenium	ND	mg/L	0.0050	0.0014	1	03/01/22 10:05	03/02/22 18:48	7782-49-2	
Thallium	ND	mg/L	0.0010	0.00018	1	03/01/22 10:05	03/02/22 18:48	7440-28-0	
7470 Mercury	Analytical Method: EPA 7470A Preparation Method: EPA 7470A Pace Analytical Services - Peachtree Corners, GA								
Mercury	ND	mg/L	0.00020	0.00013	1	03/03/22 08:15	03/03/22 11:41	7439-97-6	
2540C Total Dissolved Solids	Analytical Method: SM 2540C-2015 Pace Analytical Services - Peachtree Corners, GA								
Total Dissolved Solids	**2850**	mg/L	100	100	1		02/23/22 16:01		
300.0 IC Anions 28 Days	Analytical Method: EPA 300.0 Rev 2.1 1993 Pace Analytical Services - Asheville								
Chloride	**627**	mg/L	14.0	8.4	14		02/26/22 01:00	16887-00-6	
Fluoride	**0.21**	mg/L	0.10	0.050	1		02/25/22 15:44	16984-48-8	
Sulfate	**551**	mg/L	14.0	7.0	14		02/26/22 01:00	14808-79-8	

This report shall not be reproduced, except in full,
without the written consent of Pace Analytical Services, LLC.

Pace Analytical Services, LLC
110 Technology Parkway
Peachtree Corners, GA 30092
(770)734-4200

ANALYTICAL RESULTS

Project: BOWEN AP-Revised Report
Pace Project No.: 92587881

Sample: BGWC-37D **Lab ID: 92587881043** Collected: 02/17/22 10:50 Received: 02/18/22 12:40 Matrix: Water

Parameters	Results	Units	Report Limit	MDL	DF	Prepared	Analyzed	CAS No.	Qual
Field Data	Analytical Method: Pace Analytical Services - Charlotte								
Performed by	**CUSTOMER**				1		02/18/22 14:27		
pH	**7.46**	Std. Units			1		02/18/22 14:27		
6010D ATL ICP	Analytical Method: EPA 6010D Preparation Method: EPA 3010A Pace Analytical Services - Peachtree Corners, GA								
Calcium	**112**	mg/L	1.0	0.12	1	03/01/22 10:39	03/03/22 00:20	7440-70-2	
6020 MET ICPMS	Analytical Method: EPA 6020B Preparation Method: EPA 3005A Pace Analytical Services - Peachtree Corners, GA								
Antimony	ND	mg/L	0.0030	0.00078	1	03/01/22 10:05	03/02/22 18:54	7440-36-0	
Arsenic	**0.011**	mg/L	0.0050	0.0011	1	03/01/22 10:05	03/02/22 18:54	7440-38-2	
Barium	**0.087**	mg/L	0.0050	0.00067	1	03/01/22 10:05	03/02/22 18:54	7440-39-3	
Beryllium	ND	mg/L	0.00050	0.000054	1	03/01/22 10:05	03/02/22 18:54	7440-41-7	
Boron	**1.3**	mg/L	0.20	0.043	5	03/01/22 10:05	03/04/22 18:43	7440-42-8	
Cadmium	ND	mg/L	0.00050	0.00011	1	03/01/22 10:05	03/02/22 18:54	7440-43-9	
Chromium	ND	mg/L	0.0050	0.0011	1	03/01/22 10:05	03/02/22 18:54	7440-47-3	
Cobalt	**0.00056J**	mg/L	0.0050	0.00039	1	03/01/22 10:05	03/02/22 18:54	7440-48-4	
Lead	ND	mg/L	0.0010	0.00089	1	03/01/22 10:05	03/02/22 18:54	7439-92-1	
Lithium	ND	mg/L	0.15	0.0036	5	03/01/22 10:05	03/04/22 18:43	7439-93-2	D3
Molybdenum	**0.016**	mg/L	0.010	0.00074	1	03/01/22 10:05	03/02/22 18:54	7439-98-7	
Selenium	ND	mg/L	0.0050	0.0014	1	03/01/22 10:05	03/02/22 18:54	7782-49-2	
Thallium	ND	mg/L	0.0010	0.00018	1	03/01/22 10:05	03/02/22 18:54	7440-28-0	
7470 Mercury	Analytical Method: EPA 7470A Preparation Method: EPA 7470A Pace Analytical Services - Peachtree Corners, GA								
Mercury	ND	mg/L	0.00020	0.00013	1	03/03/22 08:15	03/03/22 11:43	7439-97-6	
2540C Total Dissolved Solids	Analytical Method: SM 2540C-2015 Pace Analytical Services - Peachtree Corners, GA								
Total Dissolved Solids	**570**	mg/L	20.0	20.0	1		02/23/22 16:01		
300.0 IC Anions 28 Days	Analytical Method: EPA 300.0 Rev 2.1 1993 Pace Analytical Services - Asheville								
Chloride	**105**	mg/L	3.0	1.8	3		02/26/22 01:16	16887-00-6	
Fluoride	**0.16**	mg/L	0.10	0.050	1		02/25/22 16:00	16984-48-8	
Sulfate	**132**	mg/L	3.0	1.5	3		02/26/22 01:16	14808-79-8	

This report shall not be reproduced, except in full,
without the written consent of Pace Analytical Services, LLC.

Pace Analytical Services, LLC
110 Technology Parkway
Peachtree Corners, GA 30092
(770)734-4200

ANALYTICAL RESULTS

Project: BOWEN AP-Revised Report
Pace Project No.: 92587881

Sample: BGWC-42D **Lab ID: 92587881044** Collected: 02/17/22 12:20 Received: 02/18/22 12:40 Matrix: Water

Parameters	Results	Units	Report Limit	MDL	DF	Prepared	Analyzed	CAS No.	Qual
Field Data	Analytical Method: Pace Analytical Services - Charlotte								
Performed by	**CUSTOMER**				1		02/18/22 14:28		
pH	**7.30**	Std. Units			1		02/18/22 14:28		
6010D ATL ICP	Analytical Method: EPA 6010D Preparation Method: EPA 3010A Pace Analytical Services - Peachtree Corners, GA								
Calcium	**98.4**	mg/L	1.0	0.12	1	03/01/22 10:39	03/03/22 00:25	7440-70-2	
6020 MET ICPMS	Analytical Method: EPA 6020B Preparation Method: EPA 3005A Pace Analytical Services - Peachtree Corners, GA								
Antimony	ND	mg/L	0.0030	0.00078	1	03/01/22 10:05	03/02/22 19:00	7440-36-0	
Arsenic	**0.0090**	mg/L	0.0050	0.0011	1	03/01/22 10:05	03/02/22 19:00	7440-38-2	
Barium	**0.12**	mg/L	0.0050	0.00067	1	03/01/22 10:05	03/02/22 19:00	7440-39-3	
Beryllium	ND	mg/L	0.00050	0.000054	1	03/01/22 10:05	03/02/22 19:00	7440-41-7	
Boron	**1.9**	mg/L	0.20	0.043	5	03/01/22 10:05	03/04/22 18:49	7440-42-8	
Cadmium	ND	mg/L	0.00050	0.00011	1	03/01/22 10:05	03/02/22 19:00	7440-43-9	
Chromium	ND	mg/L	0.0050	0.0011	1	03/01/22 10:05	03/02/22 19:00	7440-47-3	
Cobalt	ND	mg/L	0.0050	0.00039	1	03/01/22 10:05	03/02/22 19:00	7440-48-4	
Lead	ND	mg/L	0.0010	0.00089	1	03/01/22 10:05	03/02/22 19:00	7439-92-1	
Lithium	ND	mg/L	0.15	0.0036	5	03/01/22 10:05	03/04/22 18:49	7439-93-2	D3
Molybdenum	**0.0055J**	mg/L	0.010	0.00074	1	03/01/22 10:05	03/02/22 19:00	7439-98-7	
Selenium	ND	mg/L	0.0050	0.0014	1	03/01/22 10:05	03/02/22 19:00	7782-49-2	
Thallium	ND	mg/L	0.0010	0.00018	1	03/01/22 10:05	03/02/22 19:00	7440-28-0	
7470 Mercury	Analytical Method: EPA 7470A Preparation Method: EPA 7470A Pace Analytical Services - Peachtree Corners, GA								
Mercury	ND	mg/L	0.00020	0.00013	1	03/03/22 08:15	03/03/22 11:46	7439-97-6	
2540C Total Dissolved Solids	Analytical Method: SM 2540C-2015 Pace Analytical Services - Peachtree Corners, GA								
Total Dissolved Solids	**658**	mg/L	20.0	20.0	1		02/23/22 16:01		
300.0 IC Anions 28 Days	Analytical Method: EPA 300.0 Rev 2.1 1993 Pace Analytical Services - Asheville								
Chloride	**126**	mg/L	3.0	1.8	3		02/26/22 02:34	16887-00-6	
Fluoride	**0.61**	mg/L	0.10	0.050	1		02/25/22 16:15	16984-48-8	
Sulfate	**122**	mg/L	3.0	1.5	3		02/26/22 02:34	14808-79-8	

This report shall not be reproduced, except in full,
without the written consent of Pace Analytical Services, LLC.

Pace Analytical Services, LLC
110 Technology Parkway
Peachtree Corners, GA 30092
(770)734-4200

ANALYTICAL RESULTS

Project: BOWEN AP-Revised Report
Pace Project No.: 92587881

Sample: BGWC-41D **Lab ID: 92587881045** Collected: 02/15/22 13:27 Received: 02/18/22 12:40 Matrix: Water

Parameters	Results	Units	Report Limit	MDL	DF	Prepared	Analyzed	CAS No.	Qual
Field Data	Analytical Method: Pace Analytical Services - Charlotte								
Performed by	**CUSTOMER**				1		02/18/22 14:28		
pH	**7.20**	Std. Units			1		02/18/22 14:28		
6010D ATL ICP	Analytical Method: EPA 6010D Preparation Method: EPA 3010A Pace Analytical Services - Peachtree Corners, GA								
Calcium	**198**	mg/L	1.0	0.12	1	03/01/22 10:39	03/03/22 00:29	7440-70-2	
6020 MET ICPMS	Analytical Method: EPA 6020B Preparation Method: EPA 3005A Pace Analytical Services - Peachtree Corners, GA								
Antimony	ND	mg/L	0.0030	0.00078	1	03/01/22 10:05	03/02/22 19:06	7440-36-0	
Arsenic	**0.0062**	mg/L	0.0050	0.0011	1	03/01/22 10:05	03/02/22 19:06	7440-38-2	
Barium	**0.063**	mg/L	0.0050	0.00067	1	03/01/22 10:05	03/02/22 19:06	7440-39-3	
Beryllium	ND	mg/L	0.00050	0.000054	1	03/01/22 10:05	03/02/22 19:06	7440-41-7	
Boron	**1.2**	mg/L	0.040	0.0086	1	03/01/22 10:05	03/04/22 18:55	7440-42-8	
Cadmium	ND	mg/L	0.00050	0.00011	1	03/01/22 10:05	03/02/22 19:06	7440-43-9	
Chromium	ND	mg/L	0.0050	0.0011	1	03/01/22 10:05	03/02/22 19:06	7440-47-3	
Cobalt	ND	mg/L	0.0050	0.00039	1	03/01/22 10:05	03/02/22 19:06	7440-48-4	
Lead	ND	mg/L	0.0010	0.00089	1	03/01/22 10:05	03/02/22 19:06	7439-92-1	
Lithium	**0.0020J**	mg/L	0.030	0.00073	1	03/01/22 10:05	03/04/22 18:55	7439-93-2	
Molybdenum	**0.0087J**	mg/L	0.010	0.00074	1	03/01/22 10:05	03/02/22 19:06	7439-98-7	
Selenium	ND	mg/L	0.0050	0.0014	1	03/01/22 10:05	03/02/22 19:06	7782-49-2	
Thallium	ND	mg/L	0.0010	0.00018	1	03/01/22 10:05	03/02/22 19:06	7440-28-0	
7470 Mercury	Analytical Method: EPA 7470A Preparation Method: EPA 7470A Pace Analytical Services - Peachtree Corners, GA								
Mercury	ND	mg/L	0.00020	0.00013	1	03/03/22 08:15	03/03/22 11:49	7439-97-6	
2540C Total Dissolved Solids	Analytical Method: SM 2540C-2015 Pace Analytical Services - Peachtree Corners, GA								
Total Dissolved Solids	**1140**	mg/L	50.0	50.0	1		02/21/22 13:04		
300.0 IC Anions 28 Days	Analytical Method: EPA 300.0 Rev 2.1 1993 Pace Analytical Services - Asheville								
Chloride	**296**	mg/L	6.0	3.6	6		02/26/22 02:50	16887-00-6	
Fluoride	**0.070J**	mg/L	0.10	0.050	1		02/25/22 17:01	16984-48-8	
Sulfate	**278**	mg/L	6.0	3.0	6		02/26/22 02:50	14808-79-8	

This report shall not be reproduced, except in full,
without the written consent of Pace Analytical Services, LLC.

Pace Analytical Services, LLC
110 Technology Parkway
Peachtree Corners, GA 30092
(770)734-4200

ANALYTICAL RESULTS

Project: BOWEN AP-Revised Report
Pace Project No.: 92587881

Sample: BGWC-43D **Lab ID: 92587881046** Collected: 02/15/22 15:00 Received: 02/18/22 12:40 Matrix: Water

Parameters	Results	Units	Report Limit	MDL	DF	Prepared	Analyzed	CAS No.	Qual
Field Data	Analytical Method: Pace Analytical Services - Charlotte								
Performed by	**CUSTOMER**				1		02/18/22 14:28		
pH	**7.28**	Std. Units			1		02/18/22 14:28		
6010D ATL ICP	Analytical Method: EPA 6010D Preparation Method: EPA 3010A Pace Analytical Services - Peachtree Corners, GA								
Calcium	**344**	mg/L	10.0	1.2	10	03/01/22 10:39	03/03/22 15:52	7440-70-2	
6020 MET ICPMS	Analytical Method: EPA 6020B Preparation Method: EPA 3005A Pace Analytical Services - Peachtree Corners, GA								
Antimony	ND	mg/L	0.0030	0.00078	1	03/01/22 10:05	03/02/22 19:24	7440-36-0	
Arsenic	**0.0048J**	mg/L	0.0050	0.0011	1	03/01/22 10:05	03/02/22 19:24	7440-38-2	
Barium	**0.076**	mg/L	0.0050	0.00067	1	03/01/22 10:05	03/02/22 19:24	7440-39-3	
Beryllium	ND	mg/L	0.00050	0.000054	1	03/01/22 10:05	03/02/22 19:24	7440-41-7	
Boron	**14.4**	mg/L	0.40	0.086	10	03/01/22 10:05	03/04/22 19:00	7440-42-8	
Cadmium	**0.0015**	mg/L	0.00050	0.00011	1	03/01/22 10:05	03/02/22 19:24	7440-43-9	
Chromium	**0.0024J**	mg/L	0.0050	0.0011	1	03/01/22 10:05	03/02/22 19:24	7440-47-3	
Cobalt	**0.0038J**	mg/L	0.0050	0.00039	1	03/01/22 10:05	03/02/22 19:24	7440-48-4	
Lead	ND	mg/L	0.0010	0.00089	1	03/01/22 10:05	03/02/22 19:24	7439-92-1	
Lithium	**0.027J**	mg/L	0.30	0.0073	10	03/01/22 10:05	03/04/22 19:00	7439-93-2	D3
Molybdenum	**0.15**	mg/L	0.010	0.00074	1	03/01/22 10:05	03/02/22 19:24	7439-98-7	
Selenium	ND	mg/L	0.0050	0.0014	1	03/01/22 10:05	03/02/22 19:24	7782-49-2	
Thallium	**0.0034**	mg/L	0.0010	0.00018	1	03/01/22 10:05	03/02/22 19:24	7440-28-0	
7470 Mercury	Analytical Method: EPA 7470A Preparation Method: EPA 7470A Pace Analytical Services - Peachtree Corners, GA								
Mercury	ND	mg/L	0.00020	0.00013	1	03/03/22 08:15	03/03/22 12:13	7439-97-6	
2540C Total Dissolved Solids	Analytical Method: SM 2540C-2015 Pace Analytical Services - Peachtree Corners, GA								
Total Dissolved Solids	**1620**	mg/L	100	100	1		02/21/22 13:04		
300.0 IC Anions 28 Days	Analytical Method: EPA 300.0 Rev 2.1 1993 Pace Analytical Services - Asheville								
Chloride	**496**	mg/L	11.0	6.6	11		02/26/22 03:06	16887-00-6	
Fluoride	**0.89**	mg/L	0.10	0.050	1		02/25/22 17:17	16984-48-8	
Sulfate	**323**	mg/L	11.0	5.5	11		02/26/22 03:06	14808-79-8	

This report shall not be reproduced, except in full,
without the written consent of Pace Analytical Services, LLC.

Pace Analytical Services, LLC
110 Technology Parkway
Peachtree Corners, GA 30092
(770)734-4200

ANALYTICAL RESULTS

Project: BOWEN AP-Revised Report
Pace Project No.: 92587881

Sample: BGWC-49D **Lab ID: 92587881047** Collected: 02/17/22 11:56 Received: 02/18/22 12:40 Matrix: Water

Parameters	Results	Units	Report Limit	MDL	DF	Prepared	Analyzed	CAS No.	Qual
Field Data	Analytical Method: Pace Analytical Services - Charlotte								
Performed by	**CUSTOMER**				1		02/18/22 14:28		
pH	**7.57**	Std. Units			1		02/18/22 14:28		
6010D ATL ICP	Analytical Method: EPA 6010D Preparation Method: EPA 3010A Pace Analytical Services - Peachtree Corners, GA								
Calcium	**239**	mg/L	1.0	0.12	1	03/01/22 10:39	03/03/22 00:39	7440-70-2	
6020 MET ICPMS	Analytical Method: EPA 6020B Preparation Method: EPA 3005A Pace Analytical Services - Peachtree Corners, GA								
Antimony	ND	mg/L	0.0030	0.00078	1	03/01/22 10:05	03/02/22 19:30	7440-36-0	
Arsenic	**0.0057**	mg/L	0.0050	0.0011	1	03/01/22 10:05	03/02/22 19:30	7440-38-2	
Barium	**0.077**	mg/L	0.0050	0.00067	1	03/01/22 10:05	03/02/22 19:30	7440-39-3	
Beryllium	ND	mg/L	0.00050	0.000054	1	03/01/22 10:05	03/02/22 19:30	7440-41-7	
Boron	**7.5**	mg/L	0.20	0.043	5	03/01/22 10:05	03/04/22 19:06	7440-42-8	
Cadmium	ND	mg/L	0.00050	0.00011	1	03/01/22 10:05	03/02/22 19:30	7440-43-9	
Chromium	ND	mg/L	0.0050	0.0011	1	03/01/22 10:05	03/02/22 19:30	7440-47-3	
Cobalt	**0.00088J**	mg/L	0.0050	0.00039	1	03/01/22 10:05	03/02/22 19:30	7440-48-4	
Lead	ND	mg/L	0.0010	0.00089	1	03/01/22 10:05	03/02/22 19:30	7439-92-1	
Lithium	**0.0076J**	mg/L	0.15	0.0036	5	03/01/22 10:05	03/04/22 19:06	7439-93-2	D3
Molybdenum	**0.0056J**	mg/L	0.010	0.00074	1	03/01/22 10:05	03/02/22 19:30	7439-98-7	
Selenium	ND	mg/L	0.0050	0.0014	1	03/01/22 10:05	03/02/22 19:30	7782-49-2	
Thallium	ND	mg/L	0.0010	0.00018	1	03/01/22 10:05	03/02/22 19:30	7440-28-0	
7470 Mercury	Analytical Method: EPA 7470A Preparation Method: EPA 7470A Pace Analytical Services - Peachtree Corners, GA								
Mercury	ND	mg/L	0.00020	0.00013	1	03/03/22 08:15	03/03/22 12:16	7439-97-6	
2540C Total Dissolved Solids	Analytical Method: SM 2540C-2015 Pace Analytical Services - Peachtree Corners, GA								
Total Dissolved Solids	**1620**	mg/L	100	100	1		02/23/22 16:02		
300.0 IC Anions 28 Days	Analytical Method: EPA 300.0 Rev 2.1 1993 Pace Analytical Services - Asheville								
Chloride	**410**	mg/L	9.0	5.4	9		02/26/22 03:21	16887-00-6	
Fluoride	ND	mg/L	0.10	0.050	1		02/25/22 17:33	16984-48-8	
Sulfate	**209**	mg/L	9.0	4.5	9		02/26/22 03:21	14808-79-8	

This report shall not be reproduced, except in full,
without the written consent of Pace Analytical Services, LLC.

Pace Analytical Services, LLC
110 Technology Parkway
Peachtree Corners, GA 30092
(770)734-4200

ANALYTICAL RESULTS

Project: BOWEN AP-Revised Report
Pace Project No.: 92587881

Sample: DUP-4 **Lab ID: 92587881048** Collected: 02/17/22 00:00 Received: 02/18/22 12:40 Matrix: Water

Parameters	Results	Units	Report Limit	MDL	DF	Prepared	Analyzed	CAS No.	Qual
6010D ATL ICP	Analytical Method: EPA 6010D Preparation Method: EPA 3010A Pace Analytical Services - Peachtree Corners, GA								
Calcium	**488**	mg/L	10.0	1.2	10	03/01/22 10:39	03/03/22 15:56	7440-70-2	
6020 MET ICPMS	Analytical Method: EPA 6020B Preparation Method: EPA 3005A Pace Analytical Services - Peachtree Corners, GA								
Antimony	ND	mg/L	0.015	0.0039	5	03/01/22 10:05	03/04/22 19:12	7440-36-0	D3
Arsenic	**0.0074**	mg/L	0.0050	0.0011	1	03/01/22 10:05	03/02/22 19:36	7440-38-2	
Barium	**0.060**	mg/L	0.025	0.0034	5	03/01/22 10:05	03/04/22 19:12	7440-39-3	
Beryllium	ND	mg/L	0.00050	0.000054	1	03/01/22 10:05	03/02/22 19:36	7440-41-7	
Boron	**11.8**	mg/L	0.20	0.043	5	03/01/22 10:05	03/04/22 19:12	7440-42-8	
Cadmium	ND	mg/L	0.00050	0.00011	1	03/01/22 10:05	03/02/22 19:36	7440-43-9	
Chromium	ND	mg/L	0.0050	0.0011	1	03/01/22 10:05	03/02/22 19:36	7440-47-3	
Cobalt	**0.0022J**	mg/L	0.0050	0.00039	1	03/01/22 10:05	03/02/22 19:36	7440-48-4	
Lead	ND	mg/L	0.0010	0.00089	1	03/01/22 10:05	03/02/22 19:36	7439-92-1	
Lithium	**0.018J**	mg/L	0.15	0.0036	5	03/01/22 10:05	03/04/22 19:12	7439-93-2	D3
Molybdenum	**0.035J**	mg/L	0.050	0.0037	5	03/01/22 10:05	03/04/22 19:12	7439-98-7	D3
Selenium	ND	mg/L	0.0050	0.0014	1	03/01/22 10:05	03/02/22 19:36	7782-49-2	
Thallium	ND	mg/L	0.0010	0.00018	1	03/01/22 10:05	03/02/22 19:36	7440-28-0	
7470 Mercury	Analytical Method: EPA 7470A Preparation Method: EPA 7470A Pace Analytical Services - Peachtree Corners, GA								
Mercury	ND	mg/L	0.00020	0.00013	1	03/03/22 08:15	03/03/22 12:19	7439-97-6	
2540C Total Dissolved Solids	Analytical Method: SM 2540C-2015 Pace Analytical Services - Peachtree Corners, GA								
Total Dissolved Solids	**3100**	mg/L	100	100	1		02/23/22 16:02		
300.0 IC Anions 28 Days	Analytical Method: EPA 300.0 Rev 2.1 1993 Pace Analytical Services - Asheville								
Chloride	**648**	mg/L	14.0	8.4	14		02/26/22 03:37	16887-00-6	
Fluoride	**0.20**	mg/L	0.10	0.050	1		02/25/22 17:48	16984-48-8	
Sulfate	**573**	mg/L	14.0	7.0	14		02/26/22 03:37	14808-79-8	

This report shall not be reproduced, except in full,
without the written consent of Pace Analytical Services, LLC.

Pace Analytical Services, LLC
110 Technology Parkway
Peachtree Corners, GA 30092
(770)734-4200

ANALYTICAL RESULTS

Project: BOWEN AP-Revised Report
Pace Project No.: 92587881

Sample: DUP-3 **Lab ID: 92587881049** Collected: 02/15/22 00:00 Received: 02/18/22 12:40 Matrix: Water

Parameters	Results	Units	Report Limit	MDL	DF	Prepared	Analyzed	CAS No.	Qual
6010D ATL ICP	Analytical Method: EPA 6010D Preparation Method: EPA 3010A Pace Analytical Services - Peachtree Corners, GA								
Calcium	**700**	mg/L	5.0	0.61	5	03/02/22 10:02	03/03/22 04:35	7440-70-2	M1
6020 MET ICPMS	Analytical Method: EPA 6020B Preparation Method: EPA 3005A Pace Analytical Services - Peachtree Corners, GA								
Antimony	ND	mg/L	0.030	0.0078	10	03/01/22 10:05	03/04/22 19:18	7440-36-0	D3
Arsenic	**0.0067**	mg/L	0.0050	0.0011	1	03/01/22 10:05	03/02/22 19:42	7440-38-2	
Barium	**0.063**	mg/L	0.050	0.0067	10	03/01/22 10:05	03/04/22 19:18	7440-39-3	
Beryllium	**0.00010J**	mg/L	0.00050	0.000054	1	03/01/22 10:05	03/02/22 19:42	7440-41-7	
Boron	**17.5**	mg/L	0.40	0.086	10	03/01/22 10:05	03/04/22 19:18	7440-42-8	
Cadmium	**0.00021J**	mg/L	0.00050	0.00011	1	03/01/22 10:05	03/02/22 19:42	7440-43-9	
Chromium	ND	mg/L	0.0050	0.0011	1	03/01/22 10:05	03/02/22 19:42	7440-47-3	
Cobalt	**0.027**	mg/L	0.0050	0.00039	1	03/01/22 10:05	03/02/22 19:42	7440-48-4	
Lead	ND	mg/L	0.0010	0.00089	1	03/01/22 10:05	03/02/22 19:42	7439-92-1	
Lithium	**0.031J**	mg/L	0.30	0.0073	10	03/01/22 10:05	03/04/22 19:18	7439-93-2	D3
Molybdenum	**0.036J**	mg/L	0.10	0.0074	10	03/01/22 10:05	03/04/22 19:18	7439-98-7	D3
Selenium	ND	mg/L	0.0050	0.0014	1	03/01/22 10:05	03/02/22 19:42	7782-49-2	
Thallium	**0.0011**	mg/L	0.0010	0.00018	1	03/01/22 10:05	03/02/22 19:42	7440-28-0	
7470 Mercury	Analytical Method: EPA 7470A Preparation Method: EPA 7470A Pace Analytical Services - Peachtree Corners, GA								
Mercury	ND	mg/L	0.00020	0.00013	1	03/03/22 08:15	03/03/22 12:21	7439-97-6	
2540C Total Dissolved Solids	Analytical Method: SM 2540C-2015 Pace Analytical Services - Peachtree Corners, GA								
Total Dissolved Solids	**3440**	mg/L	100	100	1		02/21/22 13:05		
300.0 IC Anions 28 Days	Analytical Method: EPA 300.0 Rev 2.1 1993 Pace Analytical Services - Asheville								
Chloride	**726**	mg/L	18.0	10.8	18		02/25/22 18:31	16887-00-6	M1
Fluoride	**0.22**	mg/L	0.10	0.050	1		02/25/22 04:48	16984-48-8	M1
Sulfate	**694**	mg/L	18.0	9.0	18		02/25/22 18:31	14808-79-8	M1

This report shall not be reproduced, except in full,
without the written consent of Pace Analytical Services, LLC.

Pace Analytical Services, LLC
110 Technology Parkway
Peachtree Corners, GA 30092
(770)734-4200

ANALYTICAL RESULTS

Project: BOWEN AP-Revised Report
Pace Project No.: 92587881

Sample: FB-5 **Lab ID: 92587881050** Collected: 02/15/22 16:00 Received: 02/18/22 12:40 Matrix: Water

Parameters	Results	Units	Report Limit	MDL	DF	Prepared	Analyzed	CAS No.	Qual
6010D ATL ICP	Analytical Method: EPA 6010D Preparation Method: EPA 3010A Pace Analytical Services - Peachtree Corners, GA								
Calcium	ND	mg/L	1.0	0.12	1	03/02/22 10:02	03/03/22 04:55	7440-70-2	
6020 MET ICPMS	Analytical Method: EPA 6020B Preparation Method: EPA 3005A Pace Analytical Services - Peachtree Corners, GA								
Antimony	ND	mg/L	0.0030	0.00078	1	03/01/22 10:05	03/04/22 19:24	7440-36-0	
Arsenic	**0.0023J**	mg/L	0.0050	0.0011	1	03/01/22 10:05	03/02/22 19:54	7440-38-2	
Barium	ND	mg/L	0.0050	0.00067	1	03/01/22 10:05	03/04/22 19:24	7440-39-3	
Beryllium	ND	mg/L	0.00050	0.000054	1	03/01/22 10:05	03/02/22 19:54	7440-41-7	
Boron	**0.0097J**	mg/L	0.040	0.0086	1	03/01/22 10:05	03/04/22 19:24	7440-42-8	
Cadmium	ND	mg/L	0.00050	0.00011	1	03/01/22 10:05	03/02/22 19:54	7440-43-9	
Chromium	ND	mg/L	0.0050	0.0011	1	03/01/22 10:05	03/02/22 19:54	7440-47-3	
Cobalt	ND	mg/L	0.0050	0.00039	1	03/01/22 10:05	03/02/22 19:54	7440-48-4	
Lead	ND	mg/L	0.0010	0.00089	1	03/01/22 10:05	03/02/22 19:54	7439-92-1	
Lithium	ND	mg/L	0.030	0.00073	1	03/01/22 10:05	03/04/22 19:24	7439-93-2	
Molybdenum	ND	mg/L	0.010	0.00074	1	03/01/22 10:05	03/04/22 19:24	7439-98-7	
Selenium	ND	mg/L	0.0050	0.0014	1	03/01/22 10:05	03/02/22 19:54	7782-49-2	
Thallium	ND	mg/L	0.0010	0.00018	1	03/01/22 10:05	03/02/22 19:54	7440-28-0	
7470 Mercury	Analytical Method: EPA 7470A Preparation Method: EPA 7470A Pace Analytical Services - Peachtree Corners, GA								
Mercury	ND	mg/L	0.00020	0.00013	1	03/03/22 08:15	03/03/22 12:24	7439-97-6	
2540C Total Dissolved Solids	Analytical Method: SM 2540C-2015 Pace Analytical Services - Peachtree Corners, GA								
Total Dissolved Solids	ND	mg/L	10.0	10.0	1		02/21/22 13:05		
300.0 IC Anions 28 Days	Analytical Method: EPA 300.0 Rev 2.1 1993 Pace Analytical Services - Asheville								
Chloride	ND	mg/L	1.0	0.60	1		02/25/22 05:58	16887-00-6	
Fluoride	ND	mg/L	0.10	0.050	1		02/25/22 05:58	16984-48-8	
Sulfate	ND	mg/L	1.0	0.50	1		02/25/22 05:58	14808-79-8	

This report shall not be reproduced, except in full,
without the written consent of Pace Analytical Services, LLC.

Pace Analytical Services, LLC
110 Technology Parkway
Peachtree Corners, GA 30092
(770)734-4200

ANALYTICAL RESULTS

Project: BOWEN AP-Revised Report
Pace Project No.: 92587881

Sample: EB-2 **Lab ID: 92587881051** Collected: 02/15/22 16:10 Received: 02/18/22 12:40 Matrix: Water

Parameters	Results	Units	Report Limit	MDL	DF	Prepared	Analyzed	CAS No.	Qual
6010D ATL ICP	Analytical Method: EPA 6010D Preparation Method: EPA 3010A Pace Analytical Services - Peachtree Corners, GA								
Calcium	ND	mg/L	1.0	0.12	1	03/02/22 10:02	03/03/22 05:00	7440-70-2	
6020 MET ICPMS	Analytical Method: EPA 6020B Preparation Method: EPA 3005A Pace Analytical Services - Peachtree Corners, GA								
Antimony	ND	mg/L	0.0030	0.00078	1	03/02/22 10:18	03/02/22 19:27	7440-36-0	
Arsenic	ND	mg/L	0.0050	0.0011	1	03/02/22 10:18	03/02/22 19:27	7440-38-2	
Barium	ND	mg/L	0.0050	0.00067	1	03/02/22 10:18	03/02/22 19:27	7440-39-3	
Beryllium	ND	mg/L	0.00050	0.000054	1	03/02/22 10:18	03/02/22 19:27	7440-41-7	
Boron	ND	mg/L	0.040	0.0086	1	03/02/22 10:18	03/02/22 19:27	7440-42-8	
Cadmium	ND	mg/L	0.00050	0.00011	1	03/02/22 10:18	03/02/22 19:27	7440-43-9	
Chromium	ND	mg/L	0.0050	0.0011	1	03/02/22 10:18	03/02/22 19:27	7440-47-3	
Cobalt	ND	mg/L	0.0050	0.00039	1	03/02/22 10:18	03/02/22 19:27	7440-48-4	
Lead	ND	mg/L	0.0010	0.00089	1	03/02/22 10:18	03/02/22 19:27	7439-92-1	
Lithium	ND	mg/L	0.030	0.00073	1	03/02/22 10:18	03/02/22 19:27	7439-93-2	
Molybdenum	ND	mg/L	0.010	0.00074	1	03/02/22 10:18	03/02/22 19:27	7439-98-7	
Selenium	ND	mg/L	0.0050	0.0014	1	03/02/22 10:18	03/02/22 19:27	7782-49-2	
Thallium	ND	mg/L	0.0010	0.00018	1	03/02/22 10:18	03/02/22 19:27	7440-28-0	
7470 Mercury	Analytical Method: EPA 7470A Preparation Method: EPA 7470A Pace Analytical Services - Peachtree Corners, GA								
Mercury	ND	mg/L	0.00020	0.00013	1	03/03/22 08:15	03/03/22 12:26	7439-97-6	
2540C Total Dissolved Solids	Analytical Method: SM 2540C-2015 Pace Analytical Services - Peachtree Corners, GA								
Total Dissolved Solids	**12.0**	mg/L	10.0	10.0	1		02/21/22 13:05		
300.0 IC Anions 28 Days	Analytical Method: EPA 300.0 Rev 2.1 1993 Pace Analytical Services - Asheville								
Chloride	ND	mg/L	1.0	0.60	1		02/25/22 06:12	16887-00-6	
Fluoride	ND	mg/L	0.10	0.050	1		02/25/22 06:12	16984-48-8	
Sulfate	ND	mg/L	1.0	0.50	1		02/25/22 06:12	14808-79-8	

This report shall not be reproduced, except in full,
without the written consent of Pace Analytical Services, LLC.

Pace Analytical Services, LLC
110 Technology Parkway
Peachtree Corners, GA 30092
(770)734-4200

ANALYTICAL RESULTS

Project: BOWEN AP-Revised Report
Pace Project No.: 92587881

Sample: FB-6 **Lab ID: 92587881052** Collected: 02/16/22 14:55 Received: 02/18/22 12:40 Matrix: Water

Parameters	Results	Units	Report Limit	MDL	DF	Prepared	Analyzed	CAS No.	Qual
6010D ATL ICP	Analytical Method: EPA 6010D Preparation Method: EPA 3010A Pace Analytical Services - Peachtree Corners, GA								
Calcium	ND	mg/L	1.0	0.12	1	03/02/22 10:02	03/03/22 05:14	7440-70-2	
6020 MET ICPMS	Analytical Method: EPA 6020B Preparation Method: EPA 3005A Pace Analytical Services - Peachtree Corners, GA								
Antimony	ND	mg/L	0.0030	0.00078	1	03/02/22 10:18	03/02/22 19:33	7440-36-0	
Arsenic	ND	mg/L	0.0050	0.0011	1	03/02/22 10:18	03/02/22 19:33	7440-38-2	
Barium	ND	mg/L	0.0050	0.00067	1	03/02/22 10:18	03/02/22 19:33	7440-39-3	
Beryllium	ND	mg/L	0.00050	0.000054	1	03/02/22 10:18	03/02/22 19:33	7440-41-7	
Boron	ND	mg/L	0.040	0.0086	1	03/02/22 10:18	03/02/22 19:33	7440-42-8	
Cadmium	ND	mg/L	0.00050	0.00011	1	03/02/22 10:18	03/02/22 19:33	7440-43-9	
Chromium	ND	mg/L	0.0050	0.0011	1	03/02/22 10:18	03/02/22 19:33	7440-47-3	
Cobalt	ND	mg/L	0.0050	0.00039	1	03/02/22 10:18	03/02/22 19:33	7440-48-4	
Lead	ND	mg/L	0.0010	0.00089	1	03/02/22 10:18	03/02/22 19:33	7439-92-1	
Lithium	ND	mg/L	0.030	0.00073	1	03/02/22 10:18	03/02/22 19:33	7439-93-2	
Molybdenum	ND	mg/L	0.010	0.00074	1	03/02/22 10:18	03/02/22 19:33	7439-98-7	
Selenium	ND	mg/L	0.0050	0.0014	1	03/02/22 10:18	03/02/22 19:33	7782-49-2	
Thallium	ND	mg/L	0.0010	0.00018	1	03/02/22 10:18	03/02/22 19:33	7440-28-0	
7470 Mercury	Analytical Method: EPA 7470A Preparation Method: EPA 7470A Pace Analytical Services - Peachtree Corners, GA								
Mercury	ND	mg/L	0.00020	0.00013	1	03/03/22 08:15	03/03/22 12:29	7439-97-6	
2540C Total Dissolved Solids	Analytical Method: SM 2540C-2015 Pace Analytical Services - Peachtree Corners, GA								
Total Dissolved Solids	ND	mg/L	10.0	10.0	1		02/21/22 13:07		
300.0 IC Anions 28 Days	Analytical Method: EPA 300.0 Rev 2.1 1993 Pace Analytical Services - Asheville								
Chloride	ND	mg/L	1.0	0.60	1		02/25/22 06:26	16887-00-6	
Fluoride	ND	mg/L	0.10	0.050	1		02/25/22 06:26	16984-48-8	
Sulfate	ND	mg/L	1.0	0.50	1		02/25/22 06:26	14808-79-8	

This report shall not be reproduced, except in full,
without the written consent of Pace Analytical Services, LLC.

Pace Analytical Services, LLC
110 Technology Parkway
Peachtree Corners, GA 30092
(770)734-4200

ANALYTICAL RESULTS

Project: BOWEN AP-Revised Report
Pace Project No.: 92587881

Sample: EB-3 **Lab ID: 92587881053** Collected: 02/16/22 15:10 Received: 02/18/22 12:40 Matrix: Water

Parameters	Results	Units	Report Limit	MDL	DF	Prepared	Analyzed	CAS No.	Qual
6010D ATL ICP	Analytical Method: EPA 6010D Preparation Method: EPA 3010A Pace Analytical Services - Peachtree Corners, GA								
Calcium	ND	mg/L	1.0	0.12	1	03/02/22 10:02	03/03/22 05:19	7440-70-2	
6020 MET ICPMS	Analytical Method: EPA 6020B Preparation Method: EPA 3005A Pace Analytical Services - Peachtree Corners, GA								
Antimony	ND	mg/L	0.0030	0.00078	1	03/02/22 10:18	03/02/22 19:39	7440-36-0	
Arsenic	ND	mg/L	0.0050	0.0011	1	03/02/22 10:18	03/02/22 19:39	7440-38-2	
Barium	ND	mg/L	0.0050	0.00067	1	03/02/22 10:18	03/02/22 19:39	7440-39-3	
Beryllium	ND	mg/L	0.00050	0.000054	1	03/02/22 10:18	03/02/22 19:39	7440-41-7	
Boron	ND	mg/L	0.040	0.0086	1	03/02/22 10:18	03/02/22 19:39	7440-42-8	
Cadmium	ND	mg/L	0.00050	0.00011	1	03/02/22 10:18	03/02/22 19:39	7440-43-9	
Chromium	ND	mg/L	0.0050	0.0011	1	03/02/22 10:18	03/02/22 19:39	7440-47-3	
Cobalt	ND	mg/L	0.0050	0.00039	1	03/02/22 10:18	03/02/22 19:39	7440-48-4	
Lead	ND	mg/L	0.0010	0.00089	1	03/02/22 10:18	03/02/22 19:39	7439-92-1	
Lithium	ND	mg/L	0.030	0.00073	1	03/02/22 10:18	03/02/22 19:39	7439-93-2	
Molybdenum	ND	mg/L	0.010	0.00074	1	03/02/22 10:18	03/02/22 19:39	7439-98-7	
Selenium	ND	mg/L	0.0050	0.0014	1	03/02/22 10:18	03/02/22 19:39	7782-49-2	
Thallium	ND	mg/L	0.0010	0.00018	1	03/02/22 10:18	03/02/22 19:39	7440-28-0	
7470 Mercury	Analytical Method: EPA 7470A Preparation Method: EPA 7470A Pace Analytical Services - Peachtree Corners, GA								
Mercury	ND	mg/L	0.00020	0.00013	1	03/03/22 08:15	03/03/22 12:32	7439-97-6	
2540C Total Dissolved Solids	Analytical Method: SM 2540C-2015 Pace Analytical Services - Peachtree Corners, GA								
Total Dissolved Solids	ND	mg/L	10.0	10.0	1		02/23/22 16:00		
300.0 IC Anions 28 Days	Analytical Method: EPA 300.0 Rev 2.1 1993 Pace Analytical Services - Asheville								
Chloride	ND	mg/L	1.0	0.60	1		02/25/22 06:40	16887-00-6	
Fluoride	ND	mg/L	0.10	0.050	1		02/25/22 06:40	16984-48-8	
Sulfate	ND	mg/L	1.0	0.50	1		02/25/22 06:40	14808-79-8	

This report shall not be reproduced, except in full,
without the written consent of Pace Analytical Services, LLC.

Pace Analytical Services, LLC
110 Technology Parkway
Peachtree Corners, GA 30092
(770)734-4200

ANALYTICAL RESULTS

Project: BOWEN AP-Revised Report
Pace Project No.: 92587881

Sample: FB-7 **Lab ID: 92587881054** Collected: 02/17/22 13:20 Received: 02/18/22 12:40 Matrix: Water

Parameters	Results	Units	Report Limit	MDL	DF	Prepared	Analyzed	CAS No.	Qual
6010D ATL ICP	Analytical Method: EPA 6010D Preparation Method: EPA 3010A Pace Analytical Services - Peachtree Corners, GA								
Calcium	ND	mg/L	1.0	0.12	1	03/02/22 10:02	03/03/22 05:24	7440-70-2	
6020 MET ICPMS	Analytical Method: EPA 6020B Preparation Method: EPA 3005A Pace Analytical Services - Peachtree Corners, GA								
Antimony	ND	mg/L	0.0030	0.00078	1	03/02/22 10:18	03/02/22 19:45	7440-36-0	
Arsenic	ND	mg/L	0.0050	0.0011	1	03/02/22 10:18	03/02/22 19:45	7440-38-2	
Barium	ND	mg/L	0.0050	0.00067	1	03/02/22 10:18	03/02/22 19:45	7440-39-3	
Beryllium	ND	mg/L	0.00050	0.000054	1	03/02/22 10:18	03/02/22 19:45	7440-41-7	
Boron	ND	mg/L	0.040	0.0086	1	03/02/22 10:18	03/02/22 19:45	7440-42-8	
Cadmium	ND	mg/L	0.00050	0.00011	1	03/02/22 10:18	03/02/22 19:45	7440-43-9	
Chromium	ND	mg/L	0.0050	0.0011	1	03/02/22 10:18	03/02/22 19:45	7440-47-3	
Cobalt	ND	mg/L	0.0050	0.00039	1	03/02/22 10:18	03/02/22 19:45	7440-48-4	
Lead	ND	mg/L	0.0010	0.00089	1	03/02/22 10:18	03/02/22 19:45	7439-92-1	
Lithium	ND	mg/L	0.030	0.00073	1	03/02/22 10:18	03/02/22 19:45	7439-93-2	
Molybdenum	ND	mg/L	0.010	0.00074	1	03/02/22 10:18	03/02/22 19:45	7439-98-7	
Selenium	ND	mg/L	0.0050	0.0014	1	03/02/22 10:18	03/02/22 19:45	7782-49-2	
Thallium	ND	mg/L	0.0010	0.00018	1	03/02/22 10:18	03/02/22 19:45	7440-28-0	
7470 Mercury	Analytical Method: EPA 7470A Preparation Method: EPA 7470A Pace Analytical Services - Peachtree Corners, GA								
Mercury	ND	mg/L	0.00020	0.00013	1	03/03/22 08:15	03/03/22 12:34	7439-97-6	
2540C Total Dissolved Solids	Analytical Method: SM 2540C-2015 Pace Analytical Services - Peachtree Corners, GA								
Total Dissolved Solids	ND	mg/L	10.0	10.0	1		02/23/22 16:02		
300.0 IC Anions 28 Days	Analytical Method: EPA 300.0 Rev 2.1 1993 Pace Analytical Services - Asheville								
Chloride	ND	mg/L	1.0	0.60	1		02/25/22 06:54	16887-00-6	
Fluoride	ND	mg/L	0.10	0.050	1		02/25/22 06:54	16984-48-8	
Sulfate	ND	mg/L	1.0	0.50	1		02/25/22 06:54	14808-79-8	

This report shall not be reproduced, except in full,
without the written consent of Pace Analytical Services, LLC.

Pace Analytical Services, LLC
110 Technology Parkway
Peachtree Corners, GA 30092
(770)734-4200

ANALYTICAL RESULTS

Project: BOWEN AP-Revised Report
Pace Project No.: 92587881

Sample: EB-4 **Lab ID: 92587881055** Collected: 02/17/22 13:30 Received: 02/18/22 12:40 Matrix: Water

Parameters	Results	Units	Report Limit	MDL	DF	Prepared	Analyzed	CAS No.	Qual
6010D ATL ICP	Analytical Method: EPA 6010D Preparation Method: EPA 3010A Pace Analytical Services - Peachtree Corners, GA								
Calcium	ND	mg/L	1.0	0.12	1	03/02/22 10:02	03/03/22 05:29	7440-70-2	
6020 MET ICPMS	Analytical Method: EPA 6020B Preparation Method: EPA 3005A Pace Analytical Services - Peachtree Corners, GA								
Antimony	ND	mg/L	0.0030	0.00078	1	03/02/22 10:18	03/02/22 19:51	7440-36-0	
Arsenic	ND	mg/L	0.0050	0.0011	1	03/02/22 10:18	03/02/22 19:51	7440-38-2	
Barium	ND	mg/L	0.0050	0.00067	1	03/02/22 10:18	03/02/22 19:51	7440-39-3	
Beryllium	ND	mg/L	0.00050	0.000054	1	03/02/22 10:18	03/02/22 19:51	7440-41-7	
Boron	ND	mg/L	0.040	0.0086	1	03/02/22 10:18	03/02/22 19:51	7440-42-8	
Cadmium	ND	mg/L	0.00050	0.00011	1	03/02/22 10:18	03/02/22 19:51	7440-43-9	
Chromium	ND	mg/L	0.0050	0.0011	1	03/02/22 10:18	03/02/22 19:51	7440-47-3	
Cobalt	ND	mg/L	0.0050	0.00039	1	03/02/22 10:18	03/02/22 19:51	7440-48-4	
Lead	ND	mg/L	0.0010	0.00089	1	03/02/22 10:18	03/02/22 19:51	7439-92-1	
Lithium	ND	mg/L	0.030	0.00073	1	03/02/22 10:18	03/02/22 19:51	7439-93-2	
Molybdenum	ND	mg/L	0.010	0.00074	1	03/02/22 10:18	03/02/22 19:51	7439-98-7	
Selenium	ND	mg/L	0.0050	0.0014	1	03/02/22 10:18	03/02/22 19:51	7782-49-2	
Thallium	ND	mg/L	0.0010	0.00018	1	03/02/22 10:18	03/02/22 19:51	7440-28-0	
7470 Mercury	Analytical Method: EPA 7470A Preparation Method: EPA 7470A Pace Analytical Services - Peachtree Corners, GA								
Mercury	ND	mg/L	0.00020	0.00013	1	03/03/22 08:15	03/03/22 12:37	7439-97-6	
2540C Total Dissolved Solids	Analytical Method: SM 2540C-2015 Pace Analytical Services - Peachtree Corners, GA								
Total Dissolved Solids	ND	mg/L	10.0	10.0	1		02/23/22 16:02		
300.0 IC Anions 28 Days	Analytical Method: EPA 300.0 Rev 2.1 1993 Pace Analytical Services - Asheville								
Chloride	ND	mg/L	1.0	0.60	1		02/25/22 07:08	16887-00-6	
Fluoride	ND	mg/L	0.10	0.050	1		02/25/22 07:08	16984-48-8	
Sulfate	ND	mg/L	1.0	0.50	1		02/25/22 07:08	14808-79-8	

This report shall not be reproduced, except in full,
without the written consent of Pace Analytical Services, LLC.

Pace Analytical Services, LLC
110 Technology Parkway
Peachtree Corners, GA 30092
(770)734-4200

QUALITY CONTROL DATA

Project: BOWEN AP-Revised Report
Pace Project No.: 92587881

QC Batch: 680899
QC Batch Method: EPA 3010A
Analysis Method: EPA 6010D
Analysis Description: 6010D ATL
Laboratory: Pace Analytical Services - Peachtree Corners, GA
Associated Lab Samples: 92587881001, 92587881002, 92587881003, 92587881004, 92587881005, 92587881006, 92587881007, 92587881008

METHOD BLANK: 3562225
Matrix: Water
Associated Lab Samples: 92587881001, 92587881002, 92587881003, 92587881004, 92587881005, 92587881006, 92587881007, 92587881008

Parameter	Units	Blank Result	Reporting Limit	MDL	Analyzed	Qualifiers
Calcium	mg/L	ND	1.0	0.12	03/01/22 00:25	

LABORATORY CONTROL SAMPLE: 3562226

Parameter	Units	Spike Conc.	LCS Result	LCS % Rec	% Rec Limits	Qualifiers
Calcium	mg/L	1	1.0	102	80-120	

MATRIX SPIKE & MATRIX SPIKE DUPLICATE: 3562227 3562228

Parameter	Units	92587322013 Result	MS Spike Conc.	MSD Spike Conc.	MS Result	MSD Result	MS % Rec	MSD % Rec	% Rec Limits	RPD	Max RPD	Qual
Calcium	mg/L	167	1	1	164	165	-228	-156	75-125	0	20	M1

Results presented on this page are in the units indicated by the "Units" column except where an alternate unit is presented to the right of the result.

REPORT OF LABORATORY ANALYSIS

This report shall not be reproduced, except in full,
without the written consent of Pace Analytical Services, LLC.

Pace Analytical Services, LLC
110 Technology Parkway
Peachtree Corners, GA 30092
(770)734-4200

QUALITY CONTROL DATA

Project: BOWEN AP-Revised Report
Pace Project No.: 92587881

QC Batch: 681370
QC Batch Method: EPA 3010A
Analysis Method: EPA 6010D
Analysis Description: 6010D ATL
Laboratory: Pace Analytical Services - Peachtree Corners, GA

Associated Lab Samples: 92587881009, 92587881010, 92587881011, 92587881012, 92587881013, 92587881014, 92587881015, 92587881016, 92587881017, 92587881018, 92587881019, 92587881020, 92587881021, 92587881022, 92587881023, 92587881024, 92587881025, 92587881026, 92587881027, 92587881028

METHOD BLANK: 3564665
Matrix: Water

Associated Lab Samples: 92587881009, 92587881010, 92587881011, 92587881012, 92587881013, 92587881014, 92587881015, 92587881016, 92587881017, 92587881018, 92587881019, 92587881020, 92587881021, 92587881022, 92587881023, 92587881024, 92587881025, 92587881026, 92587881027, 92587881028

Parameter	Units	Blank Result	Reporting Limit	MDL	Analyzed	Qualifiers
Calcium	mg/L	ND	1.0	0.12	03/02/22 15:44	

LABORATORY CONTROL SAMPLE: 3564666

Parameter	Units	Spike Conc.	LCS Result	LCS % Rec	% Rec Limits	Qualifiers
Calcium	mg/L	1	1.0	100	80-120	

MATRIX SPIKE & MATRIX SPIKE DUPLICATE: 3564667 3564668

Parameter	Units	92587881009 Result	MS Spike Conc.	MSD Spike Conc.	MS Result	MSD Result	MS % Rec	MSD % Rec	% Rec Limits	RPD	Max RPD	Qual
Calcium	mg/L	49.1	1	1	52.9	52.4	374	324	75-125	1	20	M1

Results presented on this page are in the units indicated by the "Units" column except where an alternate unit is presented to the right of the result.

REPORT OF LABORATORY ANALYSIS

This report shall not be reproduced, except in full,
without the written consent of Pace Analytical Services, LLC.

Pace Analytical Services, LLC
110 Technology Parkway
Peachtree Corners, GA 30092
(770)734-4200

QUALITY CONTROL DATA

Project: BOWEN AP-Revised Report
Pace Project No.: 92587881

QC Batch: 681555
QC Batch Method: EPA 3010A
Analysis Method: EPA 6010D
Analysis Description: 6010D ATL
Laboratory: Pace Analytical Services - Peachtree Corners, GA

Associated Lab Samples: 92587881029, 92587881030, 92587881031, 92587881032, 92587881033, 92587881034, 92587881035, 92587881036, 92587881037, 92587881038, 92587881039, 92587881040, 92587881041, 92587881042, 92587881043, 92587881044, 92587881045, 92587881046, 92587881047, 92587881048

METHOD BLANK: 3565309
Matrix: Water

Associated Lab Samples: 92587881029, 92587881030, 92587881031, 92587881032, 92587881033, 92587881034, 92587881035, 92587881036, 92587881037, 92587881038, 92587881039, 92587881040, 92587881041, 92587881042, 92587881043, 92587881044, 92587881045, 92587881046, 92587881047, 92587881048

Parameter	Units	Blank Result	Reporting Limit	MDL	Analyzed	Qualifiers
Calcium	mg/L	ND	1.0	0.12	03/02/22 22:29	

LABORATORY CONTROL SAMPLE: 3565310

Parameter	Units	Spike Conc.	LCS Result	LCS % Rec	% Rec Limits	Qualifiers
Calcium	mg/L	1	1.1	107	80-120	

MATRIX SPIKE & MATRIX SPIKE DUPLICATE: 3565311 3565312

Parameter	Units	92587881029 Result	MS Spike Conc.	MSD Spike Conc.	MS Result	MSD Result	MS % Rec	MSD % Rec	% Rec Limits	RPD	Max RPD	Qual
Calcium	mg/L	47.5	1	1	52.4	51.1	484	352	75-125	3	20	M1

Results presented on this page are in the units indicated by the "Units" column except where an alternate unit is presented to the right of the result.

REPORT OF LABORATORY ANALYSIS

This report shall not be reproduced, except in full,
without the written consent of Pace Analytical Services, LLC.

Pace Analytical Services, LLC
110 Technology Parkway
Peachtree Corners, GA 30092
(770)734-4200

QUALITY CONTROL DATA

Project: BOWEN AP-Revised Report
Pace Project No.: 92587881

QC Batch: 681852
QC Batch Method: EPA 3010A
Analysis Method: EPA 6010D
Analysis Description: 6010D ATL
Laboratory: Pace Analytical Services - Peachtree Corners, GA
Associated Lab Samples: 92587881049, 92587881050, 92587881051, 92587881052, 92587881053, 92587881054, 92587881055

METHOD BLANK: 3566535
Matrix: Water
Associated Lab Samples: 92587881049, 92587881050, 92587881051, 92587881052, 92587881053, 92587881054, 92587881055

Parameter	Units	Blank Result	Reporting Limit	MDL	Analyzed	Qualifiers
Calcium	mg/L	ND	1.0	0.12	03/03/22 04:21	

LABORATORY CONTROL SAMPLE: 3566536

Parameter	Units	Spike Conc.	LCS Result	LCS % Rec	% Rec Limits	Qualifiers
Calcium	mg/L	1	0.98J	98	80-120	

MATRIX SPIKE & MATRIX SPIKE DUPLICATE: 3566537 3566538

Parameter	Units	92587881049 Result	MS Spike Conc.	MSD Spike Conc.	MS Result	MSD Result	MS % Rec	MSD % Rec	% Rec Limits	RPD	Max RPD	Qual
Calcium	mg/L	700	1	1	696	668	-394	-3200	75-125	4	20	M1

Results presented on this page are in the units indicated by the "Units" column except where an alternate unit is presented to the right of the result.

REPORT OF LABORATORY ANALYSIS

This report shall not be reproduced, except in full,
without the written consent of Pace Analytical Services, LLC.

Pace Analytical Services, LLC
110 Technology Parkway
Peachtree Corners, GA 30092
(770)734-4200

QUALITY CONTROL DATA

Project: BOWEN AP-Revised Report
Pace Project No.: 92587881

QC Batch: 680871
QC Batch Method: EPA 3005A
Analysis Method: EPA 6020B
Analysis Description: 6020 MET
Laboratory: Pace Analytical Services - Peachtree Corners, GA
Associated Lab Samples: 92587881001, 92587881002, 92587881003, 92587881004, 92587881005, 92587881006, 92587881007, 92587881008, 92587881009, 92587881010

METHOD BLANK: 3562117
Matrix: Water
Associated Lab Samples: 92587881001, 92587881002, 92587881003, 92587881004, 92587881005, 92587881006, 92587881007, 92587881008, 92587881009, 92587881010

Parameter	Units	Blank Result	Reporting Limit	MDL	Analyzed	Qualifiers
Antimony	mg/L	ND	0.0030	0.00078	02/25/22 20:37	
Arsenic	mg/L	ND	0.0050	0.0011	02/25/22 20:37	
Barium	mg/L	ND	0.0050	0.00067	02/25/22 20:37	
Beryllium	mg/L	ND	0.00050	0.000054	02/25/22 20:37	
Boron	mg/L	ND	0.040	0.0086	02/25/22 20:37	
Cadmium	mg/L	ND	0.00050	0.00011	02/25/22 20:37	
Chromium	mg/L	ND	0.0050	0.0011	02/25/22 20:37	
Cobalt	mg/L	ND	0.0050	0.00039	02/25/22 20:37	
Lead	mg/L	ND	0.0010	0.00089	02/25/22 20:37	
Lithium	mg/L	ND	0.030	0.00073	02/25/22 20:37	
Molybdenum	mg/L	ND	0.010	0.00074	02/25/22 20:37	
Selenium	mg/L	ND	0.0050	0.0014	02/25/22 20:37	
Thallium	mg/L	ND	0.0010	0.00018	02/25/22 20:37	

LABORATORY CONTROL SAMPLE: 3562118

Parameter	Units	Spike Conc.	LCS Result	LCS % Rec	% Rec Limits	Qualifiers
Antimony	mg/L	0.1	0.10	104	80-120	
Arsenic	mg/L	0.1	0.098	98	80-120	
Barium	mg/L	0.1	0.10	100	80-120	
Beryllium	mg/L	0.1	0.11	109	80-120	
Boron	mg/L	1	1.1	112	80-120	
Cadmium	mg/L	0.1	0.099	99	80-120	
Chromium	mg/L	0.1	0.099	99	80-120	
Cobalt	mg/L	0.1	0.096	96	80-120	
Lead	mg/L	0.1	0.095	95	80-120	
Lithium	mg/L	0.1	0.11	115	80-120	
Molybdenum	mg/L	0.1	0.094	94	80-120	
Selenium	mg/L	0.1	0.097	97	80-120	
Thallium	mg/L	0.1	0.096	96	80-120	

MATRIX SPIKE & MATRIX SPIKE DUPLICATE: 3562119 3562120

Parameter	Units	92587322014 Result	MS Spike Conc.	MSD Spike Conc.	MS Result	MSD Result	MS % Rec	MSD % Rec	% Rec Limits	RPD	Max RPD	Qual
Antimony	mg/L	ND	0.1	0.1	0.10	0.11	104	106	75-125	2	20	

Results presented on this page are in the units indicated by the "Units" column except where an alternate unit is presented to the right of the result.

REPORT OF LABORATORY ANALYSIS

This report shall not be reproduced, except in full,
without the written consent of Pace Analytical Services, LLC.

Pace Analytical Services, LLC
110 Technology Parkway
Peachtree Corners, GA 30092
(770)734-4200

QUALITY CONTROL DATA

Project: BOWEN AP-Revised Report
Pace Project No.: 92587881

MATRIX SPIKE & MATRIX SPIKE DUPLICATE: 3562119 3562120

Parameter	Units	92587322014 Result	MS Spike Conc.	MSD Spike Conc.	MS Result	MSD Result	MS % Rec	MSD % Rec	% Rec Limits	RPD	Max RPD	Qual
Arsenic	mg/L	0.0046J	0.1	0.1	0.11	0.12	106	110	75-125	4	20	
Barium	mg/L	0.046	0.1	0.1	0.15	0.15	105	109	75-125	3	20	
Beryllium	mg/L	0.00011J	0.1	0.1	0.10	0.10	100	104	75-125	4	20	
Boron	mg/L	10.5	1	1	11.0	11.5	50	104	75-125	5	20	M1
Cadmium	mg/L	0.00024J	0.1	0.1	0.094	0.099	94	99	75-125	5	20	
Chromium	mg/L	ND	0.1	0.1	0.10	0.11	99	106	75-125	7	20	
Cobalt	mg/L	0.031	0.1	0.1	0.12	0.13	93	99	75-125	4	20	
Lead	mg/L	ND	0.1	0.1	0.085	0.087	85	87	75-125	3	20	
Lithium	mg/L	0.0010J	0.1	0.1	0.11	0.11	108	112	75-125	4	20	
Molybdenum	mg/L	ND	0.1	0.1	0.095	0.099	95	98	75-125	4	20	
Selenium	mg/L	ND	0.1	0.1	0.11	0.11	104	108	75-125	4	20	
Thallium	mg/L	ND	0.1	0.1	0.087	0.090	87	90	75-125	3	20	

Results presented on this page are in the units indicated by the "Units" column except where an alternate unit is presented to the right of the result.

This report shall not be reproduced, except in full,
without the written consent of Pace Analytical Services, LLC.

Pace Analytical Services, LLC
110 Technology Parkway
Peachtree Corners, GA 30092
(770)734-4200

QUALITY CONTROL DATA

Project: BOWEN AP-Revised Report
Pace Project No.: 92587881

QC Batch: 681369
QC Batch Method: EPA 3005A
Analysis Method: EPA 6020B
Analysis Description: 6020 MET
Laboratory: Pace Analytical Services - Peachtree Corners, GA

Associated Lab Samples: 92587881011, 92587881012, 92587881013, 92587881014, 92587881015, 92587881016, 92587881017, 92587881018, 92587881019, 92587881020, 92587881021, 92587881022, 92587881023, 92587881024, 92587881025, 92587881026, 92587881027, 92587881028, 92587881029, 92587881030

METHOD BLANK: 3564656
Matrix: Water

Associated Lab Samples: 92587881011, 92587881012, 92587881013, 92587881014, 92587881015, 92587881016, 92587881017, 92587881018, 92587881019, 92587881020, 92587881021, 92587881022, 92587881023, 92587881024, 92587881025, 92587881026, 92587881027, 92587881028, 92587881029, 92587881030

Parameter	Units	Blank Result	Reporting Limit	MDL	Analyzed	Qualifiers
Antimony	mg/L	ND	0.0030	0.00078	03/01/22 17:29	
Arsenic	mg/L	0.0012J	0.0050	0.0011	03/01/22 17:29	
Barium	mg/L	ND	0.0050	0.00067	03/01/22 17:29	
Beryllium	mg/L	ND	0.00050	0.000054	03/01/22 17:29	
Boron	mg/L	ND	0.040	0.0086	03/01/22 17:29	
Cadmium	mg/L	ND	0.00050	0.00011	03/01/22 17:29	
Chromium	mg/L	ND	0.0050	0.0011	03/01/22 17:29	
Cobalt	mg/L	ND	0.0050	0.00039	03/01/22 17:29	
Lead	mg/L	ND	0.0010	0.00089	03/01/22 17:29	
Lithium	mg/L	ND	0.030	0.00073	03/01/22 17:29	
Molybdenum	mg/L	ND	0.010	0.00074	03/01/22 17:29	
Selenium	mg/L	ND	0.0050	0.0014	03/01/22 17:29	
Thallium	mg/L	ND	0.0010	0.00018	03/01/22 17:29	

LABORATORY CONTROL SAMPLE: 3564657

Parameter	Units	Spike Conc.	LCS Result	LCS % Rec	% Rec Limits	Qualifiers
Antimony	mg/L	0.1	0.10	101	80-120	
Arsenic	mg/L	0.1	0.098	98	80-120	
Barium	mg/L	0.1	0.098	98	80-120	
Beryllium	mg/L	0.1	0.098	98	80-120	
Boron	mg/L	1	0.98	98	80-120	
Cadmium	mg/L	0.1	0.10	101	80-120	
Chromium	mg/L	0.1	0.095	95	80-120	
Cobalt	mg/L	0.1	0.098	98	80-120	
Lead	mg/L	0.1	0.096	96	80-120	
Lithium	mg/L	0.1	0.099	99	80-120	
Molybdenum	mg/L	0.1	0.099	99	80-120	
Selenium	mg/L	0.1	0.093	93	80-120	
Thallium	mg/L	0.1	0.094	94	80-120	

Results presented on this page are in the units indicated by the "Units" column except where an alternate unit is presented to the right of the result.

This report shall not be reproduced, except in full,
without the written consent of Pace Analytical Services, LLC.

Pace Analytical Services, LLC
110 Technology Parkway
Peachtree Corners, GA 30092
(770)734-4200

QUALITY CONTROL DATA

Project: BOWEN AP-Revised Report
Pace Project No.: 92587881

MATRIX SPIKE & MATRIX SPIKE DUPLICATE: 3564658 3564659

Parameter	Units	92587881014 Result	MS Spike Conc.	MSD Spike Conc.	MS Result	MSD Result	MS % Rec	MSD % Rec	% Rec Limits	RPD	Max RPD	Qual
Antimony	mg/L	ND	0.1	0.1	0.10	0.11	102	106	75-125	4	20	
Arsenic	mg/L	0.0022J	0.1	0.1	0.10	0.10	102	103	75-125	0	20	
Barium	mg/L	0.029	0.1	0.1	0.12	0.13	95	102	75-125	5	20	
Beryllium	mg/L	ND	0.1	0.1	0.091	0.094	91	94	75-125	2	20	
Boron	mg/L	1.2	1	1	2.0	2.1	88	94	75-125	3	20	
Cadmium	mg/L	ND	0.1	0.1	0.10	0.10	100	102	75-125	1	20	
Chromium	mg/L	ND	0.1	0.1	0.10	0.10	102	102	75-125	0	20	
Cobalt	mg/L	0.00068J	0.1	0.1	0.10	0.099	99	98	75-125	2	20	
Lead	mg/L	ND	0.1	0.1	0.094	0.095	94	95	75-125	1	20	
Lithium	mg/L	0.0074J	0.1	0.1	0.10	0.11	96	99	75-125	2	20	
Molybdenum	mg/L	0.0088J	0.1	0.1	0.11	0.11	101	102	75-125	1	20	
Selenium	mg/L	ND	0.1	0.1	0.098	0.098	98	98	75-125	0	20	
Thallium	mg/L	0.00030J	0.1	0.1	0.094	0.093	94	93	75-125	1	20	

Results presented on this page are in the units indicated by the "Units" column except where an alternate unit is presented to the right of the result.

This report shall not be reproduced, except in full,
without the written consent of Pace Analytical Services, LLC.

Pace Analytical Services, LLC
110 Technology Parkway
Peachtree Corners, GA 30092
(770)734-4200

QUALITY CONTROL DATA

Project: BOWEN AP-Revised Report
Pace Project No.: 92587881

QC Batch: 681553
QC Batch Method: EPA 3005A
Analysis Method: EPA 6020B
Analysis Description: 6020 MET
Laboratory: Pace Analytical Services - Peachtree Corners, GA

Associated Lab Samples: 92587881031, 92587881032, 92587881033, 92587881034, 92587881035, 92587881036, 92587881037, 92587881038, 92587881039, 92587881040, 92587881041, 92587881042, 92587881043, 92587881044, 92587881045, 92587881046, 92587881047, 92587881048, 92587881049, 92587881050

METHOD BLANK: 3565300
Matrix: Water

Associated Lab Samples: 92587881031, 92587881032, 92587881033, 92587881034, 92587881035, 92587881036, 92587881037, 92587881038, 92587881039, 92587881040, 92587881041, 92587881042, 92587881043, 92587881044, 92587881045, 92587881046, 92587881047, 92587881048, 92587881049, 92587881050

Parameter	Units	Blank Result	Reporting Limit	MDL	Analyzed	Qualifiers
Antimony	mg/L	ND	0.0030	0.00078	03/02/22 16:52	
Arsenic	mg/L	ND	0.0050	0.0011	03/02/22 16:52	
Barium	mg/L	ND	0.0050	0.00067	03/02/22 16:52	
Beryllium	mg/L	ND	0.00050	0.000054	03/02/22 16:52	
Boron	mg/L	ND	0.040	0.0086	03/02/22 16:52	
Cadmium	mg/L	ND	0.00050	0.00011	03/02/22 16:52	
Chromium	mg/L	ND	0.0050	0.0011	03/02/22 16:52	
Cobalt	mg/L	ND	0.0050	0.00039	03/02/22 16:52	
Lead	mg/L	ND	0.0010	0.00089	03/02/22 16:52	
Lithium	mg/L	ND	0.030	0.00073	03/02/22 16:52	
Molybdenum	mg/L	ND	0.010	0.00074	03/02/22 16:52	
Selenium	mg/L	ND	0.0050	0.0014	03/02/22 16:52	
Thallium	mg/L	ND	0.0010	0.00018	03/02/22 16:52	

LABORATORY CONTROL SAMPLE: 3565301

Parameter	Units	Spike Conc.	LCS Result	LCS % Rec	% Rec Limits	Qualifiers
Antimony	mg/L	0.1	0.099	99	80-120	
Arsenic	mg/L	0.1	0.098	98	80-120	
Barium	mg/L	0.1	0.095	95	80-120	
Beryllium	mg/L	0.1	0.096	96	80-120	
Boron	mg/L	1	0.99	99	80-120	
Cadmium	mg/L	0.1	0.10	101	80-120	
Chromium	mg/L	0.1	0.10	103	80-120	
Cobalt	mg/L	0.1	0.10	101	80-120	
Lead	mg/L	0.1	0.099	99	80-120	
Lithium	mg/L	0.1	0.094	94	80-120	
Molybdenum	mg/L	0.1	0.098	98	80-120	
Selenium	mg/L	0.1	0.097	97	80-120	
Thallium	mg/L	0.1	0.094	94	80-120	

Results presented on this page are in the units indicated by the "Units" column except where an alternate unit is presented to the right of the result.

This report shall not be reproduced, except in full,
without the written consent of Pace Analytical Services, LLC.

Pace Analytical Services, LLC
110 Technology Parkway
Peachtree Corners, GA 30092
(770)734-4200

QUALITY CONTROL DATA

Project: BOWEN AP-Revised Report
Pace Project No.: 92587881

MATRIX SPIKE & MATRIX SPIKE DUPLICATE: 3565302 3565303

Parameter	Units	92587881032 Result	MS Spike Conc.	MSD Spike Conc.	MS Result	MSD Result	MS % Rec	MSD % Rec	% Rec Limits	RPD	Max RPD	Qual
Antimony	mg/L	ND	0.1	0.1	0.10	0.10	104	105	75-125	1	20	
Arsenic	mg/L	0.0031J	0.1	0.1	0.11	0.11	108	106	75-125	2	20	
Barium	mg/L	0.035	0.1	0.1	0.13	0.13	95	99	75-125	2	20	
Beryllium	mg/L	ND	0.1	0.1	0.086	0.087	86	87	75-125	1	20	
Boron	mg/L	4.2	1	1	5.3	5.4	113	119	75-125	1	20	
Cadmium	mg/L	ND	0.1	0.1	0.10	0.10	103	102	75-125	1	20	
Chromium	mg/L	ND	0.1	0.1	0.10	0.11	104	107	75-125	3	20	
Cobalt	mg/L	ND	0.1	0.1	0.10	0.10	103	102	75-125	1	20	
Lead	mg/L	ND	0.1	0.1	0.093	0.095	93	95	75-125	2	20	
Lithium	mg/L	0.031	0.1	0.1	0.12	0.11	85	83	75-125	1	20	
Molybdenum	mg/L	0.025	0.1	0.1	0.13	0.13	102	104	75-125	1	20	
Selenium	mg/L	ND	0.1	0.1	0.11	0.11	106	106	75-125	0	20	
Thallium	mg/L	ND	0.1	0.1	0.095	0.096	95	96	75-125	1	20	

Results presented on this page are in the units indicated by the "Units" column except where an alternate unit is presented to the right of the result.

This report shall not be reproduced, except in full,
without the written consent of Pace Analytical Services, LLC.

Pace Analytical Services, LLC
110 Technology Parkway
Peachtree Corners, GA 30092
(770)734-4200

QUALITY CONTROL DATA

Project: BOWEN AP-Revised Report
Pace Project No.: 92587881

QC Batch: 681848
QC Batch Method: EPA 3005A
Analysis Method: EPA 6020B
Analysis Description: 6020 MET
Laboratory: Pace Analytical Services - Peachtree Corners, GA
Associated Lab Samples: 92587881051, 92587881052, 92587881053, 92587881054, 92587881055

METHOD BLANK: 3566525 Matrix: Water
Associated Lab Samples: 92587881051, 92587881052, 92587881053, 92587881054, 92587881055

Parameter	Units	Blank Result	Reporting Limit	MDL	Analyzed	Qualifiers
Antimony	mg/L	ND	0.0030	0.00078	03/02/22 19:15	
Arsenic	mg/L	ND	0.0050	0.0011	03/02/22 19:15	
Barium	mg/L	ND	0.0050	0.00067	03/02/22 19:15	
Beryllium	mg/L	ND	0.00050	0.000054	03/02/22 19:15	
Boron	mg/L	ND	0.040	0.0086	03/02/22 19:15	
Cadmium	mg/L	ND	0.00050	0.00011	03/02/22 19:15	
Chromium	mg/L	ND	0.0050	0.0011	03/02/22 19:15	
Cobalt	mg/L	ND	0.0050	0.00039	03/02/22 19:15	
Lead	mg/L	ND	0.0010	0.00089	03/02/22 19:15	
Lithium	mg/L	ND	0.030	0.00073	03/02/22 19:15	
Molybdenum	mg/L	ND	0.010	0.00074	03/02/22 19:15	
Selenium	mg/L	ND	0.0050	0.0014	03/02/22 19:15	
Thallium	mg/L	ND	0.0010	0.00018	03/02/22 19:15	

LABORATORY CONTROL SAMPLE: 3566526

Parameter	Units	Spike Conc.	LCS Result	LCS % Rec	% Rec Limits	Qualifiers
Antimony	mg/L	0.1	0.11	112	80-120	
Arsenic	mg/L	0.1	0.10	102	80-120	
Barium	mg/L	0.1	0.11	108	80-120	
Beryllium	mg/L	0.1	0.11	107	80-120	
Boron	mg/L	1	1.1	110	80-120	
Cadmium	mg/L	0.1	0.10	102	80-120	
Chromium	mg/L	0.1	0.10	104	80-120	
Cobalt	mg/L	0.1	0.10	100	80-120	
Lead	mg/L	0.1	0.10	104	80-120	
Lithium	mg/L	0.1	0.11	109	80-120	
Molybdenum	mg/L	0.1	0.11	107	80-120	
Selenium	mg/L	0.1	0.10	100	80-120	
Thallium	mg/L	0.1	0.10	104	80-120	

MATRIX SPIKE & MATRIX SPIKE DUPLICATE: 3566527 3566528

Parameter	Units	92590183001 Result	MS Spike Conc.	MSD Spike Conc.	MS Result	MSD Result	MS % Rec	MSD % Rec	% Rec Limits	RPD	Max RPD	Qual
Antimony	mg/L	6.2 ug/L	0.1	0.1	0.12	0.12	113	112	75-125	1	20	
Arsenic	mg/L	ND	0.1	0.1	0.11	0.11	106	106	75-125	0	20	

Results presented on this page are in the units indicated by the "Units" column except where an alternate unit is presented to the right of the result.

REPORT OF LABORATORY ANALYSIS

This report shall not be reproduced, except in full,
without the written consent of Pace Analytical Services, LLC.

Pace Analytical Services, LLC
110 Technology Parkway
Peachtree Corners, GA 30092
(770)734-4200

QUALITY CONTROL DATA

Project: BOWEN AP-Revised Report
Pace Project No.: 92587881

MATRIX SPIKE & MATRIX SPIKE DUPLICATE: 3566527 3566528

Parameter	Units	92590183001 Result	MS Spike Conc.	MSD Spike Conc.	MS Result	MSD Result	MS % Rec	MSD % Rec	% Rec Limits	RPD	Max RPD	Qual
Barium	mg/L	45.8 ug/L	0.1	0.1	0.16	0.16	113	112	75-125	1	20	
Beryllium	mg/L	ND	0.1	0.1	0.11	0.11	108	106	75-125	2	20	
Boron	mg/L	ND	1	1	1.1	1.1	110	106	75-125	3	20	
Cadmium	mg/L	ND	0.1	0.1	0.11	0.11	106	105	75-125	1	20	
Chromium	mg/L	ND	0.1	0.1	0.11	0.11	106	106	75-125	0	20	
Cobalt	mg/L	ND	0.1	0.1	0.10	0.11	103	104	75-125	1	20	
Lead	mg/L	502 ug/L	0.1	0.1	0.63	0.65	132	146	75-125	2	20	M1
Lithium	mg/L	ND	0.1	0.1	0.11	0.11	106	108	75-125	2	20	
Molybdenum	mg/L	ND	0.1	0.1	0.11	0.10	106	103	75-125	2	20	
Selenium	mg/L	ND	0.1	0.1	0.10	0.10	104	104	75-125	1	20	
Thallium	mg/L	ND	0.1	0.1	0.11	0.11	106	105	75-125	0	20	

Results presented on this page are in the units indicated by the "Units" column except where an alternate unit is presented to the right of the result.

This report shall not be reproduced, except in full,
without the written consent of Pace Analytical Services, LLC.

Pace Analytical Services, LLC
110 Technology Parkway
Peachtree Corners, GA 30092
(770)734-4200

QUALITY CONTROL DATA

Project: BOWEN AP-Revised Report
Pace Project No.: 92587881

QC Batch: 681825
QC Batch Method: EPA 7470A
Analysis Method: EPA 7470A
Analysis Description: 7470 Mercury
Laboratory: Pace Analytical Services - Peachtree Corners, GA

Associated Lab Samples: 92587881001, 92587881002, 92587881003, 92587881004, 92587881005, 92587881006, 92587881007, 92587881008, 92587881009, 92587881010, 92587881011, 92587881012, 92587881013, 92587881014, 92587881015, 92587881016, 92587881017, 92587881018, 92587881019, 92587881020

METHOD BLANK: 3566456
Matrix: Water

Associated Lab Samples: 92587881001, 92587881002, 92587881003, 92587881004, 92587881005, 92587881006, 92587881007, 92587881008, 92587881009, 92587881010, 92587881011, 92587881012, 92587881013, 92587881014, 92587881015, 92587881016, 92587881017, 92587881018, 92587881019, 92587881020

Parameter	Units	Blank Result	Reporting Limit	MDL	Analyzed	Qualifiers
Mercury	mg/L	ND	0.00020	0.00013	03/02/22 14:50	

LABORATORY CONTROL SAMPLE: 3566457

Parameter	Units	Spike Conc.	LCS Result	LCS % Rec	% Rec Limits	Qualifiers
Mercury	mg/L	0.0025	0.0027	109	80-120	

MATRIX SPIKE & MATRIX SPIKE DUPLICATE: 3566458 3566459

Parameter	Units	92587881001 Result	MS Spike Conc.	MSD Spike Conc.	MS Result	MSD Result	MS % Rec	MSD % Rec	% Rec Limits	RPD	Max RPD	Qual
Mercury	mg/L	ND	0.0025	0.0025	0.0026	0.0027	103	109	75-125	6	20	

Results presented on this page are in the units indicated by the "Units" column except where an alternate unit is presented to the right of the result.

REPORT OF LABORATORY ANALYSIS

This report shall not be reproduced, except in full,
without the written consent of Pace Analytical Services, LLC.

Pace Analytical Services, LLC
110 Technology Parkway
Peachtree Corners, GA 30092
(770)734-4200

QUALITY CONTROL DATA

Project: BOWEN AP-Revised Report
Pace Project No.: 92587881

QC Batch: 681827
QC Batch Method: EPA 7470A
Analysis Method: EPA 7470A
Analysis Description: 7470 Mercury
Laboratory: Pace Analytical Services - Peachtree Corners, GA

Associated Lab Samples: 92587881021, 92587881022, 92587881023, 92587881024, 92587881025, 92587881026, 92587881027, 92587881028, 92587881029, 92587881030, 92587881031, 92587881032, 92587881033, 92587881034, 92587881035, 92587881036, 92587881037, 92587881038, 92587881039, 92587881040

METHOD BLANK: 3566460
Matrix: Water
Associated Lab Samples: 92587881021, 92587881022, 92587881023, 92587881024, 92587881025, 92587881026, 92587881027, 92587881028, 92587881029, 92587881030, 92587881031, 92587881032, 92587881033, 92587881034, 92587881035, 92587881036, 92587881037, 92587881038, 92587881039, 92587881040

Parameter	Units	Blank Result	Reporting Limit	MDL	Analyzed	Qualifiers
Mercury	mg/L	ND	0.00020	0.00013	03/02/22 17:19	

LABORATORY CONTROL SAMPLE: 3566461

Parameter	Units	Spike Conc.	LCS Result	LCS % Rec	% Rec Limits	Qualifiers
Mercury	mg/L	0.0025	0.0027	107	80-120	

MATRIX SPIKE & MATRIX SPIKE DUPLICATE: 3566462 3566463

Parameter	Units	92587881021 Result	MS Spike Conc.	MSD Spike Conc.	MS Result	MSD Result	MS % Rec	MSD % Rec	% Rec Limits	RPD	Max RPD	Qual
Mercury	mg/L	ND	0.0025	0.0025	0.0024	0.0025	98	101	75-125	4	20	

Results presented on this page are in the units indicated by the "Units" column except where an alternate unit is presented to the right of the result.

This report shall not be reproduced, except in full,
without the written consent of Pace Analytical Services, LLC.

Pace Analytical Services, LLC
110 Technology Parkway
Peachtree Corners, GA 30092
(770)734-4200

QUALITY CONTROL DATA

Project: BOWEN AP-Revised Report
Pace Project No.: 92587881

QC Batch: 682003
QC Batch Method: EPA 7470A
Analysis Method: EPA 7470A
Analysis Description: 7470 Mercury
Laboratory: Pace Analytical Services - Peachtree Corners, GA
Associated Lab Samples: 92587881041, 92587881042, 92587881043, 92587881044, 92587881045, 92587881046, 92587881047, 92587881048, 92587881049, 92587881050, 92587881051, 92587881052, 92587881053, 92587881054, 92587881055

METHOD BLANK: 3567367
Matrix: Water
Associated Lab Samples: 92587881041, 92587881042, 92587881043, 92587881044, 92587881045, 92587881046, 92587881047, 92587881048, 92587881049, 92587881050, 92587881051, 92587881052, 92587881053, 92587881054, 92587881055

Parameter	Units	Blank Result	Reporting Limit	MDL	Analyzed	Qualifiers
Mercury	mg/L	ND	0.00020	0.00013	03/03/22 11:21	

LABORATORY CONTROL SAMPLE: 3567368

Parameter	Units	Spike Conc.	LCS Result	LCS % Rec	% Rec Limits	Qualifiers
Mercury	mg/L	0.0025	0.0029	115	80-120	

MATRIX SPIKE & MATRIX SPIKE DUPLICATE: 3567370 3567371

Parameter	Units	92587881041 Result	MS Spike Conc.	MSD Spike Conc.	MS Result	MSD Result	MS % Rec	MSD % Rec	% Rec Limits	RPD	Max RPD	Qual
Mercury	mg/L	ND	0.0025	0.0025	0.0031	0.0031	124	125	75-125	1	20	

Results presented on this page are in the units indicated by the "Units" column except where an alternate unit is presented to the right of the result.

This report shall not be reproduced, except in full,
without the written consent of Pace Analytical Services, LLC.

Pace Analytical Services, LLC
110 Technology Parkway
Peachtree Corners, GA 30092
(770)734-4200

QUALITY CONTROL DATA

Project: BOWEN AP-Revised Report
Pace Project No.: 92587881

QC Batch: 678707
QC Batch Method: SM 2540C-2015
Analysis Method: SM 2540C-2015
Analysis Description: 2540C Total Dissolved Solids
Laboratory: Pace Analytical Services - Peachtree Corners, GA
Associated Lab Samples: 92587881001, 92587881002, 92587881003, 92587881004, 92587881008, 92587881009, 92587881010, 92587881011, 92587881012

METHOD BLANK: 3551650
Matrix: Water
Associated Lab Samples: 92587881001, 92587881002, 92587881003, 92587881004, 92587881008, 92587881009, 92587881010, 92587881011, 92587881012

Parameter	Units	Blank Result	Reporting Limit	MDL	Analyzed	Qualifiers
Total Dissolved Solids	mg/L	ND	10.0	10.0	02/16/22 14:16	

LABORATORY CONTROL SAMPLE: 3551651

Parameter	Units	Spike Conc.	LCS Result	LCS % Rec	% Rec Limits	Qualifiers
Total Dissolved Solids	mg/L	400	376	94	80-120	

SAMPLE DUPLICATE: 3551652

Parameter	Units	92587881001 Result	Dup Result	RPD	Max RPD	Qualifiers
Total Dissolved Solids	mg/L	229	228	0	25	

SAMPLE DUPLICATE: 3551653

Parameter	Units	92587855001 Result	Dup Result	RPD	Max RPD	Qualifiers
Total Dissolved Solids	mg/L	94.0	95.0	1	25	

Results presented on this page are in the units indicated by the "Units" column except where an alternate unit is presented to the right of the result.

This report shall not be reproduced, except in full,
without the written consent of Pace Analytical Services, LLC.

Pace Analytical Services, LLC
110 Technology Parkway
Peachtree Corners, GA 30092
(770)734-4200

QUALITY CONTROL DATA

Project: BOWEN AP-Revised Report
Pace Project No.: 92587881

QC Batch: 679091
QC Batch Method: SM 2540C-2015
Analysis Method: SM 2540C-2015
Analysis Description: 2540C Total Dissolved Solids
Laboratory: Pace Analytical Services - Peachtree Corners, GA
Associated Lab Samples: 92587881005, 92587881006, 92587881007, 92587881013

METHOD BLANK: 3553375 Matrix: Water
Associated Lab Samples: 92587881005, 92587881006, 92587881007, 92587881013

Parameter	Units	Blank Result	Reporting Limit	MDL	Analyzed	Qualifiers
Total Dissolved Solids	mg/L	ND	10.0	10.0	02/17/22 16:05	

LABORATORY CONTROL SAMPLE: 3553376

Parameter	Units	Spike Conc.	LCS Result	LCS % Rec	% Rec Limits	Qualifiers
Total Dissolved Solids	mg/L	400	374	94	80-120	

SAMPLE DUPLICATE: 3553377

Parameter	Units	92587319023 Result	Dup Result	RPD	Max RPD	Qualifiers
Total Dissolved Solids	mg/L	299	300	0	25	

SAMPLE DUPLICATE: 3553378

Parameter	Units	92587089012 Result	Dup Result	RPD	Max RPD	Qualifiers
Total Dissolved Solids	mg/L	190	186	2	25	

Results presented on this page are in the units indicated by the "Units" column except where an alternate unit is presented to the right of the result.

This report shall not be reproduced, except in full,
without the written consent of Pace Analytical Services, LLC.

Pace Analytical Services, LLC
110 Technology Parkway
Peachtree Corners, GA 30092
(770)734-4200

QUALITY CONTROL DATA

Project: BOWEN AP-Revised Report
Pace Project No.: 92587881

QC Batch: 679320
QC Batch Method: SM 2540C-2015
Analysis Method: SM 2540C-2015
Analysis Description: 2540C Total Dissolved Solids
Laboratory: Pace Analytical Services - Peachtree Corners, GA
Associated Lab Samples: 92587881014, 92587881015, 92587881016, 92587881017, 92587881018, 92587881019, 92587881020, 92587881021, 92587881022, 92587881023, 92587881024, 92587881025, 92587881026, 92587881027, 92587881028, 92587881036

METHOD BLANK: 3554464
Matrix: Water
Associated Lab Samples: 92587881014, 92587881015, 92587881016, 92587881017, 92587881018, 92587881019, 92587881020, 92587881021, 92587881022, 92587881023, 92587881024, 92587881025, 92587881026, 92587881027, 92587881028, 92587881036

Parameter	Units	Blank Result	Reporting Limit	MDL	Analyzed	Qualifiers
Total Dissolved Solids	mg/L	ND	10.0	10.0	02/18/22 17:46	

LABORATORY CONTROL SAMPLE: 3554465

Parameter	Units	Spike Conc.	LCS Result	LCS % Rec	% Rec Limits	Qualifiers
Total Dissolved Solids	mg/L	400	368	92	80-120	

SAMPLE DUPLICATE: 3554466

Parameter	Units	92587090024 Result	Dup Result	RPD	Max RPD	Qualifiers
Total Dissolved Solids	mg/L	382	370	3	25	

SAMPLE DUPLICATE: 3554467

Parameter	Units	92587881022 Result	Dup Result	RPD	Max RPD	Qualifiers
Total Dissolved Solids	mg/L	618	588	5	25	

Results presented on this page are in the units indicated by the "Units" column except where an alternate unit is presented to the right of the result.

This report shall not be reproduced, except in full,
without the written consent of Pace Analytical Services, LLC.

Pace Analytical Services, LLC
110 Technology Parkway
Peachtree Corners, GA 30092
(770)734-4200

QUALITY CONTROL DATA

Project: BOWEN AP-Revised Report
Pace Project No.: 92587881

QC Batch: 679674
QC Batch Method: SM 2540C-2015
Analysis Method: SM 2540C-2015
Analysis Description: 2540C Total Dissolved Solids
Laboratory: Pace Analytical Services - Peachtree Corners, GA
Associated Lab Samples: 92587881029, 92587881030, 92587881031, 92587881032, 92587881033, 92587881034, 92587881035, 92587881037, 92587881038, 92587881039, 92587881040, 92587881041, 92587881045, 92587881046, 92587881049, 92587881050, 92587881051, 92587881052

METHOD BLANK: 3556120
Matrix: Water
Associated Lab Samples: 92587881029, 92587881030, 92587881031, 92587881032, 92587881033, 92587881034, 92587881035, 92587881037, 92587881038, 92587881039, 92587881040, 92587881041, 92587881045, 92587881046, 92587881049, 92587881050, 92587881051, 92587881052

Parameter	Units	Blank Result	Reporting Limit	MDL	Analyzed	Qualifiers
Total Dissolved Solids	mg/L	ND	10.0	10.0	02/21/22 13:04	

LABORATORY CONTROL SAMPLE: 3556121

Parameter	Units	Spike Conc.	LCS Result	LCS % Rec	% Rec Limits	Qualifiers
Total Dissolved Solids	mg/L	400	366	92	80-120	

SAMPLE DUPLICATE: 3556122

Parameter	Units	92587881037 Result	Dup Result	RPD	Max RPD	Qualifiers
Total Dissolved Solids	mg/L	3890	3920	1	25	

SAMPLE DUPLICATE: 3556123

Parameter	Units	92587881031 Result	Dup Result	RPD	Max RPD	Qualifiers
Total Dissolved Solids	mg/L	288	307	6	25	

Results presented on this page are in the units indicated by the "Units" column except where an alternate unit is presented to the right of the result.

This report shall not be reproduced, except in full,
without the written consent of Pace Analytical Services, LLC.

Pace Analytical Services, LLC
110 Technology Parkway
Peachtree Corners, GA 30092
(770)734-4200

QUALITY CONTROL DATA

Project: BOWEN AP-Revised Report
Pace Project No.: 92587881

QC Batch: 680301
QC Batch Method: SM 2540C-2015
Analysis Method: SM 2540C-2015
Analysis Description: 2540C Total Dissolved Solids
Laboratory: Pace Analytical Services - Peachtree Corners, GA
Associated Lab Samples: 92587881042, 92587881043, 92587881044, 92587881047, 92587881048, 92587881053, 92587881054, 92587881055

METHOD BLANK: 3559080 Matrix: Water
Associated Lab Samples: 92587881042, 92587881043, 92587881044, 92587881047, 92587881048, 92587881053, 92587881054, 92587881055

Parameter	Units	Blank Result	Reporting Limit	MDL	Analyzed	Qualifiers
Total Dissolved Solids	mg/L	ND	10.0	10.0	02/23/22 15:59	

LABORATORY CONTROL SAMPLE: 3559081

Parameter	Units	Spike Conc.	LCS Result	LCS % Rec	% Rec Limits	Qualifiers
Total Dissolved Solids	mg/L	400	354	88	80-120	

SAMPLE DUPLICATE: 3559082

Parameter	Units	92587881053 Result	Dup Result	RPD	Max RPD	Qualifiers
Total Dissolved Solids	mg/L	ND	ND		25	

SAMPLE DUPLICATE: 3559083

Parameter	Units	92589518001 Result	Dup Result	RPD	Max RPD	Qualifiers
Total Dissolved Solids	mg/L	2270	2130	6	25	

Results presented on this page are in the units indicated by the "Units" column except where an alternate unit is presented to the right of the result.

This report shall not be reproduced, except in full,
without the written consent of Pace Analytical Services, LLC.

Pace Analytical Services, LLC
110 Technology Parkway
Peachtree Corners, GA 30092
(770)734-4200

QUALITY CONTROL DATA

Project: BOWEN AP-Revised Report
Pace Project No.: 92587881

QC Batch: 678978
QC Batch Method: EPA 300.0 Rev 2.1 1993
Analysis Method: EPA 300.0 Rev 2.1 1993
Analysis Description: 300.0 IC Anions
Laboratory: Pace Analytical Services - Asheville
Associated Lab Samples: 92587881001, 92587881002, 92587881003

METHOD BLANK: 3552932 Matrix: Water
Associated Lab Samples: 92587881001, 92587881002, 92587881003

Parameter	Units	Blank Result	Reporting Limit	MDL	Analyzed	Qualifiers
Chloride	mg/L	ND	1.0	0.60	02/17/22 13:15	
Fluoride	mg/L	ND	0.10	0.050	02/17/22 13:15	
Sulfate	mg/L	ND	1.0	0.50	02/17/22 13:15	

LABORATORY CONTROL SAMPLE: 3552933

Parameter	Units	Spike Conc.	LCS Result	LCS % Rec	% Rec Limits	Qualifiers
Chloride	mg/L	50	50.5	101	90-110	
Fluoride	mg/L	2.5	2.5	99	90-110	
Sulfate	mg/L	50	49.7	99	90-110	

MATRIX SPIKE & MATRIX SPIKE DUPLICATE: 3552934 3552935

Parameter	Units	92586338001 Result	MS Spike Conc.	MSD Spike Conc.	MS Result	MSD Result	MS % Rec	MSD % Rec	% Rec Limits	RPD	Max RPD	Qual
Chloride	mg/L	10	50	50	63.3	64.5	107	109	90-110	2	10	
Fluoride	mg/L	0.054J	2.5	2.5	2.7	2.7	104	107	90-110	3	10	
Sulfate	mg/L	ND	50	50	53.5	54.6	106	108	90-110	2	10	

MATRIX SPIKE & MATRIX SPIKE DUPLICATE: 3552936 3552937

Parameter	Units	92587319020 Result	MS Spike Conc.	MSD Spike Conc.	MS Result	MSD Result	MS % Rec	MSD % Rec	% Rec Limits	RPD	Max RPD	Qual
Chloride	mg/L	31.4	50	50	84.4	85.8	106	109	90-110	2	10	
Fluoride	mg/L	ND	2.5	2.5	2.7	2.7	105	108	90-110	3	10	
Sulfate	mg/L	95.9	50	50	140	142	88	91	90-110	1	10	M1

Results presented on this page are in the units indicated by the "Units" column except where an alternate unit is presented to the right of the result.

This report shall not be reproduced, except in full,
without the written consent of Pace Analytical Services, LLC.

Pace Analytical Services, LLC
110 Technology Parkway
Peachtree Corners, GA 30092
(770)734-4200

QUALITY CONTROL DATA

Project: BOWEN AP-Revised Report
Pace Project No.: 92587881

QC Batch: 679328
QC Batch Method: EPA 300.0 Rev 2.1 1993
Analysis Method: EPA 300.0 Rev 2.1 1993
Analysis Description: 300.0 IC Anions
Laboratory: Pace Analytical Services - Asheville
Associated Lab Samples: 92587881004, 92587881005, 92587881006, 92587881007, 92587881008, 92587881009, 92587881010, 92587881011, 92587881012, 92587881013

METHOD BLANK: 3554532
Matrix: Water
Associated Lab Samples: 92587881004, 92587881005, 92587881006, 92587881007, 92587881008, 92587881009, 92587881010, 92587881011, 92587881012, 92587881013

Parameter	Units	Blank Result	Reporting Limit	MDL	Analyzed	Qualifiers
Chloride	mg/L	ND	1.0	0.60	02/18/22 20:56	
Fluoride	mg/L	ND	0.10	0.050	02/18/22 20:56	
Sulfate	mg/L	ND	1.0	0.50	02/18/22 20:56	

LABORATORY CONTROL SAMPLE: 3554533

Parameter	Units	Spike Conc.	LCS Result	LCS % Rec	% Rec Limits	Qualifiers
Chloride	mg/L	50	49.6	99	90-110	
Fluoride	mg/L	2.5	2.4	96	90-110	
Sulfate	mg/L	50	48.9	98	90-110	

MATRIX SPIKE & MATRIX SPIKE DUPLICATE: 3554534 3554535

Parameter	Units	92588782001 Result	MS Spike Conc.	MSD Spike Conc.	MS Result	MSD Result	MS % Rec	MSD % Rec	% Rec Limits	RPD	Max RPD	Qual
Chloride	mg/L	4.2	50	50	54.3	55.2	100	102	90-110	2	10	
Fluoride	mg/L	0.14	2.5	2.5	2.6	2.7	99	102	90-110	2	10	
Sulfate	mg/L	3.1	50	50	53.1	54.1	100	102	90-110	2	10	

MATRIX SPIKE & MATRIX SPIKE DUPLICATE: 3554536 3554537

Parameter	Units	92587881007 Result	MS Spike Conc.	MSD Spike Conc.	MS Result	MSD Result	MS % Rec	MSD % Rec	% Rec Limits	RPD	Max RPD	Qual
Chloride	mg/L	8.9	50	50	59.0	59.3	100	101	90-110	0	10	
Fluoride	mg/L	0.071J	2.5	2.5	2.6	2.6	100	101	90-110	1	10	
Sulfate	mg/L	70.0	50	50	113	113	87	87	90-110	0	10	M1

Results presented on this page are in the units indicated by the "Units" column except where an alternate unit is presented to the right of the result.

REPORT OF LABORATORY ANALYSIS

This report shall not be reproduced, except in full,
without the written consent of Pace Analytical Services, LLC.

Pace Analytical Services, LLC
110 Technology Parkway
Peachtree Corners, GA 30092
(770)734-4200

QUALITY CONTROL DATA

Project: BOWEN AP-Revised Report
Pace Project No.: 92587881

QC Batch: 679851
QC Batch Method: EPA 300.0 Rev 2.1 1993
Analysis Method: EPA 300.0 Rev 2.1 1993
Analysis Description: 300.0 IC Anions
Laboratory: Pace Analytical Services - Asheville
Associated Lab Samples: 92587881014, 92587881015, 92587881016, 92587881017, 92587881018, 92587881019, 92587881020

METHOD BLANK: 3557218 Matrix: Water
Associated Lab Samples: 92587881014, 92587881015, 92587881016, 92587881017, 92587881018, 92587881019, 92587881020

Parameter	Units	Blank Result	Reporting Limit	MDL	Analyzed	Qualifiers
Chloride	mg/L	ND	1.0	0.60	02/22/22 05:18	
Fluoride	mg/L	ND	0.10	0.050	02/22/22 05:18	
Sulfate	mg/L	ND	1.0	0.50	02/22/22 05:18	

LABORATORY CONTROL SAMPLE: 3557219

Parameter	Units	Spike Conc.	LCS Result	LCS % Rec	% Rec Limits	Qualifiers
Chloride	mg/L	50	50.4	101	90-110	
Fluoride	mg/L	2.5	2.5	100	90-110	
Sulfate	mg/L	50	50.6	101	90-110	

MATRIX SPIKE & MATRIX SPIKE DUPLICATE: 3557220 3557221

Parameter	Units	92588105008 Result	MS Spike Conc.	MSD Spike Conc.	MS Result	MSD Result	MS % Rec	MSD % Rec	% Rec Limits	RPD	Max RPD	Qual
Chloride	mg/L	2.9	50	50	57.5	58.5	109	111	90-110	2	10	M1
Fluoride	mg/L	0.084J	2.5	2.5	2.8	2.8	110	109	90-110	0	10	
Sulfate	mg/L	49.9	50	50	88.7	90.0	78	80	90-110	2	10	M1

MATRIX SPIKE & MATRIX SPIKE DUPLICATE: 3557222 3557223

Parameter	Units	92588105018 Result	MS Spike Conc.	MSD Spike Conc.	MS Result	MSD Result	MS % Rec	MSD % Rec	% Rec Limits	RPD	Max RPD	Qual
Chloride	mg/L	1.3	50	50	56.7	57.6	111	113	90-110	2	10	M1
Fluoride	mg/L	0.085J	2.5	2.5	2.8	2.9	108	111	90-110	2	10	M1
Sulfate	mg/L	1160	50	50	1050	1070	-212	-180	90-110	2	10	M1

Results presented on this page are in the units indicated by the "Units" column except where an alternate unit is presented to the right of the result.

This report shall not be reproduced, except in full,
without the written consent of Pace Analytical Services, LLC.

Pace Analytical Services, LLC
110 Technology Parkway
Peachtree Corners, GA 30092
(770)734-4200

QUALITY CONTROL DATA

Project: BOWEN AP-Revised Report
Pace Project No.: 92587881

QC Batch: 679981
QC Batch Method: EPA 300.0 Rev 2.1 1993
Analysis Method: EPA 300.0 Rev 2.1 1993
Analysis Description: 300.0 IC Anions
Laboratory: Pace Analytical Services - Asheville
Associated Lab Samples: 92587881021, 92587881022, 92587881023, 92587881024, 92587881025, 92587881026, 92587881027, 92587881028

METHOD BLANK: 3557541
Matrix: Water
Associated Lab Samples: 92587881021, 92587881022, 92587881023, 92587881024, 92587881025, 92587881026, 92587881027, 92587881028

Parameter	Units	Blank Result	Reporting Limit	MDL	Analyzed	Qualifiers
Chloride	mg/L	ND	1.0	0.60	02/22/22 19:35	
Fluoride	mg/L	ND	0.10	0.050	02/22/22 19:35	
Sulfate	mg/L	ND	1.0	0.50	02/22/22 19:35	

LABORATORY CONTROL SAMPLE: 3557542

Parameter	Units	Spike Conc.	LCS Result	LCS % Rec	% Rec Limits	Qualifiers
Chloride	mg/L	50	49.2	98	90-110	
Fluoride	mg/L	2.5	2.5	98	90-110	
Sulfate	mg/L	50	48.7	97	90-110	

MATRIX SPIKE & MATRIX SPIKE DUPLICATE: 3557543 3557544

Parameter	Units	92589319026 Result	MS Spike Conc.	MSD Spike Conc.	MS Result	MSD Result	MS % Rec	MSD % Rec	% Rec Limits	RPD	Max RPD	Qual
Chloride	mg/L	49.6	50	50	92.8	94.3	86	89	90-110	2	10	M1
Fluoride	mg/L	0.12	2.5	2.5	3.4	3.3	130	126	90-110	3	10	M1
Sulfate	mg/L	11.2	50	50	64.5	64.6	107	107	90-110	0	10	

MATRIX SPIKE & MATRIX SPIKE DUPLICATE: 3557545 3557546

Parameter	Units	92588387006 Result	MS Spike Conc.	MSD Spike Conc.	MS Result	MSD Result	MS % Rec	MSD % Rec	% Rec Limits	RPD	Max RPD	Qual
Chloride	mg/L	18.6	50	50	69.8	70.2	102	103	90-110	1	10	
Fluoride	mg/L	ND	2.5	2.5	2.5	2.5	98	101	90-110	2	10	
Sulfate	mg/L	27.0	50	50	77.4	77.8	101	102	90-110	1	10	

Results presented on this page are in the units indicated by the "Units" column except where an alternate unit is presented to the right of the result.

This report shall not be reproduced, except in full,
without the written consent of Pace Analytical Services, LLC.

Pace Analytical Services, LLC
110 Technology Parkway
Peachtree Corners, GA 30092
(770)734-4200

QUALITY CONTROL DATA

Project: BOWEN AP-Revised Report
Pace Project No.: 92587881

QC Batch: 680700
QC Batch Method: EPA 300.0 Rev 2.1 1993
Analysis Method: EPA 300.0 Rev 2.1 1993
Analysis Description: 300.0 IC Anions
Laboratory: Pace Analytical Services - Asheville

Associated Lab Samples: 92587881029, 92587881030, 92587881031, 92587881032, 92587881033, 92587881034, 92587881035, 92587881036, 92587881037, 92587881038, 92587881039, 92587881040, 92587881041, 92587881042, 92587881043, 92587881044, 92587881045, 92587881046, 92587881047, 92587881048

METHOD BLANK: 3561043
Matrix: Water

Associated Lab Samples: 92587881029, 92587881030, 92587881031, 92587881032, 92587881033, 92587881034, 92587881035, 92587881036, 92587881037, 92587881038, 92587881039, 92587881040, 92587881041, 92587881042, 92587881043, 92587881044, 92587881045, 92587881046, 92587881047, 92587881048

Parameter	Units	Blank Result	Reporting Limit	MDL	Analyzed	Qualifiers
Chloride	mg/L	ND	1.0	0.60	02/25/22 09:22	
Fluoride	mg/L	ND	0.10	0.050	02/25/22 09:22	
Sulfate	mg/L	ND	1.0	0.50	02/25/22 09:22	

LABORATORY CONTROL SAMPLE: 3561044

Parameter	Units	Spike Conc.	LCS Result	LCS % Rec	% Rec Limits	Qualifiers
Chloride	mg/L	50	48.7	97	90-110	
Fluoride	mg/L	2.5	2.6	104	90-110	
Sulfate	mg/L	50	47.9	96	90-110	

MATRIX SPIKE & MATRIX SPIKE DUPLICATE: 3561045 3561046

Parameter	Units	92587881029 Result	MS Spike Conc.	MSD Spike Conc.	MS Result	MSD Result	MS % Rec	MSD % Rec	% Rec Limits	RPD	Max RPD	Qual
Chloride	mg/L	2.8	50	50	54.1	55.2	103	105	90-110	2	10	
Fluoride	mg/L	0.061J	2.5	2.5	2.7	2.8	106	110	90-110	3	10	
Sulfate	mg/L	22.8	50	50	74.2	75.1	103	105	90-110	1	10	

MATRIX SPIKE & MATRIX SPIKE DUPLICATE: 3561047 3561048

Parameter	Units	92587881039 Result	MS Spike Conc.	MSD Spike Conc.	MS Result	MSD Result	MS % Rec	MSD % Rec	% Rec Limits	RPD	Max RPD	Qual
Chloride	mg/L	39.2	50	50	90.6	91.3	103	104	90-110	1	10	
Fluoride	mg/L	ND	2.5	2.5	2.7	2.8	109	111	90-110	2	10	M1
Sulfate	mg/L	129	50	50	176	176	94	94	90-110	0	10	

Results presented on this page are in the units indicated by the "Units" column except where an alternate unit is presented to the right of the result.

REPORT OF LABORATORY ANALYSIS

This report shall not be reproduced, except in full,
without the written consent of Pace Analytical Services, LLC.

Pace Analytical Services, LLC
110 Technology Parkway
Peachtree Corners, GA 30092
(770)734-4200

QUALITY CONTROL DATA

Project: BOWEN AP-Revised Report
Pace Project No.: 92587881

QC Batch: 680813
QC Batch Method: EPA 300.0 Rev 2.1 1993
Analysis Method: EPA 300.0 Rev 2.1 1993
Analysis Description: 300.0 IC Anions
Laboratory: Pace Analytical Services - Asheville
Associated Lab Samples: 92587881049, 92587881050, 92587881051, 92587881052, 92587881053, 92587881054, 92587881055

METHOD BLANK: 3561953 Matrix: Water
Associated Lab Samples: 92587881049, 92587881050, 92587881051, 92587881052, 92587881053, 92587881054, 92587881055

Parameter	Units	Blank Result	Reporting Limit	MDL	Analyzed	Qualifiers
Chloride	mg/L	ND	1.0	0.60	02/25/22 04:20	
Fluoride	mg/L	ND	0.10	0.050	02/25/22 04:20	
Sulfate	mg/L	ND	1.0	0.50	02/25/22 04:20	

LABORATORY CONTROL SAMPLE: 3561954

Parameter	Units	Spike Conc.	LCS Result	LCS % Rec	% Rec Limits	Qualifiers
Chloride	mg/L	50	50.6	101	90-110	
Fluoride	mg/L	2.5	2.5	100	90-110	
Sulfate	mg/L	50	49.9	100	90-110	

MATRIX SPIKE & MATRIX SPIKE DUPLICATE: 3561955 3561956

Parameter	Units	92587881049 Result	MS Spike Conc.	MSD Spike Conc.	MS Result	MSD Result	MS % Rec	MSD % Rec	% Rec Limits	RPD	Max RPD	Qual
Chloride	mg/L	726	50	50	760	758	66	64	90-110	0	10	M1
Fluoride	mg/L	0.22	2.5	2.5	3.0	3.1	113	115	90-110	2	10	M1
Sulfate	mg/L	694	50	50	735	731	82	76	90-110	0	10	M1

MATRIX SPIKE & MATRIX SPIKE DUPLICATE: 3561957 3561958

Parameter	Units	92589189004 Result	MS Spike Conc.	MSD Spike Conc.	MS Result	MSD Result	MS % Rec	MSD % Rec	% Rec Limits	RPD	Max RPD	Qual
Chloride	mg/L	2.8	50	50	56.8	58.4	108	111	90-110	3	10	M1
Fluoride	mg/L	2.4	2.5	2.5	3.9	4.1	60	66	90-110	3	10	M1
Sulfate	mg/L	69.5	50	50	102	106	65	73	90-110	4	10	M1

Results presented on this page are in the units indicated by the "Units" column except where an alternate unit is presented to the right of the result.

This report shall not be reproduced, except in full,
without the written consent of Pace Analytical Services, LLC.

Pace Analytical Services, LLC
110 Technology Parkway
Peachtree Corners, GA 30092
(770)734-4200

QUALIFIERS

Project: BOWEN AP-Revised Report
Pace Project No.: 92587881

DEFINITIONS

DF - Dilution Factor, if reported, represents the factor applied to the reported data due to dilution of the sample aliquot.

ND - Not Detected at or above adjusted reporting limit.

TNTC - Too Numerous To Count

J - Estimated concentration above the adjusted method detection limit and below the adjusted reporting limit.

MDL - Adjusted Method Detection Limit.

PQL - Practical Quantitation Limit.

RL - Reporting Limit - The lowest concentration value that meets project requirements for quantitative data with known precision and bias for a specific analyte in a specific matrix.

S - Surrogate

1,2-Diphenylhydrazine decomposes to and cannot be separated from Azobenzene using Method 8270. The result for each analyte is a combined concentration.

Consistent with EPA guidelines, unrounded data are displayed and have been used to calculate % recovery and RPD values.

LCS(D) - Laboratory Control Sample (Duplicate)

MS(D) - Matrix Spike (Duplicate)

DUP - Sample Duplicate

RPD - Relative Percent Difference

NC - Not Calculable.

SG - Silica Gel - Clean-Up

U - Indicates the compound was analyzed for, but not detected.

Acid preservation may not be appropriate for 2 Chloroethylvinyl ether.

A separate vial preserved to a pH of 4-5 is recommended in SW846 Chapter 4 for the analysis of Acrolein and Acrylonitrile by EPA Method 8260.

N-Nitrosodiphenylamine decomposes and cannot be separated from Diphenylamine using Method 8270. The result reported for each analyte is a combined concentration.

Reported results are not rounded until the final step prior to reporting. Therefore, calculated parameters that are typically reported as "Total" may vary slightly from the sum of the reported component parameters.

Pace Analytical is TNI accredited. Contact your Pace PM for the current list of accredited analytes.

TNI - The NELAC Institute.

ANALYTE QUALIFIERS

B	Analyte was detected in the associated method blank.
D3	Sample was diluted due to the presence of high levels of non-target analytes or other matrix interference.
M1	Matrix spike recovery exceeded QC limits. Batch accepted based on laboratory control sample (LCS) recovery.

This report shall not be reproduced, except in full,
without the written consent of Pace Analytical Services, LLC.

Pace Analytical Services, LLC
110 Technology Parkway
Peachtree Corners, GA 30092
(770)734-4200

QUALITY CONTROL DATA CROSS REFERENCE TABLE

Project: BOWEN AP-Revised Report
Pace Project No.: 92587881

Lab ID	Sample ID	QC Batch Method	QC Batch	Analytical Method	Analytical Batch
92587881001	**BGWA-2**				
92587881002	**BGWA-47D**				
92587881003	**BGWA-48D**				
92587881004	**BGWC-14A**				
92587881005	**BGWA-29**				
92587881006	**BGWC-8**				
92587881007	**BGWC-9**				
92587881008	**BGWA-6**				
92587881009	**BGWC-44D**				
92587881010	**BGWC-50D**				
92587881014	**BGWC-7**				
92587881015	**BGWC-10**				
92587881016	**BGWC-12**				
92587881017	**BGWC-16**				
92587881018	**BGWC-17**				
92587881021	**BGWC-23**				
92587881022	**BGWC-30**				
92587881023	**BGWC-36D**				
92587881024	**BGWC-38D**				
92587881025	**BGWC-51**				
92587881026	**BGWC-52**				
92587881029	**BGWA-33**				
92587881030	**BGWC-18**				
92587881031	**BGWC-19**				
92587881032	**BGWC-20**				
92587881033	**BGWC-21**				
92587881034	**BGWC-25**				
92587881035	**BGWC-31**				
92587881036	**BGWC-22**				
92587881037	**BGWC-24**				
92587881038	**BGWC-32**				
92587881039	**BGWC-34D**				
92587881040	**BGWC-39**				
92587881041	**BGWC-40**				
92587881042	**BGWC-35D**				
92587881043	**BGWC-37D**				
92587881044	**BGWC-42D**				
92587881045	**BGWC-41D**				
92587881046	**BGWC-43D**				
92587881047	**BGWC-49D**				
92587881001	**BGWA-2**	EPA 3010A	680899	EPA 6010D	681055
92587881002	**BGWA-47D**	EPA 3010A	680899	EPA 6010D	681055
92587881003	**BGWA-48D**	EPA 3010A	680899	EPA 6010D	681055
92587881004	**BGWC-14A**	EPA 3010A	680899	EPA 6010D	681055
92587881005	**BGWA-29**	EPA 3010A	680899	EPA 6010D	681055
92587881006	**BGWC-8**	EPA 3010A	680899	EPA 6010D	681055
92587881007	**BGWC-9**	EPA 3010A	680899	EPA 6010D	681055
92587881008	**BGWA-6**	EPA 3010A	680899	EPA 6010D	681055

This report shall not be reproduced, except in full,
without the written consent of Pace Analytical Services, LLC.

Pace Analytical Services, LLC
110 Technology Parkway
Peachtree Corners, GA 30092
(770)734-4200

QUALITY CONTROL DATA CROSS REFERENCE TABLE

Project: BOWEN AP-Revised Report
Pace Project No.: 92587881

Lab ID	Sample ID	QC Batch Method	QC Batch	Analytical Method	Analytical Batch
92587881009	**BGWC-44D**	EPA 3010A	681370	EPA 6010D	681589
92587881010	**BGWC-50D**	EPA 3010A	681370	EPA 6010D	681589
92587881011	**DUP-1**	EPA 3010A	681370	EPA 6010D	681589
92587881012	**FB-1**	EPA 3010A	681370	EPA 6010D	681589
92587881013	**FB-2**	EPA 3010A	681370	EPA 6010D	681589
92587881014	**BGWC-7**	EPA 3010A	681370	EPA 6010D	681589
92587881015	**BGWC-10**	EPA 3010A	681370	EPA 6010D	681589
92587881016	**BGWC-12**	EPA 3010A	681370	EPA 6010D	681589
92587881017	**BGWC-16**	EPA 3010A	681370	EPA 6010D	681589
92587881018	**BGWC-17**	EPA 3010A	681370	EPA 6010D	681589
92587881019	**DUP-2**	EPA 3010A	681370	EPA 6010D	681589
92587881020	**FB-3**	EPA 3010A	681370	EPA 6010D	681589
92587881021	**BGWC-23**	EPA 3010A	681370	EPA 6010D	681589
92587881022	**BGWC-30**	EPA 3010A	681370	EPA 6010D	681589
92587881023	**BGWC-36D**	EPA 3010A	681370	EPA 6010D	681589
92587881024	**BGWC-38D**	EPA 3010A	681370	EPA 6010D	681589
92587881025	**BGWC-51**	EPA 3010A	681370	EPA 6010D	681589
92587881026	**BGWC-52**	EPA 3010A	681370	EPA 6010D	681589
92587881027	**FB-4**	EPA 3010A	681370	EPA 6010D	681589
92587881028	**EB-1**	EPA 3010A	681370	EPA 6010D	681589
92587881029	**BGWA-33**	EPA 3010A	681555	EPA 6010D	681678
92587881030	**BGWC-18**	EPA 3010A	681555	EPA 6010D	681678
92587881031	**BGWC-19**	EPA 3010A	681555	EPA 6010D	681678
92587881032	**BGWC-20**	EPA 3010A	681555	EPA 6010D	681678
92587881033	**BGWC-21**	EPA 3010A	681555	EPA 6010D	681678
92587881034	**BGWC-25**	EPA 3010A	681555	EPA 6010D	681678
92587881035	**BGWC-31**	EPA 3010A	681555	EPA 6010D	681678
92587881036	**BGWC-22**	EPA 3010A	681555	EPA 6010D	681678
92587881037	**BGWC-24**	EPA 3010A	681555	EPA 6010D	681678
92587881038	**BGWC-32**	EPA 3010A	681555	EPA 6010D	681678
92587881039	**BGWC-34D**	EPA 3010A	681555	EPA 6010D	681678
92587881040	**BGWC-39**	EPA 3010A	681555	EPA 6010D	681678
92587881041	**BGWC-40**	EPA 3010A	681555	EPA 6010D	681678
92587881042	**BGWC-35D**	EPA 3010A	681555	EPA 6010D	681678
92587881043	**BGWC-37D**	EPA 3010A	681555	EPA 6010D	681678
92587881044	**BGWC-42D**	EPA 3010A	681555	EPA 6010D	681678
92587881045	**BGWC-41D**	EPA 3010A	681555	EPA 6010D	681678
92587881046	**BGWC-43D**	EPA 3010A	681555	EPA 6010D	681678
92587881047	**BGWC-49D**	EPA 3010A	681555	EPA 6010D	681678
92587881048	**DUP-4**	EPA 3010A	681555	EPA 6010D	681678
92587881049	**DUP-3**	EPA 3010A	681852	EPA 6010D	681985
92587881050	**FB-5**	EPA 3010A	681852	EPA 6010D	681985
92587881051	**EB-2**	EPA 3010A	681852	EPA 6010D	681985
92587881052	**FB-6**	EPA 3010A	681852	EPA 6010D	681985
92587881053	**EB-3**	EPA 3010A	681852	EPA 6010D	681985
92587881054	**FB-7**	EPA 3010A	681852	EPA 6010D	681985
92587881055	**EB-4**	EPA 3010A	681852	EPA 6010D	681985

This report shall not be reproduced, except in full,
without the written consent of Pace Analytical Services, LLC.

Pace Analytical Services, LLC
110 Technology Parkway
Peachtree Corners, GA 30092
(770)734-4200

QUALITY CONTROL DATA CROSS REFERENCE TABLE

Project: BOWEN AP-Revised Report
Pace Project No.: 92587881

Lab ID	Sample ID	QC Batch Method	QC Batch	Analytical Method	Analytical Batch
92587881001	**BGWA-2**	EPA 3005A	680871	EPA 6020B	681052
92587881002	**BGWA-47D**	EPA 3005A	680871	EPA 6020B	681052
92587881003	**BGWA-48D**	EPA 3005A	680871	EPA 6020B	681052
92587881004	**BGWC-14A**	EPA 3005A	680871	EPA 6020B	681052
92587881005	**BGWA-29**	EPA 3005A	680871	EPA 6020B	681052
92587881006	**BGWC-8**	EPA 3005A	680871	EPA 6020B	681052
92587881007	**BGWC-9**	EPA 3005A	680871	EPA 6020B	681052
92587881008	**BGWA-6**	EPA 3005A	680871	EPA 6020B	681052
92587881009	**BGWC-44D**	EPA 3005A	680871	EPA 6020B	681052
92587881010	**BGWC-50D**	EPA 3005A	680871	EPA 6020B	681052
92587881011	**DUP-1**	EPA 3005A	681369	EPA 6020B	681587
92587881012	**FB-1**	EPA 3005A	681369	EPA 6020B	681587
92587881013	**FB-2**	EPA 3005A	681369	EPA 6020B	681587
92587881014	**BGWC-7**	EPA 3005A	681369	EPA 6020B	681587
92587881015	**BGWC-10**	EPA 3005A	681369	EPA 6020B	681587
92587881016	**BGWC-12**	EPA 3005A	681369	EPA 6020B	681587
92587881017	**BGWC-16**	EPA 3005A	681369	EPA 6020B	681587
92587881018	**BGWC-17**	EPA 3005A	681369	EPA 6020B	681587
92587881019	**DUP-2**	EPA 3005A	681369	EPA 6020B	681587
92587881020	**FB-3**	EPA 3005A	681369	EPA 6020B	681587
92587881021	**BGWC-23**	EPA 3005A	681369	EPA 6020B	681587
92587881022	**BGWC-30**	EPA 3005A	681369	EPA 6020B	681587
92587881023	**BGWC-36D**	EPA 3005A	681369	EPA 6020B	681587
92587881024	**BGWC-38D**	EPA 3005A	681369	EPA 6020B	681587
92587881025	**BGWC-51**	EPA 3005A	681369	EPA 6020B	681587
92587881026	**BGWC-52**	EPA 3005A	681369	EPA 6020B	681587
92587881027	**FB-4**	EPA 3005A	681369	EPA 6020B	681587
92587881028	**EB-1**	EPA 3005A	681369	EPA 6020B	681587
92587881029	**BGWA-33**	EPA 3005A	681369	EPA 6020B	681587
92587881030	**BGWC-18**	EPA 3005A	681369	EPA 6020B	681587
92587881031	**BGWC-19**	EPA 3005A	681553	EPA 6020B	681676
92587881032	**BGWC-20**	EPA 3005A	681553	EPA 6020B	681676
92587881033	**BGWC-21**	EPA 3005A	681553	EPA 6020B	681676
92587881034	**BGWC-25**	EPA 3005A	681553	EPA 6020B	681676
92587881035	**BGWC-31**	EPA 3005A	681553	EPA 6020B	681676
92587881036	**BGWC-22**	EPA 3005A	681553	EPA 6020B	681676
92587881037	**BGWC-24**	EPA 3005A	681553	EPA 6020B	681676
92587881038	**BGWC-32**	EPA 3005A	681553	EPA 6020B	681676
92587881039	**BGWC-34D**	EPA 3005A	681553	EPA 6020B	681676
92587881040	**BGWC-39**	EPA 3005A	681553	EPA 6020B	681676
92587881041	**BGWC-40**	EPA 3005A	681553	EPA 6020B	681676
92587881042	**BGWC-35D**	EPA 3005A	681553	EPA 6020B	681676
92587881043	**BGWC-37D**	EPA 3005A	681553	EPA 6020B	681676
92587881044	**BGWC-42D**	EPA 3005A	681553	EPA 6020B	681676
92587881045	**BGWC-41D**	EPA 3005A	681553	EPA 6020B	681676
92587881046	**BGWC-43D**	EPA 3005A	681553	EPA 6020B	681676
92587881047	**BGWC-49D**	EPA 3005A	681553	EPA 6020B	681676
92587881048	**DUP-4**	EPA 3005A	681553	EPA 6020B	681676

This report shall not be reproduced, except in full,
without the written consent of Pace Analytical Services, LLC.

Pace Analytical Services, LLC
110 Technology Parkway
Peachtree Corners, GA 30092
(770)734-4200

QUALITY CONTROL DATA CROSS REFERENCE TABLE

Project: BOWEN AP-Revised Report
Pace Project No.: 92587881

Lab ID	Sample ID	QC Batch Method	QC Batch	Analytical Method	Analytical Batch
92587881049	**DUP-3**	EPA 3005A	681553	EPA 6020B	681676
92587881050	**FB-5**	EPA 3005A	681553	EPA 6020B	681676
92587881051	**EB-2**	EPA 3005A	681848	EPA 6020B	681993
92587881052	**FB-6**	EPA 3005A	681848	EPA 6020B	681993
92587881053	**EB-3**	EPA 3005A	681848	EPA 6020B	681993
92587881054	**FB-7**	EPA 3005A	681848	EPA 6020B	681993
92587881055	**EB-4**	EPA 3005A	681848	EPA 6020B	681993
92587881001	**BGWA-2**	EPA 7470A	681825	EPA 7470A	681978
92587881002	**BGWA-47D**	EPA 7470A	681825	EPA 7470A	681978
92587881003	**BGWA-48D**	EPA 7470A	681825	EPA 7470A	681978
92587881004	**BGWC-14A**	EPA 7470A	681825	EPA 7470A	681978
92587881005	**BGWA-29**	EPA 7470A	681825	EPA 7470A	681978
92587881006	**BGWC-8**	EPA 7470A	681825	EPA 7470A	681978
92587881007	**BGWC-9**	EPA 7470A	681825	EPA 7470A	681978
92587881008	**BGWA-6**	EPA 7470A	681825	EPA 7470A	681978
92587881009	**BGWC-44D**	EPA 7470A	681825	EPA 7470A	681978
92587881010	**BGWC-50D**	EPA 7470A	681825	EPA 7470A	681978
92587881011	**DUP-1**	EPA 7470A	681825	EPA 7470A	681978
92587881012	**FB-1**	EPA 7470A	681825	EPA 7470A	681978
92587881013	**FB-2**	EPA 7470A	681825	EPA 7470A	681978
92587881014	**BGWC-7**	EPA 7470A	681825	EPA 7470A	681978
92587881015	**BGWC-10**	EPA 7470A	681825	EPA 7470A	681978
92587881016	**BGWC-12**	EPA 7470A	681825	EPA 7470A	681978
92587881017	**BGWC-16**	EPA 7470A	681825	EPA 7470A	681978
92587881018	**BGWC-17**	EPA 7470A	681825	EPA 7470A	681978
92587881019	**DUP-2**	EPA 7470A	681825	EPA 7470A	681978
92587881020	**FB-3**	EPA 7470A	681825	EPA 7470A	681978
92587881021	**BGWC-23**	EPA 7470A	681827	EPA 7470A	681979
92587881022	**BGWC-30**	EPA 7470A	681827	EPA 7470A	681979
92587881023	**BGWC-36D**	EPA 7470A	681827	EPA 7470A	681979
92587881024	**BGWC-38D**	EPA 7470A	681827	EPA 7470A	681979
92587881025	**BGWC-51**	EPA 7470A	681827	EPA 7470A	681979
92587881026	**BGWC-52**	EPA 7470A	681827	EPA 7470A	681979
92587881027	**FB-4**	EPA 7470A	681827	EPA 7470A	681979
92587881028	**EB-1**	EPA 7470A	681827	EPA 7470A	681979
92587881029	**BGWA-33**	EPA 7470A	681827	EPA 7470A	681979
92587881030	**BGWC-18**	EPA 7470A	681827	EPA 7470A	681979
92587881031	**BGWC-19**	EPA 7470A	681827	EPA 7470A	681979
92587881032	**BGWC-20**	EPA 7470A	681827	EPA 7470A	681979
92587881033	**BGWC-21**	EPA 7470A	681827	EPA 7470A	681979
92587881034	**BGWC-25**	EPA 7470A	681827	EPA 7470A	681979
92587881035	**BGWC-31**	EPA 7470A	681827	EPA 7470A	681979
92587881036	**BGWC-22**	EPA 7470A	681827	EPA 7470A	681979
92587881037	**BGWC-24**	EPA 7470A	681827	EPA 7470A	681979
92587881038	**BGWC-32**	EPA 7470A	681827	EPA 7470A	681979
92587881039	**BGWC-34D**	EPA 7470A	681827	EPA 7470A	681979
92587881040	**BGWC-39**	EPA 7470A	681827	EPA 7470A	681979

This report shall not be reproduced, except in full,
without the written consent of Pace Analytical Services, LLC.

Pace Analytical Services, LLC
110 Technology Parkway
Peachtree Corners, GA 30092
(770)734-4200

QUALITY CONTROL DATA CROSS REFERENCE TABLE

Project: BOWEN AP-Revised Report
Pace Project No.: 92587881

Lab ID	Sample ID	QC Batch Method	QC Batch	Analytical Method	Analytical Batch
92587881041	**BGWC-40**	EPA 7470A	682003	EPA 7470A	682165
92587881042	**BGWC-35D**	EPA 7470A	682003	EPA 7470A	682165
92587881043	**BGWC-37D**	EPA 7470A	682003	EPA 7470A	682165
92587881044	**BGWC-42D**	EPA 7470A	682003	EPA 7470A	682165
92587881045	**BGWC-41D**	EPA 7470A	682003	EPA 7470A	682165
92587881046	**BGWC-43D**	EPA 7470A	682003	EPA 7470A	682165
92587881047	**BGWC-49D**	EPA 7470A	682003	EPA 7470A	682165
92587881048	**DUP-4**	EPA 7470A	682003	EPA 7470A	682165
92587881049	**DUP-3**	EPA 7470A	682003	EPA 7470A	682165
92587881050	**FB-5**	EPA 7470A	682003	EPA 7470A	682165
92587881051	**EB-2**	EPA 7470A	682003	EPA 7470A	682165
92587881052	**FB-6**	EPA 7470A	682003	EPA 7470A	682165
92587881053	**EB-3**	EPA 7470A	682003	EPA 7470A	682165
92587881054	**FB-7**	EPA 7470A	682003	EPA 7470A	682165
92587881055	**EB-4**	EPA 7470A	682003	EPA 7470A	682165
92587881001	**BGWA-2**	SM 2540C-2015	678707		
92587881002	**BGWA-47D**	SM 2540C-2015	678707		
92587881003	**BGWA-48D**	SM 2540C-2015	678707		
92587881004	**BGWC-14A**	SM 2540C-2015	678707		
92587881005	**BGWA-29**	SM 2540C-2015	679091		
92587881006	**BGWC-8**	SM 2540C-2015	679091		
92587881007	**BGWC-9**	SM 2540C-2015	679091		
92587881008	**BGWA-6**	SM 2540C-2015	678707		
92587881009	**BGWC-44D**	SM 2540C-2015	678707		
92587881010	**BGWC-50D**	SM 2540C-2015	678707		
92587881011	**DUP-1**	SM 2540C-2015	678707		
92587881012	**FB-1**	SM 2540C-2015	678707		
92587881013	**FB-2**	SM 2540C-2015	679091		
92587881014	**BGWC-7**	SM 2540C-2015	679320		
92587881015	**BGWC-10**	SM 2540C-2015	679320		
92587881016	**BGWC-12**	SM 2540C-2015	679320		
92587881017	**BGWC-16**	SM 2540C-2015	679320		
92587881018	**BGWC-17**	SM 2540C-2015	679320		
92587881019	**DUP-2**	SM 2540C-2015	679320		
92587881020	**FB-3**	SM 2540C-2015	679320		
92587881021	**BGWC-23**	SM 2540C-2015	679320		
92587881022	**BGWC-30**	SM 2540C-2015	679320		
92587881023	**BGWC-36D**	SM 2540C-2015	679320		
92587881024	**BGWC-38D**	SM 2540C-2015	679320		
92587881025	**BGWC-51**	SM 2540C-2015	679320		
92587881026	**BGWC-52**	SM 2540C-2015	679320		
92587881027	**FB-4**	SM 2540C-2015	679320		
92587881028	**EB-1**	SM 2540C-2015	679320		
92587881029	**BGWA-33**	SM 2540C-2015	679674		
92587881030	**BGWC-18**	SM 2540C-2015	679674		
92587881031	**BGWC-19**	SM 2540C-2015	679674		

This report shall not be reproduced, except in full,
without the written consent of Pace Analytical Services, LLC.

Pace Analytical Services, LLC
110 Technology Parkway
Peachtree Corners, GA 30092
(770)734-4200

QUALITY CONTROL DATA CROSS REFERENCE TABLE

Project: BOWEN AP-Revised Report
Pace Project No.: 92587881

Lab ID	Sample ID	QC Batch Method	QC Batch	Analytical Method	Analytical Batch
92587881032	**BGWC-20**	SM 2540C-2015	679674		
92587881033	**BGWC-21**	SM 2540C-2015	679674		
92587881034	**BGWC-25**	SM 2540C-2015	679674		
92587881035	**BGWC-31**	SM 2540C-2015	679674		
92587881036	**BGWC-22**	SM 2540C-2015	679320		
92587881037	**BGWC-24**	SM 2540C-2015	679674		
92587881038	**BGWC-32**	SM 2540C-2015	679674		
92587881039	**BGWC-34D**	SM 2540C-2015	679674		
92587881040	**BGWC-39**	SM 2540C-2015	679674		
92587881041	**BGWC-40**	SM 2540C-2015	679674		
92587881042	**BGWC-35D**	SM 2540C-2015	680301		
92587881043	**BGWC-37D**	SM 2540C-2015	680301		
92587881044	**BGWC-42D**	SM 2540C-2015	680301		
92587881045	**BGWC-41D**	SM 2540C-2015	679674		
92587881046	**BGWC-43D**	SM 2540C-2015	679674		
92587881047	**BGWC-49D**	SM 2540C-2015	680301		
92587881048	**DUP-4**	SM 2540C-2015	680301		
92587881049	**DUP-3**	SM 2540C-2015	679674		
92587881050	**FB-5**	SM 2540C-2015	679674		
92587881051	**EB-2**	SM 2540C-2015	679674		
92587881052	**FB-6**	SM 2540C-2015	679674		
92587881053	**EB-3**	SM 2540C-2015	680301		
92587881054	**FB-7**	SM 2540C-2015	680301		
92587881055	**EB-4**	SM 2540C-2015	680301		
92587881001	**BGWA-2**	EPA 300.0 Rev 2.1 1993	678978		
92587881002	**BGWA-47D**	EPA 300.0 Rev 2.1 1993	678978		
92587881003	**BGWA-48D**	EPA 300.0 Rev 2.1 1993	678978		
92587881004	**BGWC-14A**	EPA 300.0 Rev 2.1 1993	679328		
92587881005	**BGWA-29**	EPA 300.0 Rev 2.1 1993	679328		
92587881006	**BGWC-8**	EPA 300.0 Rev 2.1 1993	679328		
92587881007	**BGWC-9**	EPA 300.0 Rev 2.1 1993	679328		
92587881008	**BGWA-6**	EPA 300.0 Rev 2.1 1993	679328		
92587881009	**BGWC-44D**	EPA 300.0 Rev 2.1 1993	679328		
92587881010	**BGWC-50D**	EPA 300.0 Rev 2.1 1993	679328		
92587881011	**DUP-1**	EPA 300.0 Rev 2.1 1993	679328		
92587881012	**FB-1**	EPA 300.0 Rev 2.1 1993	679328		
92587881013	**FB-2**	EPA 300.0 Rev 2.1 1993	679328		
92587881014	**BGWC-7**	EPA 300.0 Rev 2.1 1993	679851		
92587881015	**BGWC-10**	EPA 300.0 Rev 2.1 1993	679851		
92587881016	**BGWC-12**	EPA 300.0 Rev 2.1 1993	679851		
92587881017	**BGWC-16**	EPA 300.0 Rev 2.1 1993	679851		
92587881018	**BGWC-17**	EPA 300.0 Rev 2.1 1993	679851		
92587881019	**DUP-2**	EPA 300.0 Rev 2.1 1993	679851		
92587881020	**FB-3**	EPA 300.0 Rev 2.1 1993	679851		

This report shall not be reproduced, except in full,
without the written consent of Pace Analytical Services, LLC.

Pace Analytical Services, LLC
110 Technology Parkway
Peachtree Corners, GA 30092
(770)734-4200

QUALITY CONTROL DATA CROSS REFERENCE TABLE

Project: BOWEN AP-Revised Report
Pace Project No.: 92587881

Lab ID	Sample ID	QC Batch Method	QC Batch	Analytical Method	Analytical Batch
92587881021	**BGWC-23**	EPA 300.0 Rev 2.1 1993	679981		
92587881022	**BGWC-30**	EPA 300.0 Rev 2.1 1993	679981		
92587881023	**BGWC-36D**	EPA 300.0 Rev 2.1 1993	679981		
92587881024	**BGWC-38D**	EPA 300.0 Rev 2.1 1993	679981		
92587881025	**BGWC-51**	EPA 300.0 Rev 2.1 1993	679981		
92587881026	**BGWC-52**	EPA 300.0 Rev 2.1 1993	679981		
92587881027	**FB-4**	EPA 300.0 Rev 2.1 1993	679981		
92587881028	**EB-1**	EPA 300.0 Rev 2.1 1993	679981		
92587881029	**BGWA-33**	EPA 300.0 Rev 2.1 1993	680700		
92587881030	**BGWC-18**	EPA 300.0 Rev 2.1 1993	680700		
92587881031	**BGWC-19**	EPA 300.0 Rev 2.1 1993	680700		
92587881032	**BGWC-20**	EPA 300.0 Rev 2.1 1993	680700		
92587881033	**BGWC-21**	EPA 300.0 Rev 2.1 1993	680700		
92587881034	**BGWC-25**	EPA 300.0 Rev 2.1 1993	680700		
92587881035	**BGWC-31**	EPA 300.0 Rev 2.1 1993	680700		
92587881036	**BGWC-22**	EPA 300.0 Rev 2.1 1993	680700		
92587881037	**BGWC-24**	EPA 300.0 Rev 2.1 1993	680700		
92587881038	**BGWC-32**	EPA 300.0 Rev 2.1 1993	680700		
92587881039	**BGWC-34D**	EPA 300.0 Rev 2.1 1993	680700		
92587881040	**BGWC-39**	EPA 300.0 Rev 2.1 1993	680700		
92587881041	**BGWC-40**	EPA 300.0 Rev 2.1 1993	680700		
92587881042	**BGWC-35D**	EPA 300.0 Rev 2.1 1993	680700		
92587881043	**BGWC-37D**	EPA 300.0 Rev 2.1 1993	680700		
92587881044	**BGWC-42D**	EPA 300.0 Rev 2.1 1993	680700		
92587881045	**BGWC-41D**	EPA 300.0 Rev 2.1 1993	680700		
92587881046	**BGWC-43D**	EPA 300.0 Rev 2.1 1993	680700		
92587881047	**BGWC-49D**	EPA 300.0 Rev 2.1 1993	680700		
92587881048	**DUP-4**	EPA 300.0 Rev 2.1 1993	680700		
92587881049	**DUP-3**	EPA 300.0 Rev 2.1 1993	680813		
92587881050	**FB-5**	EPA 300.0 Rev 2.1 1993	680813		
92587881051	**EB-2**	EPA 300.0 Rev 2.1 1993	680813		
92587881052	**FB-6**	EPA 300.0 Rev 2.1 1993	680813		
92587881053	**EB-3**	EPA 300.0 Rev 2.1 1993	680813		
92587881054	**FB-7**	EPA 300.0 Rev 2.1 1993	680813		
92587881055	**EB-4**	EPA 300.0 Rev 2.1 1993	680813		

This report shall not be reproduced, except in full,
without the written consent of Pace Analytical Services, LLC.

Pace Analytical	Document Name: Sample Condition Upon Receipt (SCUR)	Document Revised: November 15, 2021 Page 1 of 2
	Document No.: F-CAR-CS-033-Rev.08	Issuing Authority: Pace Carolinas Quality Office

Laboratory receiving samples:
Asheville ☐ Eden ☐ Greenwood ☐ Huntersville ☐ Raleigh ☐ Mechanicsville ☐ Atlanta ☑ Kernersville ☐

Sample Condition Upon Receipt

Client Name: Georgia Power

Project #: WO# : 92587881
92587881

Courier: ☐ Commercial ☐ Fed Ex ☐ UPS ☐ USPS ☐ Client ☑ Pace ☐ Other:____

Custody Seal Present? ☐ Yes ☑ No **Seals Intact?** ☐ Yes ☑ No

Date/Initials Person Examining Contents: OD 2/11/26

Packing Material: ☐ Bubble Wrap ☑ Bubble Bags ☐ None ☑ Other

Biological Tissue Frozen? ☐ Yes ☐ No ☑ N/A

Thermometer: ☐ IR Gun ID: 228 ☑ Wet ☐ Blue ☐ None

Type of Ice:

Cooler Temp: 5.3 **Correction Factor:** Add/Subtract (°C) +.2

Temp should be above freezing to 6°C
☐ Samples out of temp criteria. Samples on ice, cooling process has begun

Cooler Temp Corrected (°C): 5.5

USDA Regulated Soil (☐ N/A, water sample)
Did samples originate in a quarantine zone within the United States: CA, NY, or SC (check maps)? ☐ Yes ☑ No

Did samples originate from a foreign source (internationally, including Hawaii and Puerto Rico)? ☐ Yes ☑ No

				Comments/Discrepancy:
Chain of Custody Present?	☑ Yes	☐ No	☐ N/A	1.
Samples Arrived within Hold Time?	☑ Yes	☐ No	☐ N/A	2.
Short Hold Time Analysis (<72 hr.)?	☐ Yes	☑ No	☐ N/A	3.
Rush Turn Around Time Requested?	☐ Yes	☑ No	☐ N/A	4.
Sufficient Volume?	☑ Yes	☐ No	☐ N/A	5.
Correct Containers Used?	☑ Yes	☐ No	☐ N/A	6.
-Pace Containers Used?	☑ Yes	☐ No	☐ N/A	
Containers Intact?	☑ Yes	☐ No	☐ N/A	7.
Dissolved analysis: Samples Field Filtered?	☐ Yes	☐ No	☑ N/A	8.
Sample Labels Match COC?	☑ Yes	☐ No	☐ N/A	9.
-Includes Date/Time/ID/Analysis Matrix: W				
Headspace in VOA Vials (>5-6mm)?	☐ Yes	☐ No	☑ N/A	10.
Trip Blank Present?	☐ Yes	☐ No	☑ N/A	11.
Trip Blank Custody Seals Present?	☐ Yes	☐ No	☑ N/A	

COMMENTS/SAMPLE DISCREPANCY

Field Data Required? ☐ Yes ☐ No

Lot ID of split containers:

CLIENT NOTIFICATION/RESOLUTION

Person contacted: _____ Date/Time: _____

Project Manager SCURF Review: _____ **Date:** _____

Project Manager SRF Review: _____ **Date:** _____

Pace Analytical	Document Name: Sample Condition Upon Receipt (SCUR)	Document Revised: November 15, 2021 Page 2 of 2
	Document No.: F-CAR-CS-033-Rev.08	Issuing Authority: Pace Carolinas Quality Offi...

***Check mark top half of box if pH and/or dechlorination is verified and within the acceptance range for preservation samples.**

Exceptions: VOA, Coliform, TOC, Oil and Grease, DRO/8015 (water) DOC, LLHg

****Bottom half of box is to list number of bottles**

Project WO#: 92587881

PM: NMG Due Date: 02/25/22

CLIENT: GA-GA Power

Item#	BP4U-125 mL Plastic Unpreserved (N/A) (Cl-)	BP3U-250 mL Plastic Unpreserved (N/A)	BP2U-500 mL Plastic Unpreserved (N/A)	BP1U-1 liter Plastic Unpreserved (N/A)	BP4S-125 mL Plastic H2SO4 (pH < 2) (Cl-)	BP3N-250 mL plastic HNO3 (pH < 2)	BP4Z-125 mL Plastic ZN Acetate & NaOH (>9)	BP4B-125 mL Plastic NaOH (pH > 12) (Cl-)	WGFU-Wide-mouthed Glass jar Unpreserved	AG1U-1 liter Amber Unpreserved (N/A) (Cl-)	AG1H-1 liter Amber HCl (pH < 2)	AG3U-250 mL Amber Unpreserved (N/A) (Cl-)	AG1S-1 liter Amber H2SO4 (pH < 2)	AG3S-250 mL Amber H2SO4 (pH < 2)	AG3A(DG3A)-250 mL Amber NH4Cl (N/A)(Cl-)	DG9H-40 mL VOA HCl (N/A)	VG9T-40 mL VOA Na2S2O3 (N/A)	VG9U-40 mL VOA Unpreserved (N/A)	DG9P-40 mL VOA H3PO4 (N/A)	VOAK (3 vials per kit)-5035 kit (N/A)	V/GK (3 vials per kit)-VPH/Gas kit (N/A)	SP5T-125 mL Sterile Plastic (N/A – lab)	SP2T-250 mL Sterile Plastic (N/A – lab)	BP1N	BP3A-250 mL Plastic (NH2)2SO4 (9.3-9.7)	AG0U-100 mL Amber Unpreserved vials (N/A)	VSGU-20 mL Scintillation vials (N/A)	DG9U-40 mL Amber Unpreserved vials (N/A)
1		1	1			1																		2				
2		1	1			1																		2				
3		1	1			1																		2				
4		1	1			1																		2				
5		1	1			1																		2				
6		1	1			1																		2				
7		1	1			1																		2				
8		1	1			1																		2				
9		1	1			1																		2				
10		1	1			1																		2				
11		1	1			1																		2				
12		1	1			1																		2				

pH Adjustment Log for Preserved Samples

Sample ID	Type of Preservative	pH upon receipt	Date preservation adjusted	Time preservation adjusted	Amount of Preservative added	Lot #

Note: Whenever there is a discrepancy affecting North Carolina compliance samples, a copy of this form will be sent to the North Carolina DEHNR Certification Office (i.e. Out of hold, Incorrect preservative, out of temp, incorrect containers

Pace Analytical	Document Name: Sample Condition Upon Receipt (SCUR)	Document Revised: November 15, 2021 Page 2 of 2
	Document No.: F-CAR-CS-033-Rev.08	Issuing Authority: Pace Carolinas Quality Office

***Check mark top half of box if pH and/or dechlorination is verified and within the acceptance range for preservation samples.**

Exceptions: VOA, Coliform, TOC, Oil and Grease, DRO/8015 (water) DOC, LLHg

****Bottom half of box is to list number of bottles**

Project # **WO# : 92587881**

PM: NMG Due Date: 02/25/22

CLIENT: GA-GA Power

Item#	BP4U-125 mL Plastic Unpreserved (N/A) (Cl-)	BP3U-250 mL Plastic Unpreserved (N/A)	BP2U-500 mL Plastic Unpreserved (N/A)	BP1U-1 liter Plastic Unpreserved (N/A)	BP4S-125 mL Plastic H2SO4 (pH < 2) (Cl-)	BP3N-250 mL plastic HNO3 (pH < 2)	BP4Z-125 mL Plastic ZN Acetate & NaOH (>9)	BP4B-125 mL Plastic NaOH (pH > 12) (Cl-)	WGFU-Wide-mouthed Glass jar Unpreserved	AG1U-1 liter Amber Unpreserved (N/A) (Cl-)	AG1H-1 liter Amber HCl (pH < 2)	AG3U-250 mL Amber Unpreserved (N/A) (Cl-)	AG1S-1 liter Amber H2SO4 (pH < 2)	AG3S-250 mL Amber H2SO4 (pH < 2)	AG3A(DG3A)-250 mL Amber NH4Cl (N/A)(Cl-)	DG9H-40 mL VOA HCl (N/A)	VG9T-40 mL VOA Na2S2O3 (N/A)	VG9U-40 mL VOA Unpreserved (N/A)	DG9P-40 mL VOA H3PO4 (N/A)	VOAK (3 vials per kit)-5035 kit (N/A)	V/GK (3 vials per kit)-VPH/Gas kit (N/A)	SPST-125 mL Sterile Plastic (N/A – lab)	SP2T-250 mL Sterile Plastic (N/A – lab)	BP1N	BP3A-250 mL Plastic (NH2)2SO4 (9.3-9.7)	AG0U-100 mL Amber Unpreserved vials (N/A)	VSGU-20 mL Scintillation vials (N/A)	DG9U-40 mL Amber Unpreserved vials (N/A)
1		1	1				1																	4				
2																												
3																												
4																												
5																												
6																												
7																												
8																												
9																												
10																												
11																												
12																												

pH Adjustment Log for Preserved Samples

Sample ID	Type of Preservative	pH upon receipt	Date preservation adjusted	Time preservation adjusted	Amount of Preservative added	Lot #

Note: Whenever there is a discrepancy affecting North Carolina compliance samples, a copy of this form will be sent to the North Carolina DEHNR Certification Office (i.e. Out of hold, incorrect preservative, out of temp, incorrect containers.

Pace Analytical

CHAIN-OF-CUSTODY / Analytical Request Document

The Chain-of-Custody is a LEGAL DOCUMENT. All relevant fields must be completed accurately.

Submitting a sample via this chain of custody constitutes acknowledgment and acceptance of the Pace Terms and Conditions found at https://info.pacelabs.com/hubfs/pas-standard-terms.pdf

Page: 1 Of 1

Section A Required Client Information:		Section B Required Project Information:		Section C Invoice Information:	
Company:	Georgia Power	Report To:	Kevin Stephenson	Attention:	
Address:	1003 Weatherstone Parkway	Copy To:		Company Name:	
Woodstock, GA 30188				Address:	
Email:	kevin.stephenson@resolutsenv.com	Purchase Order #:		Pace Quote:	
Phone:	(678)548-9415 Fax:	Project Name:	Bowen AP	Pace Project Manager:	nicole.d'olio@pacelabs.com
Requested Due Date:		Project #:		Pace Profile #:	10844-6

Regulatory Agency	State / Location
	GA

Requested Analysis Filtered (Y/N)

ITEM #	SAMPLE ID (One Character per box. (A-Z, 0-9 / , -) Sample Ids must be unique)	MATRIX CODE (see valid codes to left)	SAMPLE TYPE (G=GRAB C=COMP)	COLLECTED START DATE	COLLECTED START TIME	COLLECTED END DATE	COLLECTED END TIME	SAMPLE TEMP AT COLLECTION	# OF CONTAINERS	Preservatives: Unpreserved	H2SO4	HNO3	HCl	NaOH	Na2S2O3	Methanol	Other	Analyses Test Y/N	TDS	App III/IV Metals	CL, F, SO4	RAD 9315/9320	Residual Chlorine (Y/N)	
1	BGWA-2	WT		2/9/22	1346				5	2		3							X	X	X	X		7.36
2	~~BGWA-25~~	WT																	X	X	X	X		
3	~~BGWA-65~~	WT																	X	X	X	X		
4	BGWA-47D	WT		2/9/22	1210				5	2		3							X	X	X	X		6.86
5	BGWA-48D	WT		2/9/22	1053				5	2		3							X	X	X	X		7.16
6	~~BGWD-7~~	WT																	X	X	X	X		
7	~~BGWD-8~~	WT																	X	X	X	X		
8	~~BGWD-9~~	WT																	X	X	X	X		
9	~~BGWD-10~~	WT																	X	X	X	X		
10	~~BGWC-42~~	WT																	X	X	X	X		
11	BGWC-14A	WT		2/9/22	1521				5	2		3							X	X	X	X		7.01
12	~~BGWD-10~~	WT																	X	X	X	X		

ADDITIONAL COMMENTS	RELINQUISHED BY / AFFILIATION	DATE	TIME	ACCEPTED BY / AFFILIATION	DATE	TIME	SAMPLE CONDITIONS
	William Laaker	2/11/22	0800	Atoya Garner	2/11/22	0800	
	Atoya Garner	2/11/22	9:30	Ryan Williams / Pace	2/11/22	0930	
	Ryan Williams / Pace	2/11/22	1417	OWGD	2/11/22	1417	

SAMPLER NAME AND SIGNATURE

PRINT Name of SAMPLER: William Laaker Meredith Duncan

SIGNATURE of SAMPLER: [signature] DATE Signed: 2/9/22

TEMP in C | Received on Ice (Y/N) | Custody Sealed Cooler (Y/N) | Samples Intact (Y/N)

Pace Analytical
www.pacelabs.com

CHAIN-OF-CUSTODY / Analytical Request Document

The Chain-of-Custody is a LEGAL DOCUMENT. All relevant fields must be completed accurately.

Submitting a sample via this chain of custody constitutes acknowledgment and acceptance of the Pace Terms and Conditions found at https://info.pacelabs.com/hubfs/pas-standard-terms.pdf

Page : 1 Of 1

Section A — Required Client Information:

Company:	Georgia Power
Address:	1003 Weatherstone Parkway
	Woodstock, GA 30188
Email:	kevin.stephenson@resolutecnv.com
Phone:	(678)548-9415 Fax:
Requested Due Date:	

Section B — Required Project Information:

Report To:	Kevin Stephenson
Copy To:	
Purchase Order #:	
Project Name:	Bowen AP
Project #:	

Section C — Invoice Information:

Attention:	
Company Name:	
Address:	
Pace Quote:	
Pace Project Manager:	nicole.d'oleo@pacelabs.com,
Pace Profile #:	10844-6

Regulatory Agency:

State / Location: GA

Requested Analysis Filtered (Y/N)

ITEM #	SAMPLE ID (One Character per box. (A-Z, 0-9 / , -) Sample Ids must be unique)	MATRIX CODE (see valid codes to left)	SAMPLE TYPE (G=GRAB C=COMP)	COLLECTED START DATE	COLLECTED START TIME	COLLECTED END DATE	COLLECTED END TIME	SAMPLE TEMP AT COLLECTION	# OF CONTAINERS	Unpreserved	H2SO4	HNO3	HCl	NaOH	Na2S2O3	Methanol	Other	Analysis Test: TDS	App III/IV Metals	Cl, F, SO4	RAD 9315/9320	Residual Chlorine (Y/N)
1	~~BGWA-2~~	WT																X	X	X	X	
2	BGWA-29	WT		2/10/22	1510				5	2		3						X	X	X	X	8.09
3	~~BGWA-60~~	WT																X	X	X	X	
4	~~BGWA-170~~	WT																X	X	X	X	
5	~~BGWA-180~~	WT																X	X	X	X	
6	~~BGWD-7~~	WT																X	X	X	X	
7	BGWC-8	WT		2/10/22	1225				5	2		3						X	X	X	X	7.59
8	BGWC-9	WT		2/10/22	1350				5	2		3						X	X	X	X	7.28
9	~~BGWD-10~~	WT																X	X	X	X	
10	~~BGWC-12~~	WT																X	X	X	X	
11	~~BGWC-14A~~	WT																X	X	X	X	
12	~~BGWC-16~~	WT																X	X	X	X	

ADDITIONAL COMMENTS	RELINQUISHED BY / AFFILIATION	DATE	TIME	ACCEPTED BY / AFFILIATION	DATE	TIME	SAMPLE CONDITIONS
	William Laaker	2/11/22	0800	Atoya Garner	2/11/22	0800	
	Atoya Garner	2/11/22	9:30	Ryan Williams / Pace	2/11/22	0930	
	Ryan Williams / Pace	2/11/22	1417	[illegible]	2/11/22	1417	

SAMPLER NAME AND SIGNATURE

PRINT Name of SAMPLER: Meredith Duncan, William Laaker

SIGNATURE of SAMPLER: [signature] DATE Signed: 2/10/22

TEMP in C | Received on Ice (Y/N) | Custody Sealed Cooler (Y/N) | Samples Intact (Y/N)

Pace Analytical
www.pacelabs.com

CHAIN-OF-CUSTODY / Analytical Request Document

The Chain-of-Custody is a LEGAL DOCUMENT. All relevant fields must be completed accurately.

Submitting a sample via this chain of custody constitutes acknowledgment and acceptance of the Pace Terms and Conditions found at https://info.pacelabs.com/hubfs/pas-standard-terms.pdf

Page : 2 Of 2

Section A
Required Client Information:

Company:	Georgia Power
Address:	1003 Weatherstone Parkway
Woodstock, GA 30188	
Email:	kevin.stephenson@resoluteenv.com
Phone:	(678)548-9415 Fax
Requested Due Date:	

Section B
Required Project Information:

Report To:	Kevin Stephenson
Copy To:	
Purchase Order #:	
Project Name:	Bowen AP
Project #:	

Section C
Invoice Information:

Attention:	
Company Name:	
Address:	
Pace Quote:	
Pace Project Manager:	nicole.d'oleo@pacelabs.com
Pace Profile #:	10844-6

Regulatory Agency	
State / Location	GA

SAMPLE ID
One Character per box.
(A-Z, 0-9 / , -)
Sample Ids must be unique

MATRIX CODE (see valid codes to left): Drinking Water DW; Water WT; Waste Water WW; Product P; Soil/Solid SL; Oil OL; Wipe WP; Air AR; Other OT; Tissue TS

Requested Analysis Filtered (Y/N)

ITEM #	SAMPLE ID	MATRIX CODE	SAMPLE TYPE (G=GRAB C=COMP)	COLLECTED START DATE	COLLECTED START TIME	COLLECTED END DATE	COLLECTED END TIME	SAMPLE TEMP AT COLLECTION	# OF CONTAINERS	Preservatives: Unpreserved	H2SO4	HNO3	HCl	NaOH	Na2S2O3	Methanol	Other	Analyses Test Y/N	TDS	App III/IV Metals	Cl, F, SO4	RAD 9315/9320	Residual Chlorine (Y/N)
13	~~BGWD-17~~	WT																	X	X	X	X	
14	~~BGWD-18~~	WT																	X	X	X	X	
15	~~BGWD-19~~	WT																	X	X	X	X	
16	~~BGWD-20~~	WT																	X	X	X	X	
17	~~BGWD-21~~	WT																	X	X	X	X	
18	~~BGWD-22~~	WT																	X	X	X	X	
19	~~BGWD-23~~	WT																	X	X	X	X	
20	~~BGWD-24~~	WT																	X	X	X	X	
21	~~BGWD-25~~	WT																	X	X	X	X	
22	~~BGWD-26~~	WT																	X	X	X	X	
23	BGWA-6	WT		2/9/22	1200				5	2		3							X	X	X	X	7.16
24	~~BGWD-01~~	WT																	X	X	X	X	

ADDITIONAL COMMENTS	RELINQUISHED BY / AFFILIATION	DATE	TIME	ACCEPTED BY / AFFILIATION	DATE	TIME	SAMPLE CONDITIONS
	William Laaker	2/11/22	0800	Atoya Garner	2/11/22	0800	
	Atoya Garner	2/11/22	9:30	Ryan Williams / Pace	2/11/22	0930	
	Ryan Williams / Pace	2/11/22	1417	[illegible]	2/11/22	1417	

SAMPLER NAME AND SIGNATURE

PRINT Name of SAMPLER: William Laaker Meredith Duncan

SIGNATURE of SAMPLER: [signature]

DATE Signed: 2/9/22

TEMP in C	Received on Ice (Y/N)	Custody Sealed Cooler (Y/N)	Samples Intact (Y/N)

Pace Analytical
www.pacelabs.com

CHAIN-OF-CUSTODY / Analytical Request Document

The Chain-of-Custody is a LEGAL DOCUMENT. All relevant fields must be completed accurately.

Submitting a sample via this chain of custody constitutes acknowledgment and acceptance of the Pace Terms and Conditions found at https://info.pacelabs.com/hubfs/pas-standard-terms.pdf.

Page : 3 Of 3

Section A
Required Client Information:

Company:	Georgia Power
Address:	1003 Weatherstone Parkway
Woodstock, GA 30188	
Email:	kevin.stephenson@resoluteenv.com
Phone:	(678)548-9415 Fax:
Requested Due Date:	

Section B
Required Project Information:

Report To	Kevin Stephenson
Copy To:	
Purchase Order #	
Project Name:	Bowen AP
Project #:	

Section C
Invoice Information:

Attention:	
Company Name	
Address:	
Pace Quote:	
Pace Project Manager:	nicole.d'oleo@pacelabs.com
Pace Profile #:	10844-6

Regulatory Agency
State / Location
GA

SAMPLE ID
One Character per box.
(A-Z, 0-9 / , -)
Sample Ids must be unique

MATRIX	CODE
Drinking Water	DW
Water	WT
Waste Water	WW
Product	P
Soil/Solid	SL
Oil	OL
Wipe	WP
Air	AR
Other	OT
Tissue	TS

ITEM #	SAMPLE ID	MATRIX CODE (see valid codes to left)	SAMPLE TYPE (G=GRAB C=COMP)	COLLECTED START DATE	COLLECTED START TIME	COLLECTED END DATE	COLLECTED END TIME	SAMPLE TEMP AT COLLECTION	# OF CONTAINERS	Preservatives: Unpreserved	H2SO4	HNO3	HCl	NaOH	Na2S2O3	Methanol	Other	Analyses Test Y/N	TDS	App III/IV Metals	Cl, F, SO4	RAD 9315/9320	Residual Chlorine (Y/N)
25	~~BGWC-02~~	WT																	X	X	X	X	
26	~~BGWC-04D~~	WT																	X	X	X	X	
27	~~BGWC-05D~~	WT																	X	X	X	X	
28	~~BGWC-06D~~	WT																	X	X	X	X	
29	~~BGWC-07D~~	WT																	X	X	X	X	
30	~~BGWC-08D~~	WT																	X	X	X	X	
31	~~BGWC-09~~	WT																	X	X	X	X	
32	~~BGWC-10~~	WT																	X	X	X	X	
33	~~BGWC-41D~~	WT																	X	X	X	X	
34	~~BGWC-42D~~	WT																	X	X	X	X	
35	~~BGWC-43D~~	WT																	X	X	X	X	
36	BGWC-44D	WT		2/9/22	1410				5	2		3							X	X	X	X	7.61

ADDITIONAL COMMENTS	RELINQUISHED BY / AFFILIATION	DATE	TIME	ACCEPTED BY / AFFILIATION	DATE	TIME	SAMPLE CONDITIONS
	William Laaker	2/11/22	0800	Atoya Garner	2/11/22	0800	
	Atoya Garner	2/11/22	9:30	Ryan Williams / Pace	2/11/22	0930	
	Ryan Williams / Pace	2/11/22	1417	[illegible]	2/11/22	1417	

SAMPLER NAME AND SIGNATURE

PRINT Name of SAMPLER: William Laaker, Meredith Duncan

SIGNATURE of SAMPLER: [signature]

DATE Signed: 2/9/22

TEMP in C	Received on Ice (Y/N)	Custody Sealed Cooler (Y/N)	Samples Intact (Y/N)

Pace Analytical
www.pacelabs.com

CHAIN-OF-CUSTODY / Analytical Request Document

The Chain-of-Custody is a LEGAL DOCUMENT. All relevant fields must be completed accurately.

Submitting a sample via this chain of custody constitutes acknowledgment and acceptance of the Pace Terms and Conditions found at https://info.pacelabs.com/hubfs/pas-standard-terms.pdf.

Page: 4 Of 4

Section A — Required Client Information:

Company:	Georgia Power
Address:	1003 Weatherstone Parkway
	Woodstock, GA 30188
Email:	kevin.stephenson@resoluteenv.com
Phone:	(678)548-9415 Fax:
Requested Due Date:	

Section B — Required Project Information:

Report To:	Kevin Stephenson
Copy To	
Purchase Order #	
Project Name:	Bowen AP
Project #:	

Section C — Invoice Information:

Attention	
Company Name	
Address	
Pace Quote	
Pace Project Manager:	nicole.d'olio@pacelabs.com
Pace Profile #:	10844-6

Regulatory Agency:

State / Location: GA

Requested Analysis Filtered (Y/N)

ITEM #	SAMPLE ID (One Character per box. (A-Z, 0-9 / , -) Sample Ids must be unique)	MATRIX CODE (see valid codes to left)	SAMPLE TYPE (G=GRAB C=COMP)	COLLECTED START DATE	COLLECTED START TIME	COLLECTED END DATE	COLLECTED END TIME	SAMPLE TEMP AT COLLECTION	# OF CONTAINERS	Unpreserved	H2SO4	HNO3	HCl	NaOH	Na2S2O3	Methanol	Other	Analyses Test: TDS	App III/IV Metals	Cl, F, SO4	RAD 9315/9320	Residual Chlorine (Y/N)
37	~~BGWC-60~~	WT																				
38	BGWC-50D	WT		2/9/22	1645				5	2		3						X	X	X	X	
39	~~BGWC-51~~	WT																X	X	X	X	7.60
40	~~BGWC-52~~	WT																X	X	X	X	
41	DUP-1	WT		2/9/22	—				5	2		3						X	X	X	X	
42	~~DUP-2~~	WT																X	X	X	X	
43	~~DUP-3~~	WT																X	X	X	X	
44	~~DUP-4~~	WT																X	X	X	X	
45	FB-1	WT		2/9/22	1615				5	2		3						X	X	X	X	
46	~~FB-2~~	WT																X	X	X	X	
47	~~FB-3~~	WT																X	X	X	X	
48	~~FB-4~~	WT																X	X	X	X	

Matrix Codes: Drinking Water DW; Water WT; Waste Water WW; Product P; Soil/Solid SL; Oil OL; Wipe WP; Air AR; Other OT; Tissue TS

ADDITIONAL COMMENTS	RELINQUISHED BY / AFFILIATION	DATE	TIME	ACCEPTED BY / AFFILIATION	DATE	TIME	SAMPLE CONDITIONS
	William Laaker	2/11/22	0800	Atoya Garner	2/11/22	0800	
	Atoya Garner	2/11/22	9:30	Ryan Williams / Pace	2/11/22	0930	
	Ryan Williams / Pace	2/11/22	1417	[illegible]	2/11/22	1417	

SAMPLER NAME AND SIGNATURE

PRINT Name of SAMPLER: William Laaker, Meredith Duncan

SIGNATURE of SAMPLER: [signature]

DATE Signed: 2/9/22

TEMP in C | Received on Ice (Y/N) | Custody Sealed Cooler (Y/N) | Samples Intact (Y/N)

Pace Analytical	Document Name: Sample Condition Upon Receipt (SCUR)	Document Revised: November 15, 2021 Page 1 of 2
	Document No.: F-CAR-CS-033-Rev.08	Issuing Authority: Pace Carolinas Quality Office

Laboratory receiving samples:
Asheville ☐ Eden ☐ Greenwood ☐ Huntersville ☐ Raleigh ☐ Mechanicsville ☐ Atlanta ☑ Kernersville ☐

Sample Condition Upon Receipt

Client Name: G A Power

Project #: WO#: 92587881
PM: NMG Due Date: 02/25/22
CLIENT: GA-GA Power

Courier: ☐ Fed Ex ☐ UPS ☐ USPS ☑ Client ☐ Commercial ☑ Pace ☐ Other:

Custody Seal Present? ☐ Yes ☑ No **Seals Intact?** ☐ Yes ☐ No

Date/Initials Person Examining Contents: 2/15/22 CH

Packing Material: ☐ Bubble Wrap ☐ Bubble Bags ☐ Foam ☐ Other

Biological Tissue Frozen? ☐ Yes ☐ No ☑ N/A

Thermometer: ☑ IR Gun ID: 214 ☑ Wet ☐ Blue ☐ None

Type of Ice:

Cooler Temp: 1.5 **Correction Factor:** Add/Subtract (°C) +0.1

Cooler Temp Corrected (°C): 1.6

Temp should be above freezing to 6°C
☐ Samples out of temp criteria. Samples on ice, cooling process has begun

USDA Regulated Soil (☐ N/A, water sample)
Did samples originate in a quarantine zone within the United States: CA, NY, or SC (check maps)? ☐ Yes ☐ No

Did samples originate from a foreign source (internationally, including Hawaii and Puerto Rico)? ☐ Yes ☐ No

				Comments/Discrepancy:
Chain of Custody Present?	☑ Yes	☐ No	☐ N/A	1.
Samples Arrived within Hold Time?	☑ Yes	☐ No	☐ N/A	2.
Short Hold Time Analysis (<72 hr.)?	☐ Yes	☑ No	☐ N/A	3.
Rush Turn Around Time Requested?	☐ Yes	☑ No	☐ N/A	4.
Sufficient Volume?	☑ Yes	☐ No	☐ N/A	5.
Correct Containers Used?	☑ Yes	☐ No	☐ N/A	6
-Pace Containers Used?	☑ Yes	☐ No	☐ N/A	
Containers Intact?	☑ Yes	☐ No	☐ N/A	7
Dissolved analysis: Samples Field Filtered?	☐ Yes	☐ No	☑ N/A	8.
Sample Labels Match COC?	☑ Yes	☐ No	☐ N/A	9.
-Includes Date/Time/ID/Analysis Matrix: W				
Headspace in VOA Vials (>5-6mm)?	☐ Yes	☐ No	☑ N/A	10.
Trip Blank Present?	☐ Yes	☐ No	☑ N/A	11.
Trip Blank Custody Seals Present?	☐ Yes	☐ No	☑ N/A	

COMMENTS/SAMPLE DISCREPANCY

Field Data Required? ☐ Yes ☐ No

Lot ID of split containers:

CLIENT NOTIFICATION/RESOLUTION

Person contacted: Date/Time:

Project Manager SCURF Review: **Date:**

Project Manager SRF Review: **Date:**

Pace Analytical	Document Name: Sample Condition Upon Receipt (SCUR)	Document Revised: November 15, 2021 Page 2 of 2
	Document No.: F-CAR-CS-033-Rev.08	Issuing Authority: Pace Carolinas Quality Office

***Check mark top half of box if pH and/or dechlorination is verified and within the acceptance range for preservation samples.**

Exceptions: VOA, Coliform, TOC, Oil and Grease, DRO/8015 (water) DOC, LLHg

****Bottom half of box is to list number of bottles**

Project # **WO#: 92587881**

PM: NMG Due Date: 02/25/22

CLIENT: GA-GA Power

Item#	BP4U-125 mL Plastic Unpreserved (N/A) (Cl-)	BP3U-250 mL Plastic Unpreserved (N/A)	BP2U-500 mL Plastic Unpreserved (N/A)	BP1U-1 liter Plastic Unpreserved (N/A)	BP4S-125 mL Plastic H2SO4 (pH < 2) (Cl-)	BP3N-250 mL plastic HNO3 (pH < 2)	BP4Z-125 mL Plastic Zn Acetate & NaOH (>9)	BP4B-125 mL Plastic NaOH (pH > 12) (Cl-)	WGFU-Wide-mouthed Glass jar Unpreserved	AG1U-1 liter Amber Unpreserved (N/A) (Cl-)	AG1H-1 liter Amber HCl (pH < 2)	AG3U-250 mL Amber Unpreserved (N/A) (Cl-)	AG1S-1 liter Amber H2SO4 (pH < 2)	AG3S-250 mL Amber H2SO4 (pH < 2)	AG3A(DG3A)-250 mL Amber NH4Cl (N/A)(Cl-)	DG9H-40 mL VOA HCl (N/A)	VG9T-40 mL VOA Na2S2O3 (N/A)	VG9U-40 mL VOA Unpreserved (N/A)	DG9P-40 mL VOA H3PO4 (N/A)	VOAK (3 vials per kit)-5035 kit (N/A)	V/GK (3 vials per kit)-VPH/Gas kit (N/A)	SPST-125 mL Sterile Plastic (N/A – lab)	SP2T-250 mL Sterile Plastic (N/A – lab)		BP3A-250 mL Plastic (NH2)2SO4 (9.3-9.7)	AG0U-100 mL Amber Unpreserved vials (N/A)	VSGU-20 mL Scintillation vials (N/A)	DG8U-40 mL Amber Unpreserved vials (N/A)
1		1	1			1 ✓																							
2		1	1			1 ✓																							
3		1	1			1 ✓																							
4		1	1			1 ✓																							
5		1	1			1 ✓																							
6		1	1			1 ✓																							
7		1	1			1 ✓																							
8																													
9																													
10																													
11																													
12																													

NDG

pH Adjustment Log for Preserved Samples

Sample ID	Type of Preservative	pH upon receipt	Date preservation adjusted	Time preservation adjusted	Amount of Preservative added	Lot #

Note: Whenever there is a discrepancy affecting North Carolina compliance samples, a copy of this form will be sent to the North Carolina DEHNR Certification Office (i.e. Out of hold, incorrect preservative, out of temp, incorrect containers.

Pace Analytical®	Document Name: Sample Condition Upon Receipt (SCUR)	Document Revised: November 15, 2021 Page 2 of 2
	Document No.: F-CAR-CS-033-Rev.08	Issuing Authority: Pace Carolinas Quality Office

***Check mark top half of box if pH and/or dechlorination is verified and within the acceptance range for preservation samples.**

Exceptions: VOA, Coliform, TOC, Oil and Grease, DRO/8015 (water) DOC, LLHg

****Bottom half of box is to list number of bottles**

Project #

WO#: 92587881

PM: NMG Due Date: 02/25/22

CLIENT: GA-GA Power

Item#	BP4U-125 mL Plastic Unpreserved (N/A) (Cl-)	BP3U-250 mL Plastic Unpreserved (N/A)	BP2U-500 mL Plastic Unpreserved (N/A)	BP1U-1 liter Plastic Unpreserved (N/A)	BP4S-125 mL Plastic H2SO4 (pH < 2) (Cl-)	BP3N-250 mL plastic HNO3 (pH < 2)	BP4Z-125 mL Plastic ZN Acetate & NaOH (>9)	BP4B-125 mL Plastic NaOH (pH > 12) (Cl-)	WGFU-Wide-mouthed Glass jar Unpreserved	AG1U-1 liter Amber Unpreserved (N/A) (Cl-)	AG1H-1 liter Amber HCl (pH < 2)	AG3U-250 mL Amber Unpreserved (N/A) (Cl-)	AG1S-1 liter Amber H2SO4 (pH < 2)	AG3S-250 mL Amber H2SO4 (pH < 2)	AG3A(DG3A)-250 mL Amber NH4Cl (N/A)(Cl-)	DG9H-40 mL VOA HCl (N/A)	VG9T-40 mL VOA Na2S2O3 (N/A)	VG9U-40 mL VOA Unpreserved (N/A)	DG9P-40 mL VOA H3PO4 (N/A)	VOAK (3 vials per kit)-5035 kit (N/A)	V/GK (3 vials per kit)-VPH/Gas kit (N/A)	SP5T-125 mL Sterile Plastic (N/A – lab)	SP2T-250 mL Sterile Plastic (N/A – lab)	BP3A-250 mL Plastic (NH2)2SO4 (9.3-9.7)	AG0U-100 mL Amber Unpreserved vials (N/A)	VSGU-20 mL Scintillation vials (N/A)	DG9U-40 mL Amber Unpreserved vials (N/A)
																								BOIN				
1		1	1			1																		2				
2		1	1			1																		2				
3		1	1			1																		2				
4		1	1			1																		2				
5		1	1			1																		2				
6		1	1			1																		2				
7		1	1			1																		2				
8		1	1			1																		2				
9																												
10																												
11																												
12																												

pH Adjustment Log for Preserved Samples

Sample ID	Type of Preservative	pH upon receipt	Date preservation adjusted	Time preservation adjusted	Amount of Preservative added	Lot #

Note: Whenever there is a discrepancy affecting North Carolina compl ance samples, a copy of this form will be sent to the North Carol na DEHNR Certification Office (.e. Out of hold, incorrect preservative, out of temp, incorrect containers.

Pace Analytical

CHAIN-OF-CUSTODY / Analytical Request Document

The Chain-of-Custody is a LEGAL DOCUMENT. All relevant fields must be completed accurately.

Submitting a sample via this chain of custody constitutes acknowledgment and acceptance of the Pace Terms and Conditions found at https://info.pacelabs.com/hubfs/pas-standard-terms.pdf

Page: 4 Of 4

Section A — Required Client Information:

Company:	Georgia Power
Address:	1003 Weatherstone Parkway
	Woodstock, GA 30188
Email:	kevin.stephenson@resolutieenv.com
Phone:	(678)548-9415 Fax:
Requested Due Date:	

Section B — Required Project Information:

Report To:	Kevin Stephenson
Copy To:	
Purchase Order #:	
Project Name:	Bowen AP
Project #:	

Section C — Invoice Information:

Attention:	
Company Name:	
Address:	
Pace Quote:	
Pace Project Manager:	nicole.d'elio@pacelabs.com
Pace Profile #:	10844-6

Regulatory Agency	
State / Location	GA

MATRIX CODE: Drinking Water DW; Water WT; Waste Water WW; Product P; Soil/Solid SL; Oil OL; Wipe WP; Air AR; Other OT; Tissue TS

ITEM #	SAMPLE ID (One Character per box. (A-Z, 0-9 / , -) Sample Ids must be unique)	MATRIX CODE (see valid codes to left)	SAMPLE TYPE (G=GRAB C=COMP)	COLLECTED START DATE	COLLECTED START TIME	COLLECTED END DATE	COLLECTED END TIME	SAMPLE TEMP AT COLLECTION	# OF CONTAINERS	Preservatives: Unpreserved	H2SO4	HNO3	HCl	NaOH	Na2S2O3	Methanol	Other	Analyses Test (Requested Analysis Filtered (Y/N)): TDS	App III/IV Metals	CL F, SO4	RAD 9315/9320	Residual Chlorine (Y/N)
37	~~BGWG-48D~~	WT																X	X	X	X	
38	~~BGWG-50D~~	WT																X	X	X	X	
39	~~BGWG-54~~	WT																X	X	X	X	
40	~~BGWG-52~~	WT																X	X	X	X	
41	~~DUP-1~~	WT																X	X	X	X	
42	~~DUP-2~~	WT																X	X	X	X	
43	~~DUP-3~~	WT																X	X	X	X	
44	~~DUP-4~~	WT																X	X	X	X	
45	~~FB-1~~	WT																X	X	X	X	
46	FB-2	WT		2/10/22	1450				5	2		3						X	X	X	X	
47	~~FB-3~~	WT																X	X	X	X	
48	~~FB-4~~	WT																X	X	X	X	

ADDITIONAL COMMENTS	RELINQUISHED BY / AFFILIATION	DATE	TIME	ACCEPTED BY / AFFILIATION	DATE	TIME	SAMPLE CONDITIONS
	William Looker	2/11/22	0800	Atoya Garner	2/11/22	0800	
	Atoya Garner	2/11/22	9:30	Ryan Williams / Pace	2/11/22	0930	
	Ryan Williams / Pace	2/11/22	1417	[illegible]	2/11/22	1417	

SAMPLER NAME AND SIGNATURE

PRINT Name of SAMPLER: Meredith Duncan, William Looker

SIGNATURE of SAMPLER: Meredith Duncan

DATE Signed: 2/10/22

TEMP in C | Received on Ice (Y/N) | Custody Sealed Cooler (Y/N) | Samples Intact (Y/N)

Pace Analytical

CHAIN-OF-CUSTODY / Analytical Request Document

The Chain-of-Custody is a LEGAL DOCUMENT. All relevant fields must be completed accurately.

Submitting a sample via this chain of custody constitutes acknowledgment and acceptance of the Pace Terms and Conditions found at https://info.pacelabs.com/hubfs/pas-standard-terms.pdf.

Page : 1 Of 1

Section A
Required Client Information:
Company: Georgia Power
Address: 1003 Weatherstone Parkway
Woodstock, GA 30188
Email: kevin.stephenson@resolutiveinc.com
Phone: (678) 548-9415 Fax:
Requested Due Date:

Section B
Required Project Information:
Report To: Kevin Stephenson
Copy To:
Purchase Order #:
Project Name: Bowen AP
Project #:

Section C
Invoice Information:
Attention:
Company Name:
Address:
Pace Quote:
Pace Project Manager: nicole.d'oleo@pacelabs.com
Pace Profile #: 10844-6

Regulatory Agency
State / Location: GA

Requested Analysis Filtered (Y/N)

ITEM #	SAMPLE ID (One Character per box. (A-Z, 0-9 / , -) Sample ids must be unique)	MATRIX CODE (see valid codes to left)	SAMPLE TYPE (G=GRAB C=COMP)	COLLECTED START DATE	COLLECTED START TIME	COLLECTED END DATE	COLLECTED END TIME	SAMPLE TEMP AT COLLECTION	# OF CONTAINERS	Unpreserved	H2SO4	HNO3	HCl	NaOH	Na2S2O3	Methanol	Other	Analysis Test: TDS	App III/IV Metals	Cl, F, SO4	RAD 9315/9320	Residual Chlorine (Y/N)
1	~~BGWC-1~~	WT																				
2	~~BGWC-25~~	WT																X	X	X	X	
3	~~BGWC-35~~	WT																X	X	X	X	
4	~~BGWC-TD~~	WT																X	X	X	X	
5	~~BGWC-4D~~	WT																X	X	X	X	
6	BGWC-7	WT		2/11/22	0937				5	2		3						X	X	X	X	
7	~~BGWC-8~~	WT																X	X	X	X	7.05
8	~~BGWC-9~~	WT																X	X	X	X	
9	BGWC-10	WT		2/11/22	1135				5	2		3						X	X	X	X	
10	BGWC-12	WT		2/11/22	1253				5	2		3						X	X	X	X	7.58
11	~~BGWC-14A~~	WT																X	X	X	X	7.18
12	BGWC-16	WT		2/11/22	1102				5	2		3						X	X	X	X	6.57

ADDITIONAL COMMENTS	RELINQUISHED BY / AFFILIATION	DATE	TIME	ACCEPTED BY / AFFILIATION	DATE	TIME	SAMPLE CONDITIONS
	Kevin Stephenson	2/15/22	1412	Ryan Williams / Pace	2/15/22	0936	
	Ryan Williams / Pace	2/15/22	1412	Charles Hurt	2/15/22	1412	

SAMPLER NAME AND SIGNATURE
PRINT Name of SAMPLER: William Looker, Mededith Duncan
SIGNATURE of SAMPLER: [signature] DATE Signed: 2/11/22

TEMP in C | Received on Ice (Y/N) | Custody Sealed Cooler (Y/N) | Samples Intact (Y/N)

Pace Analytical
www.pacelabs.com

CHAIN-OF-CUSTODY / Analytical Request Document

The Chain-of-Custody is a LEGAL DOCUMENT. All relevant fields must be completed accurately.

Submitting a sample via this chain of custody constitutes acknowledgment and acceptance of the Pace Terms and Conditions found at https://info.pacelabs.com/hubfs/pas-standard-terms.pdf

Page : 2 Of 2

Section A
Required Client Information:

Company:	Georgia Power
Address:	1003 Weatherstone Parkway
	Woodstock, GA 30188
Email:	kevin.stephenson@resoluteenv.com
Phone:	(678)548-9415 Fax:
Requested Due Date:	

Section B
Required Project Information:

Report To:	Kevin Stephenson
Copy To:	
Purchase Order #:	
Project Name:	Bowen AP
Project #:	

Section C
Invoice Information:

Attention:	
Company Name:	
Address:	
Pace Quote:	
Pace Project Manager:	nicole.d'oleo@pacelabs.com
Pace Profile #:	10844-6

Regulatory Agency

State / Location: GA

ITEM #	SAMPLE ID (One Character per box. (A-Z, 0-9 / , -) Sample Ids must be unique)	MATRIX CODE (see valid codes to left)	SAMPLE TYPE (G=GRAB C=COMP)	COLLECTED START DATE	COLLECTED START TIME	COLLECTED END DATE	COLLECTED END TIME	SAMPLE TEMP AT COLLECTION	# OF CONTAINERS	Preservatives: Unpreserved	H2SO4	HNO3	HCl	NaOH	Na2S2O3	Methanol	Other	Analyses Test (Y/N)	TDS	App III/IV Metals	Cl, F, SO4	RAD 9315/9320	Residual Chlorine (Y/N)
13	BGWC-17	WT		2/11/22	1245				5	2		3							X	X	X	X	727
14	~~BGWC-18~~	WT																	X	X	X	X	
15	~~BGWC-19~~	WT																	X	X	X	X	
16	~~BGWC-20~~	WT																	X	X	X	X	
17	~~BGWC-21~~	WT																	X	X	X	X	
18	~~BGWC-22~~	WT																	X	X	X	X	
19	~~BGWC-23~~	WT																	X	X	X	X	
20	~~BGWC-24~~	WT																	X	X	X	X	
21	~~BGWC-25~~	WT																	X	X	X	X	
22	~~BGWC-30~~	WT																	X	X	X	X	
23	~~BGWA-6~~	WT																	X	X	X	X	
24	~~BGWC-31~~	WT																	X	X	X	X	

Requested Analysis Filtered (Y/N)

ADDITIONAL COMMENTS	RELINQUISHED BY / AFFILIATION	DATE	TIME	ACCEPTED BY / AFFILIATION	DATE	TIME	SAMPLE CONDITIONS
	Kevin Stephenson	2/15/22	[illegible]	Ryan Williams / Pace	2/15/22	0836	
	Ryan Williams / Pace	2/15/22	1412	Charles [illegible]	2/15/22	1412	

SAMPLER NAME AND SIGNATURE

PRINT Name of SAMPLER: William Laaker, Meredith Duncan

SIGNATURE of SAMPLER: [signature] DATE Signed: 2/11/22

TEMP in C | Received on Ice (Y/N) | Custody Sealed Cooler (Y/N) | Samples Intact (Y/N)

Pace Analytical

CHAIN-OF-CUSTODY / Analytical Request Document

The Chain-of-Custody is a LEGAL DOCUMENT. All relevant fields must be completed accurately.

Submitting a sample via this chain of custody constitutes acknowledgment and acceptance of the Pace Terms and Conditions found at https://info.pacelabs.com/hubfs/pas-standard-terms.pdf.

Page : 4 Of 4

Section A — Required Client Information:

Company:	Georgia Power
Address:	1003 Weatherstone Parkway
	Woodstock, GA 30188
Email:	kevin.stephenson@resoluteenv.com
Phone:	(678)548-9415 Fax:
Requested Due Date:	

Section B — Required Project Information:

Report To:	Kevin Stephenson
Copy To:	
Purchase Order #:	
Project Name:	Bowen AP
Project #:	

Section C — Invoice Information:

Attention:	
Company Name:	
Address:	
Pace Quote:	
Pace Project Manager:	nicole.d'oleo@pacelabs.com
Pace Profile #:	10644-6

Regulatory Agency	
State / Location	GA

Requested Analysis Filtered (Y/N): Y/N

ITEM #	SAMPLE ID (One Character per box. (A-Z, 0-9 / , -) Sample Ids must be unique)	MATRIX CODE (see valid codes to left)	SAMPLE TYPE (G=GRAB C=COMP)	COLLECTED START DATE	COLLECTED START TIME	COLLECTED END DATE	COLLECTED END TIME	SAMPLE TEMP AT COLLECTION	# OF CONTAINERS	Unpreserved	H2SO4	HNO3	HCl	NaOH	Na2S2O3	Methanol	Other	Analyses Test: TDS	App III/IV Metals	CL, F, SO4	RAD 9315/9320	Residual Chlorine (Y/N)
37	~~BGWC-600~~	WT																				
38	~~BGWC-600~~	WT																X	X	X	X	
39	~~BGWC-51~~	WT																X	X	X	X	
40	~~BGWC-22~~	WT																X	X	X	X	
41	~~DUP-1~~	WT																X	X	X	X	
42	DUP-2	WT		2/11/22	—				5	2		3						X	X	X	X	
43	~~DUP-3~~	WT																X	X	X	X	
44	~~DUP-4~~	WT																X	X	X	X	
45	~~FB-1~~	WT																X	X	X	X	
46	~~FB-2~~	WT																X	X	X	X	
47	FB-3	WT		2/11/22	1335				5	2		3						X	X	X	X	
48	~~FB-4~~	WT																X	X	X	X	

Matrix codes: Drinking Water DW; Water WT; Waste Water WW; Product P; Soil/Solid SL; Oil OL; Wipe WP; Air AR; Other OT; Tissue TS

ADDITIONAL COMMENTS	RELINQUISHED BY / AFFILIATION	DATE	TIME	ACCEPTED BY / AFFILIATION	DATE	TIME	SAMPLE CONDITIONS
	Kevin Stephenson	2/15/22	0836	Ryan Williams / Pace	2/15/22	0836	
	Ryan Williams / Pace	2/15/22	1412	Charles Ford	2/15/22	1412	

SAMPLER NAME AND SIGNATURE

PRINT Name of SAMPLER: William Lanker, Meredith Duncan

SIGNATURE of SAMPLER: [signature] DATE Signed: 2/11/22

TEMP in C	Received on Ice (Y/N)	Custody Sealed Cooler (Y/N)	Samples Intact (Y/N)

Pace Analytical
www.pacelabs.com

CHAIN-OF-CUSTODY / Analytical Request Document

The Chain-of-Custody is a LEGAL DOCUMENT. All relevant fields must be completed accurately.

Submitting a sample via this chain of custody constitutes acknowledgment and acceptance of the Pace Terms and Conditions found at https://info.pacelabs.com/hubfs/pas-standard-terms.pdf

Page : 2 Of 2

Section A
Required Client Information:

Company:	Georgia Power
Address:	1003 Weatherstone Parkway
	Woodstock, GA 30188
Email:	kevin.stephenson@resoluteenv.com
Phone:	(678)548-9415 Fax:
Requested Due Date:	

Section B
Required Project Information:

Report To:	Kevin Stephenson
Copy To:	
Purchase Order #:	
Project Name:	Bowen AP
Project #:	

Section C
Invoice Information:

Attention:	
Company Name:	
Address:	
Pace Quote:	
Pace Project Manager:	nicole.d'oleo@pacelabs.com,
Pace Profile #:	10644-6

Regulatory Agency

State / Location: GA

ITEM #	SAMPLE ID (One Character per box, (A-Z, 0-9 / , -) Sample Ids must be unique)	MATRIX CODE (see valid codes to left)	SAMPLE TYPE (G=GRAB C=COMP)	COLLECTED START DATE	COLLECTED START TIME	COLLECTED END DATE	COLLECTED END TIME	SAMPLE TEMP AT COLLECTION	# OF CONTAINERS	Preservatives: Unpreserved	H2SO4	HNO3	HCl	NaOH	Na2S2O3	Methanol	Other	Analyses Test Y/N	TDS	App III/IV Metals	Cl, F, SO4	RAD 9315/9320	Residual Chlorine (Y/N)	
13	~~BGWC-17~~	WT																	X	X	X	X		
14	~~BGWC-18~~	WT																	X	X	X	X		
15	~~BGWC-19~~	WT																	X	X	X	X		
16	~~BGWC-20~~	WT																	X	X	X	X		
17	~~BGWC-21~~	WT																	X	X	X	X		
18	~~BGWC-22~~	WT																	X	X	X	X		
19	~~BGWC-23~~ BGWC-23	WT		2/14/22	1520				5	2		3							X	X	X	X		7.15
20	~~BGWC-24~~	WT																	X	X	X	X		
21	~~BGWC-25~~	WT																	X	X	X	X		
22	BGWC-30	WT		2/14/22	1140				5	2		3							X	X	X	X		7.24
23	~~BGWA-5~~	WT																	X	X	X	X		
24	~~BGWC-31~~	WT																	X	X	X	X		

ADDITIONAL COMMENTS	RELINQUISHED BY / AFFILIATION	DATE	TIME	ACCEPTED BY / AFFILIATION	DATE	TIME	SAMPLE CONDITIONS
	Kevin Stephenson	2/15/22	[illegible]	Ryan Williams / Pace	2/15/22	0836	
	Ryan Williams / Pace	2/15/22	1412	Charles Hawk	2/15/22	1412	

SAMPLER NAME AND SIGNATURE

PRINT Name of SAMPLER: Kevin Stephenson / Will Looker / Marcella Duncan

SIGNATURE of SAMPLER: [signature]

DATE Signed: 2/14/22

TEMP in C	Received on Ice (Y/N)	Custody Sealed Cooler (Y/N)	Samples Intact (Y/N)

Pace Analytical
www.pacelabs.com

CHAIN-OF-CUSTODY / Analytical Request Document

The Chain-of-Custody is a LEGAL DOCUMENT. All relevant fields must be completed accurately.

Submitting a sample via this chain of custody constitutes acknowledgment and acceptance of the Pace Terms and Conditions found at https://info.pacelabs.com/hubfs/pas-standard-terms.pdf.

Page : 3 Of 3

Section A
Required Client Information:
Company: Georgia Power
Address: 1003 Weatherstone Parkway
Woodstock, GA 30188
Email: kevin.stephenson@resolutieenv.com
Phone: (678)546-0415 Fax:
Requested Due Date:

Section B
Required Project Information:
Report To: Kevin Stephenson
Copy To:
Purchase Order #:
Project Name: Bowen AP
Project #:

Section C
Invoice Information:
Attention:
Company Name:
Address:
Pace Quote:
Pace Project Manager: nicole.d'oro@pacelabs.com
Pace Profile #: 10644-6

Regulatory Agency
State / Location: GA

Requested Analysis Filtered (Y/N)

ITEM #	SAMPLE ID (One Character per box. (A-Z, 0-9 / , -) Sample Ids must be unique)	MATRIX CODE (see valid codes to left)	SAMPLE TYPE (G=GRAB C=COMP)	COLLECTED START DATE	COLLECTED START TIME	COLLECTED END DATE	COLLECTED END TIME	SAMPLE TEMP AT COLLECTION	# OF CONTAINERS	Preservatives: Unpreserved	H2SO4	HNO3	HCl	NaOH	Na2S2O3	Methanol	Other	Analyses Test Y/N: TDS	App III/IV Metals	Cl, F, SO4	RAD 9315/9320	Residual Chlorine (Y/N)	
25	~~BGWC-33~~	WT																X	X	X	X		
26	~~BGWC-34D~~	WT																X	X	X	X		
27	~~BGWD-35D~~	WT																X	X	X	X		
28	BGWC-36D	WT		2/14/22	1340				5	2		3						X	X	X	X		7.23
29	~~BGWC-37D~~	WT																X	X	X	X		
30	BGWC-38D	WT		2/14/22	1560				5	2		3						X	X	X	X		6.33
31	~~BGWC-39~~	WT																X	X	X	X		
32	~~BGWC-40~~	WT																X	X	X	X		
33	~~BGWC-41D~~	WT																X	X	X	X		
34	~~BGWC-42D~~	WT																X	X	X	X		
35	~~BGWC-43D~~	WT																X	X	X	X		
36	~~BGWC-44D~~	WT																X	X	X	X		

ADDITIONAL COMMENTS	RELINQUISHED BY / AFFILIATION	DATE	TIME	ACCEPTED BY / AFFILIATION	DATE	TIME	SAMPLE CONDITIONS
	[illegible]	2/15/22	0936	Ryan Williams / Pace	2/18/22	0936	
	Ryan Williams / Pace	2/15/22	1412	[illegible]	2/15/22	1412	

SAMPLER NAME AND SIGNATURE
PRINT Name of SAMPLER: [illegible]
SIGNATURE of SAMPLER: [illegible]
DATE Signed: 2/14/22

TEMP in C | Received on Ice (Y/N) | Custody Sealed Cooler (Y/N) | Samples Intact (Y/N)

Pace Analytical
www.pacelabs.com

CHAIN-OF-CUSTODY / Analytical Request Document

The Chain-of-Custody is a LEGAL DOCUMENT. All relevant fields must be completed accurately.

Submitting a sample via this chain of custody constitutes acknowledgment and acceptance of the Pace Terms and Conditions found at https://info.pacelabs.com/hubfs/pas-standard-terms.pdf.

Page : 4 Of 4

Section A
Required Client Information:

Company:	Georgia Power
Address:	1003 Weatherstone Parkway
Woodstock:	GA 30188
Email:	kevin.stephenson@resoluteenv.com
Phone:	(678)546-9415 Fax:
Requested Due Date:	

Section B
Required Project Information:

Report To:	Kevin Stephenson
Copy To:	
Purchase Order #:	
Project Name:	Bowen AP
Project #:	

Section C
Invoice Information:

Attention:	
Company Name:	
Address:	
Pace Quote:	
Pace Project Manager:	nicole.d'ieo@pacelabs.com
Pace Profile #:	10844-6

Regulatory Agency

State / Location: GA

SAMPLE ID
One Character per box.
(A-Z, 0-9 / , -)
Sample Ids must be unique

MATRIX	CODE
Drinking Water	DW
Water	WT
Waste Water	WW
Product	P
Soil/Solid	SL
Oil	OL
Wipe	WP
Air	AR
Other	OT
Tissue	TS

ITEM #	SAMPLE ID	MATRIX CODE (see valid codes to left)	SAMPLE TYPE (G=GRAB C=COMP)	COLLECTED START DATE	COLLECTED START TIME	COLLECTED END DATE	COLLECTED END TIME	SAMPLE TEMP AT COLLECTION	# OF CONTAINERS	Preservatives: Unpreserved	H2SO4	HNO3	HCl	NaOH	Na2S2O3	Methanol	Other	Analyses Test Y/N	TDS	App III/IV Metals	Cl F, SO4	RAD 9315/9320	Residual Chlorine (Y/N)	
37	~~BGWC-49D~~	WT																	X	X	X	X		
38	~~BGWC-50D~~	WT																	X	X	X	X		
39	BGWC-51	WT		2/14/22	1355				5	2		3							X	X	X	X		
40	BGWC-52	WT		2/14/22	1550				5	2		3							X	X	X	X		7.11
41	~~DUP-1~~	WT																	X	X	X	X		7.57
42	~~DUP-2~~	WT																	X	X	X	X		
43	~~DUP-3~~	WT																	X	X	X	X		
44	~~DUP-4~~	WT																	X	X	X	X		
45	~~FB-1~~	WT																	X	X	X	X		
46	~~FB-2~~	WT																	X	X	X	X		
47	~~FB-3~~	WT																	X	X	X	X		
48	FB-4	WT		2/14/22	1636				5	2		3							X	X	X	X		

Requested Analysis Filtered (Y/N)

ADDITIONAL COMMENTS	RELINQUISHED BY / AFFILIATION	DATE	TIME	ACCEPTED BY / AFFILIATION	DATE	TIME
	[signature]	2/15/22	0836	Ryan Williams / Pace	2/16/22	0836
	Ryan Williams / Pace	2/15/22	1412	[signature]	2/15/22	1412

SAMPLE CONDITIONS: TEMP in C | Received on Ice (Y/N) | Custody Sealed Cooler (Y/N) | Samples Intact (Y/N)

SAMPLER NAME AND SIGNATURE

PRINT Name of SAMPLER: [signature] / Will Leaker / Marshall Duncan

SIGNATURE of SAMPLER: [signature]

DATE Signed: 2/14/22

Pace Analytical
www.pacelabs.com

CHAIN-OF-CUSTODY / Analytical Request Document

The Chain-of-Custody is a LEGAL DOCUMENT. All relevant fields must be completed accurately.

Submitting a sample via this chain of custody constitutes acknowledgment and acceptance of the Pace Terms and Conditions found at https://info.pacelabs.com/hubfs/pas-standard-terms.pdf.

Page : 5 Of 5

Section A
Required Client Information:

Company:	Georgia Power
Address:	1003 Weatherstone Parkway
	Woodstock, GA 30188
Email:	kevin.stephenson@resoluteenv.com
Phone:	(678)548-9415 Fax:
Requested Due Date:	

Section B
Required Project Information:

Report To:	Kevin Stephenson
Copy To:	
Purchase Order #:	
Project Name:	Bowen AP
Project #:	

Section C
Invoice Information:

Attention:	
Company Name:	
Address:	
Pace Quote:	
Pace Project Manager:	nicole.d'oleo@pacelabs.com
Pace Profile #:	10644-6

Regulatory Agency

State / Location: GA

SAMPLE ID
One Character per box.
(A-Z, 0-9 / , -)
Sample Ids must be unique

MATRIX	CODE
Drinking Water	DW
Water	WT
Waste Water	WW
Product	P
Soil/Solid	SL
Oil	OL
Wipe	WP
Air	AR
Other	OT
Tissue	TS

ITEM #	SAMPLE ID	MATRIX CODE (see valid codes to left)	SAMPLE TYPE (G=GRAB C=COMP)	COLLECTED START DATE	COLLECTED START TIME	COLLECTED END DATE	COLLECTED END TIME	SAMPLE TEMP AT COLLECTION	# OF CONTAINERS	Preservatives: Unpreserved	H2SO4	HNO3	HCl	NaOH	Na2S2O3	Methanol	Other	Analysis Test Y/N	TDS	App III/IV Metals	Cl, F, SO4	RAD 9315/9320	Residual Chlorine (Y/N)
49	~~FB-5~~	WT																					
50	~~FB-6~~	WT																	X	X	X	X	
51	~~FB-7~~	WT																	X	X	X	X	
52	EB-1	WT		2/14/22	1642				5	2		3							X	X	X	X	
53	~~EB-2~~	WT																	X	X	X	X	
54	~~EB-3~~	WT																	X	X	X	X	
55	~~EB-4~~	WT																	X	X	X	X	
56	~~EB-5~~	WT																	X	X	X	X	
57	~~FB-6~~	WT																	X	X	X	X	
58																			X	X	X	X	
59																							
60																							

Requested Analysis Filtered (Y/N)

ADDITIONAL COMMENTS	RELINQUISHED BY / AFFILIATION	DATE	TIME	ACCEPTED BY / AFFILIATION	DATE	TIME	SAMPLE CONDITIONS
	Kevin Stephenson	2/15/22	0856	Ryan Williams / Pace	2/15/22	0826	
	Ryan Williams / Pace	2/15/22	1412	[signature]	2/15/22	1412	

SAMPLER NAME AND SIGNATURE

PRINT Name of SAMPLER: Kevin Stephenson / Will Lockey / Marcella Duncan

SIGNATURE of SAMPLER: [signature]

DATE Signed: 2/14/22

TEMP in C | Received on Ice (Y/N) | Custody Sealed Cooler (Y/N) | Samples Intact (Y/N)

Pace Analytical	Document Name: Sample Condition Upon Receipt (SCUR)	Document Revised: November 15, 2021 Page 1 of 2
	Document No.: F-CAR-CS-033-Rev.08	Issuing Authority: Pace Carolinas Quality Office

Laboratory receiving samples:
Asheville ☐ Eden ☐ Greenwood ☐ Huntersville ☐ Raleigh ☐ Mechanicsville ☐ Atlanta ☑ Kernersville ☐

Sample Condition Upon Receipt

Client Name: GA Power

Project #:

WO#: 92587881
PM: NMG Due Date: 02/25/22
CLIENT: GA-GA Power

Courier: ☐ Commercial ☐ Fed Ex ☑ Pace ☐ UPS ☐ USPS ☐ Other:____ ☐ Client

Custody Seal Present? ☐ Yes ☑ No Seals Intact? ☐ Yes ☐ No

Date/Initials Person Examining Contents: 2/18/22 DH

Packing Material: ☐ Bubble Wrap ☐ Bubble Bags ☑ None ☐ Other

Biological Tissue Frozen? ☐ Yes ☐ No ☑ N/A

Thermometer: ☑ IR Gun ID: 083 ☑ Wet ☐ Blue ☐ None

Type of Ice:

Cooler Temp: 4.3 Correction Factor: Add/Subtract (°C) +0.2

Temp should be above freezing to 6°C
☐ Samples out of temp criteria. Samples on ice, cooling process has begun

Cooler Temp Corrected (°C): 4.5

USDA Regulated Soil (☐ N/A, water sample)

Did samples originate in a quarantine zone within the United States: CA, NY, or SC (check maps)? ☐ Yes ☐ No

Did samples originate from a foreign source (internationally, including Hawaii and Puerto Rico)? ☐ Yes ☐ No

				Comments/Discrepancy:
Chain of Custody Present?	☑ Yes	☐ No	☐ N/A	1.
Samples Arrived within Hold Time?	☑ Yes	☐ No	☐ N/A	2.
Short Hold Time Analysis (<72 hr.)?	☐ Yes	☑ No	☐ N/A	3.
Rush Turn Around Time Requested?	☐ Yes	☑ No	☐ N/A	4.
Sufficient Volume?	☑ Yes	☐ No	☐ N/A	5.
Correct Containers Used?	☑ Yes	☐ No	☐ N/A	6
-Pace Containers Used?	☑ Yes	☐ No	☐ N/A	
Containers Intact?	☑ Yes	☐ No	☐ N/A	7.
Dissolved analysis: Samples Field Filtered?	☐ Yes	☐ No	☑ N/A	8.
Sample Labels Match COC? -Includes Date/Time/ID/Analysis Matrix: W	☑ Yes	☐ No	☐ N/A	9
Headspace in VOA Vials (>5-6mm)?	☐ Yes	☐ No	☑ N/A	10.
Trip Blank Present?	☐ Yes	☐ No	☑ N/A	11
Trip Blank Custody Seals Present?	☐ Yes	☐ No	☑ N/A	

COMMENTS/SAMPLE DISCREPANCY

Field Data Required? ☐ Yes ☐ No

Lot ID of split containers:

CLIENT NOTIFICATION/RESOLUTION

Person contacted: _____ Date/Time: _____

Project Manager SCURF Review: _____ **Date:** _____

Project Manager SRF Review: _____ **Date:** _____

Pace Analytical®	Document Name: Sample Condition Upon Receipt (SCUR)	Document Revised: November 15, 2021 Page 2 of 2
	Document No.: F-CAR-CS-033-Rev.08	Issuing Authority: Pace Carolinas Quality Office

***Check mark top half of box if pH and/or dechlorination is verified and within the acceptance range for preservation samples.**

Exceptions: VOA, Coliform, TOC, Oil and Grease, DRO/8015 (water) DOC, LLHg

****Bottom half of box is to list number of bottles**

Project # WO#: 92587881

PM: NMG Due Date: 02/25/22

CLIENT: GA-GA Power

Item#	BP4U-125 mL Plastic Unpreserved (N/A) (Cl-)	BP3U-250 mL Plastic Unpreserved (N/A)	BP2U-500 mL Plastic Unpreserved (N/A)	BP1U-1 liter Plastic Unpreserved (N/A)	BP4S-125 mL Plastic H2SO4 (pH < 2) (Cl-)	BP3N-250 mL plastic HNO3 (pH < 2)	BP4Z-125 mL Plastic 2N Acetate & NaOH (>9)	BP4B-125 mL Plastic NaOH (pH > 12) (Cl-)	WGFU-Wide-mouthed Glass jar Unpreserved	AG1U-1 liter Amber Unpreserved (N/A) (Cl-)	AG1H-1 liter Amber HCl (pH < 2)	AG3U-250 mL Amber Unpreserved (N/A) (Cl-)	AG1S-1 liter Amber H2SO4 (pH < 2)	AG3S-250 mL Amber H2SO4 (pH < 2)	AG3A(DG3A)-250 mL Amber NH4Cl (N/A)(Cl-)	DG9H-40 mL VOA HCl (N/A)	VG9T-40 mL VOA Na2S2O3 (N/A)	VG9U-40 mL VOA Unpreserved (N/A)	DG9P-40 mL VOA H3PO4 (N/A)	VOAK (3 vials per kit)-VPH/Gas kit (N/A)	V/GK (3 vials per kit)-VPH/Gas kit (N/A)	SPST-125 mL Sterile Plastic (N/A – lab)	SP2T-250 mL Sterile Plastic (N/A – lab)	BP3A-250 mL Plastic (NH2)2SO4 (9.3-9.7)	AG0U-100 mL Amber Unpreserved vials (N/A)	VSGU-20 mL Sonicillaton vials (N/A)	DG9U-40 mL Amber Unpreserved vials (N/A)
1		1	1			1 ✓																	2 ✓					
2		1	1			1 ✓																	2 ✓					
3		1	1			1 ✓																	2 ✓					
4		1	1			1 ✓																	2 ✓					
5		1	1			1 ✓																	2 ✓					
6		1	1			1 ✓																	2 ✓					
7		1	1			1 ✓																	2 ✓					
8		1	1			1 ✓																	2 ✓					
9		1	1			1 ✓																	2 ✓					
10		1	1			1 ✓																	2 ✓					
11		1	1			1 ✓																	2 ✓					
12		1	1			1 ✓																	2 ✓					

pH Adjustment Log for Preserved Samples

Sample ID	Type of Preservative	pH upon receipt	Date preservation adjusted	Time preservation adjusted	Amount of Preservative added	Lot #

Note: Whenever there is a discrepancy affecting North Carolina compliance samples, a copy of this form will be sent to the North Carolina DEHNR Certification Office (i.e. Out of hold, incorrect preservative, out of temp, incorrect containers.

Pace Analytical	Document Name: Sample Condition Upon Receipt (SCUR)	Document Revised: November 15, 2021 Page 2 of 2
	Document No.: F-CAR-CS-033-Rev.08	Issuing Authority: Pace Carolinas Quality Office

***Check mark top half of box if pH and/or dechlorination is verified and within the acceptance range for preservation samples.**

Exceptions: VOA, Coliform, TOC, Oil and Grease, DRO/8015 (water) DOC, LLHg

****Bottom half of box is to list number of bottles**

Project #

WO# : 92587881

PM: NMG Due Date: 02/25/22

CLIENT: GA-GA Power

Item#	BP4U-125 mL Plastic Unpreserved (N/A) (Cl-)	BP3U-250 mL Plastic Unpreserved (N/A)	BP2U-500 mL Plastic Unpreserved (N/A)	BP1U-1 liter Plastic Unpreserved (N/A)	BP4S-125 mL Plastic H2SO4 (pH < 2) (Cl-)	BP3N-250 mL plastic HNO3 (pH < 2)	BP4Z-125 mL Plastic ZN Acetate & NaOH (>9)	BP4B-125 mL Plastic NaOH (pH > 12) (Cl-)	WGFU-Wide-mouthed Glass jar Unpreserved	AG1U-1 liter Amber Unpreserved (N/A) (Cl-)	AG1H-1 liter Amber HCl (pH < 2)	AG3U-250 mL Amber Unpreserved (N/A) (Cl-)	AG1S-1 liter Amber H2SO4 (pH < 2)	AG3S-250 mL Amber H2SO4 (pH < 2)	AG3A(DG3A)-250 mL Amber NH4Cl (N/A)(Cl-)	DG9H-40 mL VOA HCl (N/A)	VG9T-40 mL VOA Na2S2O3 (N/A)	VG9U-40 mL VOA Unpreserved (N/A)	DG9P-40 mL VOA H3PO4 (N/A)	VOAK (3 vials per kit)-5035 kit (N/A)	V/GK (3 vials per kit)-VPH/Gas kit (N/A)	SPST-125 mL Sterile Plastic (N/A – lab)	SP2T-250 mL Sterile Plastic (N/A – lab)	BP1N	BP3A-250 mL Plastic (NH2)2SO4 (9.3-9.7)	AG0U-100 mL Amber Unpreserved vials (N/A)	VSGU-20 mL Scintillation vials (N/A)	DG9U-40 mL Amber Unpreserved vials (N/A)
1		1	1			1 ✓																		2				
2		1	1			1 ✓																		2				
3		1	1			1 ✓																		2				
4		1	1			1 ✓																		2				
5		1	1			1 ✓																		2				
6		1	1			1 ✓																		2				
7		1	1			1 ✓																		2				
8		1	1			1 ✓																		2				
9		1	1			1 ✓																		2				
10		1	1			1 ✓																		2				
11		1	1			1 ✓																		2				
12		1	1			1 ✓																		2				

pH Adjustment Log for Preserved Samples

Sample ID	Type of Preservative	pH upon receipt	Date preservation adjusted	Time preservation adjusted	Amount of Preservative added	Lot #

Note: Whenever there is a discrepancy affecting North Carolina compliance samples, a copy of this form will be sent to the North Carolina DEHNR Certification Office (i.e. Out of hold, incorrect preservative, out of temp, incorrect containers.

Pace Analytical	Document Name: **Sample Condition Upon Receipt (SCUR)**	Document Revised: November 15, 2021 Page 2 of 2
	Document No.: **F-CAR-CS-033-Rev.08**	Issuing Authority: Pace Carolinas Quality Office

***Check mark top half of box if pH and/or dechlorination is verified and within the acceptance range for preservation samples.**

Exceptions: VOA, Coliform, TOC, Oil and Grease, DRO/8015 (water) DOC, LLHg

****Bottom half of box is to list number of bottles**

Project # **WO# : 92587881**

PM: NMG Due Date: 02/25/22

CLIENT: GA-GA Power

Item#	BP4U-125 mL Plastic Unpreserved (N/A) (Cl-)	BP3U-250 mL Plastic Unpreserved (N/A)	BP2U-500 mL Plastic Unpreserved (N/A)	BP1U-1 liter Plastic Unpreserved (N/A)	BP4S-125 mL Plastic H2SO4 (pH < 2) (Cl-)	BP3N-250 mL plastic HNO3 (pH < 2)	BP4Z-125 mL Plastic ZN Acetate & NaOH (>9)	BP4B-125 mL Plastic NaOH (pH > 12) (Cl-)	WGFU-Wide-mouthed Glass jar Unpreserved	AG1U-1 liter Amber Unpreserved (N/A) (Cl-)	AG1H-1 liter Amber HCl (pH < 2)	AG3U-250 mL Amber Unpreserved (N/A) (Cl-)	AG1S-1 liter Amber H2SO4 (pH < 2)	AG3S-250 mL Amber H2SO4 (pH < 2)	AG3A(DG3A)-250 mL Amber NH4Cl (N/A)(Cl-)	DG9H-40 mL VOA HCl (N/A)	VG9T-40 mL VOA Na2S2O3 (N/A)	VG9U-40 mL VOA Unpreserved (N/A)	DG9P-40 mL VOA H3PO4 (N/A)	VOAK (3 vials per kit)-5035 kit (N/A)	V/GK (3 vials per kit)-VPH/Gas kit (N/A)	SPST-125 mL Sterile Plastic (N/A – lab)	SP2T-250 mL Sterile Plastic (N/A – lab)	BP3A-250 mL Plastic (NH2)2SO4 (9.3-9.7)	AG0U-100 mL Amber Unpreserved vials (N/A)	VSGU-20 mL Scintillation vials (N/A)	DG9U-40 mL Amber Unpreserved vials (N/A)
1		1	1			1																						
2		1	1			1																		2				
3		1	1			1																		2				
4																												
5																												
6																												
7																												
8																												
9																												
10																												
11																												
12																												

pH Adjustment Log for Preserved Samples

Sample ID	Type of Preservative	pH upon receipt	Date preservation adjusted	Time preservation adjusted	Amount of Preservative added	Lot #

Note: Whenever there is a discrepancy affecting North Carolina compliance samples, a copy of this form will be sent to the North Carolina DEHNR Certification Office (i.e Out of hold, incorrect preservative, out of temp, incorrect containers.

Pace Analytical
www.pacelabs.com

CHAIN-OF-CUSTODY / Analytical Request Document

The Chain-of-Custody is a LEGAL DOCUMENT. All relevant fields must be completed accurately.

Submitting a sample via this chain of custody constitutes acknowledgment and acceptance of the Pace Terms and Conditions found at https://info.pacelabs.com/hubfs/pas-standard-terms.pdf.

Page : 1 Of 1

Section A Required Client Information:	Section B Required Project Information:	Section C Invoice Information:
Company: Georgia Power	Report To: Kevin Stephenson	Attention:
Address: 1003 Weatherstone Parkway	Copy To:	Company Name:
Woodstock, GA 30188		Address:
Email: kevin.stephenson@resoluteenv.com	Purchase Order #:	Pace Quote:
Phone: (678)548-9415 Fax:	Project Name: Bowen AP	Pace Project Manager: nicole.d'oleo@pacelabs.com,
Requested Due Date:	Project #:	Pace Profile #: 10844-6

Regulatory Agency:

State / Location: GA

Requested Analysis Filtered (Y/N)

ITEM #	SAMPLE ID (One Character per box. (A-Z, 0-9 / , -) Sample Ids must be unique)	MATRIX CODE (see valid codes to left)	SAMPLE TYPE (G=GRAB C=COMP)	COLLECTED START DATE	COLLECTED START TIME	COLLECTED END DATE	COLLECTED END TIME	SAMPLE TEMP AT COLLECTION	# OF CONTAINERS	Preservatives: Unpreserved	H2SO4	HNO3	HCl	NaOH	Na2S2O3	Methanol	Other	Analyses Test Y/N	TDS	App III/IV Metals	Cl, F, SO4	RAD 9315/9320	Residual Chlorine (Y/N)	
1	~~BGWA-8~~	WT																	X	X	X	X		
2	~~BGWA-29~~	WT																	X	X	X	X		
3	BGWA-33	WT		2/16/22	0915				5	2		3							X	X	X	X		7.20
4	~~BGWA-47D~~	WT																	X	X	X	X		
5	~~BGWA-48D~~	WT																	X	X	X	X		
6	~~BGWC-7~~	WT																	X	X	X	X		
7	~~BGWC-8~~	WT																	X	X	X	X		
8	~~BGWC-9~~	WT																	X	X	X	X		
9	~~BGWC-10~~	WT																	X	X	X	X		
10	~~BGWC-12~~	WT																	X	X	X	X		
11	~~BGWC-14A~~	WT																	X	X	X	X		
12	~~BGWC-16~~	WT																	X	X	X	X		

ADDITIONAL COMMENTS	RELINQUISHED BY / AFFILIATION	DATE	TIME	ACCEPTED BY / AFFILIATION	DATE	TIME	SAMPLE CONDITIONS
	Kevin Stephenson	2/18/22	0952	Barry King - PACE	2/18/22	0957	
	Barry King - PACE	2/18/22	11:56	Charles Hawk	2/18/22	1156	

SAMPLER NAME AND SIGNATURE

PRINT Name of SAMPLER: William Leaker, Kevin Stephenson, Meredith Duncan

SIGNATURE of SAMPLER: [signature] DATE Signed: 2/16/22

TEMP in C | Received on Ice (Y/N) | Custody Sealed Cooler (Y/N) | Samples Intact (Y/N)

Pace Analytical

CHAIN-OF-CUSTODY / Analytical Request Document

The Chain-of-Custody is a LEGAL DOCUMENT. All relevant fields must be completed accurately.

Submitting a sample via this chain of custody constitutes acknowledgment and acceptance of the Pace Terms and Conditions found at https://info.pacelabs.com/hubfs/pas-standard-terms.pdf.

Page : 2 Of 2

Section A — Required Client Information:

Company:	Georgia Power
Address:	1003 Weatherstone Parkway
	Woodstock, GA 30188
Email:	kevin.stephenson@resolutieenv.com
Phone:	(678)548-9415 Fax:
Requested Due Date:	

Section B — Required Project Information:

Report To:	Kevin Stephenson
Copy To:	
Purchase Order #:	
Project Name:	Bowen AP
Project #:	

Section C — Invoice Information:

Attention:	
Company Name:	
Address:	
Pace Quote:	
Pace Project Manager:	nicole.d'cleo@pacelabs.com
Pace Profile #:	10644-6

Regulatory Agency	
State / Location	GA

Requested Analysis Filtered (Y/N)

ITEM #	SAMPLE ID (One Character per box. (A-Z, 0-9 / , -) Sample ids must be unique)	MATRIX CODE (see valid codes to left)	SAMPLE TYPE (G=GRAB C=COMP)	COLLECTED START DATE	COLLECTED START TIME	COLLECTED END DATE	COLLECTED END TIME	SAMPLE TEMP AT COLLECTION	# OF CONTAINERS	Unpreserved	H2SO4	HNO3	HCl	NaOH	Na2S2O3	Methanol	Other	Analysis Test Y/N	TDS	App III/IV Metals	CL, F, SO4	RAD 9315/9320	Residual Chlorine (Y/N)
13	~~BGWC-17~~	WT																					
14	BGWC-18	WT		2/16/22	0930				5	2		3							X	X	X	X	6.37
15	BGWC-19	WT		2/16/22	1100				5	2		3							X	X	X	X	6.57
16	BGWC-20	WT		2/16/22	1325				5	2		3							X	X	X	X	7.31
17	BGWC-21	WT		2/16/22	1444				5	2		3							X	X	X	X	7.90
18	~~BGWC-22~~	WT																	X	X	X	X	
19	~~BGWC-23~~	WT																	X	X	X	X	
20	~~BGWC-24~~	WT																	X	X	X	X	
21	BGWC-25	WT		2/16/22	1357				5	2		3							X	X	X	X	7.30
22	~~BGWC-30~~	WT																	X	X	X	X	
23	~~BGWC-0~~	WT																	X	X	X	X	
24	BGWC-31	WT		2/16/22	1254				5	2		3							X	X	X	X	7.40

ADDITIONAL COMMENTS	RELINQUISHED BY / AFFILIATION	DATE	TIME	ACCEPTED BY / AFFILIATION	DATE	TIME	SAMPLE CONDITIONS
	Kevin Stephenson	2/16/22	1452	Barry King	2/17/22	1452	
	Barry King - POLE	2/17/22	11:56	Charles Hertz	2/18/22	1156	

SAMPLER NAME AND SIGNATURE

PRINT Name of SAMPLER: William Lauter, Kevin Stephenson, Meredith Duncan

SIGNATURE of SAMPLER: [signature] DATE Signed: 2/16/22

TEMP in C	Received on Ice (Y/N)	Custody Sealed Cooler (Y/N)	Samples Intact (Y/N)

Pace Analytical
WWW.PACELABS.COM

CHAIN-OF-CUSTODY / Analytical Request Document

The Chain-of-Custody is a LEGAL DOCUMENT. All relevant fields must be completed accurately.

Submitting a sample via this chain of custody constitutes acknowledgment and acceptance of the Pace Terms and Conditions found at https://info.pacelabs.com/hubfs/pas-standard-terms.pdf.

Page : 2 Of 2

Section A
Required Client Information:

Company:	Georgia Power
Address:	1003 Weatherstone Parkway
Woodstock, GA 30188	
Email:	kevin.stephenson@resoluteenv.com
Phone:	(678)548-9415 Fax:
Requested Due Date:	

Section B
Required Project Information:

Report To:	Kevin Stephenson
Copy To:	
Purchase Order #:	
Project Name:	Bowen AP
Project #:	

Section C
Invoice Information:

Attention:	
Company Name:	
Address:	
Pace Quote:	
Pace Project Manager:	nicole.d'oleo@pacelabs.com,
Pace Profile #:	10644-6

Regulatory Agency
State / Location
GA

SAMPLE ID
One Character per box.
(A-Z, 0-9 / , -)
Sample Ids must be unique

MATRIX	CODE
Drinking Water	DW
Water	WT
Waste Water	WW
Product	P
Soil/Solid	SL
Oil	OL
Wipe	WP
Air	AR
Other	OT
Tissue	TS

ITEM #	SAMPLE ID	MATRIX CODE (see valid codes to left)	SAMPLE TYPE (G=GRAB C=COMP)	COLLECTED START DATE	COLLECTED START TIME	COLLECTED END DATE	COLLECTED END TIME	SAMPLE TEMP AT COLLECTION	# OF CONTAINERS	Preservatives: Unpreserved	H2SO4	HNO3	HCl	NaOH	Na2S2O3	Methanol	Other	Analyses Test Y/N	TDS	App III/IV Metals	Cl, F, SO4	RAD 9315/9320	Residual Chlorine (Y/N)
13	~~BGWC-17~~	WT																	X	X	X	X	
14	~~BGWC-18~~	WT																	X	X	X	X	
15	~~BGWC-19~~	WT																	X	X	X	X	
16	~~BGWC-20~~	WT																	X	X	X	X	
17	~~BGWC-21~~	WT																	X	X	X	X	
18	BGWC-22	WT		2/15/22	1035				5	2		3							X	X	X	X	6.89
19	~~BGWC-23~~	WT																	X	X	X	X	
20	BGWC-24	WT		2/15/22	1320				5	2		3							X	X	X	X	6.66
21	~~BGWC-25~~	WT																	X	X	X	X	
22	~~BGWC-30~~	WT																	X	X	X	X	
23	~~BGWA-6~~	WT																	X	X	X	X	
24	~~BGWC-31~~	WT																	X	X	X	X	

ADDITIONAL COMMENTS	RELINQUISHED BY / AFFILIATION	DATE	TIME	ACCEPTED BY / AFFILIATION	DATE	TIME	SAMPLE CONDITIONS
	Kevin Stephenson	2/18/22	0952	Barry King - Pace	2/18/22	0952	
	Barry King - Pace	2/18/22	11:56	Charles Hawk	2/18/22	1156	

SAMPLER NAME AND SIGNATURE

PRINT Name of SAMPLER: William Laaker, Meredith Duncan

SIGNATURE of SAMPLER: [signature] DATE Signed: 2/15/22

TEMP in C	Received on Ice (Y/N)	Custody Sealed Cooler (Y/N)	Samples Intact (Y/N)

Pace Analytical
www.pacelabs.com

CHAIN-OF-CUSTODY / Analytical Request Document

The Chain-of-Custody is a LEGAL DOCUMENT. All relevant fields must be completed accurately.

Submitting a sample via this chain of custody constitutes acknowledgment and acceptance of the Pace Terms and Conditions found at https://info.pacelabs.com/hubfs/pas-standard-terms.pdf.

Page : 3 Of 3

Section A
Required Client Information:

Company:	Georgia Power
Address:	1003 Weatherstone Parkway
	Woodstock, GA 30188
Email:	kevin.stephenson@resoluteenv.com
Phone:	(678)548-9415 Fax:
Requested Due Date:	

Section B
Required Project Information:

Report To:	Kevin Stephenson
Copy To:	
Purchase Order #:	
Project Name:	Bowen AP
Project #:	

Section C
Invoice Information:

Attention:	
Company Name:	
Address:	
Pace Quote:	
Pace Project Manager:	nicole.d'oleo@pacelabs.com
Pace Profile #:	10844-6

Regulatory Agency
State / Location
GA

ITEM #	SAMPLE ID (One Character per box. (A-Z, 0-9 / , -) Sample Ids must be unique)	MATRIX CODE (see valid codes to left)	SAMPLE TYPE (G=GRAB C=COMP)	COLLECTED START DATE	COLLECTED START TIME	COLLECTED END DATE	COLLECTED END TIME	SAMPLE TEMP AT COLLECTION	# OF CONTAINERS	Preservatives: Unpreserved	H2SO4	HNO3	HCl	NaOH	Na2S2O3	Methanol	Other	Analyses Test Y/N	TDS	App III/IV Metals	Cl, F, SO4	RAD 9315/9320	Residual Chlorine (Y/N)	
25	BGWC-32	WT		2/16/22	1148				5	2		3							X	X	X	X		7.14
26	BGWC-34D	WT		2/16/22	1555				5	2		3							X	X	X	X		7.27
27	~~BGWC-33D~~	WT																	X	X	X	X		
28	~~BGWC-35D~~	WT																	X	X	X	X		
29	~~BGWC-37D~~	WT																	X	X	X	X		
30	~~BGWC-38D~~	WT																	X	X	X	X		
31	BGWC-39	WT		2/16/22	1045				5	2		3							X	X	X	X		6.83
32	BGWC-40	WT		2/16/22	1102				5	2		3							X	X	X	X		7.24
33	~~BGWC-41D~~	WT																	X	X	X	X		
34	~~BGWC-42D~~	WT																	X	X	X	X		
35	~~BGWC-43D~~	WT																	X	X	X	X		
36	~~BGWC-44D~~	WT																	X	X	X	X		

ADDITIONAL COMMENTS	RELINQUISHED BY / AFFILIATION	DATE	TIME	ACCEPTED BY / AFFILIATION	DATE	TIME	SAMPLE CONDITIONS
	Kevin Stephenson	2/18/22	0952	Barry King	2-18-22	0952	
	Barry King - PACE	2/18/22	11:56	Charles Hertz	2/18/22	11:56	

SAMPLER NAME AND SIGNATURE

PRINT Name of SAMPLER: William Laaker, Kevin Stephenson, Meredith Duncan

SIGNATURE of SAMPLER: [signature] DATE Signed: 2/16/22

TEMP in C	Received on Ice (Y/N)	Custody Sealed Cooler (Y/N)	Samples Intact (Y/N)

Pace Analytical
www.pacelabs.com

CHAIN-OF-CUSTODY / Analytical Request Document

The Chain-of-Custody is a LEGAL DOCUMENT. All relevant fields must be completed accurately.

Submitting a sample via this chain of custody constitutes acknowledgment and acceptance of the Pace Terms and Conditions found at https://info.pacelabs.com/hubfs/pas-standard-terms.pdf.

Page : 3 Of 3

Section A
Required Client Information:

Company:	Georgia Power
Address:	1003 Weatherstone Parkway
Woodstock, GA 30188	
Email:	kevin.stephenson@resoluteenv.com
Phone:	(678)548-9415 Fax:
Requested Due Date:	

Section B
Required Project Information:

Report To:	Kevin Stephenson
Copy To:	
Purchase Order #:	
Project Name:	Bowen AP
Project #:	

Section C
Invoice Information:

Attention:	
Company Name:	
Address:	
Pace Quote:	
Pace Project Manager:	nicole.d'oleo@pacelabs.com
Pace Profile #:	10844-6

Regulatory Agency
State / Location
GA

SAMPLE ID
One Character per box.
(A-Z, 0-9 / , -)
Sample Ids must be unique

MATRIX	CODE
Drinking Water	DW
Water	WT
Waste Water	WW
Product	P
Soil/Solid	SL
Oil	OL
Wipe	WP
Air	AR
Other	OT
Tissue	TS

ITEM #	SAMPLE ID	MATRIX CODE (see valid codes to left)	SAMPLE TYPE (G=GRAB C=COMP)	COLLECTED START DATE	COLLECTED START TIME	COLLECTED END DATE	COLLECTED END TIME	SAMPLE TEMP AT COLLECTION	# OF CONTAINERS	Preservatives: Unpreserved	H2SO4	HNO3	HCl	NaOH	Na2S2O3	Methanol	Other	Analyses Test Y/N	TDS	App III/IV Metals	Cl, F, SO4	RAD 9315/9320	Residual Chlorine (Y/N)
25	~~BGWC-32~~	WT																	X	X	X	X	
26	~~BGWC-34D~~	WT																	X	X	X	X	
27	BGWC-35D	WT		2/17/22	0940				5	2		3							X	X	X	X	7.02
28	~~BGWC-36D~~	WT																	X	X	X	X	
29	BGWC-37D	WT		2/17/22	1050				5	2		3							X	X	X	X	7.46
30	~~BGWC-38D~~	WT																	X	X	X	X	
31	~~BGWC-39~~	WT																	X	X	X	X	
32	~~BGWC-40~~	WT																	X	X	X	X	
33	~~BGWC-41D~~	WT																	X	X	X	X	
34	BGWC-42D	WT		2/17/22	1220				5	2		3							X	X	X	X	7.30
35	~~BGWC-43D~~	WT																	X	X	X	X	
36	~~BGWC-44D~~	WT																	X	X	X	X	

ADDITIONAL COMMENTS	RELINQUISHED BY / AFFILIATION	DATE	TIME	ACCEPTED BY / AFFILIATION	DATE	TIME	SAMPLE CONDITIONS
	Kevin Stephenson	2/18/22	0952	Barry Kay - PACE	2/18/22	0952	
	Barry Kay - PACE	2/18/22	1150	Carolyn Hunt	2/18/22	1156	

SAMPLER NAME AND SIGNATURE

PRINT Name of SAMPLER: Meredith Duncan, William Laaker

SIGNATURE of SAMPLER: [signature] DATE Signed: 2/17/22

TEMP in C	Received on Ice (Y/N)	Custody Sealed Cooler (Y/N)	Samples Intact (Y/N)

Pace Analytical
www.pacelabs.com

CHAIN-OF-CUSTODY / Analytical Request Document

The Chain-of-Custody is a LEGAL DOCUMENT. All relevant fields must be completed accurately.

Submitting a sample via this chain of custody constitutes acknowledgment and acceptance of the Pace Terms and Conditions found at https://info.pacelabs.com/hubfs/pas-standard-terms.pdf.

Section A
Required Client Information:

Company:	Georgia Power
Address:	1003 Weatherstone Parkway
	Woodstock, GA 30188
Email:	kevin.stephenson@resoluteenv.com
Phone:	(678)548-9415 Fax:
Requested Due Date:	

Section B
Required Project Information:

Report To:	Kevin Stephenson
Copy To:	
Purchase Order #:	
Project Name:	Bowen AP
Project #:	

Section C
Invoice Information:

Attention:	
Company Name:	
Address:	
Pace Quote:	
Pace Project Manager:	nicole.d'oleo@pacelabs.com,
Pace Profile #:	10844-6

Regulatory Agency
State / Location
GA

SAMPLE ID
One Character per box.
(A-Z, 0-9 / , -)
Sample Ids must be unique

MATRIX CODE (see valid codes to left): Drinking Water DW; Water WT; Waste Water WW; Product P; Soil/Solid SL; Oil OL; Wipe WP; Air AR; Other OT; Tissue TS

SAMPLE TYPE (G=GRAB C=COMP)

Requested Analysis Filtered (Y/N)

ITEM #	SAMPLE ID	MATRIX CODE	SAMPLE TYPE	COLLECTED START DATE	COLLECTED START TIME	COLLECTED END DATE	COLLECTED END TIME	SAMPLE TEMP AT COLLECTION	# OF CONTAINERS	Preservatives: Unpreserved	H2SO4	HNO3	HCl	NaOH	Na2S2O3	Methanol	Other	Analyses Test Y/N	TDS	App III/IV Metals	Cl, F, SO4	RAD 9315/9320	Residual Chlorine (Y/N)
25	~~BGWC-02~~	WT																	X	X	X	X	
26	~~BGWC-34D~~	WT																	X	X	X	X	
27	~~BGWC-35D~~	WT																	X	X	X	X	
28	~~BGWC-36D~~	WT																	X	X	X	X	
29	~~BGWC-37D~~	WT																	X	X	X	X	
30	~~BGWC-38D~~	WT																	X	X	X	X	
31	~~BGWC-39~~	WT																	X	X	X	X	
32	~~BGWC-40~~	WT																	X	X	X	X	
33	BGWC-41D	WT		2/15/22	1327				5	2		3							X	X	X	X	
34	~~BGWC-42D~~	WT																	X	X	X	X	7.20
35	BGWC-43D	WT		2/15/22	1500				5	2		3							X	X	X	X	
36	~~BGWC-44D~~	WT																	X	X	X	X	7.28

ADDITIONAL COMMENTS	RELINQUISHED BY / AFFILIATION	DATE	TIME	ACCEPTED BY / AFFILIATION	DATE	TIME
	Kevin Stephenson	2/18/22	0952	Barry King - PACE	2/18/22	0952
	Barry King - PACE	2/18/22	11:56	Charlie Hurle	2/18/22	1156

SAMPLE CONDITIONS: TEMP in C | Received on Ice (Y/N) | Custody Sealed Cooler (Y/N) | Samples Intact (Y/N)

SAMPLER NAME AND SIGNATURE

PRINT Name of SAMPLER: William Laaker, Meredith Duncan

SIGNATURE of SAMPLER: [signature]

DATE Signed: 2/15/22

Pace Analytical
www.pacelabs.com

CHAIN-OF-CUSTODY / Analytical Request Document

The Chain-of-Custody is a LEGAL DOCUMENT. All relevant fields must be completed accurately.

Submitting a sample via this chain of custody constitutes acknowledgment and acceptance of the Pace Terms and Conditions found at https://info.pacelabs.com/hubfs/pas-standard-terms.pdf

Page : 4 Of 4

Section A
Required Client Information:
Company: Georgia Power
Address: 1003 Weatherstone Parkway
Woodstock, GA 30188
Email: kevin.stephenson@resoluteenv.com
Phone: (678)546-9415 Fax:
Requested Due Date

Section B
Required Project Information:
Report To: Kevin Stephenson
Copy To:
Purchase Order #:
Project Name: Bowen AP
Project #:

Section C
Invoice Information:
Attention:
Company Name
Address:
Pace Quote
Pace Project Manager: nicole.d'oleo@pacelabs.com
Pace Profile #: 10844-6

Regulatory Agency
State / Location: GA

ITEM #	SAMPLE ID (One Character per box. (A-Z, 0-9 / , -) Sample Ids must be unique)	MATRIX CODE (see valid codes to left)	SAMPLE TYPE (G=GRAB C=COMP)	COLLECTED START DATE	COLLECTED START TIME	COLLECTED END DATE	COLLECTED END TIME	SAMPLE TEMP AT COLLECTION	# OF CONTAINERS	Preservatives: Unpreserved	H2SO4	HNO3	HCl	NaOH	Na2S2O3	Methanol	Other	Analyses Test Y/N	TDS	App III/IV Metals	Cl F, SO4	RAD 9315/9320	Residual Chlorine (Y/N)	
37	BGWC-49D	WT		2/17/22	1156				5	2		3							X	X	X	X		7.57
38	~~BGWC-50D~~	WT																	X	X	X	X		
39	~~BGWC-54~~	WT																	X	X	X	X		
40	~~BGWC-52~~	WT																	X	X	X	X		
41	~~DUP-1~~	WT																	X	X	X	X		
42	~~DUP-2~~	WT																	X	X	X	X		
43	~~DUP-3~~	WT																	X	X	X	X		
44	DUP-4	WT		2/17/22	—				5	2		3							X	X	X	X		
45	~~FB-1~~	WT																	X	X	X	X		
46	~~FB-2~~	WT																	X	X	X	X		
47	~~FB-3~~	WT																	X	X	X	X		
48	~~FB-4~~	WT																	X	X	X	X		

ADDITIONAL COMMENTS	RELINQUISHED BY / AFFILIATION	DATE	TIME	ACCEPTED BY / AFFILIATION	DATE	TIME
	Kevin Stephenson	2/18/22	0952	Barry Kay - PACE	2/18/22	0952
	Barry Kay - PACE	2/18/22	11:56	Charles Hawk	2/18/22	09:50
					2/18/22	1156

SAMPLE CONDITIONS: TEMP in C | Received on Ice (Y/N) | Custody Sealed Cooler (Y/N) | Samples Intact (Y/N)

SAMPLER NAME AND SIGNATURE
PRINT Name of SAMPLER: Meredith Duncan, William Laaker
SIGNATURE of SAMPLER: [signature]
DATE Signed: 2/17/22

Pace Analytical
www.pacelabs.com

CHAIN-OF-CUSTODY / Analytical Request Document

The Chain-of-Custody is a LEGAL DOCUMENT. All relevant fields must be completed accurately.

Submitting a sample via this chain of custody constitutes acknowledgment and acceptance of the Pace Terms and Conditions found at https://info.pacelabs.com/hubfs/pas-standard-terms.pdf

Section A
Required Client Information:

Company:	Georgia Power
Address:	1003 Weatherstone Parkway
	Woodstock, GA 30188
Email:	kevin.stephenson@resoluteenv.com
Phone:	(678)548-9415 Fax:
Requested Due Date:	

Section B
Required Project Information:

Report To:	Kevin Stephenson
Copy To:	
Purchase Order #:	
Project Name:	Bowen AP
Project #:	

Section C
Invoice Information:

Attention:	
Company Name:	
Address:	
Pace Quote:	
Pace Project Manager:	nicole.d'oleo@pacelabs.com,
Pace Profile #:	10844-6

Regulatory Agency
State / Location
GA

SAMPLE ID
One Character per box.
(A-Z, 0-9 / , -)
Sample Ids must be unique

MATRIX	CODE
Drinking Water	DW
Water	WT
Waste Water	WW
Product	P
Soil/Solid	SL
Oil	OL
Wipe	WP
Air	AR
Other	OT
Tissue	TS

Requested Analysis Filtered (Y/N)

ITEM #	SAMPLE ID	MATRIX CODE (see valid codes to left)	SAMPLE TYPE (G=GRAB C=COMP)	COLLECTED START DATE	COLLECTED START TIME	COLLECTED END DATE	COLLECTED END TIME	SAMPLE TEMP AT COLLECTION	# OF CONTAINERS	Preservatives: Unpreserved	H2SO4	HNO3	HCl	NaOH	Na2S2O3	Methanol	Other	Analyses Test Y/N	TDS	App III/IV Metals	CL F, SO4	RAD 9315/9320	Residual Chlorine (Y/N)
37	~~BGWC-40D~~	WT																	X	X	X	X	
38	~~BGWC-50D~~	WT																	X	X	X	X	
39	~~BGWC-51~~	WT																	X	X	X	X	
40	~~BGWC-52~~	WT																	X	X	X	X	
41	~~DUP-1~~	WT																	X	X	X	X	
42	~~DUP-2~~	WT																	X	X	X	X	
43	DUP-3	WT		2/15/22	—				5	2		3							X	X	X	X	
44	~~DUP-4~~	WT																	X	X	X	X	
45	~~FB-1~~	WT																	X	X	X	X	
46	~~FB-2~~	WT																	X	X	X	X	
47	~~FB-3~~	WT																	X	X	X	X	
48	~~FB-4~~	WT																	X	X	X	X	

ADDITIONAL COMMENTS	RELINQUISHED BY / AFFILIATION	DATE	TIME	ACCEPTED BY / AFFILIATION	DATE	TIME	SAMPLE CONDITIONS
	Kevin Stephenson	2/18/22	0952	Barry King - PACE	2/18/22	0950	
	Barry King - PACE	2/18/22	11:56	Charles Hunter	2/18/22	11:56	

SAMPLER NAME AND SIGNATURE

PRINT Name of SAMPLER: William Laaker, Meredith Duncan

SIGNATURE of SAMPLER: [signature] DATE Signed: 2/15/22

TEMP in C | Received on Ice (Y/N) | Custody Sealed Cooler (Y/N) | Samples Intact (Y/N)

Pace Analytical
www.pacelabs.com

CHAIN-OF-CUSTODY / Analytical Request Document

The Chain-of-Custody is a LEGAL DOCUMENT. All relevant fields must be completed accurately.

Submitting a sample via this chain of custody constitutes acknowledgment and acceptance of the Pace Terms and Conditions found at https://info.pacelabs.com/hubfs/pas-standard-terms.pdf.

Page : 5 Of 5

Section A
Required Client Information:

Company:	Georgia Power
Address:	1003 Weatherstone Parkway
	Woodstock, GA 30188
Email:	kevin.stephenson@resoluteenv.com
Phone:	(678)548-9415 Fax:
Requested Due Date:	

Section B
Required Project Information:

Report To:	Kevin Stephenson
Copy To:	
Purchase Order #:	
Project Name:	Bowen AP
Project #:	

Section C
Invoice Information:

Attention:	
Company Name:	
Address:	
Pace Quote:	
Pace Project Manager:	nicole d'oleo@pacelabs.com,
Pace Profile #:	10644-6

Regulatory Agency:

State / Location: GA

ITEM #	SAMPLE ID (One Character per box. (A-Z, 0-9 / , -) Sample Ids must be unique)	MATRIX CODE (see valid codes to left)	SAMPLE TYPE (G=GRAB C=COMP)	COLLECTED START DATE	COLLECTED START TIME	COLLECTED END DATE	COLLECTED END TIME	SAMPLE TEMP AT COLLECTION	# OF CONTAINERS	Preservatives: Unpreserved	H2SO4	HNO3	HCl	NaOH	Na2S2O3	Methanol	Other	Analyses Test Y/N	TDS	App III/IV Metals	Cl. F. SO4	RAD 9315/9320	Residual Chlorine (Y/N)
49	FB-5	WT		2/15/22	1600				5	2		3							X	X	X	X	
50	~~FB-6~~	WT																	X	X	X	X	
51	~~FB-7~~	WT																	X	X	X	X	
52	~~EB-1~~	WT																	X	X	X	X	
53	EB-2	WT		2/15/22	1610				5	2		3							X	X	X	X	
54	~~EB-3~~	WT																	X	X	X	X	
55	~~EB-4~~	WT																	X	X	X	X	
56	~~EB-5~~	WT																	X	X	X	X	
57	~~FB-6~~	WT																	X	X	X	X	
58																							
59																							
60																							

ADDITIONAL COMMENTS	RELINQUISHED BY / AFFILIATION	DATE	TIME	ACCEPTED BY / AFFILIATION	DATE	TIME	SAMPLE CONDITIONS
	Kevin Stephenson	2/18/22	0952	Barry King	2/18/22	0952	
	Barry King - Pace	2/18/22	11:56	Charles Hawk	2/18/22	1156	

SAMPLER NAME AND SIGNATURE

PRINT Name of SAMPLER: William Lacker, Meredith Duncan

SIGNATURE of SAMPLER: [signature]

DATE Signed: 2/15/22

TEMP in C | Received on Ice (Y/N) | Custody Sealed Cooler (Y/N) | Samples Intact (Y/N)

Pace Analytical
www.pacelabs.com

CHAIN-OF-CUSTODY / Analytical Request Document

The Chain-of-Custody is a LEGAL DOCUMENT. All relevant fields must be completed accurately.

Submitting a sample via this chain of custody constitutes acknowledgment and acceptance of the Pace Terms and Conditions found at https://info.pacelabs.com/hubfs/pas-standard-terms.pdf.

Page : 5 Of 5

Section A
Required Client Information:

Company:	Georgia Power
Address:	1003 Weatherstone Parkway
Woodstock, GA 30188	
Email:	kevin.stephenson@resolutenv.com
Phone:	(678)548-9415 Fax:
Requested Due Date:	

Section B
Required Project Information:

Report To:	Kevin Stephenson
Copy To:	
Purchase Order #:	
Project Name:	Bowen AP
Project #:	

Section C
Invoice Information:

Attention:	
Company Name:	
Address:	
Pace Quote:	
Pace Project Manager:	nicole.d'oleo@pacelabs.com
Pace Profile #:	10844-6

Regulatory Agency
State / Location
GA

SAMPLE ID
One Character per box.
(A-Z, 0-9 / , -)
Sample Ids must be unique

MATRIX	CODE
Drinking Water	DW
Water	WT
Waste Water	WW
Product	P
Soil/Solid	SL
Oil	OL
Wipe	WP
Air	AR
Other	OT
Tissue	TS

ITEM #	SAMPLE ID	MATRIX CODE (see valid codes to left)	SAMPLE TYPE (G=GRAB C=COMP)	COLLECTED START DATE	COLLECTED START TIME	COLLECTED END DATE	COLLECTED END TIME	SAMPLE TEMP AT COLLECTION	# OF CONTAINERS	Preservatives: Unpreserved	H2SO4	HNO3	HCl	NaOH	Na2S2O3	Methanol	Other	Analysis Test Y/N	TDS	App III/IV Metals	Cl, F, SO4	RAD 9315/9320	Residual Chlorine (Y/N)
49	~~FB-3~~	WT																					
50	FB-6	WT		2/16/22	1455				5	2		3							X	X	X	X	
51	~~FB-1~~	WT																	X	X	X	X	
52	~~EB-1~~	WT																	X	X	X	X	
53	~~EB-2~~	WT																	X	X	X	X	
54	EB-3	WT		2/16/22	1510				5	2		3							X	X	X	X	
55	~~EB-4~~	WT																	X	X	X	X	
56	~~EB-5~~	WT																	X	X	X	X	
57	~~FB-6~~	WT																	X	X	X	X	
58																			X	X	X	X	
59																							
60																							

Requested Analysis Filtered (Y/N)

ADDITIONAL COMMENTS	RELINQUISHED BY / AFFILIATION	DATE	TIME	ACCEPTED BY / AFFILIATION	DATE	TIME	SAMPLE CONDITIONS
	Kevin Stephenson	2/18/22	0952	Barry King - PACE	2/18/22	0952	
	Barry King - PACE	2/18/22	11:26	Charles Hunter	2/18/22	1156	

SAMPLER NAME AND SIGNATURE

PRINT Name of SAMPLER: William Laaker, Kevin Stephenson, Meredith Duncan

SIGNATURE of SAMPLER: [signature]

DATE Signed: 2/16/22

TEMP in C	Received on Ice (Y/N)	Custody Sealed Cooler (Y/N)	Samples Intact (Y/N)

Pace Analytical
www.pacelabs.com

CHAIN-OF-CUSTODY / Analytical Request Document

The Chain-of-Custody is a LEGAL DOCUMENT. All relevant fields must be completed accurately.

Submitting a sample via this chain of custody constitutes acknowledgment and acceptance of the Pace Terms and Conditions found at https://info.pacelabs.com/hubfs/pas-standard-terms.pdf.

Page : 5 Of 5

Section A
Required Client Information:

Company:	Georgia Power
Address:	1003 Weatherstone Parkway
	Woodstock, GA 30188
Email:	kevin.stephenson@resolutieenv.com
Phone:	(678)548-9415 Fax:
Requested Due Date:	

Section B
Required Project Information:

Report To:	Kevin Stephenson
Copy To:	
Purchase Order #:	
Project Name:	Bowen AP
Project #:	

Section C
Invoice Information:

Attention:	
Company Name:	
Address:	
Pace Quote:	
Pace Project Manager:	nicole.d'oleo@pacelabs.com
Pace Profile #:	10644-6

Regulatory Agency	
State / Location	GA

Requested Analysis Filtered (Y/N)

ITEM #	SAMPLE ID (One Character per box. (A-Z, 0-9 / , -) Sample Ids must be unique)	MATRIX CODE (see valid codes to left)	SAMPLE TYPE (G=GRAB C=COMP)	COLLECTED START DATE	COLLECTED START TIME	COLLECTED END DATE	COLLECTED END TIME	SAMPLE TEMP AT COLLECTION	# OF CONTAINERS	Unpreserved	H2SO4	HNO3	HCl	NaOH	Na2S2O3	Methanol	Other	Analysis Test Y/N	TDS	App III/IV Metals	CL F, SO4	RAD 9315/9320	Residual Chlorine (Y/N)
49	~~FB-9~~	WT																					
50	~~FB-8~~	WT																	X	X	X	X	
51	FB-7	WT		2/17/22	1320				5	2		3							X	X	X	X	
52	~~EB-1~~	WT																	X	X	X	X	
53	~~EB-2~~	WT																	X	X	X	X	
54	~~EB-3~~	WT																	X	X	X	X	
55	EB-4	WT		2/17/22	1330				5	2		3							X	X	X	X	
56	~~EB-5~~	WT																	X	X	X	X	
57	~~FB-6~~	WT																	X	X	X	X	
58																							
59																							
60																							

MATRIX CODE: Drinking Water DW; Water WT; Waste Water WW; Product P; Soil/Solid SL; Oil OL; Wipe WP; Air AR; Other OT; Tissue TS

ADDITIONAL COMMENTS	RELINQUISHED BY / AFFILIATION	DATE	TIME	ACCEPTED BY / AFFILIATION	DATE	TIME	SAMPLE CONDITIONS
	Kevin Stephenson	2/18/22	0952	Berg Kay	2/18/22	0952	
	Berg Kay - PAF	2/18/22	11:56	Charles Hulls	2/18/22	1158	

SAMPLER NAME AND SIGNATURE

PRINT Name of SAMPLER: Meredith Duncan, William Loaker

SIGNATURE of SAMPLER: Meredith Duncan

DATE Signed: 2/17/22

TEMP in C	Received on Ice (Y/N)	Custody Sealed Cooler (Y/N)	Samples Intact (Y/N)

Pace Analytical Services, LLC
110 Technology Parkway
Peachtree Corners, GA 30092
(770)734-4200

April 26, 2022

Joju Abraham
Georgia Power-CCR
2480 Maner Road
Atlanta, GA 30339

RE: Project: BOWEN AP RAD
Pace Project No.: 92587874

Dear Joju Abraham:

Enclosed are the analytical results for sample(s) received by the laboratory between February 11, 2022 and February 18, 2022. The results relate only to the samples included in this report. Results reported herein conform to the applicable TNI/NELAC Standards and the laboratory's Quality Manual, where applicable, unless otherwise noted in the body of the report.

The test results provided in this final report were generated by each of the following laboratories within the Pace Network:

- Pace Analytical Services - Greensburg

If you have any questions concerning this report, please feel free to contact me.

Sincerely,

Nicole D'Oleo

Nicole D'Oleo
nicole.d'oleo@pacelabs.com
(704)875-9092
Project Manager

Enclosures

cc: Christine Hug, Geosyntec Consultants, Inc.
Kristen Jurinko
Thomas Kessler, Geosyntec
Whitney Law, Geosyntec Consultants
Noelia Muskus, Geosyntec Consultants
Ms. Lauren Petty, Southern Company
Anthony Szwast, Geosyntec
Nardos Tilahun, GeoSyntec
Dawit Yifru, Geosyntec Consultants, Inc.

This report shall not be reproduced, except in full,
without the written consent of Pace Analytical Services, LLC.

Pace Analytical Services, LLC
110 Technology Parkway
Peachtree Corners, GA 30092
(770)734-4200

CERTIFICATIONS

Project: BOWEN AP RAD
Pace Project No.: 92587874

Pace Analytical Services Pennsylvania
1638 Roseytown Rd Suites 2,3&4, Greensburg, PA 15601
ANAB DOD-ELAP Rad Accreditation #: L2417
Alabama Certification #: 41590
Arizona Certification #: AZ0734
Arkansas Certification
California Certification #: 04222CA
Colorado Certification #: PA01547
Connecticut Certification #: PH-0694
Delaware Certification
EPA Region 4 DW Rad
Florida/TNI Certification #: E87683
Georgia Certification #: C040
Florida: Cert E871149 SEKS WET
Guam Certification
Hawaii Certification
Idaho Certification
Illinois Certification
Indiana Certification
Iowa Certification #: 391
Kansas/TNI Certification #: E-10358
Kentucky Certification #: KY90133
KY WW Permit #: KY0098221
KY WW Permit #: KY0000221
Louisiana DHH/TNI Certification #: LA180012
Louisiana DEQ/TNI Certification #: 4086
Maine Certification #: 2017020
Maryland Certification #: 308
Massachusetts Certification #: M-PA1457
Michigan/PADEP Certification #: 9991
Missouri Certification #: 235
Montana Certification #: Cert0082
Nebraska Certification #: NE-OS-29-14
Nevada Certification #: PA014572018-1
New Hampshire/TNI Certification #: 297617
New Jersey/TNI Certification #: PA051
New Mexico Certification #: PA01457
New York/TNI Certification #: 10888
North Carolina Certification #: 42706
North Dakota Certification #: R-190
Ohio EPA Rad Approval: #41249
Oregon/TNI Certification #: PA200002-010
Pennsylvania/TNI Certification #: 65-00282
Puerto Rico Certification #: PA01457
Rhode Island Certification #: 65-00282
South Dakota Certification
Tennessee Certification #: 02867
Texas/TNI Certification #: T104704188-17-3
Utah/TNI Certification #: PA014572017-9
USDA Soil Permit #: P330-17-00091
Vermont Dept. of Health: ID# VT-0282
Virgin Island/PADEP Certification
Virginia/VELAP Certification #: 460198
Washington Certification #: C868
West Virginia DEP Certification #: 143
West Virginia DHHR Certification #: 9964C
Wisconsin Approve List for Rad
Wyoming Certification #: 8TMS-L

This report shall not be reproduced, except in full,
without the written consent of Pace Analytical Services, LLC.

Pace Analytical Services, LLC
110 Technology Parkway
Peachtree Corners, GA 30092
(770)734-4200

SAMPLE SUMMARY

Project: BOWEN AP RAD
Pace Project No.: 92587874

Lab ID	Sample ID	Matrix	Date Collected	Date Received
92587874001	**BGWA-2**	Water	02/09/22 13:46	02/11/22 09:30
92587874002	**BGWA-47D**	Water	02/09/22 12:10	02/11/22 09:30
92587874003	**BGWA-48D**	Water	02/09/22 10:53	02/11/22 09:30
92587874004	**BGWC-14A**	Water	02/09/22 15:21	02/11/22 09:30
92587874005	**BGWA-29**	Water	02/10/22 15:10	02/11/22 09:30
92587874006	**BGWC-8**	Water	02/10/22 12:25	02/11/22 09:30
92587874007	**BGWC-9**	Water	02/10/22 13:50	02/11/22 09:30
92587874008	**BGWA-6**	Water	02/09/22 12:00	02/11/22 09:30
92587874009	**BGWC-44D**	Water	02/09/22 14:10	02/11/22 09:30
92587874010	**BGWC-50D**	Water	02/09/22 16:45	02/11/22 09:30
92587874011	**DUP-1**	Water	02/09/22 00:00	02/11/22 09:30
92587874012	**FB-1**	Water	02/09/22 16:15	02/11/22 09:30
92587874013	**FB-2**	Water	02/10/22 14:50	02/11/22 09:30
92587874014	**BGWC-7**	Water	02/11/22 09:37	02/15/22 08:36
92587874015	**BGWC-10**	Water	02/11/22 11:35	02/15/22 08:36
92587874016	**BGWC-12**	Water	02/11/22 12:53	02/15/22 08:36
92587874017	**BGWC-16**	Water	02/11/22 11:02	02/15/22 08:36
92587874018	**BGWC-17**	Water	02/11/22 12:45	02/15/22 08:36
92587874019	**DUP-2**	Water	02/11/22 00:00	02/15/22 08:36
92587874020	**FB-3**	Water	02/11/22 13:35	02/15/22 08:36
92587874021	**BGWC-23**	Water	02/14/22 15:20	02/15/22 08:36
92587874022	**BGWC-30**	Water	02/14/22 11:40	02/15/22 08:36
92587874023	**BGWC-36D**	Water	02/14/22 13:40	02/15/22 08:36
92587874024	**BGWC-38D**	Water	02/14/22 15:20	02/15/22 08:36
92587874025	**BGWC-51**	Water	02/14/22 13:55	02/15/22 08:36
92587874026	**BGWC-52**	Water	02/14/22 15:50	02/15/22 08:36
92587874027	**FB-4**	Water	02/14/22 16:36	02/15/22 08:36
92587874028	**EB-1**	Water	02/14/22 16:42	02/15/22 08:36
92587874029	**BGWA-33**	Water	02/16/22 09:15	02/18/22 09:52
92587874030	**BGWC-18**	Water	02/16/22 09:30	02/18/22 09:52
92587874031	**BGWC-19**	Water	02/16/22 11:00	02/18/22 09:52
92587874032	**BGWC-20**	Water	02/16/22 13:25	02/18/22 09:52
92587874033	**BGWC-21**	Water	02/16/22 14:44	02/18/22 09:52
92587874034	**BGWC-25**	Water	02/16/22 13:57	02/18/22 09:52
92587874035	**BGWC-31**	Water	02/16/22 12:54	02/18/22 09:52
92587874036	**BGWC-22**	Water	02/15/22 10:35	02/18/22 09:52
92587874037	**BGWC-24**	Water	02/15/22 13:20	02/18/22 09:52

This report shall not be reproduced, except in full,
without the written consent of Pace Analytical Services, LLC.

Pace Analytical Services, LLC
110 Technology Parkway
Peachtree Corners, GA 30092
(770)734-4200

SAMPLE SUMMARY

Project: BOWEN AP RAD
Pace Project No.: 92587874

Lab ID	Sample ID	Matrix	Date Collected	Date Received
92587874038	**BGWC-32**	Water	02/16/22 11:48	02/18/22 09:52
92587874039	**BGWC-34D**	Water	02/16/22 15:55	02/18/22 09:52
92587874040	**BGWC-39**	Water	02/16/22 10:45	02/18/22 09:52
92587874041	**BGWC-40**	Water	02/16/22 11:02	02/18/22 09:52
92587874042	**BGWC-35D**	Water	02/17/22 09:40	02/18/22 09:52
92587874043	**BGWC-37D**	Water	02/17/22 10:50	02/18/22 09:52
92587874044	**BGWC-42D**	Water	02/17/22 12:20	02/18/22 09:52
92587874045	**BGWC-41D**	Water	02/15/22 13:27	02/18/22 09:52
92587874046	**BGWC-43D**	Water	02/15/22 15:00	02/18/22 09:52
92587874047	**BGWC-49D**	Water	02/17/22 11:56	02/18/22 09:52
92587874048	**DUP-4**	Water	02/17/22 00:00	02/18/22 09:52
92587874049	**DUP-3**	Water	02/15/22 00:00	02/18/22 09:52
92587874050	**FB-5**	Water	02/15/22 16:00	02/18/22 09:52
92587874051	**EB-2**	Water	02/15/22 16:10	02/18/22 09:52
92587874052	**FB-6**	Water	02/16/22 14:55	02/18/22 09:52
92587874053	**EB-3**	Water	02/16/22 15:10	02/18/22 09:52
92587874054	**FB-7**	Water	02/17/22 13:20	02/18/22 09:52
92587874055	**EB-4**	Water	02/17/22 13:30	02/18/22 09:52

This report shall not be reproduced, except in full,
without the written consent of Pace Analytical Services, LLC.

Pace Analytical Services, LLC
110 Technology Parkway
Peachtree Corners, GA 30092
(770)734-4200

SAMPLE ANALYTE COUNT

Project: BOWEN AP RAD
Pace Project No.: 92587874

Lab ID	Sample ID	Method	Analysts	Analytes Reported	Laboratory
92587874001	**BGWA-2**	EPA 9315	JC2	1	PASI-PA
		EPA 9320	JSM	1	PASI-PA
		Total Radium Calculation	JAL	1	PASI-PA
92587874002	**BGWA-47D**	EPA 9315	JC2	1	PASI-PA
		EPA 9320	JSM	1	PASI-PA
		Total Radium Calculation	JAL	1	PASI-PA
92587874003	**BGWA-48D**	EPA 9315	JC2	1	PASI-PA
		EPA 9320	JSM	1	PASI-PA
		Total Radium Calculation	JAL	1	PASI-PA
92587874004	**BGWC-14A**	EPA 9315	JC2	1	PASI-PA
		EPA 9320	JSM	1	PASI-PA
		Total Radium Calculation	JAL	1	PASI-PA
92587874005	**BGWA-29**	EPA 9315	JC2	1	PASI-PA
		EPA 9320	JSM	1	PASI-PA
		Total Radium Calculation	JAL	1	PASI-PA
92587874006	**BGWC-8**	EPA 9315	JC2	1	PASI-PA
		EPA 9320	JSM	1	PASI-PA
		Total Radium Calculation	JAL	1	PASI-PA
92587874007	**BGWC-9**	EPA 9315	JC2	1	PASI-PA
		EPA 9320	JSM	1	PASI-PA
		Total Radium Calculation	JAL	1	PASI-PA
92587874008	**BGWA-6**	EPA 9315	JC2	1	PASI-PA
		EPA 9320	JSM	1	PASI-PA
		Total Radium Calculation	JAL	1	PASI-PA
92587874009	**BGWC-44D**	EPA 9315	JC2	1	PASI-PA
		EPA 9320	JSM	1	PASI-PA
		Total Radium Calculation	JAL	1	PASI-PA
92587874010	**BGWC-50D**	EPA 9315	JC2	1	PASI-PA
		EPA 9320	JSM	1	PASI-PA
		Total Radium Calculation	JAL	1	PASI-PA
92587874011	**DUP-1**	EPA 9315	JC2	1	PASI-PA
		EPA 9320	JSM	1	PASI-PA
		Total Radium Calculation	JAL	1	PASI-PA
92587874012	**FB-1**	EPA 9315	JC2	1	PASI-PA
		EPA 9320	JSM	1	PASI-PA
		Total Radium Calculation	JAL	1	PASI-PA
92587874013	**FB-2**	EPA 9315	JC2	1	PASI-PA

This report shall not be reproduced, except in full,
without the written consent of Pace Analytical Services, LLC.

Pace Analytical Services, LLC
110 Technology Parkway
Peachtree Corners, GA 30092
(770)734-4200

SAMPLE ANALYTE COUNT

Project: BOWEN AP RAD
Pace Project No.: 92587874

Lab ID	Sample ID	Method	Analysts	Analytes Reported	Laboratory
		EPA 9320	JSM	1	PASI-PA
		Total Radium Calculation	JAL	1	PASI-PA
92587874014	**BGWC-7**	EPA 9315	JC2	1	PASI-PA
		EPA 9320	JSM	1	PASI-PA
		Total Radium Calculation	JAL	1	PASI-PA
92587874015	**BGWC-10**	EPA 9315	JC2	1	PASI-PA
		EPA 9320	JSM	1	PASI-PA
		Total Radium Calculation	JAL	1	PASI-PA
92587874016	**BGWC-12**	EPA 9315	JC2	1	PASI-PA
		EPA 9320	JSM	1	PASI-PA
		Total Radium Calculation	JAL	1	PASI-PA
92587874017	**BGWC-16**	EPA 9315	JC2	1	PASI-PA
		EPA 9320	JSM	1	PASI-PA
		Total Radium Calculation	JAL	1	PASI-PA
92587874018	**BGWC-17**	EPA 9315	JC2	1	PASI-PA
		EPA 9320	JSM	1	PASI-PA
		Total Radium Calculation	JAL	1	PASI-PA
92587874019	**DUP-2**	EPA 9315	JC2	1	PASI-PA
		EPA 9320	JSM	1	PASI-PA
		Total Radium Calculation	JAL	1	PASI-PA
92587874020	**FB-3**	EPA 9315	JC2	1	PASI-PA
		EPA 9320	JSM	1	PASI-PA
		Total Radium Calculation	JAL	1	PASI-PA
92587874021	**BGWC-23**	EPA 9315	JC2	1	PASI-PA
		EPA 9320	JSM	1	PASI-PA
		Total Radium Calculation	JAL	1	PASI-PA
92587874022	**BGWC-30**	EPA 9315	JC2	1	PASI-PA
		EPA 9320	JSM	1	PASI-PA
		Total Radium Calculation	JAL	1	PASI-PA
92587874023	**BGWC-36D**	EPA 9315	JC2	1	PASI-PA
		EPA 9320	VAL	1	PASI-PA
		Total Radium Calculation	JAL	1	PASI-PA
92587874024	**BGWC-38D**	EPA 9315	JC2	1	PASI-PA
		EPA 9320	VAL	1	PASI-PA
		Total Radium Calculation	JAL	1	PASI-PA
92587874025	**BGWC-51**	EPA 9315	JC2	1	PASI-PA
		EPA 9320	VAL	1	PASI-PA

This report shall not be reproduced, except in full,
without the written consent of Pace Analytical Services, LLC.

Pace Analytical Services, LLC
110 Technology Parkway
Peachtree Corners, GA 30092
(770)734-4200

SAMPLE ANALYTE COUNT

Project: BOWEN AP RAD
Pace Project No.: 92587874

Lab ID	Sample ID	Method	Analysts	Analytes Reported	Laboratory
		Total Radium Calculation	JAL	1	PASI-PA
92587874026	**BGWC-52**	EPA 9315	JC2	1	PASI-PA
		EPA 9320	VAL	1	PASI-PA
		Total Radium Calculation	JAL	1	PASI-PA
92587874027	**FB-4**	EPA 9315	JC2	1	PASI-PA
		EPA 9320	VAL	1	PASI-PA
		Total Radium Calculation	JAL	1	PASI-PA
92587874028	**EB-1**	EPA 9315	JC2	1	PASI-PA
		EPA 9320	VAL	1	PASI-PA
		Total Radium Calculation	JAL	1	PASI-PA
92587874029	**BGWA-33**	EPA 9315	JC2	1	PASI-PA
		EPA 9320	JSM	1	PASI-PA
		Total Radium Calculation	JAL	1	PASI-PA
92587874030	**BGWC-18**	EPA 9315	JC2	1	PASI-PA
		EPA 9320	JSM	1	PASI-PA
		Total Radium Calculation	JAL	1	PASI-PA
92587874031	**BGWC-19**	EPA 9315	JC2	1	PASI-PA
		EPA 9320	JSM	1	PASI-PA
		Total Radium Calculation	JAL	1	PASI-PA
92587874032	**BGWC-20**	EPA 9315	JC2	1	PASI-PA
		EPA 9320	JSM	1	PASI-PA
		Total Radium Calculation	JAL	1	PASI-PA
92587874033	**BGWC-21**	EPA 9315	JC2	1	PASI-PA
		EPA 9320	JSM	1	PASI-PA
		Total Radium Calculation	JAL	1	PASI-PA
92587874034	**BGWC-25**	EPA 9315	JC2	1	PASI-PA
		EPA 9320	JSM	1	PASI-PA
		Total Radium Calculation	JAL	1	PASI-PA
92587874035	**BGWC-31**	EPA 9315	JC2	1	PASI-PA
		EPA 9320	JSM	1	PASI-PA
		Total Radium Calculation	JAL	1	PASI-PA
92587874036	**BGWC-22**	EPA 9315	JC2	1	PASI-PA
		EPA 9320	JSM	1	PASI-PA
		Total Radium Calculation	JAL	1	PASI-PA
92587874037	**BGWC-24**	EPA 9315	JC2	1	PASI-PA
		EPA 9320	JSM	1	PASI-PA
		Total Radium Calculation	JAL	1	PASI-PA

This report shall not be reproduced, except in full,
without the written consent of Pace Analytical Services, LLC.

Pace Analytical Services, LLC
110 Technology Parkway
Peachtree Corners, GA 30092
(770)734-4200

SAMPLE ANALYTE COUNT

Project: BOWEN AP RAD
Pace Project No.: 92587874

Lab ID	Sample ID	Method	Analysts	Analytes Reported	Laboratory
92587874038	**BGWC-32**	EPA 9315	JC2	1	PASI-PA
		EPA 9320	JSM	1	PASI-PA
		Total Radium Calculation	JAL	1	PASI-PA
92587874039	**BGWC-34D**	EPA 9315	JC2	1	PASI-PA
		EPA 9320	JSM	1	PASI-PA
		Total Radium Calculation	JAL	1	PASI-PA
92587874040	**BGWC-39**	EPA 9315	JC2	1	PASI-PA
		EPA 9320	JSM	1	PASI-PA
		Total Radium Calculation	JAL	1	PASI-PA
92587874041	**BGWC-40**	EPA 9315	JC2	1	PASI-PA
		EPA 9320	JSM	1	PASI-PA
		Total Radium Calculation	JAL	1	PASI-PA
92587874042	**BGWC-35D**	EPA 9315	JC2	1	PASI-PA
		EPA 9320	JSM	1	PASI-PA
		Total Radium Calculation	JAL	1	PASI-PA
92587874043	**BGWC-37D**	EPA 9315	JC2	1	PASI-PA
		EPA 9320	VAL	1	PASI-PA
		Total Radium Calculation	JAL	1	PASI-PA
92587874044	**BGWC-42D**	EPA 9315	JC2	1	PASI-PA
		EPA 9320	VAL	1	PASI-PA
		Total Radium Calculation	JAL	1	PASI-PA
92587874045	**BGWC-41D**	EPA 9315	JC2	1	PASI-PA
		EPA 9320	VAL	1	PASI-PA
		Total Radium Calculation	JAL	1	PASI-PA
92587874046	**BGWC-43D**	EPA 9315	JC2	1	PASI-PA
		EPA 9320	VAL	1	PASI-PA
		Total Radium Calculation	JAL	1	PASI-PA
92587874047	**BGWC-49D**	EPA 9315	JC2	1	PASI-PA
		EPA 9320	VAL	1	PASI-PA
		Total Radium Calculation	JAL	1	PASI-PA
92587874048	**DUP-4**	EPA 9315	JC2	1	PASI-PA
		EPA 9320	VAL	1	PASI-PA
		Total Radium Calculation	JAL	1	PASI-PA
92587874049	**DUP-3**	EPA 9315	JC2	1	PASI-PA
		EPA 9320	VAL	1	PASI-PA
		Total Radium Calculation	JAL	1	PASI-PA
92587874050	**FB-5**	EPA 9315	JC2	1	PASI-PA

This report shall not be reproduced, except in full,
without the written consent of Pace Analytical Services, LLC.

Pace Analytical Services, LLC
110 Technology Parkway
Peachtree Corners, GA 30092
(770)734-4200

SAMPLE ANALYTE COUNT

Project: BOWEN AP RAD
Pace Project No.: 92587874

Lab ID	Sample ID	Method	Analysts	Analytes Reported	Laboratory
		EPA 9320	VAL	1	PASI-PA
		Total Radium Calculation	JAL	1	PASI-PA
92587874051	**EB-2**	EPA 9315	JC2	1	PASI-PA
		EPA 9320	VAL	1	PASI-PA
		Total Radium Calculation	JAL	1	PASI-PA
92587874052	**FB-6**	EPA 9315	JC2	1	PASI-PA
		EPA 9320	VAL	1	PASI-PA
		Total Radium Calculation	JAL	1	PASI-PA
92587874053	**EB-3**	EPA 9315	JC2	1	PASI-PA
		EPA 9320	VAL	1	PASI-PA
		Total Radium Calculation	JAL	1	PASI-PA
92587874054	**FB-7**	EPA 9315	JC2	1	PASI-PA
		EPA 9320	VAL	1	PASI-PA
		Total Radium Calculation	JAL	1	PASI-PA
92587874055	**EB-4**	EPA 9315	JC2	1	PASI-PA
		EPA 9320	VAL	1	PASI-PA
		Total Radium Calculation	JAL	1	PASI-PA

PASI-PA = Pace Analytical Services - Greensburg

This report shall not be reproduced, except in full,
without the written consent of Pace Analytical Services, LLC.

Pace Analytical Services, LLC
110 Technology Parkway
Peachtree Corners, GA 30092
(770)734-4200

SUMMARY OF DETECTION

Project: BOWEN AP RAD
Pace Project No.: 92587874

Lab Sample ID Method	Client Sample ID Parameters	Result	Units	Report Limit	Analyzed	Qualifiers
92587874001	**BGWA-2**					
EPA 9315	Radium-226	0.180 ± 0.116 (0.185) C:92% T:NA	pCi/L		03/18/22 09:04	
EPA 9320	Radium-228	0.0843 ± 0.254 (0.573) C:84% T:90%	pCi/L		03/07/22 15:14	
Total Radium Calculation	Total Radium	0.264 ± 0.370 (0.758)	pCi/L		03/21/22 15:36	
92587874002	**BGWA-47D**					
EPA 9315	Radium-226	0.343 ± 0.150 (0.164) C:82% T:NA	pCi/L		03/18/22 09:05	
EPA 9320	Radium-228	0.196 ± 0.269 (0.573) C:82% T:88%	pCi/L		03/07/22 15:14	
Total Radium Calculation	Total Radium	0.539 ± 0.419 (0.737)	pCi/L		03/21/22 15:36	
92587874003	**BGWA-48D**					
EPA 9315	Radium-226	0.0610 ± 0.0784 (0.162) C:93% T:NA	pCi/L		03/18/22 09:05	
EPA 9320	Radium-228	0.443 ± 0.341 (0.666) C:81% T:81%	pCi/L		03/07/22 15:14	
Total Radium Calculation	Total Radium	0.504 ± 0.419 (0.828)	pCi/L		03/21/22 15:36	
92587874004	**BGWC-14A**					
EPA 9315	Radium-226	0.216 ± 0.122 (0.170) C:91% T:NA	pCi/L		03/18/22 09:05	
EPA 9320	Radium-228	0.139 ± 0.271 (0.597) C:85% T:92%	pCi/L		03/07/22 15:14	
Total Radium Calculation	Total Radium	0.355 ± 0.393 (0.767)	pCi/L		03/21/22 15:36	

This report shall not be reproduced, except in full,
without the written consent of Pace Analytical Services, LLC.

Pace Analytical Services, LLC
110 Technology Parkway
Peachtree Corners, GA 30092
(770)734-4200

SUMMARY OF DETECTION

Project: BOWEN AP RAD
Pace Project No.: 92587874

Lab Sample ID Method	Client Sample ID Parameters	Result	Units	Report Limit	Analyzed	Qualifiers
92587874005	**BGWA-29**					
EPA 9315	Radium-226	0.0401 ± 0.0751 (0.172) C:86% T:NA	pCi/L		03/18/22 09:07	
EPA 9320	Radium-228	0.141 ± 0.266 (0.584) C:81% T:97%	pCi/L		03/07/22 15:15	
Total Radium Calculation	Total Radium	0.181 ± 0.341 (0.756)	pCi/L		03/21/22 15:36	
92587874006	**BGWC-8**					
EPA 9315	Radium-226	0.145 ± 0.100 (0.158) C:95% T:NA	pCi/L		03/18/22 09:07	
EPA 9320	Radium-228	0.668 ± 0.322 (0.524) C:81% T:90%	pCi/L		03/07/22 15:15	
Total Radium Calculation	Total Radium	0.813 ± 0.422 (0.682)	pCi/L		03/21/22 15:36	
92587874007	**BGWC-9**					
EPA 9315	Radium-226	0.170 ± 0.118 (0.190) C:82% T:NA	pCi/L		03/18/22 09:07	
EPA 9320	Radium-228	0.690 ± 0.358 (0.614) C:80% T:87%	pCi/L		03/07/22 15:15	
Total Radium Calculation	Total Radium	0.860 ± 0.476 (0.804)	pCi/L		03/21/22 15:36	
92587874008	**BGWA-6**					
EPA 9315	Radium-226	0.189 ± 0.104 (0.136) C:102% T:NA	pCi/L		03/18/22 09:07	
EPA 9320	Radium-228	0.107 ± 0.312 (0.700) C:79% T:88%	pCi/L		03/07/22 15:15	
Total Radium Calculation	Total Radium	0.296 ± 0.416 (0.836)	pCi/L		03/21/22 15:36	

This report shall not be reproduced, except in full,
without the written consent of Pace Analytical Services, LLC.

Pace Analytical Services, LLC
110 Technology Parkway
Peachtree Corners, GA 30092
(770)734-4200

SUMMARY OF DETECTION

Project: BOWEN AP RAD
Pace Project No.: 92587874

Lab Sample ID Method	Client Sample ID Parameters	Result	Units	Report Limit	Analyzed	Qualifiers
92587874009	**BGWC-44D**					
EPA 9315	Radium-226	0.200 ± 0.122 (0.180) C:82% T:NA	pCi/L		03/18/22 09:07	
EPA 9320	Radium-228	1.32 ± 0.476 (0.683) C:80% T:88%	pCi/L		03/07/22 15:15	
Total Radium Calculation	Total Radium	1.52 ± 0.598 (0.863)	pCi/L		03/21/22 15:36	
92587874010	**BGWC-50D**					
EPA 9315	Radium-226	0.553 ± 0.179 (0.138) C:100% T:NA	pCi/L		03/18/22 09:27	
EPA 9320	Radium-228	0.846 ± 0.572 (1.12) C:79% T:75%	pCi/L		03/07/22 15:20	
Total Radium Calculation	Total Radium	1.40 ± 0.751 (1.26)	pCi/L		03/21/22 15:36	
92587874011	**DUP-1**					
EPA 9315	Radium-226	0.248 ± 0.123 (0.151) C:90% T:NA	pCi/L		03/18/22 09:27	
EPA 9320	Radium-228	0.383 ± 0.469 (1.000) C:82% T:87%	pCi/L		03/07/22 15:20	
Total Radium Calculation	Total Radium	0.631 ± 0.592 (1.15)	pCi/L		03/21/22 15:36	
92587874012	**FB-1**					
EPA 9315	Radium-226	-0.0343 ± 0.0530 (0.179) C:97% T:NA	pCi/L		03/18/22 09:27	
EPA 9320	Radium-228	-0.0730 ± 0.408 (0.947) C:86% T:86%	pCi/L		03/07/22 15:20	
Total Radium Calculation	Total Radium	0.000 ± 0.461 (1.13)	pCi/L		03/21/22 15:36	

This report shall not be reproduced, except in full,
without the written consent of Pace Analytical Services, LLC.

Pace Analytical Services, LLC
110 Technology Parkway
Peachtree Corners, GA 30092
(770)734-4200

SUMMARY OF DETECTION

Project: BOWEN AP RAD
Pace Project No.: 92587874

Lab Sample ID Method	Client Sample ID Parameters	Result	Units	Report Limit	Analyzed	Qualifiers
92587874013	**FB-2**					
EPA 9315	Radium-226	-0.00104 ± 0.0628 (0.175) C:95% T:NA	pCi/L		03/18/22 09:27	
EPA 9320	Radium-228	-0.0530 ± 0.451 (1.07) C:84% T:83%	pCi/L		03/07/22 18:21	
Total Radium Calculation	Total Radium	0.000 ± 0.514 (1.25)	pCi/L		03/21/22 15:36	
92587874014	**BGWC-7**					
EPA 9315	Radium-226	0.758 ± 0.219 (0.163) C:104% T:NA	pCi/L		03/23/22 09:15	
EPA 9320	Radium-228	0.498 ± 0.428 (0.864) C:71% T:85%	pCi/L		03/15/22 15:40	
Total Radium Calculation	Total Radium	1.26 ± 0.647 (1.03)	pCi/L		03/23/22 17:51	
92587874015	**BGWC-10**					
EPA 9315	Radium-226	0.665 ± 0.208 (0.171) C:97% T:NA	pCi/L		03/23/22 09:15	
EPA 9320	Radium-228	0.344 ± 0.453 (0.968) C:73% T:83%	pCi/L		03/15/22 15:41	
Total Radium Calculation	Total Radium	1.01 ± 0.661 (1.14)	pCi/L		03/23/22 17:51	
92587874016	**BGWC-12**					
EPA 9315	Radium-226	0.00313 ± 0.0627 (0.171) C:103% T:NA	pCi/L		03/23/22 09:15	
EPA 9320	Radium-228	0.285 ± 0.385 (0.823) C:72% T:91%	pCi/L		03/15/22 15:41	
Total Radium Calculation	Total Radium	0.288 ± 0.448 (0.994)	pCi/L		03/23/22 17:51	

This report shall not be reproduced, except in full,
without the written consent of Pace Analytical Services, LLC.

Pace Analytical Services, LLC
110 Technology Parkway
Peachtree Corners, GA 30092
(770)734-4200

SUMMARY OF DETECTION

Project: BOWEN AP RAD
Pace Project No.: 92587874

Lab Sample ID Method	Client Sample ID Parameters	Result	Units	Report Limit	Analyzed	Qualifiers
92587874017	**BGWC-16**					
EPA 9315	Radium-226	0.262 ± 0.126 (0.156) C:104% T:NA	pCi/L		03/23/22 09:15	
EPA 9320	Radium-228	0.768 ± 0.406 (0.719) C:81% T:86%	pCi/L		03/15/22 15:41	
Total Radium Calculation	Total Radium	1.03 ± 0.532 (0.875)	pCi/L		03/23/22 17:51	
92587874018	**BGWC-17**					
EPA 9315	Radium-226	0.0312 ± 0.0726 (0.173) C:97% T:NA	pCi/L		03/23/22 09:15	
EPA 9320	Radium-228	0.177 ± 0.385 (0.852) C:74% T:85%	pCi/L		03/15/22 15:41	
Total Radium Calculation	Total Radium	0.208 ± 0.458 (1.03)	pCi/L		03/23/22 17:51	
92587874019	**DUP-2**					
EPA 9315	Radium-226	0.380 ± 0.153 (0.174) C:103% T:NA	pCi/L		03/23/22 09:15	
EPA 9320	Radium-228	0.230 ± 0.387 (0.843) C:77% T:93%	pCi/L		03/15/22 15:41	
Total Radium Calculation	Total Radium	0.610 ± 0.540 (1.02)	pCi/L		03/23/22 17:51	
92587874020	**FB-3**					
EPA 9315	Radium-226	-0.0343 ± 0.0468 (0.175) C:91% T:NA	pCi/L		03/23/22 09:15	
EPA 9320	Radium-228	-0.000374 ± 0.354 (0.825) C:73% T:89%	pCi/L		03/15/22 15:41	
Total Radium Calculation	Total Radium	0.000 ± 0.401 (1.000)	pCi/L		03/23/22 17:51	

This report shall not be reproduced, except in full,
without the written consent of Pace Analytical Services, LLC.

Pace Analytical Services, LLC
110 Technology Parkway
Peachtree Corners, GA 30092
(770)734-4200

SUMMARY OF DETECTION

Project: BOWEN AP RAD
Pace Project No.: 92587874

Lab Sample ID Method	Client Sample ID Parameters	Result	Units	Report Limit	Analyzed	Qualifiers
92587874021	**BGWC-23**					
EPA 9315	Radium-226	0.387 ± 0.152 (0.148) C:100% T:NA	pCi/L		03/23/22 09:15	
EPA 9320	Radium-228	0.176 ± 0.344 (0.758) C:81% T:87%	pCi/L		03/15/22 15:41	
Total Radium Calculation	Total Radium	0.563 ± 0.496 (0.906)	pCi/L		03/23/22 17:51	
92587874022	**BGWC-30**					
EPA 9315	Radium-226	0.226 ± 0.120 (0.166) C:102% T:NA	pCi/L		03/23/22 09:15	
EPA 9320	Radium-228	0.518 ± 0.371 (0.717) C:81% T:84%	pCi/L		03/15/22 15:42	
Total Radium Calculation	Total Radium	0.744 ± 0.491 (0.883)	pCi/L		03/23/22 17:51	
92587874023	**BGWC-36D**					
EPA 9315	Radium-226	0.342 ± 0.162 (0.230) C:97% T:NA	pCi/L		03/23/22 09:19	
EPA 9320	Radium-228	1.09 ± 0.614 (1.12) C:72% T:63%	pCi/L		03/15/22 15:00	
Total Radium Calculation	Total Radium	1.43 ± 0.776 (1.35)	pCi/L		03/23/22 17:51	
92587874024	**BGWC-38D**					
EPA 9315	Radium-226	2.19 ± 0.458 (0.177) C:96% T:NA	pCi/L		03/23/22 09:20	
EPA 9320	Radium-228	2.41 ± 0.714 (0.806) C:68% T:79%	pCi/L		03/15/22 15:00	
Total Radium Calculation	Total Radium	4.60 ± 1.17 (0.983)	pCi/L		03/23/22 17:51	

This report shall not be reproduced, except in full,
without the written consent of Pace Analytical Services, LLC.

Pace Analytical Services, LLC
110 Technology Parkway
Peachtree Corners, GA 30092
(770)734-4200

SUMMARY OF DETECTION

Project: BOWEN AP RAD
Pace Project No.: 92587874

Lab Sample ID Method	Client Sample ID Parameters	Result	Units	Report Limit	Analyzed	Qualifiers
92587874025	**BGWC-51**					
EPA 9315	Radium-226	0.0322 ± 0.0679 (0.159) C:105% T:NA	pCi/L		03/23/22 09:20	
EPA 9320	Radium-228	0.455 ± 0.384 (0.761) C:74% T:77%	pCi/L		03/15/22 15:00	
Total Radium Calculation	Total Radium	0.487 ± 0.452 (0.920)	pCi/L		03/23/22 17:51	
92587874026	**BGWC-52**					
EPA 9315	Radium-226	0.134 ± 0.0976 (0.153) C:93% T:NA	pCi/L		03/23/22 09:20	
EPA 9320	Radium-228	0.0901 ± 0.392 (0.893) C:72% T:77%	pCi/L		03/15/22 15:00	
Total Radium Calculation	Total Radium	0.224 ± 0.490 (1.05)	pCi/L		03/23/22 17:51	
92587874027	**FB-4**					
EPA 9315	Radium-226	0.0397 ± 0.0609 (0.130) C:88% T:NA	pCi/L		03/23/22 09:20	
EPA 9320	Radium-228	0.138 ± 0.350 (0.782) C:71% T:90%	pCi/L		03/15/22 15:00	
Total Radium Calculation	Total Radium	0.178 ± 0.411 (0.912)	pCi/L		03/23/22 17:51	
92587874028	**EB-1**					
EPA 9315	Radium-226	0.0365 ± 0.0660 (0.149) C:94% T:NA	pCi/L		03/23/22 09:20	
EPA 9320	Radium-228	0.185 ± 0.387 (0.856) C:68% T:81%	pCi/L		03/15/22 15:01	
Total Radium Calculation	Total Radium	0.222 ± 0.453 (1.01)	pCi/L		03/23/22 17:51	

This report shall not be reproduced, except in full,
without the written consent of Pace Analytical Services, LLC.

Pace Analytical Services, LLC
110 Technology Parkway
Peachtree Corners, GA 30092
(770)734-4200

SUMMARY OF DETECTION

Project: BOWEN AP RAD
Pace Project No.: 92587874

Lab Sample ID Method	Client Sample ID Parameters	Result	Units	Report Limit	Analyzed	Qualifiers
92587874029	**BGWA-33**					
EPA 9315	Radium-226	0.540 ± 0.192 (0.184) C:87% T:NA	pCi/L		03/21/22 08:27	
EPA 9320	Radium-228	-0.0746 ± 0.357 (0.840) C:76% T:83%	pCi/L		03/14/22 13:19	
Total Radium Calculation	Total Radium	0.540 ± 0.549 (1.02)	pCi/L		03/22/22 15:22	
92587874030	**BGWC-18**					
EPA 9315	Radium-226	0.193 ± 0.123 (0.192) C:88% T:NA	pCi/L		03/21/22 08:27	
EPA 9320	Radium-228	0.515 ± 0.408 (0.811) C:77% T:74%	pCi/L		03/14/22 13:19	
Total Radium Calculation	Total Radium	0.708 ± 0.531 (1.00)	pCi/L		03/22/22 15:22	
92587874031	**BGWC-19**					
EPA 9315	Radium-226	0.229 ± 0.128 (0.178) C:86% T:NA	pCi/L		03/21/22 08:27	
EPA 9320	Radium-228	0.120 ± 0.373 (0.837) C:76% T:74%	pCi/L		03/14/22 13:20	
Total Radium Calculation	Total Radium	0.349 ± 0.501 (1.02)	pCi/L		03/22/22 15:22	
92587874032	**BGWC-20**					
EPA 9315	Radium-226	0.185 ± 0.116 (0.176) C:93% T:NA	pCi/L		03/21/22 08:27	
EPA 9320	Radium-228	0.137 ± 0.254 (0.558) C:74% T:90%	pCi/L		03/14/22 13:20	
Total Radium Calculation	Total Radium	0.322 ± 0.370 (0.734)	pCi/L		03/22/22 15:22	

This report shall not be reproduced, except in full,
without the written consent of Pace Analytical Services, LLC.

Pace Analytical Services, LLC
110 Technology Parkway
Peachtree Corners, GA 30092
(770)734-4200

SUMMARY OF DETECTION

Project: BOWEN AP RAD
Pace Project No.: 92587874

Lab Sample ID Method	Client Sample ID Parameters	Result	Units	Report Limit	Analyzed	Qualifiers
92587874033	**BGWC-21**					
EPA 9315	Radium-226	0.157 ± 0.116 (0.199) C:87% T:NA	pCi/L		03/21/22 08:27	
EPA 9320	Radium-228	0.333 ± 0.373 (0.776) C:73% T:68%	pCi/L		03/14/22 13:20	
Total Radium Calculation	Total Radium	0.490 ± 0.489 (0.975)	pCi/L		03/22/22 15:22	
92587874034	**BGWC-25**					
EPA 9315	Radium-226	0.0892 ± 0.0923 (0.177) C:87% T:NA	pCi/L		03/21/22 08:27	
EPA 9320	Radium-228	0.0998 ± 0.365 (0.824) C:74% T:81%	pCi/L		03/14/22 13:20	
Total Radium Calculation	Total Radium	0.189 ± 0.457 (1.00)	pCi/L		03/22/22 15:22	
92587874035	**BGWC-31**					
EPA 9315	Radium-226	0.676 ± 0.211 (0.156) C:88% T:NA	pCi/L		03/21/22 08:27	
EPA 9320	Radium-228	0.340 ± 0.306 (0.618) C:75% T:87%	pCi/L		03/14/22 13:20	
Total Radium Calculation	Total Radium	1.02 ± 0.517 (0.774)	pCi/L		03/22/22 15:22	
92587874036	**BGWC-22**					
EPA 9315	Radium-226	1.03 ± 0.272 (0.174) C:95% T:NA	pCi/L		03/21/22 08:27	
EPA 9320	Radium-228	0.911 ± 0.370 (0.552) C:75% T:89%	pCi/L		03/14/22 13:20	
Total Radium Calculation	Total Radium	1.94 ± 0.642 (0.726)	pCi/L		03/22/22 15:22	

This report shall not be reproduced, except in full,
without the written consent of Pace Analytical Services, LLC.

Pace Analytical Services, LLC
110 Technology Parkway
Peachtree Corners, GA 30092
(770)734-4200

SUMMARY OF DETECTION

Project: BOWEN AP RAD
Pace Project No.: 92587874

Lab Sample ID Method	Client Sample ID Parameters	Result	Units	Report Limit	Analyzed	Qualifiers
92587874037	**BGWC-24**					
EPA 9315	Radium-226	0.456 ± 0.187 (0.238) C:93% T:NA	pCi/L		03/21/22 08:33	
EPA 9320	Radium-228	13.7 ± 9.42 (18.5) C:74% T:65%	pCi/L		03/14/22 13:23	
Total Radium Calculation	Total Radium	14.2 ± 9.61 (18.7)	pCi/L		03/22/22 15:22	
92587874038	**BGWC-32**					
EPA 9315	Radium-226	0.685 ± 0.221 (0.186) C:88% T:NA	pCi/L		03/21/22 08:34	
EPA 9320	Radium-228	0.475 ± 0.533 (1.12) C:68% T:78%	pCi/L		03/14/22 13:23	
Total Radium Calculation	Total Radium	1.16 ± 0.754 (1.31)	pCi/L		03/22/22 15:22	
92587874039	**BGWC-34D**					
EPA 9315	Radium-226	1.63 ± 0.374 (0.160) C:85% T:NA	pCi/L		03/21/22 08:34	
EPA 9320	Radium-228	0.612 ± 0.410 (0.806) C:100% T:80%	pCi/L		03/14/22 13:23	
Total Radium Calculation	Total Radium	2.24 ± 0.784 (0.966)	pCi/L		03/22/22 15:23	
92587874040	**BGWC-39**					
EPA 9315	Radium-226	0.312 ± 0.132 (0.120) C:95% T:NA	pCi/L		03/21/22 08:34	
EPA 9320	Radium-228	0.487 ± 0.326 (0.619) C:74% T:93%	pCi/L		03/14/22 13:21	
Total Radium Calculation	Total Radium	0.799 ± 0.458 (0.739)	pCi/L		03/22/22 15:23	

This report shall not be reproduced, except in full,
without the written consent of Pace Analytical Services, LLC.

Pace Analytical Services, LLC
110 Technology Parkway
Peachtree Corners, GA 30092
(770)734-4200

SUMMARY OF DETECTION

Project: BOWEN AP RAD
Pace Project No.: 92587874

Lab Sample ID Method	Client Sample ID Parameters	Result	Units	Report Limit	Analyzed	Qualifiers
92587874041	**BGWC-40**					
EPA 9315	Radium-226	0.233 ± 0.124 (0.158) C:87% T:NA	pCi/L		03/21/22 08:34	
EPA 9320	Radium-228	0.240 ± 0.376 (0.814) C:98% T:73%	pCi/L		03/14/22 16:02	
Total Radium Calculation	Total Radium	0.473 ± 0.500 (0.972)	pCi/L		03/22/22 15:23	
92587874042	**BGWC-35D**					
EPA 9315	Radium-226	1.01 ± 0.264 (0.151) C:97% T:NA	pCi/L		03/21/22 08:34	
EPA 9320	Radium-228	0.868 ± 0.508 (0.928) C:72% T:92%	pCi/L		03/14/22 16:35	
Total Radium Calculation	Total Radium	1.88 ± 0.772 (1.08)	pCi/L		03/22/22 15:23	
92587874043	**BGWC-37D**					
EPA 9315	Radium-226	0.547 ± 0.200 (0.221) C:86% T:NA	pCi/L		03/21/22 08:34	
EPA 9320	Radium-228	1.86 ± 0.657 (0.955) C:63% T:87%	pCi/L		03/14/22 16:42	
Total Radium Calculation	Total Radium	2.41 ± 0.857 (1.18)	pCi/L		03/22/22 15:23	
92587874044	**BGWC-42D**					
EPA 9315	Radium-226	0.380 ± 0.160 (0.156) C:79% T:NA	pCi/L		03/21/22 08:36	
EPA 9320	Radium-228	0.130 ± 0.515 (1.16) C:68% T:77%	pCi/L		03/14/22 16:42	
Total Radium Calculation	Total Radium	0.510 ± 0.675 (1.32)	pCi/L		03/22/22 15:23	

This report shall not be reproduced, except in full,
without the written consent of Pace Analytical Services, LLC.

Pace Analytical Services, LLC
110 Technology Parkway
Peachtree Corners, GA 30092
(770)734-4200

SUMMARY OF DETECTION

Project: BOWEN AP RAD
Pace Project No.: 92587874

Lab Sample ID Method	Client Sample ID Parameters	Result	Units	Report Limit	Analyzed	Qualifiers
92587874045	**BGWC-41D**					
EPA 9315	Radium-226	0.647 ± 0.222 (0.238) C:92% T:NA	pCi/L		03/21/22 08:36	
EPA 9320	Radium-228	0.118 ± 0.462 (1.05) C:68% T:75%	pCi/L		03/14/22 16:42	
Total Radium Calculation	Total Radium	0.765 ± 0.684 (1.29)	pCi/L		03/22/22 15:23	
92587874046	**BGWC-43D**					
EPA 9315	Radium-226	0.524 ± 0.201 (0.235) C:87% T:NA	pCi/L		03/21/22 08:36	
EPA 9320	Radium-228	0.436 ± 0.425 (0.877) C:68% T:89%	pCi/L		03/14/22 16:42	
Total Radium Calculation	Total Radium	0.960 ± 0.626 (1.11)	pCi/L		03/22/22 15:23	
92587874047	**BGWC-49D**					
EPA 9315	Radium-226	1.17 ± 0.305 (0.186) C:88% T:NA	pCi/L		03/21/22 09:59	
EPA 9320	Radium-228	1.24 ± 0.561 (0.925) C:63% T:83%	pCi/L		03/14/22 16:42	
Total Radium Calculation	Total Radium	2.41 ± 0.866 (1.11)	pCi/L		03/22/22 15:23	
92587874048	**DUP-4**					
EPA 9315	Radium-226	1.29 ± 0.317 (0.163) C:95% T:NA	pCi/L		03/21/22 09:59	
EPA 9320	Radium-228	1.01 ± 0.735 (1.44) C:63% T:83%	pCi/L		03/14/22 19:46	
Total Radium Calculation	Total Radium	2.30 ± 1.05 (1.60)	pCi/L		03/22/22 15:23	

This report shall not be reproduced, except in full,
without the written consent of Pace Analytical Services, LLC.

Pace Analytical Services, LLC
110 Technology Parkway
Peachtree Corners, GA 30092
(770)734-4200

SUMMARY OF DETECTION

Project: BOWEN AP RAD
Pace Project No.: 92587874

Lab Sample ID Method	Client Sample ID Parameters	Result	Units	Report Limit	Analyzed	Qualifiers
92587874049	**DUP-3**					
EPA 9315	Radium-226	0.817 ± 0.236 (0.174) C:94% T:NA	pCi/L		03/21/22 12:32	
EPA 9320	Radium-228	0.848 ± 0.654 (1.30) C:67% T:87%	pCi/L		03/14/22 19:47	
Total Radium Calculation	Total Radium	1.67 ± 0.890 (1.47)	pCi/L		03/22/22 15:20	
92587874050	**FB-5**					
EPA 9315	Radium-226	-0.0605 ± 0.0410 (0.188) C:92% T:NA	pCi/L		03/21/22 12:32	
EPA 9320	Radium-228	-0.339 ± 0.611 (1.48) C:64% T:90%	pCi/L		03/14/22 19:47	
Total Radium Calculation	Total Radium	0.000 ± 0.652 (1.67)	pCi/L		03/22/22 15:20	
92587874051	**EB-2**					
EPA 9315	Radium-226	-0.0458 ± 0.0390 (0.171) C:89% T:NA	pCi/L		03/21/22 12:32	
EPA 9320	Radium-228	0.0745 ± 0.296 (0.675) C:66% T:94%	pCi/L		03/14/22 16:43	
Total Radium Calculation	Total Radium	0.0745 ± 0.335 (0.846)	pCi/L		03/22/22 15:20	
92587874052	**FB-6**					
EPA 9315	Radium-226	-0.0540 ± 0.0392 (0.177) C:91% T:NA	pCi/L		03/21/22 12:32	
EPA 9320	Radium-228	-0.00585 ± 0.324 (0.766) C:65% T:89%	pCi/L		03/14/22 16:43	
Total Radium Calculation	Total Radium	0.000 ± 0.363 (0.943)	pCi/L		03/22/22 15:20	

This report shall not be reproduced, except in full,
without the written consent of Pace Analytical Services, LLC.

Pace Analytical Services, LLC
110 Technology Parkway
Peachtree Corners, GA 30092
(770)734-4200

SUMMARY OF DETECTION

Project: BOWEN AP RAD
Pace Project No.: 92587874

Lab Sample ID Method	Client Sample ID Parameters	Result	Units	Report Limit	Analyzed	Qualifiers
92587874053	**EB-3**					
EPA 9315	Radium-226	0.0179 ± 0.0757 (0.192) C:91% T:NA	pCi/L		03/21/22 12:32	
EPA 9320	Radium-228	-0.0745 ± 0.434 (1.02) C:62% T:88%	pCi/L		03/14/22 16:43	
Total Radium Calculation	Total Radium	0.0179 ± 0.510 (1.21)	pCi/L		03/22/22 15:20	
92587874054	**FB-7**					
EPA 9315	Radium-226	0.00462 ± 0.0643 (0.177) C:88% T:NA	pCi/L		03/21/22 12:32	
EPA 9320	Radium-228	-0.0194 ± 0.417 (0.984) C:63% T:74%	pCi/L		03/14/22 16:43	
Total Radium Calculation	Total Radium	0.00462 ± 0.481 (1.16)	pCi/L		03/22/22 15:20	
92587874055	**EB-4**					
EPA 9315	Radium-226	0.124 ± 0.0971 (0.160) C:87% T:NA	pCi/L		03/21/22 12:32	
EPA 9320	Radium-228	-0.129 ± 0.600 (1.42) C:68% T:78%	pCi/L		03/14/22 19:44	
Total Radium Calculation	Total Radium	0.124 ± 0.697 (1.58)	pCi/L		03/22/22 15:20	

This report shall not be reproduced, except in full,
without the written consent of Pace Analytical Services, LLC.

Pace Analytical Services, LLC
110 Technology Parkway
Peachtree Corners, GA 30092
(770)734-4200

ANALYTICAL RESULTS - RADIOCHEMISTRY

Project: BOWEN AP RAD
Pace Project No.: 92587874

Sample: BGWA-2 **Lab ID: 92587874001** Collected: 02/09/22 13:46 Received: 02/11/22 09:30 Matrix: Water
PWS: Site ID: Sample Type:

Parameters	Method	Act ± Unc (MDC) Carr Trac	Units	Analyzed	CAS No.	Qual
	Pace Analytical Services - Greensburg					
Radium-226	EPA 9315	**0.180 ± 0.116 (0.185) C:92% T:NA**	pCi/L	03/18/22 09:04	13982-63-3	
	Pace Analytical Services - Greensburg					
Radium-228	EPA 9320	**0.0843 ± 0.254 (0.573) C:84% T:90%**	pCi/L	03/07/22 15:14	15262-20-1	
	Pace Analytical Services - Greensburg					
Total Radium	Total Radium Calculation	**0.264 ± 0.370 (0.758)**	pCi/L	03/21/22 15:36	7440-14-4	

This report shall not be reproduced, except in full,
without the written consent of Pace Analytical Services, LLC.

Pace Analytical Services, LLC
110 Technology Parkway
Peachtree Corners, GA 30092
(770)734-4200

ANALYTICAL RESULTS - RADIOCHEMISTRY

Project: BOWEN AP RAD
Pace Project No.: 92587874

Sample: BGWA-47D **Lab ID: 92587874002** Collected: 02/09/22 12:10 Received: 02/11/22 09:30 Matrix: Water
PWS: Site ID: Sample Type:

Parameters	Method	Act ± Unc (MDC) Carr Trac	Units	Analyzed	CAS No.	Qual
	Pace Analytical Services - Greensburg					
Radium-226	EPA 9315	**0.343 ± 0.150 (0.164) C:82% T:NA**	pCi/L	03/18/22 09:05	13982-63-3	
	Pace Analytical Services - Greensburg					
Radium-228	EPA 9320	**0.196 ± 0.269 (0.573) C:82% T:88%**	pCi/L	03/07/22 15:14	15262-20-1	
	Pace Analytical Services - Greensburg					
Total Radium	Total Radium Calculation	**0.539 ± 0.419 (0.737)**	pCi/L	03/21/22 15:36	7440-14-4	

This report shall not be reproduced, except in full,
without the written consent of Pace Analytical Services, LLC.

Pace Analytical Services, LLC
110 Technology Parkway
Peachtree Corners, GA 30092
(770)734-4200

ANALYTICAL RESULTS - RADIOCHEMISTRY

Project: BOWEN AP RAD
Pace Project No.: 92587874

Sample: BGWA-48D **Lab ID: 92587874003** Collected: 02/09/22 10:53 Received: 02/11/22 09:30 Matrix: Water
PWS: Site ID: Sample Type:

Parameters	Method	Act ± Unc (MDC) Carr Trac	Units	Analyzed	CAS No.	Qual
	Pace Analytical Services - Greensburg					
Radium-226	EPA 9315	**0.0610 ± 0.0784 (0.162) C:93% T:NA**	pCi/L	03/18/22 09:05	13982-63-3	
	Pace Analytical Services - Greensburg					
Radium-228	EPA 9320	**0.443 ± 0.341 (0.666) C:81% T:81%**	pCi/L	03/07/22 15:14	15262-20-1	
	Pace Analytical Services - Greensburg					
Total Radium	Total Radium Calculation	**0.504 ± 0.419 (0.828)**	pCi/L	03/21/22 15:36	7440-14-4	

This report shall not be reproduced, except in full,
without the written consent of Pace Analytical Services, LLC.

Pace Analytical Services, LLC
110 Technology Parkway
Peachtree Corners, GA 30092
(770)734-4200

ANALYTICAL RESULTS - RADIOCHEMISTRY

Project: BOWEN AP RAD
Pace Project No.: 92587874

Sample: BGWC-14A **Lab ID: 92587874004** Collected: 02/09/22 15:21 Received: 02/11/22 09:30 Matrix: Water
PWS: Site ID: Sample Type:

Parameters	Method	Act ± Unc (MDC) Carr Trac	Units	Analyzed	CAS No.	Qual
	Pace Analytical Services - Greensburg					
Radium-226	EPA 9315	**0.216 ± 0.122 (0.170) C:91% T:NA**	pCi/L	03/18/22 09:05	13982-63-3	
	Pace Analytical Services - Greensburg					
Radium-228	EPA 9320	**0.139 ± 0.271 (0.597) C:85% T:92%**	pCi/L	03/07/22 15:14	15262-20-1	
	Pace Analytical Services - Greensburg					
Total Radium	Total Radium Calculation	**0.355 ± 0.393 (0.767)**	pCi/L	03/21/22 15:36	7440-14-4	

This report shall not be reproduced, except in full,
without the written consent of Pace Analytical Services, LLC.

Pace Analytical Services, LLC
110 Technology Parkway
Peachtree Corners, GA 30092
(770)734-4200

ANALYTICAL RESULTS - RADIOCHEMISTRY

Project: BOWEN AP RAD
Pace Project No.: 92587874

Sample: BGWA-29 **Lab ID: 92587874005** Collected: 02/10/22 15:10 Received: 02/11/22 09:30 Matrix: Water
PWS: Site ID: Sample Type:

Parameters	Method	Act ± Unc (MDC) Carr Trac	Units	Analyzed	CAS No.	Qual
	Pace Analytical Services - Greensburg					
Radium-226	EPA 9315	**0.0401 ± 0.0751 (0.172) C:86% T:NA**	pCi/L	03/18/22 09:07	13982-63-3	
	Pace Analytical Services - Greensburg					
Radium-228	EPA 9320	**0.141 ± 0.266 (0.584) C:81% T:97%**	pCi/L	03/07/22 15:15	15262-20-1	
	Pace Analytical Services - Greensburg					
Total Radium	Total Radium Calculation	**0.181 ± 0.341 (0.756)**	pCi/L	03/21/22 15:36	7440-14-4	

This report shall not be reproduced, except in full,
without the written consent of Pace Analytical Services, LLC.

Pace Analytical Services, LLC
110 Technology Parkway
Peachtree Corners, GA 30092
(770)734-4200

ANALYTICAL RESULTS - RADIOCHEMISTRY

Project: BOWEN AP RAD
Pace Project No.: 92587874

Sample: BGWC-8 **Lab ID: 92587874006** Collected: 02/10/22 12:25 Received: 02/11/22 09:30 Matrix: Water
PWS: Site ID: Sample Type:

Parameters	Method	Act ± Unc (MDC) Carr Trac	Units	Analyzed	CAS No.	Qual
	Pace Analytical Services - Greensburg					
Radium-226	EPA 9315	**0.145 ± 0.100 (0.158) C:95% T:NA**	pCi/L	03/18/22 09:07	13982-63-3	
	Pace Analytical Services - Greensburg					
Radium-228	EPA 9320	**0.668 ± 0.322 (0.524) C:81% T:90%**	pCi/L	03/07/22 15:15	15262-20-1	
	Pace Analytical Services - Greensburg					
Total Radium	Total Radium Calculation	**0.813 ± 0.422 (0.682)**	pCi/L	03/21/22 15:36	7440-14-4	

This report shall not be reproduced, except in full,
without the written consent of Pace Analytical Services, LLC.

Pace Analytical Services, LLC
110 Technology Parkway
Peachtree Corners, GA 30092
(770)734-4200

ANALYTICAL RESULTS - RADIOCHEMISTRY

Project: BOWEN AP RAD
Pace Project No.: 92587874

Sample: BGWC-9 **Lab ID: 92587874007** Collected: 02/10/22 13:50 Received: 02/11/22 09:30 Matrix: Water
PWS: Site ID: Sample Type:

Parameters	Method	Act ± Unc (MDC) Carr Trac	Units	Analyzed	CAS No.	Qual
	Pace Analytical Services - Greensburg					
Radium-226	EPA 9315	**0.170 ± 0.118 (0.190) C:82% T:NA**	pCi/L	03/18/22 09:07	13982-63-3	
	Pace Analytical Services - Greensburg					
Radium-228	EPA 9320	**0.690 ± 0.358 (0.614) C:80% T:87%**	pCi/L	03/07/22 15:15	15262-20-1	
	Pace Analytical Services - Greensburg					
Total Radium	Total Radium Calculation	**0.860 ± 0.476 (0.804)**	pCi/L	03/21/22 15:36	7440-14-4	

This report shall not be reproduced, except in full,
without the written consent of Pace Analytical Services, LLC.

Pace Analytical Services, LLC
110 Technology Parkway
Peachtree Corners, GA 30092
(770)734-4200

ANALYTICAL RESULTS - RADIOCHEMISTRY

Project: BOWEN AP RAD
Pace Project No.: 92587874

Sample: BGWA-6 **Lab ID: 92587874008** Collected: 02/09/22 12:00 Received: 02/11/22 09:30 Matrix: Water
PWS: Site ID: Sample Type:

Parameters	Method	Act ± Unc (MDC) Carr Trac	Units	Analyzed	CAS No.	Qual
	Pace Analytical Services - Greensburg					
Radium-226	EPA 9315	**0.189 ± 0.104 (0.136) C:102% T:NA**	pCi/L	03/18/22 09:07	13982-63-3	
	Pace Analytical Services - Greensburg					
Radium-228	EPA 9320	**0.107 ± 0.312 (0.700) C:79% T:88%**	pCi/L	03/07/22 15:15	15262-20-1	
	Pace Analytical Services - Greensburg					
Total Radium	Total Radium Calculation	**0.296 ± 0.416 (0.836)**	pCi/L	03/21/22 15:36	7440-14-4	

This report shall not be reproduced, except in full,
without the written consent of Pace Analytical Services, LLC.

Pace Analytical Services, LLC
110 Technology Parkway
Peachtree Corners, GA 30092
(770)734-4200

ANALYTICAL RESULTS - RADIOCHEMISTRY

Project: BOWEN AP RAD
Pace Project No.: 92587874

Sample: BGWC-44D **Lab ID: 92587874009** Collected: 02/09/22 14:10 Received: 02/11/22 09:30 Matrix: Water
PWS: Site ID: Sample Type:

Parameters	Method	Act ± Unc (MDC) Carr Trac	Units	Analyzed	CAS No.	Qual
	Pace Analytical Services - Greensburg					
Radium-226	EPA 9315	**0.200 ± 0.122 (0.180) C:82% T:NA**	pCi/L	03/18/22 09:07	13982-63-3	
	Pace Analytical Services - Greensburg					
Radium-228	EPA 9320	**1.32 ± 0.476 (0.683) C:80% T:88%**	pCi/L	03/07/22 15:15	15262-20-1	
	Pace Analytical Services - Greensburg					
Total Radium	Total Radium Calculation	**1.52 ± 0.598 (0.863)**	pCi/L	03/21/22 15:36	7440-14-4	

This report shall not be reproduced, except in full,
without the written consent of Pace Analytical Services, LLC.

Pace Analytical Services, LLC
110 Technology Parkway
Peachtree Corners, GA 30092
(770)734-4200

ANALYTICAL RESULTS - RADIOCHEMISTRY

Project: BOWEN AP RAD
Pace Project No.: 92587874

Sample: BGWC-50D **Lab ID: 92587874010** Collected: 02/09/22 16:45 Received: 02/11/22 09:30 Matrix: Water
PWS: Site ID: Sample Type:

Parameters	Method	Act ± Unc (MDC) Carr Trac	Units	Analyzed	CAS No.	Qual
	Pace Analytical Services - Greensburg					
Radium-226	EPA 9315	**0.553 ± 0.179 (0.138)** **C:100% T:NA**	pCi/L	03/18/22 09:27	13982-63-3	
	Pace Analytical Services - Greensburg					
Radium-228	EPA 9320	**0.846 ± 0.572 (1.12)** **C:79% T:75%**	pCi/L	03/07/22 15:20	15262-20-1	
	Pace Analytical Services - Greensburg					
Total Radium	Total Radium Calculation	**1.40 ± 0.751 (1.26)**	pCi/L	03/21/22 15:36	7440-14-4	

This report shall not be reproduced, except in full,
without the written consent of Pace Analytical Services, LLC.

Pace Analytical Services, LLC
110 Technology Parkway
Peachtree Corners, GA 30092
(770)734-4200

ANALYTICAL RESULTS - RADIOCHEMISTRY

Project: BOWEN AP RAD
Pace Project No.: 92587874

Sample: DUP-1 **Lab ID: 92587874011** Collected: 02/09/22 00:00 Received: 02/11/22 09:30 Matrix: Water
PWS: Site ID: Sample Type:

Parameters	Method	Act ± Unc (MDC) Carr Trac	Units	Analyzed	CAS No.	Qual
	Pace Analytical Services - Greensburg					
Radium-226	EPA 9315	**0.248 ± 0.123 (0.151) C:90% T:NA**	pCi/L	03/18/22 09:27	13982-63-3	
	Pace Analytical Services - Greensburg					
Radium-228	EPA 9320	**0.383 ± 0.469 (1.000) C:82% T:87%**	pCi/L	03/07/22 15:20	15262-20-1	
	Pace Analytical Services - Greensburg					
Total Radium	Total Radium Calculation	**0.631 ± 0.592 (1.15)**	pCi/L	03/21/22 15:36	7440-14-4	

This report shall not be reproduced, except in full,
without the written consent of Pace Analytical Services, LLC.

Pace Analytical Services, LLC
110 Technology Parkway
Peachtree Corners, GA 30092
(770)734-4200

ANALYTICAL RESULTS - RADIOCHEMISTRY

Project: BOWEN AP RAD
Pace Project No.: 92587874

Sample: FB-1 **Lab ID: 92587874012** Collected: 02/09/22 16:15 Received: 02/11/22 09:30 Matrix: Water
PWS: Site ID: Sample Type:

Parameters	Method	Act ± Unc (MDC) Carr Trac	Units	Analyzed	CAS No.	Qual
	Pace Analytical Services - Greensburg					
Radium-226	EPA 9315	**-0.0343 ± 0.0530 (0.179) C:97% T:NA**	pCi/L	03/18/22 09:27	13982-63-3	
	Pace Analytical Services - Greensburg					
Radium-228	EPA 9320	**-0.0730 ± 0.408 (0.947) C:86% T:86%**	pCi/L	03/07/22 15:20	15262-20-1	
	Pace Analytical Services - Greensburg					
Total Radium	Total Radium Calculation	**0.000 ± 0.461 (1.13)**	pCi/L	03/21/22 15:36	7440-14-4	

This report shall not be reproduced, except in full,
without the written consent of Pace Analytical Services, LLC.

Pace Analytical Services, LLC
110 Technology Parkway
Peachtree Corners, GA 30092
(770)734-4200

ANALYTICAL RESULTS - RADIOCHEMISTRY

Project: BOWEN AP RAD
Pace Project No.: 92587874

Sample: FB-2 **Lab ID: 92587874013** Collected: 02/10/22 14:50 Received: 02/11/22 09:30 Matrix: Water
PWS: Site ID: Sample Type:

Parameters	Method	Act ± Unc (MDC) Carr Trac	Units	Analyzed	CAS No.	Qual
	Pace Analytical Services - Greensburg					
Radium-226	EPA 9315	**-0.00104 ± 0.0628 (0.175) C:95% T:NA**	pCi/L	03/18/22 09:27	13982-63-3	
	Pace Analytical Services - Greensburg					
Radium-228	EPA 9320	**-0.0530 ± 0.451 (1.07) C:84% T:83%**	pCi/L	03/07/22 18:21	15262-20-1	
	Pace Analytical Services - Greensburg					
Total Radium	Total Radium Calculation	**0.000 ± 0.514 (1.25)**	pCi/L	03/21/22 15:36	7440-14-4	

This report shall not be reproduced, except in full,
without the written consent of Pace Analytical Services, LLC.

Pace Analytical Services, LLC
110 Technology Parkway
Peachtree Corners, GA 30092
(770)734-4200

ANALYTICAL RESULTS - RADIOCHEMISTRY

Project: BOWEN AP RAD
Pace Project No.: 92587874

Sample: BGWC-7 **Lab ID: 92587874014** Collected: 02/11/22 09:37 Received: 02/15/22 08:36 Matrix: Water
PWS: Site ID: Sample Type:

Parameters	Method	Act ± Unc (MDC) Carr Trac	Units	Analyzed	CAS No.	Qual
	Pace Analytical Services - Greensburg					
Radium-226	EPA 9315	**0.758 ± 0.219 (0.163) C:104% T:NA**	pCi/L	03/23/22 09:15	13982-63-3	
	Pace Analytical Services - Greensburg					
Radium-228	EPA 9320	**0.498 ± 0.428 (0.864) C:71% T:85%**	pCi/L	03/15/22 15:40	15262-20-1	
	Pace Analytical Services - Greensburg					
Total Radium	Total Radium Calculation	**1.26 ± 0.647 (1.03)**	pCi/L	03/23/22 17:51	7440-14-4	

This report shall not be reproduced, except in full,
without the written consent of Pace Analytical Services, LLC.

Pace Analytical Services, LLC
110 Technology Parkway
Peachtree Corners, GA 30092
(770)734-4200

ANALYTICAL RESULTS - RADIOCHEMISTRY

Project: BOWEN AP RAD
Pace Project No.: 92587874

Sample: BGWC-10 **Lab ID: 92587874015** Collected: 02/11/22 11:35 Received: 02/15/22 08:36 Matrix: Water
PWS: Site ID: Sample Type:

Parameters	Method	Act ± Unc (MDC) Carr Trac	Units	Analyzed	CAS No.	Qual
	Pace Analytical Services - Greensburg					
Radium-226	EPA 9315	**0.665 ± 0.208 (0.171) C:97% T:NA**	pCi/L	03/23/22 09:15	13982-63-3	
	Pace Analytical Services - Greensburg					
Radium-228	EPA 9320	**0.344 ± 0.453 (0.968) C:73% T:83%**	pCi/L	03/15/22 15:41	15262-20-1	
	Pace Analytical Services - Greensburg					
Total Radium	Total Radium Calculation	**1.01 ± 0.661 (1.14)**	pCi/L	03/23/22 17:51	7440-14-4	

This report shall not be reproduced, except in full,
without the written consent of Pace Analytical Services, LLC.

Pace Analytical Services, LLC
110 Technology Parkway
Peachtree Corners, GA 30092
(770)734-4200

ANALYTICAL RESULTS - RADIOCHEMISTRY

Project: BOWEN AP RAD
Pace Project No.: 92587874

Sample: BGWC-12 **Lab ID: 92587874016** Collected: 02/11/22 12:53 Received: 02/15/22 08:36 Matrix: Water
PWS: Site ID: Sample Type:

Parameters	Method	Act ± Unc (MDC) Carr Trac	Units	Analyzed	CAS No.	Qual
	Pace Analytical Services - Greensburg					
Radium-226	EPA 9315	**0.00313 ± 0.0627 (0.171) C:103% T:NA**	pCi/L	03/23/22 09:15	13982-63-3	
	Pace Analytical Services - Greensburg					
Radium-228	EPA 9320	**0.285 ± 0.385 (0.823) C:72% T:91%**	pCi/L	03/15/22 15:41	15262-20-1	
	Pace Analytical Services - Greensburg					
Total Radium	Total Radium Calculation	**0.288 ± 0.448 (0.994)**	pCi/L	03/23/22 17:51	7440-14-4	

This report shall not be reproduced, except in full,
without the written consent of Pace Analytical Services, LLC.

Pace Analytical Services, LLC
110 Technology Parkway
Peachtree Corners, GA 30092
(770)734-4200

ANALYTICAL RESULTS - RADIOCHEMISTRY

Project: BOWEN AP RAD
Pace Project No.: 92587874

Sample: BGWC-16 **Lab ID: 92587874017** Collected: 02/11/22 11:02 Received: 02/15/22 08:36 Matrix: Water
PWS: Site ID: Sample Type:

Parameters	Method	Act ± Unc (MDC) Carr Trac	Units	Analyzed	CAS No.	Qual
	Pace Analytical Services - Greensburg					
Radium-226	EPA 9315	**0.262 ± 0.126 (0.156) C:104% T:NA**	pCi/L	03/23/22 09:15	13982-63-3	
	Pace Analytical Services - Greensburg					
Radium-228	EPA 9320	**0.768 ± 0.406 (0.719) C:81% T:86%**	pCi/L	03/15/22 15:41	15262-20-1	
	Pace Analytical Services - Greensburg					
Total Radium	Total Radium Calculation	**1.03 ± 0.532 (0.875)**	pCi/L	03/23/22 17:51	7440-14-4	

This report shall not be reproduced, except in full,
without the written consent of Pace Analytical Services, LLC.

Pace Analytical Services, LLC
110 Technology Parkway
Peachtree Corners, GA 30092
(770)734-4200

ANALYTICAL RESULTS - RADIOCHEMISTRY

Project: BOWEN AP RAD
Pace Project No.: 92587874

Sample: BGWC-17 **Lab ID: 92587874018** Collected: 02/11/22 12:45 Received: 02/15/22 08:36 Matrix: Water
PWS: Site ID: Sample Type:

Parameters	Method	Act ± Unc (MDC) Carr Trac	Units	Analyzed	CAS No.	Qual
	Pace Analytical Services - Greensburg					
Radium-226	EPA 9315	**0.0312 ± 0.0726 (0.173) C:97% T:NA**	pCi/L	03/23/22 09:15	13982-63-3	
	Pace Analytical Services - Greensburg					
Radium-228	EPA 9320	**0.177 ± 0.385 (0.852) C:74% T:85%**	pCi/L	03/15/22 15:41	15262-20-1	
	Pace Analytical Services - Greensburg					
Total Radium	Total Radium Calculation	**0.208 ± 0.458 (1.03)**	pCi/L	03/23/22 17:51	7440-14-4	

This report shall not be reproduced, except in full,
without the written consent of Pace Analytical Services, LLC.

Pace Analytical Services, LLC
110 Technology Parkway
Peachtree Corners, GA 30092
(770)734-4200

ANALYTICAL RESULTS - RADIOCHEMISTRY

Project: BOWEN AP RAD
Pace Project No.: 92587874

Sample: DUP-2 **Lab ID: 92587874019** Collected: 02/11/22 00:00 Received: 02/15/22 08:36 Matrix: Water
PWS: Site ID: Sample Type:

Parameters	Method	Act ± Unc (MDC) Carr Trac	Units	Analyzed	CAS No.	Qual
	Pace Analytical Services - Greensburg					
Radium-226	EPA 9315	**0.380 ± 0.153 (0.174) C:103% T:NA**	pCi/L	03/23/22 09:15	13982-63-3	
	Pace Analytical Services - Greensburg					
Radium-228	EPA 9320	**0.230 ± 0.387 (0.843) C:77% T:93%**	pCi/L	03/15/22 15:41	15262-20-1	
	Pace Analytical Services - Greensburg					
Total Radium	Total Radium Calculation	**0.610 ± 0.540 (1.02)**	pCi/L	03/23/22 17:51	7440-14-4	

This report shall not be reproduced, except in full,
without the written consent of Pace Analytical Services, LLC.

Pace Analytical Services, LLC
110 Technology Parkway
Peachtree Corners, GA 30092
(770)734-4200

ANALYTICAL RESULTS - RADIOCHEMISTRY

Project: BOWEN AP RAD
Pace Project No.: 92587874

Sample: FB-3 **Lab ID: 92587874020** Collected: 02/11/22 13:35 Received: 02/15/22 08:36 Matrix: Water
PWS: Site ID: Sample Type:

Parameters	Method	Act ± Unc (MDC) Carr Trac	Units	Analyzed	CAS No.	Qual
	Pace Analytical Services - Greensburg					
Radium-226	EPA 9315	**-0.0343 ± 0.0468 (0.175) C:91% T:NA**	pCi/L	03/23/22 09:15	13982-63-3	
	Pace Analytical Services - Greensburg					
Radium-228	EPA 9320	**-0.000374 ± 0.354 (0.825) C:73% T:89%**	pCi/L	03/15/22 15:41	15262-20-1	
	Pace Analytical Services - Greensburg					
Total Radium	Total Radium Calculation	**0.000 ± 0.401 (1.000)**	pCi/L	03/23/22 17:51	7440-14-4	

This report shall not be reproduced, except in full,
without the written consent of Pace Analytical Services, LLC.

Pace Analytical Services, LLC
110 Technology Parkway
Peachtree Corners, GA 30092
(770)734-4200

ANALYTICAL RESULTS - RADIOCHEMISTRY

Project: BOWEN AP RAD
Pace Project No.: 92587874

Sample: BGWC-23 **Lab ID: 92587874021** Collected: 02/14/22 15:20 Received: 02/15/22 08:36 Matrix: Water
PWS: Site ID: Sample Type:

Parameters	Method	Act ± Unc (MDC) Carr Trac	Units	Analyzed	CAS No.	Qual
	Pace Analytical Services - Greensburg					
Radium-226	EPA 9315	**0.387 ± 0.152 (0.148) C:100% T:NA**	pCi/L	03/23/22 09:15	13982-63-3	
	Pace Analytical Services - Greensburg					
Radium-228	EPA 9320	**0.176 ± 0.344 (0.758) C:81% T:87%**	pCi/L	03/15/22 15:41	15262-20-1	
	Pace Analytical Services - Greensburg					
Total Radium	Total Radium Calculation	**0.563 ± 0.496 (0.906)**	pCi/L	03/23/22 17:51	7440-14-4	

This report shall not be reproduced, except in full,
without the written consent of Pace Analytical Services, LLC.

Pace Analytical Services, LLC
110 Technology Parkway
Peachtree Corners, GA 30092
(770)734-4200

ANALYTICAL RESULTS - RADIOCHEMISTRY

Project: BOWEN AP RAD
Pace Project No.: 92587874

Sample: BGWC-30 **Lab ID: 92587874022** Collected: 02/14/22 11:40 Received: 02/15/22 08:36 Matrix: Water
PWS: Site ID: Sample Type:

Parameters	Method	Act ± Unc (MDC) Carr Trac	Units	Analyzed	CAS No.	Qual
	Pace Analytical Services - Greensburg					
Radium-226	EPA 9315	**0.226 ± 0.120 (0.166) C:102% T:NA**	pCi/L	03/23/22 09:15	13982-63-3	
	Pace Analytical Services - Greensburg					
Radium-228	EPA 9320	**0.518 ± 0.371 (0.717) C:81% T:84%**	pCi/L	03/15/22 15:42	15262-20-1	
	Pace Analytical Services - Greensburg					
Total Radium	Total Radium Calculation	**0.744 ± 0.491 (0.883)**	pCi/L	03/23/22 17:51	7440-14-4	

This report shall not be reproduced, except in full,
without the written consent of Pace Analytical Services, LLC.

Pace Analytical Services, LLC
110 Technology Parkway
Peachtree Corners, GA 30092
(770)734-4200

ANALYTICAL RESULTS - RADIOCHEMISTRY

Project: BOWEN AP RAD
Pace Project No.: 92587874

Sample: BGWC-36D **Lab ID: 92587874023** Collected: 02/14/22 13:40 Received: 02/15/22 08:36 Matrix: Water
PWS: Site ID: Sample Type:

Parameters	Method	Act ± Unc (MDC) Carr Trac	Units	Analyzed	CAS No.	Qual
	Pace Analytical Services - Greensburg					
Radium-226	EPA 9315	**0.342 ± 0.162 (0.230)** **C:97% T:NA**	pCi/L	03/23/22 09:19	13982-63-3	
	Pace Analytical Services - Greensburg					
Radium-228	EPA 9320	**1.09 ± 0.614 (1.12)** **C:72% T:63%**	pCi/L	03/15/22 15:00	15262-20-1	
	Pace Analytical Services - Greensburg					
Total Radium	Total Radium Calculation	**1.43 ± 0.776 (1.35)**	pCi/L	03/23/22 17:51	7440-14-4	

This report shall not be reproduced, except in full,
without the written consent of Pace Analytical Services, LLC.

Pace Analytical Services, LLC
110 Technology Parkway
Peachtree Corners, GA 30092
(770)734-4200

ANALYTICAL RESULTS - RADIOCHEMISTRY

Project: BOWEN AP RAD
Pace Project No.: 92587874

Sample: BGWC-38D **Lab ID: 92587874024** Collected: 02/14/22 15:20 Received: 02/15/22 08:36 Matrix: Water
PWS: Site ID: Sample Type:

Parameters	Method	Act ± Unc (MDC) Carr Trac	Units	Analyzed	CAS No.	Qual
	Pace Analytical Services - Greensburg					
Radium-226	EPA 9315	**2.19 ± 0.458 (0.177) C:96% T:NA**	pCi/L	03/23/22 09:20	13982-63-3	
	Pace Analytical Services - Greensburg					
Radium-228	EPA 9320	**2.41 ± 0.714 (0.806) C:68% T:79%**	pCi/L	03/15/22 15:00	15262-20-1	
	Pace Analytical Services - Greensburg					
Total Radium	Total Radium Calculation	**4.60 ± 1.17 (0.983)**	pCi/L	03/23/22 17:51	7440-14-4	

This report shall not be reproduced, except in full,
without the written consent of Pace Analytical Services, LLC.

Pace Analytical Services, LLC
110 Technology Parkway
Peachtree Corners, GA 30092
(770)734-4200

ANALYTICAL RESULTS - RADIOCHEMISTRY

Project: BOWEN AP RAD
Pace Project No.: 92587874

Sample: BGWC-51 **Lab ID: 92587874025** Collected: 02/14/22 13:55 Received: 02/15/22 08:36 Matrix: Water
PWS: Site ID: Sample Type:

Parameters	Method	Act ± Unc (MDC) Carr Trac	Units	Analyzed	CAS No.	Qual
	Pace Analytical Services - Greensburg					
Radium-226	EPA 9315	**0.0322 ± 0.0679 (0.159) C:105% T:NA**	pCi/L	03/23/22 09:20	13982-63-3	
	Pace Analytical Services - Greensburg					
Radium-228	EPA 9320	**0.455 ± 0.384 (0.761) C:74% T:77%**	pCi/L	03/15/22 15:00	15262-20-1	
	Pace Analytical Services - Greensburg					
Total Radium	Total Radium Calculation	**0.487 ± 0.452 (0.920)**	pCi/L	03/23/22 17:51	7440-14-4	

This report shall not be reproduced, except in full,
without the written consent of Pace Analytical Services, LLC.

Pace Analytical Services, LLC
110 Technology Parkway
Peachtree Corners, GA 30092
(770)734-4200

ANALYTICAL RESULTS - RADIOCHEMISTRY

Project: BOWEN AP RAD
Pace Project No.: 92587874

Sample: BGWC-52 **Lab ID: 92587874026** Collected: 02/14/22 15:50 Received: 02/15/22 08:36 Matrix: Water
PWS: Site ID: Sample Type:

Parameters	Method	Act ± Unc (MDC) Carr Trac	Units	Analyzed	CAS No.	Qual
	Pace Analytical Services - Greensburg					
Radium-226	EPA 9315	**0.134 ± 0.0976 (0.153) C:93% T:NA**	pCi/L	03/23/22 09:20	13982-63-3	
	Pace Analytical Services - Greensburg					
Radium-228	EPA 9320	**0.0901 ± 0.392 (0.893) C:72% T:77%**	pCi/L	03/15/22 15:00	15262-20-1	
	Pace Analytical Services - Greensburg					
Total Radium	Total Radium Calculation	**0.224 ± 0.490 (1.05)**	pCi/L	03/23/22 17:51	7440-14-4	

This report shall not be reproduced, except in full,
without the written consent of Pace Analytical Services, LLC.

Pace Analytical Services, LLC
110 Technology Parkway
Peachtree Corners, GA 30092
(770)734-4200

ANALYTICAL RESULTS - RADIOCHEMISTRY

Project: BOWEN AP RAD
Pace Project No.: 92587874

Sample: FB-4 **Lab ID: 92587874027** Collected: 02/14/22 16:36 Received: 02/15/22 08:36 Matrix: Water
PWS: Site ID: Sample Type:

Parameters	Method	Act ± Unc (MDC) Carr Trac	Units	Analyzed	CAS No.	Qual
	Pace Analytical Services - Greensburg					
Radium-226	EPA 9315	**0.0397 ± 0.0609 (0.130) C:88% T:NA**	pCi/L	03/23/22 09:20	13982-63-3	
	Pace Analytical Services - Greensburg					
Radium-228	EPA 9320	**0.138 ± 0.350 (0.782) C:71% T:90%**	pCi/L	03/15/22 15:00	15262-20-1	
	Pace Analytical Services - Greensburg					
Total Radium	Total Radium Calculation	**0.178 ± 0.411 (0.912)**	pCi/L	03/23/22 17:51	7440-14-4	

This report shall not be reproduced, except in full,
without the written consent of Pace Analytical Services, LLC.

Pace Analytical Services, LLC
110 Technology Parkway
Peachtree Corners, GA 30092
(770)734-4200

ANALYTICAL RESULTS - RADIOCHEMISTRY

Project: BOWEN AP RAD
Pace Project No.: 92587874

Sample: EB-1 **Lab ID: 92587874028** Collected: 02/14/22 16:42 Received: 02/15/22 08:36 Matrix: Water
PWS: Site ID: Sample Type:

Parameters	Method	Act ± Unc (MDC) Carr Trac	Units	Analyzed	CAS No.	Qual
	Pace Analytical Services - Greensburg					
Radium-226	EPA 9315	**0.0365 ± 0.0660 (0.149) C:94% T:NA**	pCi/L	03/23/22 09:20	13982-63-3	
	Pace Analytical Services - Greensburg					
Radium-228	EPA 9320	**0.185 ± 0.387 (0.856) C:68% T:81%**	pCi/L	03/15/22 15:01	15262-20-1	
	Pace Analytical Services - Greensburg					
Total Radium	Total Radium Calculation	**0.222 ± 0.453 (1.01)**	pCi/L	03/23/22 17:51	7440-14-4	

This report shall not be reproduced, except in full,
without the written consent of Pace Analytical Services, LLC.

Pace Analytical Services, LLC
110 Technology Parkway
Peachtree Corners, GA 30092
(770)734-4200

ANALYTICAL RESULTS - RADIOCHEMISTRY

Project: BOWEN AP RAD
Pace Project No.: 92587874

Sample: BGWA-33 **Lab ID: 92587874029** Collected: 02/16/22 09:15 Received: 02/18/22 09:52 Matrix: Water
PWS: Site ID: Sample Type:

Parameters	Method	Act ± Unc (MDC) Carr Trac	Units	Analyzed	CAS No.	Qual
	Pace Analytical Services - Greensburg					
Radium-226	EPA 9315	**0.540 ± 0.192 (0.184)** **C:87% T:NA**	pCi/L	03/21/22 08:27	13982-63-3	
	Pace Analytical Services - Greensburg					
Radium-228	EPA 9320	**-0.0746 ± 0.357 (0.840)** **C:76% T:83%**	pCi/L	03/14/22 13:19	15262-20-1	
	Pace Analytical Services - Greensburg					
Total Radium	Total Radium Calculation	**0.540 ± 0.549 (1.02)**	pCi/L	03/22/22 15:22	7440-14-4	

This report shall not be reproduced, except in full,
without the written consent of Pace Analytical Services, LLC.

Pace Analytical Services, LLC
110 Technology Parkway
Peachtree Corners, GA 30092
(770)734-4200

ANALYTICAL RESULTS - RADIOCHEMISTRY

Project: BOWEN AP RAD
Pace Project No.: 92587874

Sample: BGWC-18 **Lab ID: 92587874030** Collected: 02/16/22 09:30 Received: 02/18/22 09:52 Matrix: Water
PWS: Site ID: Sample Type:

Parameters	Method	Act ± Unc (MDC) Carr Trac	Units	Analyzed	CAS No.	Qual
	Pace Analytical Services - Greensburg					
Radium-226	EPA 9315	**0.193 ± 0.123 (0.192) C:88% T:NA**	pCi/L	03/21/22 08:27	13982-63-3	
	Pace Analytical Services - Greensburg					
Radium-228	EPA 9320	**0.515 ± 0.408 (0.811) C:77% T:74%**	pCi/L	03/14/22 13:19	15262-20-1	
	Pace Analytical Services - Greensburg					
Total Radium	Total Radium Calculation	**0.708 ± 0.531 (1.00)**	pCi/L	03/22/22 15:22	7440-14-4	

This report shall not be reproduced, except in full,
without the written consent of Pace Analytical Services, LLC.

Pace Analytical Services, LLC
110 Technology Parkway
Peachtree Corners, GA 30092
(770)734-4200

ANALYTICAL RESULTS - RADIOCHEMISTRY

Project: BOWEN AP RAD
Pace Project No.: 92587874

Sample: BGWC-19 **Lab ID: 92587874031** Collected: 02/16/22 11:00 Received: 02/18/22 09:52 Matrix: Water
PWS: Site ID: Sample Type:

Parameters	Method	Act ± Unc (MDC) Carr Trac	Units	Analyzed	CAS No.	Qual
	Pace Analytical Services - Greensburg					
Radium-226	EPA 9315	**0.229 ± 0.128 (0.178) C:86% T:NA**	pCi/L	03/21/22 08:27	13982-63-3	
	Pace Analytical Services - Greensburg					
Radium-228	EPA 9320	**0.120 ± 0.373 (0.837) C:76% T:74%**	pCi/L	03/14/22 13:20	15262-20-1	
	Pace Analytical Services - Greensburg					
Total Radium	Total Radium Calculation	**0.349 ± 0.501 (1.02)**	pCi/L	03/22/22 15:22	7440-14-4	

This report shall not be reproduced, except in full,
without the written consent of Pace Analytical Services, LLC.

Pace Analytical Services, LLC
110 Technology Parkway
Peachtree Corners, GA 30092
(770)734-4200

ANALYTICAL RESULTS - RADIOCHEMISTRY

Project: BOWEN AP RAD
Pace Project No.: 92587874

Sample: BGWC-20 **Lab ID: 92587874032** Collected: 02/16/22 13:25 Received: 02/18/22 09:52 Matrix: Water
PWS: Site ID: Sample Type:

Parameters	Method	Act ± Unc (MDC) Carr Trac	Units	Analyzed	CAS No.	Qual
	Pace Analytical Services - Greensburg					
Radium-226	EPA 9315	**0.185 ± 0.116 (0.176) C:93% T:NA**	pCi/L	03/21/22 08:27	13982-63-3	
	Pace Analytical Services - Greensburg					
Radium-228	EPA 9320	**0.137 ± 0.254 (0.558) C:74% T:90%**	pCi/L	03/14/22 13:20	15262-20-1	
	Pace Analytical Services - Greensburg					
Total Radium	Total Radium Calculation	**0.322 ± 0.370 (0.734)**	pCi/L	03/22/22 15:22	7440-14-4	

This report shall not be reproduced, except in full,
without the written consent of Pace Analytical Services, LLC.

Pace Analytical Services, LLC
110 Technology Parkway
Peachtree Corners, GA 30092
(770)734-4200

ANALYTICAL RESULTS - RADIOCHEMISTRY

Project: BOWEN AP RAD
Pace Project No.: 92587874

Sample: BGWC-21 **Lab ID: 92587874033** Collected: 02/16/22 14:44 Received: 02/18/22 09:52 Matrix: Water
PWS: Site ID: Sample Type:

Parameters	Method	Act ± Unc (MDC) Carr Trac	Units	Analyzed	CAS No.	Qual
	Pace Analytical Services - Greensburg					
Radium-226	EPA 9315	**0.157 ± 0.116 (0.199) C:87% T:NA**	pCi/L	03/21/22 08:27	13982-63-3	
	Pace Analytical Services - Greensburg					
Radium-228	EPA 9320	**0.333 ± 0.373 (0.776) C:73% T:68%**	pCi/L	03/14/22 13:20	15262-20-1	
	Pace Analytical Services - Greensburg					
Total Radium	Total Radium Calculation	**0.490 ± 0.489 (0.975)**	pCi/L	03/22/22 15:22	7440-14-4	

This report shall not be reproduced, except in full,
without the written consent of Pace Analytical Services, LLC.

Pace Analytical Services, LLC
110 Technology Parkway
Peachtree Corners, GA 30092
(770)734-4200

ANALYTICAL RESULTS - RADIOCHEMISTRY

Project: BOWEN AP RAD
Pace Project No.: 92587874

Sample: BGWC-25 **Lab ID: 92587874034** Collected: 02/16/22 13:57 Received: 02/18/22 09:52 Matrix: Water
PWS: Site ID: Sample Type:

Parameters	Method	Act ± Unc (MDC) Carr Trac	Units	Analyzed	CAS No.	Qual
	Pace Analytical Services - Greensburg					
Radium-226	EPA 9315	**0.0892 ± 0.0923 (0.177) C:87% T:NA**	pCi/L	03/21/22 08:27	13982-63-3	
	Pace Analytical Services - Greensburg					
Radium-228	EPA 9320	**0.0998 ± 0.365 (0.824) C:74% T:81%**	pCi/L	03/14/22 13:20	15262-20-1	
	Pace Analytical Services - Greensburg					
Total Radium	Total Radium Calculation	**0.189 ± 0.457 (1.00)**	pCi/L	03/22/22 15:22	7440-14-4	

This report shall not be reproduced, except in full,
without the written consent of Pace Analytical Services, LLC.

Pace Analytical Services, LLC
110 Technology Parkway
Peachtree Corners, GA 30092
(770)734-4200

ANALYTICAL RESULTS - RADIOCHEMISTRY

Project: BOWEN AP RAD
Pace Project No.: 92587874

Sample: BGWC-31 **Lab ID: 92587874035** Collected: 02/16/22 12:54 Received: 02/18/22 09:52 Matrix: Water
PWS: Site ID: Sample Type:

Parameters	Method	Act ± Unc (MDC) Carr Trac	Units	Analyzed	CAS No.	Qual
	Pace Analytical Services - Greensburg					
Radium-226	EPA 9315	**0.676 ± 0.211 (0.156)** **C:88% T:NA**	pCi/L	03/21/22 08:27	13982-63-3	
	Pace Analytical Services - Greensburg					
Radium-228	EPA 9320	**0.340 ± 0.306 (0.618)** **C:75% T:87%**	pCi/L	03/14/22 13:20	15262-20-1	
	Pace Analytical Services - Greensburg					
Total Radium	Total Radium Calculation	**1.02 ± 0.517 (0.774)**	pCi/L	03/22/22 15:22	7440-14-4	

This report shall not be reproduced, except in full,
without the written consent of Pace Analytical Services, LLC.

Pace Analytical Services, LLC
110 Technology Parkway
Peachtree Corners, GA 30092
(770)734-4200

ANALYTICAL RESULTS - RADIOCHEMISTRY

Project: BOWEN AP RAD
Pace Project No.: 92587874

Sample: BGWC-22 **Lab ID: 92587874036** Collected: 02/15/22 10:35 Received: 02/18/22 09:52 Matrix: Water
PWS: Site ID: Sample Type:

Parameters	Method	Act ± Unc (MDC) Carr Trac	Units	Analyzed	CAS No.	Qual
	Pace Analytical Services - Greensburg					
Radium-226	EPA 9315	**1.03 ± 0.272 (0.174) C:95% T:NA**	pCi/L	03/21/22 08:27	13982-63-3	
	Pace Analytical Services - Greensburg					
Radium-228	EPA 9320	**0.911 ± 0.370 (0.552) C:75% T:89%**	pCi/L	03/14/22 13:20	15262-20-1	
	Pace Analytical Services - Greensburg					
Total Radium	Total Radium Calculation	**1.94 ± 0.642 (0.726)**	pCi/L	03/22/22 15:22	7440-14-4	

This report shall not be reproduced, except in full,
without the written consent of Pace Analytical Services, LLC.

Pace Analytical Services, LLC
110 Technology Parkway
Peachtree Corners, GA 30092
(770)734-4200

ANALYTICAL RESULTS - RADIOCHEMISTRY

Project: BOWEN AP RAD
Pace Project No.: 92587874

Sample: BGWC-24 **Lab ID: 92587874037** Collected: 02/15/22 13:20 Received: 02/18/22 09:52 Matrix: Water
PWS: Site ID: Sample Type:

Parameters	Method	Act ± Unc (MDC) Carr Trac	Units	Analyzed	CAS No.	Qual
	Pace Analytical Services - Greensburg					
Radium-226	EPA 9315	**0.456 ± 0.187 (0.238)** **C:93% T:NA**	pCi/L	03/21/22 08:33	13982-63-3	
	Pace Analytical Services - Greensburg					
Radium-228	EPA 9320	**13.7 ± 9.42 (18.5)** **C:74% T:65%**	pCi/L	03/14/22 13:23	15262-20-1	
	Pace Analytical Services - Greensburg					
Total Radium	Total Radium Calculation	**14.2 ± 9.61 (18.7)**	pCi/L	03/22/22 15:22	7440-14-4	

This report shall not be reproduced, except in full,
without the written consent of Pace Analytical Services, LLC.

Pace Analytical Services, LLC
110 Technology Parkway
Peachtree Corners, GA 30092
(770)734-4200

ANALYTICAL RESULTS - RADIOCHEMISTRY

Project: BOWEN AP RAD
Pace Project No.: 92587874

Sample: BGWC-32 **Lab ID: 92587874038** Collected: 02/16/22 11:48 Received: 02/18/22 09:52 Matrix: Water
PWS: Site ID: Sample Type:

Parameters	Method	Act ± Unc (MDC) Carr Trac	Units	Analyzed	CAS No.	Qual
	Pace Analytical Services - Greensburg					
Radium-226	EPA 9315	**0.685 ± 0.221 (0.186)** **C:88% T:NA**	pCi/L	03/21/22 08:34	13982-63-3	
	Pace Analytical Services - Greensburg					
Radium-228	EPA 9320	**0.475 ± 0.533 (1.12)** **C:68% T:78%**	pCi/L	03/14/22 13:23	15262-20-1	
	Pace Analytical Services - Greensburg					
Total Radium	Total Radium Calculation	**1.16 ± 0.754 (1.31)**	pCi/L	03/22/22 15:22	7440-14-4	

This report shall not be reproduced, except in full,
without the written consent of Pace Analytical Services, LLC.

Pace Analytical Services, LLC
110 Technology Parkway
Peachtree Corners, GA 30092
(770)734-4200

ANALYTICAL RESULTS - RADIOCHEMISTRY

Project: BOWEN AP RAD
Pace Project No.: 92587874

Sample: BGWC-34D **Lab ID: 92587874039** Collected: 02/16/22 15:55 Received: 02/18/22 09:52 Matrix: Water
PWS: Site ID: Sample Type:

Parameters	Method	Act ± Unc (MDC) Carr Trac	Units	Analyzed	CAS No.	Qual
	Pace Analytical Services - Greensburg					
Radium-226	EPA 9315	**1.63 ± 0.374 (0.160) C:85% T:NA**	pCi/L	03/21/22 08:34	13982-63-3	
	Pace Analytical Services - Greensburg					
Radium-228	EPA 9320	**0.612 ± 0.410 (0.806) C:100% T:80%**	pCi/L	03/14/22 13:23	15262-20-1	
	Pace Analytical Services - Greensburg					
Total Radium	Total Radium Calculation	**2.24 ± 0.784 (0.966)**	pCi/L	03/22/22 15:23	7440-14-4	

This report shall not be reproduced, except in full,
without the written consent of Pace Analytical Services, LLC.

Pace Analytical Services, LLC
110 Technology Parkway
Peachtree Corners, GA 30092
(770)734-4200

ANALYTICAL RESULTS - RADIOCHEMISTRY

Project: BOWEN AP RAD
Pace Project No.: 92587874

Sample: BGWC-39 **Lab ID: 92587874040** Collected: 02/16/22 10:45 Received: 02/18/22 09:52 Matrix: Water
PWS: Site ID: Sample Type:

Parameters	Method	Act ± Unc (MDC) Carr Trac	Units	Analyzed	CAS No.	Qual
	Pace Analytical Services - Greensburg					
Radium-226	EPA 9315	**0.312 ± 0.132 (0.120) C:95% T:NA**	pCi/L	03/21/22 08:34	13982-63-3	
	Pace Analytical Services - Greensburg					
Radium-228	EPA 9320	**0.487 ± 0.326 (0.619) C:74% T:93%**	pCi/L	03/14/22 13:21	15262-20-1	
	Pace Analytical Services - Greensburg					
Total Radium	Total Radium Calculation	**0.799 ± 0.458 (0.739)**	pCi/L	03/22/22 15:23	7440-14-4	

This report shall not be reproduced, except in full,
without the written consent of Pace Analytical Services, LLC.

Pace Analytical Services, LLC
110 Technology Parkway
Peachtree Corners, GA 30092
(770)734-4200

ANALYTICAL RESULTS - RADIOCHEMISTRY

Project: BOWEN AP RAD
Pace Project No.: 92587874

Sample: BGWC-40 **Lab ID: 92587874041** Collected: 02/16/22 11:02 Received: 02/18/22 09:52 Matrix: Water
PWS: Site ID: Sample Type:

Parameters	Method	Act ± Unc (MDC) Carr Trac	Units	Analyzed	CAS No.	Qual
	Pace Analytical Services - Greensburg					
Radium-226	EPA 9315	**0.233 ± 0.124 (0.158) C:87% T:NA**	pCi/L	03/21/22 08:34	13982-63-3	
	Pace Analytical Services - Greensburg					
Radium-228	EPA 9320	**0.240 ± 0.376 (0.814) C:98% T:73%**	pCi/L	03/14/22 16:02	15262-20-1	
	Pace Analytical Services - Greensburg					
Total Radium	Total Radium Calculation	**0.473 ± 0.500 (0.972)**	pCi/L	03/22/22 15:23	7440-14-4	

This report shall not be reproduced, except in full,
without the written consent of Pace Analytical Services, LLC.

Pace Analytical Services, LLC
110 Technology Parkway
Peachtree Corners, GA 30092
(770)734-4200

ANALYTICAL RESULTS - RADIOCHEMISTRY

Project: BOWEN AP RAD
Pace Project No.: 92587874

Sample: BGWC-35D **Lab ID: 92587874042** Collected: 02/17/22 09:40 Received: 02/18/22 09:52 Matrix: Water
PWS: Site ID: Sample Type:

Parameters	Method	Act ± Unc (MDC) Carr Trac	Units	Analyzed	CAS No.	Qual
	Pace Analytical Services - Greensburg					
Radium-226	EPA 9315	**1.01 ± 0.264 (0.151)** **C:97% T:NA**	pCi/L	03/21/22 08:34	13982-63-3	
	Pace Analytical Services - Greensburg					
Radium-228	EPA 9320	**0.868 ± 0.508 (0.928)** **C:72% T:92%**	pCi/L	03/14/22 16:35	15262-20-1	
	Pace Analytical Services - Greensburg					
Total Radium	Total Radium Calculation	**1.88 ± 0.772 (1.08)**	pCi/L	03/22/22 15:23	7440-14-4	

This report shall not be reproduced, except in full,
without the written consent of Pace Analytical Services, LLC.

Pace Analytical Services, LLC
110 Technology Parkway
Peachtree Corners, GA 30092
(770)734-4200

ANALYTICAL RESULTS - RADIOCHEMISTRY

Project: BOWEN AP RAD
Pace Project No.: 92587874

Sample: BGWC-37D **Lab ID: 92587874043** Collected: 02/17/22 10:50 Received: 02/18/22 09:52 Matrix: Water
PWS: Site ID: Sample Type:

Parameters	Method	Act ± Unc (MDC) Carr Trac	Units	Analyzed	CAS No.	Qual
	Pace Analytical Services - Greensburg					
Radium-226	EPA 9315	**0.547 ± 0.200 (0.221)** **C:86% T:NA**	pCi/L	03/21/22 08:34	13982-63-3	
	Pace Analytical Services - Greensburg					
Radium-228	EPA 9320	**1.86 ± 0.657 (0.955)** **C:63% T:87%**	pCi/L	03/14/22 16:42	15262-20-1	
	Pace Analytical Services - Greensburg					
Total Radium	Total Radium Calculation	**2.41 ± 0.857 (1.18)**	pCi/L	03/22/22 15:23	7440-14-4	

This report shall not be reproduced, except in full,
without the written consent of Pace Analytical Services, LLC.

Pace Analytical Services, LLC
110 Technology Parkway
Peachtree Corners, GA 30092
(770)734-4200

ANALYTICAL RESULTS - RADIOCHEMISTRY

Project: BOWEN AP RAD
Pace Project No.: 92587874

Sample: BGWC-42D **Lab ID: 92587874044** Collected: 02/17/22 12:20 Received: 02/18/22 09:52 Matrix: Water
PWS: Site ID: Sample Type:

Parameters	Method	Act ± Unc (MDC) Carr Trac	Units	Analyzed	CAS No.	Qual
	Pace Analytical Services - Greensburg					
Radium-226	EPA 9315	**0.380 ± 0.160 (0.156)** **C:79% T:NA**	pCi/L	03/21/22 08:36	13982-63-3	
	Pace Analytical Services - Greensburg					
Radium-228	EPA 9320	**0.130 ± 0.515 (1.16)** **C:68% T:77%**	pCi/L	03/14/22 16:42	15262-20-1	
	Pace Analytical Services - Greensburg					
Total Radium	Total Radium Calculation	**0.510 ± 0.675 (1.32)**	pCi/L	03/22/22 15:23	7440-14-4	

This report shall not be reproduced, except in full,
without the written consent of Pace Analytical Services, LLC.

Pace Analytical Services, LLC
110 Technology Parkway
Peachtree Corners, GA 30092
(770)734-4200

ANALYTICAL RESULTS - RADIOCHEMISTRY

Project: BOWEN AP RAD
Pace Project No.: 92587874

Sample: BGWC-41D **Lab ID: 92587874045** Collected: 02/15/22 13:27 Received: 02/18/22 09:52 Matrix: Water
PWS: Site ID: Sample Type:

Parameters	Method	Act ± Unc (MDC) Carr Trac	Units	Analyzed	CAS No.	Qual
	Pace Analytical Services - Greensburg					
Radium-226	EPA 9315	**0.647 ± 0.222 (0.238)** **C:92% T:NA**	pCi/L	03/21/22 08:36	13982-63-3	
	Pace Analytical Services - Greensburg					
Radium-228	EPA 9320	**0.118 ± 0.462 (1.05)** **C:68% T:75%**	pCi/L	03/14/22 16:42	15262-20-1	
	Pace Analytical Services - Greensburg					
Total Radium	Total Radium Calculation	**0.765 ± 0.684 (1.29)**	pCi/L	03/22/22 15:23	7440-14-4	

This report shall not be reproduced, except in full,
without the written consent of Pace Analytical Services, LLC.

Pace Analytical Services, LLC
110 Technology Parkway
Peachtree Corners, GA 30092
(770)734-4200

ANALYTICAL RESULTS - RADIOCHEMISTRY

Project: BOWEN AP RAD
Pace Project No.: 92587874

Sample: BGWC-43D **Lab ID: 92587874046** Collected: 02/15/22 15:00 Received: 02/18/22 09:52 Matrix: Water
PWS: Site ID: Sample Type:

Parameters	Method	Act ± Unc (MDC) Carr Trac	Units	Analyzed	CAS No.	Qual
	Pace Analytical Services - Greensburg					
Radium-226	EPA 9315	**0.524 ± 0.201 (0.235)** **C:87% T:NA**	pCi/L	03/21/22 08:36	13982-63-3	
	Pace Analytical Services - Greensburg					
Radium-228	EPA 9320	**0.436 ± 0.425 (0.877)** **C:68% T:89%**	pCi/L	03/14/22 16:42	15262-20-1	
	Pace Analytical Services - Greensburg					
Total Radium	Total Radium Calculation	**0.960 ± 0.626 (1.11)**	pCi/L	03/22/22 15:23	7440-14-4	

This report shall not be reproduced, except in full,
without the written consent of Pace Analytical Services, LLC.

Pace Analytical Services, LLC
110 Technology Parkway
Peachtree Corners, GA 30092
(770)734-4200

ANALYTICAL RESULTS - RADIOCHEMISTRY

Project: BOWEN AP RAD
Pace Project No.: 92587874

Sample: BGWC-49D **Lab ID: 92587874047** Collected: 02/17/22 11:56 Received: 02/18/22 09:52 Matrix: Water
PWS: Site ID: Sample Type:

Parameters	Method	Act ± Unc (MDC) Carr Trac	Units	Analyzed	CAS No.	Qual
	Pace Analytical Services - Greensburg					
Radium-226	EPA 9315	**1.17 ± 0.305 (0.186)** **C:88% T:NA**	pCi/L	03/21/22 09:59	13982-63-3	
	Pace Analytical Services - Greensburg					
Radium-228	EPA 9320	**1.24 ± 0.561 (0.925)** **C:63% T:83%**	pCi/L	03/14/22 16:42	15262-20-1	
	Pace Analytical Services - Greensburg					
Total Radium	Total Radium Calculation	**2.41 ± 0.866 (1.11)**	pCi/L	03/22/22 15:23	7440-14-4	

This report shall not be reproduced, except in full,
without the written consent of Pace Analytical Services, LLC.

Pace Analytical Services, LLC
110 Technology Parkway
Peachtree Corners, GA 30092
(770)734-4200

ANALYTICAL RESULTS - RADIOCHEMISTRY

Project: BOWEN AP RAD
Pace Project No.: 92587874

Sample: DUP-4 **Lab ID: 92587874048** Collected: 02/17/22 00:00 Received: 02/18/22 09:52 Matrix: Water
PWS: Site ID: Sample Type:

Parameters	Method	Act ± Unc (MDC) Carr Trac	Units	Analyzed	CAS No.	Qual
	Pace Analytical Services - Greensburg					
Radium-226	EPA 9315	**1.29 ± 0.317 (0.163) C:95% T:NA**	pCi/L	03/21/22 09:59	13982-63-3	
	Pace Analytical Services - Greensburg					
Radium-228	EPA 9320	**1.01 ± 0.735 (1.44) C:63% T:83%**	pCi/L	03/14/22 19:46	15262-20-1	
	Pace Analytical Services - Greensburg					
Total Radium	Total Radium Calculation	**2.30 ± 1.05 (1.60)**	pCi/L	03/22/22 15:23	7440-14-4	

This report shall not be reproduced, except in full,
without the written consent of Pace Analytical Services, LLC.

Pace Analytical Services, LLC
110 Technology Parkway
Peachtree Corners, GA 30092
(770)734-4200

ANALYTICAL RESULTS - RADIOCHEMISTRY

Project: BOWEN AP RAD
Pace Project No.: 92587874

Sample: DUP-3 **Lab ID: 92587874049** Collected: 02/15/22 00:00 Received: 02/18/22 09:52 Matrix: Water
PWS: Site ID: Sample Type:

Parameters	Method	Act ± Unc (MDC) Carr Trac	Units	Analyzed	CAS No.	Qual
	Pace Analytical Services - Greensburg					
Radium-226	EPA 9315	**0.817 ± 0.236 (0.174)** **C:94% T:NA**	pCi/L	03/21/22 12:32	13982-63-3	
	Pace Analytical Services - Greensburg					
Radium-228	EPA 9320	**0.848 ± 0.654 (1.30)** **C:67% T:87%**	pCi/L	03/14/22 19:47	15262-20-1	
	Pace Analytical Services - Greensburg					
Total Radium	Total Radium Calculation	**1.67 ± 0.890 (1.47)**	pCi/L	03/22/22 15:20	7440-14-4	

This report shall not be reproduced, except in full,
without the written consent of Pace Analytical Services, LLC.

Pace Analytical Services, LLC
110 Technology Parkway
Peachtree Corners, GA 30092
(770)734-4200

ANALYTICAL RESULTS - RADIOCHEMISTRY

Project: BOWEN AP RAD
Pace Project No.: 92587874

Sample: FB-5 **Lab ID: 92587874050** Collected: 02/15/22 16:00 Received: 02/18/22 09:52 Matrix: Water
PWS: Site ID: Sample Type:

Parameters	Method	Act ± Unc (MDC) Carr Trac	Units	Analyzed	CAS No.	Qual
	Pace Analytical Services - Greensburg					
Radium-226	EPA 9315	**-0.0605 ± 0.0410 (0.188) C:92% T:NA**	pCi/L	03/21/22 12:32	13982-63-3	
	Pace Analytical Services - Greensburg					
Radium-228	EPA 9320	**-0.339 ± 0.611 (1.48) C:64% T:90%**	pCi/L	03/14/22 19:47	15262-20-1	
	Pace Analytical Services - Greensburg					
Total Radium	Total Radium Calculation	**0.000 ± 0.652 (1.67)**	pCi/L	03/22/22 15:20	7440-14-4	

This report shall not be reproduced, except in full,
without the written consent of Pace Analytical Services, LLC.

Pace Analytical Services, LLC
110 Technology Parkway
Peachtree Corners, GA 30092
(770)734-4200

ANALYTICAL RESULTS - RADIOCHEMISTRY

Project: BOWEN AP RAD
Pace Project No.: 92587874

Sample: EB-2 **Lab ID: 92587874051** Collected: 02/15/22 16:10 Received: 02/18/22 09:52 Matrix: Water
PWS: Site ID: Sample Type:

Parameters	Method	Act ± Unc (MDC) Carr Trac	Units	Analyzed	CAS No.	Qual
	Pace Analytical Services - Greensburg					
Radium-226	EPA 9315	**-0.0458 ± 0.0390 (0.171) C:89% T:NA**	pCi/L	03/21/22 12:32	13982-63-3	
	Pace Analytical Services - Greensburg					
Radium-228	EPA 9320	**0.0745 ± 0.296 (0.675) C:66% T:94%**	pCi/L	03/14/22 16:43	15262-20-1	
	Pace Analytical Services - Greensburg					
Total Radium	Total Radium Calculation	**0.0745 ± 0.335 (0.846)**	pCi/L	03/22/22 15:20	7440-14-4	

This report shall not be reproduced, except in full,
without the written consent of Pace Analytical Services, LLC.

Pace Analytical Services, LLC
110 Technology Parkway
Peachtree Corners, GA 30092
(770)734-4200

ANALYTICAL RESULTS - RADIOCHEMISTRY

Project: BOWEN AP RAD
Pace Project No.: 92587874

Sample: FB-6 **Lab ID: 92587874052** Collected: 02/16/22 14:55 Received: 02/18/22 09:52 Matrix: Water
PWS: Site ID: Sample Type:

Parameters	Method	Act ± Unc (MDC) Carr Trac	Units	Analyzed	CAS No.	Qual
	Pace Analytical Services - Greensburg					
Radium-226	EPA 9315	**-0.0540 ± 0.0392 (0.177) C:91% T:NA**	pCi/L	03/21/22 12:32	13982-63-3	
	Pace Analytical Services - Greensburg					
Radium-228	EPA 9320	**-0.00585 ± 0.324 (0.766) C:65% T:89%**	pCi/L	03/14/22 16:43	15262-20-1	
	Pace Analytical Services - Greensburg					
Total Radium	Total Radium Calculation	**0.000 ± 0.363 (0.943)**	pCi/L	03/22/22 15:20	7440-14-4	

This report shall not be reproduced, except in full,
without the written consent of Pace Analytical Services, LLC.

Pace Analytical Services, LLC
110 Technology Parkway
Peachtree Corners, GA 30092
(770)734-4200

ANALYTICAL RESULTS - RADIOCHEMISTRY

Project: BOWEN AP RAD
Pace Project No.: 92587874

Sample: EB-3 **Lab ID: 92587874053** Collected: 02/16/22 15:10 Received: 02/18/22 09:52 Matrix: Water
PWS: Site ID: Sample Type:

Parameters	Method	Act ± Unc (MDC) Carr Trac	Units	Analyzed	CAS No.	Qual
	Pace Analytical Services - Greensburg					
Radium-226	EPA 9315	**0.0179 ± 0.0757 (0.192) C:91% T:NA**	pCi/L	03/21/22 12:32	13982-63-3	
	Pace Analytical Services - Greensburg					
Radium-228	EPA 9320	**-0.0745 ± 0.434 (1.02) C:62% T:88%**	pCi/L	03/14/22 16:43	15262-20-1	
	Pace Analytical Services - Greensburg					
Total Radium	Total Radium Calculation	**0.0179 ± 0.510 (1.21)**	pCi/L	03/22/22 15:20	7440-14-4	

This report shall not be reproduced, except in full,
without the written consent of Pace Analytical Services, LLC.

Pace Analytical Services, LLC
110 Technology Parkway
Peachtree Corners, GA 30092
(770)734-4200

ANALYTICAL RESULTS - RADIOCHEMISTRY

Project: BOWEN AP RAD
Pace Project No.: 92587874

Sample: FB-7 **Lab ID: 92587874054** Collected: 02/17/22 13:20 Received: 02/18/22 09:52 Matrix: Water
PWS: Site ID: Sample Type:

Parameters	Method	Act ± Unc (MDC) Carr Trac	Units	Analyzed	CAS No.	Qual
	Pace Analytical Services - Greensburg					
Radium-226	EPA 9315	**0.00462 ± 0.0643 (0.177) C:88% T:NA**	pCi/L	03/21/22 12:32	13982-63-3	
	Pace Analytical Services - Greensburg					
Radium-228	EPA 9320	**-0.0194 ± 0.417 (0.984) C:63% T:74%**	pCi/L	03/14/22 16:43	15262-20-1	
	Pace Analytical Services - Greensburg					
Total Radium	Total Radium Calculation	**0.00462 ± 0.481 (1.16)**	pCi/L	03/22/22 15:20	7440-14-4	

This report shall not be reproduced, except in full,
without the written consent of Pace Analytical Services, LLC.

Pace Analytical Services, LLC
110 Technology Parkway
Peachtree Corners, GA 30092
(770)734-4200

ANALYTICAL RESULTS - RADIOCHEMISTRY

Project: BOWEN AP RAD
Pace Project No.: 92587874

Sample: EB-4 **Lab ID: 92587874055** Collected: 02/17/22 13:30 Received: 02/18/22 09:52 Matrix: Water
PWS: Site ID: Sample Type:

Parameters	Method	Act ± Unc (MDC) Carr Trac	Units	Analyzed	CAS No.	Qual
	Pace Analytical Services - Greensburg					
Radium-226	EPA 9315	**0.124 ± 0.0971 (0.160) C:87% T:NA**	pCi/L	03/21/22 12:32	13982-63-3	
	Pace Analytical Services - Greensburg					
Radium-228	EPA 9320	**-0.129 ± 0.600 (1.42) C:68% T:78%**	pCi/L	03/14/22 19:44	15262-20-1	
	Pace Analytical Services - Greensburg					
Total Radium	Total Radium Calculation	**0.124 ± 0.697 (1.58)**	pCi/L	03/22/22 15:20	7440-14-4	

This report shall not be reproduced, except in full,
without the written consent of Pace Analytical Services, LLC.

Pace Analytical Services, LLC
110 Technology Parkway
Peachtree Corners, GA 30092
(770)734-4200

QUALITY CONTROL - RADIOCHEMISTRY

Project: BOWEN AP RAD
Pace Project No.: 92587874

QC Batch: 488844
QC Batch Method: EPA 9315
Analysis Method: EPA 9315
Analysis Description: 9315 Total Radium
Laboratory: Pace Analytical Services - Greensburg
Associated Lab Samples: 92587874014, 92587874015, 92587874016, 92587874017, 92587874018, 92587874019, 92587874020, 92587874021, 92587874022, 92587874023, 92587874024, 92587874025, 92587874026, 92587874027, 92587874028

METHOD BLANK: 2364146
Matrix: Water
Associated Lab Samples: 92587874014, 92587874015, 92587874016, 92587874017, 92587874018, 92587874019, 92587874020, 92587874021, 92587874022, 92587874023, 92587874024, 92587874025, 92587874026, 92587874027, 92587874028

Parameter	Act ± Unc (MDC) Carr Trac	Units	Analyzed	Qualifiers
Radium-226	0.00477 ± 0.0607 (0.169) C:85% T:NA	pCi/L	03/23/22 09:15	

Results presented on this page are in the units indicated by the "Units" column except where an alternate unit is presented to the right of the result.

This report shall not be reproduced, except in full,
without the written consent of Pace Analytical Services, LLC.

Pace Analytical Services, LLC
110 Technology Parkway
Peachtree Corners, GA 30092
(770)734-4200

QUALITY CONTROL - RADIOCHEMISTRY

Project: BOWEN AP RAD
Pace Project No.: 92587874

QC Batch: 487660 | Analysis Method: EPA 9315
QC Batch Method: EPA 9315 | Analysis Description: 9315 Total Radium
Laboratory: Pace Analytical Services - Greensburg
Associated Lab Samples: 92587874049, 92587874050, 92587874051, 92587874052, 92587874053, 92587874054, 92587874055

METHOD BLANK: 2358737 | Matrix: Water
Associated Lab Samples: 92587874049, 92587874050, 92587874051, 92587874052, 92587874053, 92587874054, 92587874055

Parameter	Act ± Unc (MDC) Carr Trac	Units	Analyzed	Qualifiers
Radium-226	0.0164 ± 0.0604 (0.155) C:93% T:NA	pCi/L	03/21/22 12:32	

Results presented on this page are in the units indicated by the "Units" column except where an alternate unit is presented to the right of the result.

This report shall not be reproduced, except in full,
without the written consent of Pace Analytical Services, LLC.

Pace Analytical Services, LLC
110 Technology Parkway
Peachtree Corners, GA 30092
(770)734-4200

QUALITY CONTROL - RADIOCHEMISTRY

Project: BOWEN AP RAD
Pace Project No.: 92587874

QC Batch: 486614 | Analysis Method: EPA 9315
QC Batch Method: EPA 9315 | Analysis Description: 9315 Total Radium
Laboratory: Pace Analytical Services - Greensburg

Associated Lab Samples: 92587874001, 92587874002, 92587874003, 92587874004, 92587874005, 92587874006, 92587874007, 92587874008, 92587874009, 92587874010, 92587874011, 92587874012, 92587874013

METHOD BLANK: 2353261 | Matrix: Water

Associated Lab Samples: 92587874001, 92587874002, 92587874003, 92587874004, 92587874005, 92587874006, 92587874007, 92587874008, 92587874009, 92587874010, 92587874011, 92587874012, 92587874013

Parameter	Act ± Unc (MDC) Carr Trac	Units	Analyzed	Qualifiers
Radium-226	0.0547 ± 0.0680 (0.137) C:95% T:NA	pCi/L	03/18/22 09:04	

Results presented on this page are in the units indicated by the "Units" column except where an alternate unit is presented to the right of the result.

This report shall not be reproduced, except in full,
without the written consent of Pace Analytical Services, LLC.

Pace Analytical Services, LLC
110 Technology Parkway
Peachtree Corners, GA 30092
(770)734-4200

QUALITY CONTROL - RADIOCHEMISTRY

Project: BOWEN AP RAD
Pace Project No.: 92587874

QC Batch: 488360
QC Batch Method: EPA 9320
Analysis Method: EPA 9320
Analysis Description: 9320 Radium 228
Laboratory: Pace Analytical Services - Greensburg
Associated Lab Samples: 92587874014, 92587874015, 92587874016, 92587874017, 92587874018, 92587874019, 92587874020, 92587874021, 92587874022

METHOD BLANK: 2362221
Matrix: Water
Associated Lab Samples: 92587874014, 92587874015, 92587874016, 92587874017, 92587874018, 92587874019, 92587874020, 92587874021, 92587874022

Parameter	Act ± Unc (MDC) Carr Trac	Units	Analyzed	Qualifiers
Radium-228	0.179 ± 0.381 (0.881) C:76% T:93%	pCi/L	03/15/22 12:07	

Results presented on this page are in the units indicated by the "Units" column except where an alternate unit is presented to the right of the result.

This report shall not be reproduced, except in full,
without the written consent of Pace Analytical Services, LLC.

Pace Analytical Services, LLC
110 Technology Parkway
Peachtree Corners, GA 30092
(770)734-4200

QUALITY CONTROL - RADIOCHEMISTRY

Project: BOWEN AP RAD
Pace Project No.: 92587874

QC Batch: 488358 | Analysis Method: EPA 9320
QC Batch Method: EPA 9320 | Analysis Description: 9320 Radium 228
Laboratory: Pace Analytical Services - Greensburg

Associated Lab Samples: 92587874029, 92587874030, 92587874031, 92587874032, 92587874033, 92587874034, 92587874035, 92587874036, 92587874037, 92587874038, 92587874039, 92587874040, 92587874041, 92587874042

METHOD BLANK: 2362219 | Matrix: Water

Associated Lab Samples: 92587874029, 92587874030, 92587874031, 92587874032, 92587874033, 92587874034, 92587874035, 92587874036, 92587874037, 92587874038, 92587874039, 92587874040, 92587874041, 92587874042

Parameter	Act ± Unc (MDC) Carr Trac	Units	Analyzed	Qualifiers
Radium-228	0.369 ± 0.321 (0.644) C:75% T:87%	pCi/L	03/14/22 13:20	

Results presented on this page are in the units indicated by the "Units" column except where an alternate unit is presented to the right of the result.

This report shall not be reproduced, except in full,
without the written consent of Pace Analytical Services, LLC.

Pace Analytical Services, LLC
110 Technology Parkway
Peachtree Corners, GA 30092
(770)734-4200

QUALITY CONTROL - RADIOCHEMISTRY

Project: BOWEN AP RAD
Pace Project No.: 92587874

QC Batch: 488359 | Analysis Method: EPA 9320
QC Batch Method: EPA 9320 | Analysis Description: 9320 Radium 228
Laboratory: Pace Analytical Services - Greensburg

Associated Lab Samples: 92587874043, 92587874044, 92587874045, 92587874046, 92587874047, 92587874048, 92587874049, 92587874050, 92587874051, 92587874052, 92587874053, 92587874054, 92587874055

METHOD BLANK: 2362220 | Matrix: Water

Associated Lab Samples: 92587874043, 92587874044, 92587874045, 92587874046, 92587874047, 92587874048, 92587874049, 92587874050, 92587874051, 92587874052, 92587874053, 92587874054, 92587874055

Parameter	Act ± Unc (MDC) Carr Trac	Units	Analyzed	Qualifiers
Radium-228	-0.0558 ± 0.266 (0.648) C:66% T:95%	pCi/L	03/14/22 16:43	

Results presented on this page are in the units indicated by the "Units" column except where an alternate unit is presented to the right of the result.

This report shall not be reproduced, except in full,
without the written consent of Pace Analytical Services, LLC.

Pace Analytical Services, LLC
110 Technology Parkway
Peachtree Corners, GA 30092
(770)734-4200

QUALITY CONTROL - RADIOCHEMISTRY

Project: BOWEN AP RAD
Pace Project No.: 92587874

QC Batch: 486658 | Analysis Method: EPA 9320
QC Batch Method: EPA 9320 | Analysis Description: 9320 Radium 228
Laboratory: Pace Analytical Services - Greensburg

Associated Lab Samples: 92587874001, 92587874002, 92587874003, 92587874004, 92587874005, 92587874006, 92587874007, 92587874008, 92587874009, 92587874010, 92587874011, 92587874012, 92587874013

METHOD BLANK: 2353494 | Matrix: Water

Associated Lab Samples: 92587874001, 92587874002, 92587874003, 92587874004, 92587874005, 92587874006, 92587874007, 92587874008, 92587874009, 92587874010, 92587874011, 92587874012, 92587874013

Parameter	Act ± Unc (MDC) Carr Trac	Units	Analyzed	Qualifiers
Radium-228	0.240 ± 0.292 (0.616) C:84% T:82%	pCi/L	03/07/22 15:13	

Results presented on this page are in the units indicated by the "Units" column except where an alternate unit is presented to the right of the result.

This report shall not be reproduced, except in full,
without the written consent of Pace Analytical Services, LLC.

Pace Analytical Services, LLC
110 Technology Parkway
Peachtree Corners, GA 30092
(770)734-4200

QUALITY CONTROL - RADIOCHEMISTRY

Project: BOWEN AP RAD
Pace Project No.: 92587874

QC Batch: 487659
QC Batch Method: EPA 9315
Analysis Method: EPA 9315
Analysis Description: 9315 Total Radium
Laboratory: Pace Analytical Services - Greensburg

Associated Lab Samples: 92587874029, 92587874030, 92587874031, 92587874032, 92587874033, 92587874034, 92587874035, 92587874036, 92587874037, 92587874038, 92587874039, 92587874040, 92587874041, 92587874042, 92587874043, 92587874044, 92587874045, 92587874046, 92587874047, 92587874048

METHOD BLANK: 2358736
Matrix: Water

Associated Lab Samples: 92587874029, 92587874030, 92587874031, 92587874032, 92587874033, 92587874034, 92587874035, 92587874036, 92587874037, 92587874038, 92587874039, 92587874040, 92587874041, 92587874042, 92587874043, 92587874044, 92587874045, 92587874046, 92587874047, 92587874048

Parameter	Act ± Unc (MDC) Carr Trac	Units	Analyzed	Qualifiers
Radium-226	0.0407 ± 0.0698 (0.156) C:94% T:NA	pCi/L	03/21/22 08:27	

Results presented on this page are in the units indicated by the "Units" column except where an alternate unit is presented to the right of the result.

This report shall not be reproduced, except in full,
without the written consent of Pace Analytical Services, LLC.

Pace Analytical Services, LLC
110 Technology Parkway
Peachtree Corners, GA 30092
(770)734-4200

QUALITY CONTROL - RADIOCHEMISTRY

Project: BOWEN AP RAD
Pace Project No.: 92587874

QC Batch: 488988 | Analysis Method: EPA 9320
QC Batch Method: EPA 9320 | Analysis Description: 9320 Radium 228
Laboratory: Pace Analytical Services - Greensburg
Associated Lab Samples: 92587874023, 92587874024, 92587874025, 92587874026, 92587874027, 92587874028

METHOD BLANK: 2364929 | Matrix: Water
Associated Lab Samples: 92587874023, 92587874024, 92587874025, 92587874026, 92587874027, 92587874028

Parameter	Act ± Unc (MDC) Carr Trac	Units	Analyzed	Qualifiers
Radium-228	0.257 ± 0.372 (0.800) C:69% T:81%	pCi/L	03/15/22 15:00	

Results presented on this page are in the units indicated by the "Units" column except where an alternate unit is presented to the right of the result.

This report shall not be reproduced, except in full,
without the written consent of Pace Analytical Services, LLC.

Pace Analytical Services, LLC
110 Technology Parkway
Peachtree Corners, GA 30092
(770)734-4200

QUALIFIERS

Project: BOWEN AP RAD
Pace Project No.: 92587874

DEFINITIONS

DF - Dilution Factor, if reported, represents the factor applied to the reported data due to dilution of the sample aliquot.

ND - Not Detected at or above adjusted reporting limit.

TNTC - Too Numerous To Count

J - Estimated concentration above the adjusted method detection limit and below the adjusted reporting limit.

MDL - Adjusted Method Detection Limit.

PQL - Practical Quantitation Limit.

RL - Reporting Limit - The lowest concentration value that meets project requirements for quantitative data with known precision and bias for a specific analyte in a specific matrix.

S - Surrogate

1,2-Diphenylhydrazine decomposes to and cannot be separated from Azobenzene using Method 8270. The result for each analyte is a combined concentration.

Consistent with EPA guidelines, unrounded data are displayed and have been used to calculate % recovery and RPD values.

LCS(D) - Laboratory Control Sample (Duplicate)

MS(D) - Matrix Spike (Duplicate)

DUP - Sample Duplicate

RPD - Relative Percent Difference

NC - Not Calculable.

SG - Silica Gel - Clean-Up

U - Indicates the compound was analyzed for, but not detected.

Acid preservation may not be appropriate for 2 Chloroethylvinyl ether.

A separate vial preserved to a pH of 4-5 is recommended in SW846 Chapter 4 for the analysis of Acrolein and Acrylonitrile by EPA Method 8260.

N-Nitrosodiphenylamine decomposes and cannot be separated from Diphenylamine using Method 8270. The result reported for each analyte is a combined concentration.

Reported results are not rounded until the final step prior to reporting. Therefore, calculated parameters that are typically reported as "Total" may vary slightly from the sum of the reported component parameters.

Act - Activity

Unc - Uncertainty: SDWA = 1.96 sigma count uncertainty, all other matrices = Expanded Uncertainty (95% confidence interval). Gamma Spec = Expanded Uncertainty (95.4% Confidence Interval)

(MDC) - Minimum Detectable Concentration

Trac - Tracer Recovery (%)

Carr - Carrier Recovery (%)

Pace Analytical is TNI accredited. Contact your Pace PM for the current list of accredited analytes.

TNI - The NELAC Institute.

This report shall not be reproduced, except in full,
without the written consent of Pace Analytical Services, LLC.

Pace Analytical Services, LLC
110 Technology Parkway
Peachtree Corners, GA 30092
(770)734-4200

QUALITY CONTROL DATA CROSS REFERENCE TABLE

Project: BOWEN AP RAD
Pace Project No.: 92587874

Lab ID	Sample ID	QC Batch Method	QC Batch	Analytical Method	Analytical Batch
92587874001	**BGWA-2**	EPA 9315	486614		
92587874002	**BGWA-47D**	EPA 9315	486614		
92587874003	**BGWA-48D**	EPA 9315	486614		
92587874004	**BGWC-14A**	EPA 9315	486614		
92587874005	**BGWA-29**	EPA 9315	486614		
92587874006	**BGWC-8**	EPA 9315	486614		
92587874007	**BGWC-9**	EPA 9315	486614		
92587874008	**BGWA-6**	EPA 9315	486614		
92587874009	**BGWC-44D**	EPA 9315	486614		
92587874010	**BGWC-50D**	EPA 9315	486614		
92587874011	**DUP-1**	EPA 9315	486614		
92587874012	**FB-1**	EPA 9315	486614		
92587874013	**FB-2**	EPA 9315	486614		
92587874014	**BGWC-7**	EPA 9315	488844		
92587874015	**BGWC-10**	EPA 9315	488844		
92587874016	**BGWC-12**	EPA 9315	488844		
92587874017	**BGWC-16**	EPA 9315	488844		
92587874018	**BGWC-17**	EPA 9315	488844		
92587874019	**DUP-2**	EPA 9315	488844		
92587874020	**FB-3**	EPA 9315	488844		
92587874021	**BGWC-23**	EPA 9315	488844		
92587874022	**BGWC-30**	EPA 9315	488844		
92587874023	**BGWC-36D**	EPA 9315	488844		
92587874024	**BGWC-38D**	EPA 9315	488844		
92587874025	**BGWC-51**	EPA 9315	488844		
92587874026	**BGWC-52**	EPA 9315	488844		
92587874027	**FB-4**	EPA 9315	488844		
92587874028	**EB-1**	EPA 9315	488844		
92587874029	**BGWA-33**	EPA 9315	487659		
92587874030	**BGWC-18**	EPA 9315	487659		
92587874031	**BGWC-19**	EPA 9315	487659		
92587874032	**BGWC-20**	EPA 9315	487659		
92587874033	**BGWC-21**	EPA 9315	487659		
92587874034	**BGWC-25**	EPA 9315	487659		
92587874035	**BGWC-31**	EPA 9315	487659		
92587874036	**BGWC-22**	EPA 9315	487659		
92587874037	**BGWC-24**	EPA 9315	487659		
92587874038	**BGWC-32**	EPA 9315	487659		
92587874039	**BGWC-34D**	EPA 9315	487659		
92587874040	**BGWC-39**	EPA 9315	487659		
92587874041	**BGWC-40**	EPA 9315	487659		
92587874042	**BGWC-35D**	EPA 9315	487659		
92587874043	**BGWC-37D**	EPA 9315	487659		
92587874044	**BGWC-42D**	EPA 9315	487659		
92587874045	**BGWC-41D**	EPA 9315	487659		
92587874046	**BGWC-43D**	EPA 9315	487659		
92587874047	**BGWC-49D**	EPA 9315	487659		
92587874048	**DUP-4**	EPA 9315	487659		

This report shall not be reproduced, except in full,
without the written consent of Pace Analytical Services, LLC.

Pace Analytical Services, LLC
110 Technology Parkway
Peachtree Corners, GA 30092
(770)734-4200

QUALITY CONTROL DATA CROSS REFERENCE TABLE

Project: BOWEN AP RAD
Pace Project No.: 92587874

Lab ID	Sample ID	QC Batch Method	QC Batch	Analytical Method	Analytical Batch
92587874049	**DUP-3**	EPA 9315	487660		
92587874050	**FB-5**	EPA 9315	487660		
92587874051	**EB-2**	EPA 9315	487660		
92587874052	**FB-6**	EPA 9315	487660		
92587874053	**EB-3**	EPA 9315	487660		
92587874054	**FB-7**	EPA 9315	487660		
92587874055	**EB-4**	EPA 9315	487660		
92587874001	**BGWA-2**	EPA 9320	486658		
92587874002	**BGWA-47D**	EPA 9320	486658		
92587874003	**BGWA-48D**	EPA 9320	486658		
92587874004	**BGWC-14A**	EPA 9320	486658		
92587874005	**BGWA-29**	EPA 9320	486658		
92587874006	**BGWC-8**	EPA 9320	486658		
92587874007	**BGWC-9**	EPA 9320	486658		
92587874008	**BGWA-6**	EPA 9320	486658		
92587874009	**BGWC-44D**	EPA 9320	486658		
92587874010	**BGWC-50D**	EPA 9320	486658		
92587874011	**DUP-1**	EPA 9320	486658		
92587874012	**FB-1**	EPA 9320	486658		
92587874013	**FB-2**	EPA 9320	486658		
92587874014	**BGWC-7**	EPA 9320	488360		
92587874015	**BGWC-10**	EPA 9320	488360		
92587874016	**BGWC-12**	EPA 9320	488360		
92587874017	**BGWC-16**	EPA 9320	488360		
92587874018	**BGWC-17**	EPA 9320	488360		
92587874019	**DUP-2**	EPA 9320	488360		
92587874020	**FB-3**	EPA 9320	488360		
92587874021	**BGWC-23**	EPA 9320	488360		
92587874022	**BGWC-30**	EPA 9320	488360		
92587874023	**BGWC-36D**	EPA 9320	488988		
92587874024	**BGWC-38D**	EPA 9320	488988		
92587874025	**BGWC-51**	EPA 9320	488988		
92587874026	**BGWC-52**	EPA 9320	488988		
92587874027	**FB-4**	EPA 9320	488988		
92587874028	**EB-1**	EPA 9320	488988		
92587874029	**BGWA-33**	EPA 9320	488358		
92587874030	**BGWC-18**	EPA 9320	488358		
92587874031	**BGWC-19**	EPA 9320	488358		
92587874032	**BGWC-20**	EPA 9320	488358		
92587874033	**BGWC-21**	EPA 9320	488358		
92587874034	**BGWC-25**	EPA 9320	488358		
92587874035	**BGWC-31**	EPA 9320	488358		
92587874036	**BGWC-22**	EPA 9320	488358		
92587874037	**BGWC-24**	EPA 9320	488358		
92587874038	**BGWC-32**	EPA 9320	488358		
92587874039	**BGWC-34D**	EPA 9320	488358		

This report shall not be reproduced, except in full,
without the written consent of Pace Analytical Services, LLC.

Pace Analytical Services, LLC
110 Technology Parkway
Peachtree Corners, GA 30092
(770)734-4200

QUALITY CONTROL DATA CROSS REFERENCE TABLE

Project: BOWEN AP RAD
Pace Project No.: 92587874

Lab ID	Sample ID	QC Batch Method	QC Batch	Analytical Method	Analytical Batch
92587874040	**BGWC-39**	EPA 9320	488358		
92587874041	**BGWC-40**	EPA 9320	488358		
92587874042	**BGWC-35D**	EPA 9320	488358		
92587874043	**BGWC-37D**	EPA 9320	488359		
92587874044	**BGWC-42D**	EPA 9320	488359		
92587874045	**BGWC-41D**	EPA 9320	488359		
92587874046	**BGWC-43D**	EPA 9320	488359		
92587874047	**BGWC-49D**	EPA 9320	488359		
92587874048	**DUP-4**	EPA 9320	488359		
92587874049	**DUP-3**	EPA 9320	488359		
92587874050	**FB-5**	EPA 9320	488359		
92587874051	**EB-2**	EPA 9320	488359		
92587874052	**FB-6**	EPA 9320	488359		
92587874053	**EB-3**	EPA 9320	488359		
92587874054	**FB-7**	EPA 9320	488359		
92587874055	**EB-4**	EPA 9320	488359		
92587874001	**BGWA-2**	Total Radium Calculation	491834		
92587874002	**BGWA-47D**	Total Radium Calculation	491834		
92587874003	**BGWA-48D**	Total Radium Calculation	491834		
92587874004	**BGWC-14A**	Total Radium Calculation	491834		
92587874005	**BGWA-29**	Total Radium Calculation	491834		
92587874006	**BGWC-8**	Total Radium Calculation	491834		
92587874007	**BGWC-9**	Total Radium Calculation	491834		
92587874008	**BGWA-6**	Total Radium Calculation	491834		
92587874009	**BGWC-44D**	Total Radium Calculation	491834		
92587874010	**BGWC-50D**	Total Radium Calculation	491834		
92587874011	**DUP-1**	Total Radium Calculation	491834		
92587874012	**FB-1**	Total Radium Calculation	491834		
92587874013	**FB-2**	Total Radium Calculation	491834		
92587874014	**BGWC-7**	Total Radium Calculation	492470		
92587874015	**BGWC-10**	Total Radium Calculation	492470		
92587874016	**BGWC-12**	Total Radium Calculation	492470		
92587874017	**BGWC-16**	Total Radium Calculation	492470		
92587874018	**BGWC-17**	Total Radium Calculation	492470		
92587874019	**DUP-2**	Total Radium Calculation	492470		
92587874020	**FB-3**	Total Radium Calculation	492470		
92587874021	**BGWC-23**	Total Radium Calculation	492470		
92587874022	**BGWC-30**	Total Radium Calculation	492470		
92587874023	**BGWC-36D**	Total Radium Calculation	492470		
92587874024	**BGWC-38D**	Total Radium Calculation	492470		
92587874025	**BGWC-51**	Total Radium Calculation	492470		
92587874026	**BGWC-52**	Total Radium Calculation	492470		
92587874027	**FB-4**	Total Radium Calculation	492470		
92587874028	**EB-1**	Total Radium Calculation	492470		
92587874029	**BGWA-33**	Total Radium Calculation	492140		
92587874030	**BGWC-18**	Total Radium Calculation	492140		
92587874031	**BGWC-19**	Total Radium Calculation	492140		

This report shall not be reproduced, except in full,
without the written consent of Pace Analytical Services, LLC.

Pace Analytical Services, LLC
110 Technology Parkway
Peachtree Corners, GA 30092
(770)734-4200

QUALITY CONTROL DATA CROSS REFERENCE TABLE

Project: BOWEN AP RAD
Pace Project No.: 92587874

Lab ID	Sample ID	QC Batch Method	QC Batch	Analytical Method	Analytical Batch
92587874032	**BGWC-20**	Total Radium Calculation	492140		
92587874033	**BGWC-21**	Total Radium Calculation	492140		
92587874034	**BGWC-25**	Total Radium Calculation	492140		
92587874035	**BGWC-31**	Total Radium Calculation	492140		
92587874036	**BGWC-22**	Total Radium Calculation	492140		
92587874037	**BGWC-24**	Total Radium Calculation	492140		
92587874038	**BGWC-32**	Total Radium Calculation	492140		
92587874039	**BGWC-34D**	Total Radium Calculation	492140		
92587874040	**BGWC-39**	Total Radium Calculation	492140		
92587874041	**BGWC-40**	Total Radium Calculation	492140		
92587874042	**BGWC-35D**	Total Radium Calculation	492140		
92587874043	**BGWC-37D**	Total Radium Calculation	492140		
92587874044	**BGWC-42D**	Total Radium Calculation	492140		
92587874045	**BGWC-41D**	Total Radium Calculation	492140		
92587874046	**BGWC-43D**	Total Radium Calculation	492140		
92587874047	**BGWC-49D**	Total Radium Calculation	492140		
92587874048	**DUP-4**	Total Radium Calculation	492140		
92587874049	**DUP-3**	Total Radium Calculation	492139		
92587874050	**FB-5**	Total Radium Calculation	492139		
92587874051	**EB-2**	Total Radium Calculation	492139		
92587874052	**FB-6**	Total Radium Calculation	492139		
92587874053	**EB-3**	Total Radium Calculation	492139		
92587874054	**FB-7**	Total Radium Calculation	492139		
92587874055	**EB-4**	Total Radium Calculation	492139		

This report shall not be reproduced, except in full,
without the written consent of Pace Analytical Services, LLC.

Pace Analytical	Document Name: Sample Condition Upon Receipt (SCUR)	Document Revised: November 15, 2021 Page 1 of 2
	Document No.: F-CAR-CS-033-Rev.08	Issuing Authority: Pace Carolinas Quality Office

Laboratory receiving samples:
Asheville ☐ Eden ☐ Greenwood ☐ Huntersville ☐ Raleigh ☐ Mechanicsville ☐ Atlanta ☑ Kernersville ☐

WO# : 92587874
92587874

Sample Condition Upon Receipt

Client Name: Georgia Power

Project #:

Courier: ☐ Commercial ☐ Fed Ex ☐ UPS ☐ USPS ☐ Client ☑ Pace ☐ Other:

Custody Seal Present? ☐ Yes ☑ No **Seals Intact?** ☐ Yes ☑ No

Date/Initials Person Examining Contents: OD 2/11/25

Packing Material: ☐ Bubble Wrap ☑ Bubble Bags ☐ None ☑ Other

Biological Tissue Frozen? ☐ Yes ☐ No ☑ N/A

Thermometer: ☐ IR Gun ID: 220

Type of Ice: ☑ Wet ☐ Blue ☐ None

Cooler Temp: 5.3 **Correction Factor:** Add/Subtract (°C) +.2

Cooler Temp Corrected (°C): 5.5

Temp should be above freezing to 6°C
☐ Samples out of temp criteria. Samples on ice, cooling process has begun

USDA Regulated Soil (☐ N/A, water sample)
Did samples originate in a quarantine zone within the United States: CA, NY, or SC (check maps)? ☐ Yes ☑ No

Did samples originate from a foreign source (internationally, including Hawaii and Puerto Rico)? ☐ Yes ☑ No

				Comments/Discrepancy:
Chain of Custody Present?	☑ Yes	☐ No	☐ N/A	1.
Samples Arrived within Hold Time?	☑ Yes	☐ No	☐ N/A	2.
Short Hold Time Analysis (<72 hr.)?	☐ Yes	☑ No	☐ N/A	3.
Rush Turn Around Time Requested?	☐ Yes	☑ No	☐ N/A	4.
Sufficient Volume?	☑ Yes	☐ No	☐ N/A	5.
Correct Containers Used?	☑ Yes	☐ No	☐ N/A	6.
-Pace Containers Used?	☑ Yes	☐ No	☐ N/A	
Containers Intact?	☑ Yes	☐ No	☐ N/A	7.
Dissolved analysis: Samples Field Filtered?	☐ Yes	☐ No	☑ N/A	8.
Sample Labels Match COC?	☑ Yes	☐ No	☐ N/A	9.
-Includes Date/Time/ID/Analysis Matrix: W				
Headspace in VOA Vials (>5-6mm)?	☐ Yes	☐ No	☑ N/A	10.
Trip Blank Present?	☐ Yes	☐ No	☑ N/A	11.
Trip Blank Custody Seals Present?	☐ Yes	☐ No	☑ N/A	

COMMENTS/SAMPLE DISCREPANCY

Field Data Required? ☐ Yes ☐ No

Lot ID of split containers:

CLIENT NOTIFICATION/RESOLUTION

Person contacted: Date/Time:

Project Manager SCURF Review: **Date:**

Project Manager SRF Review: **Date:**

Pace Analytical	Document Name: Sample Condition Upon Receipt (SCUR)	Document Revised: November 15, 2021 Page 2 of 2
	Document No.: F-CAR-CS-033-Rev.08	Issuing Authority: Pace Carolinas Quality Office

***Check mark top half of box if pH and/or dechlorination is verified and within the acceptance range for preservation samples.**

Exceptions: VOA, Coliform, TOC, Oil and Grease, DRO/8015 (water) DOC, LLHg

****Bottom half of box is to list number of bottles**

Project **WO#: 92587874**

PM: NMG Due Date: 03/04/22

CLIENT: GA-GA Power

Item#	BP4U-125 mL Plastic Unpreserved (N/A) (Cl-)	BP3U-250 mL Plastic Unpreserved (N/A)	BP2U-500 mL Plastic Unpreserved (N/A)	BP1U-1 liter Plastic Unpreserved (N/A)	BP4S-125 mL Plastic H2SO4 (pH < 2) (Cl-)	BP3N-250 mL plastic HNO3 (pH < 2)	BP4Z-125 mL Plastic ZN Acetate & NaOH (>9)	BP4B-125 mL Plastic NaOH (pH > 12) (Cl-)	WGFU-Wide-mouthed Glass jar Unpreserved	AG1U-1 liter Amber Unpreserved (N/A) (Cl-)	AG1H-1 liter Amber HCl (pH < 2)	AG3U-250 mL Amber Unpreserved (N/A) (Cl-)	AG1S-1 liter Amber H2SO4 (pH < 2)	AG3S-250 mL Amber H2SO4 (pH < 2)	AG3A(DG3A)-250 mL Amber NH4Cl (N/A)(Cl-)	DG9H-40 mL VOA HCl (N/A)	VG9T-40 mL VOA Na2S2O3 (N/A)	VG9U-40 mL VOA Unpreserved (N/A)	DG9P-40 mL VOA H3PO4 (N/A)	VOAK (3 vials per kit)-5035 kit (N/A)	V/GK (3 vials per kit)-VPH/Gas kit (N/A)	SPST-125 mL Sterile Plastic (N/A – lab)	SPZT-250 mL Sterile Plastic (N/A – lab)	BP1U	BP3A-250 mL Plastic (NH2)2SO4 (8.3-9.7)	AG0U-100 mL Amber Unpreserved vials (N/A)	VSGU-20 mL Scintillation vials (N/A)	DG9U-40 mL Amber Unpreserved vials (N/A)
1		1	1			1																		2					
2		1	1			1																		2					
3		1	1			1																		2					
4		1	1			1																		2					
5		1	1			1																		2					
6		1	1			1																		2					
7		1	1			1																		2					
8		1	1			1																		2					
9		1	1			1																		2					
10		1	1			1																		2					
11		1	1			1																		2					
12		1	1			1																		2					

pH Adjustment Log for Preserved Samples

Sample ID	Type of Preservative	pH upon receipt	Date preservation adjusted	Time preservation adjusted	Amount of Preservative added	Lot #

Note: Whenever there is a discrepancy affecting North Carolina compliance samples, a copy of this form will be sent to the North Carolina DEHNR Certification Office (i.e. Out of hold, Incorrect preservative, out of temp, incorrect containers

Pace Analytical	Document Name: Sample Condition Upon Receipt (SCUR)	Document Revised: November 15, 2021 Page 2 of 2
	Document No.: F-CAR-CS-033-Rev.08	Issuing Authority: Pace Carolinas Quality Office

***Check mark top half of box if pH and/or dechlorination is verified and within the acceptance range for preservation samples.**

Exceptions: VOA, Coliform, TOC, Oil and Grease, DRO/8015 (water) DOC, LLHg

****Bottom half of box is to list number of bottles**

Project # **WO# : 92587874**

PM: NMG Due Date: 03/04/22

CLIENT: GA-GA Power

Item#	BP4U-125 mL Plastic Unpreserved (N/A) (Cl-)	BP3U-250 mL Plastic Unpreserved (N/A)	BP2U-500 mL Plastic Unpreserved (N/A)	BP1U-1 liter Plastic Unpreserved (N/A)	BP4S-125 mL Plastic H2SO4 (pH < 2) (Cl-)	BP3N-250 mL plastic HNO3 (pH < 2)	BP4Z-125 mL Plastic ZN Acetate & NaOH (>9)	BP4B-125 mL Plastic NaOH (pH > 12) (Cl-)	WGFU-Wide-mouthed Glass jar Unpreserved	AG1U-1 liter Amber Unpreserved (N/A) (Cl-)	AG1H-1 liter Amber HCl (pH < 2)	AG3U-250 mL Amber Unpreserved (N/A) (Cl-)	AG1S-1 liter Amber H2SO4 (pH < 2)	AG3S-250 mL Amber H2SO4 (pH < 2)	AG3A(DG3A)-250 mL Amber NH4Cl (N/A)(Cl-)	DG9H-40 mL VOA HCl (N/A)	VG9T-40 mL VOA Na2S2O3 (N/A)	VG9U-40 mL VOA Unpreserved (N/A)	DG9P-40 mL VOA H3PO4 (N/A)	VOAK (3 vials per kit)-5035 kit (N/A)	V/GK (3 vials per kit)-VPH/Gas kit (N/A)	SPST-125 mL Sterile Plastic (N/A – lab)	SP2T-250 mL Sterile Plastic (N/A – lab)	BP4N	BP3A-250 mL Plastic (NH2)2SO4 (9.3-9.7)	AG0U-100 mL Amber Unpreserved vials (N/A)	VSGU-20 mL Scintillation vials (N/A)	DG9U-40 mL Amber Unpreserved vials (N/A)
1		1	1				1																	4				
2																												
3																												
4																												
5																												
6																												
7																												
8																												
9																												
10																												
11																												
12																												

pH Adjustment Log for Preserved Samples

Sample ID	Type of Preservative	pH upon receipt	Date preservation adjusted	Time preservation adjusted	Amount of Preservative added	Lot #

Note: Whenever there is a discrepancy affecting North Carolina compliance samples, a copy of this form will be sent to the North Carolina DEHNR Certification Office (i.e. Out of hold, incorrect preservative, out of temp, incorrect containers.

Pace Analytical
www.pacelabs.com

CHAIN-OF-CUSTODY / Analytical Request Document

The Chain-of-Custody is a LEGAL DOCUMENT. All relevant fields must be completed accurately.

Submitting a sample via this chain of custody constitutes acknowledgment and acceptance of the Pace Terms and Conditions found at https://info.pacelabs.com/hubfs/pas-standard-terms.pdf

Page : 1 Of 1

Section A Required Client Information:		Section B Required Project Information:		Section C Invoice Information:	
Company:	Georgia Power	Report To:	Kevin Stephenson	Attention:	
Address:	1003 Weatherstone Parkway	Copy To:		Company Name:	
Woodstock, GA 30188				Address:	
Email:	kevin.stephenson@resolutionenv.com	Purchase Order #:		Pace Quote	
Phone:	(678)545-9415 Fax:	Project Name:	Bowen AP	Pace Project Manager	nicole.d'elco@pacelabs.com
Requested Due Date:		Project #:		Pace Profile #	10844-6

Regulatory Agency	
State / Location	GA

ITEM #	SAMPLE ID (One Character per box. (A-Z, 0-9 / , -) Sample Ids must be unique)	MATRIX CODE (see valid codes to left)	SAMPLE TYPE (G=GRAB C=COMP)	COLLECTED START DATE	COLLECTED START TIME	COLLECTED END DATE	COLLECTED END TIME	SAMPLE TEMP AT COLLECTION	# OF CONTAINERS	Preservatives: Unpreserved	H2SO4	HNO3	HCl	NaOH	Na2S2O3	Methanol	Other	Analysis Test (Y/N): TDS	App III/IV Metals	Cl, F, SO4	RAD 903/9320	Residual Chlorine (Y/N)	
1	BGWA-2	WT		2/9/22	1346				5	2		3						x	x	x	x		7.36
2	~~BGWA-23~~	WT																x	x	x	x		
3	~~BGWA-05~~	WT																x	x	x	x		
4	BGWA-47D	WT		2/9/22	1210				5	2		3						x	x	x	x		6.86
5	BGWA-48D	WT		2/9/22	1053				5	2		3						x	x	x	x		7.16
6	~~BGWB-7~~	WT																x	x	x	x		
7	~~BGWB-8~~	WT																x	x	x	x		
8	~~BGWB-9~~	WT																x	x	x	x		
9	~~BGWB-10~~	WT																x	x	x	x		
10	~~BGWC-13~~	WT																x	x	x	x		
11	BGWC-14A	WT		2/9/22	1521				5	2		3						x	x	x	x		7.01
12	~~BGWB-10~~	WT																x	x	x	x		

ADDITIONAL COMMENTS	RELINQUISHED BY / AFFILIATION	DATE	TIME	ACCEPTED BY / AFFILIATION	DATE	TIME	SAMPLE CONDITIONS
	William Laaker	2/11/22	0800	Atoya Garner	2/11/22	0800	
	Atoya Garner	2/11/22	9:30	Ryan Williams / Pace	2/11/22	0930	
	Ryan Williams / Pace	2/11/22	1417	[illegible]	2/11/22	1417	

SAMPLER NAME AND SIGNATURE		TEMP in C	Received on Ice (Y/N)	Custody Sealed Cooler (Y/N)	Samples Intact (Y/N)
PRINT Name of SAMPLER:	William Laaker Meredith Duncan				
SIGNATURE of SAMPLER:	[signature] DATE Signed: 2/9/22				

Pace Analytical
www.pacelabs.com

CHAIN-OF-CUSTODY / Analytical Request Document

The Chain-of-Custody is a LEGAL DOCUMENT. All relevant fields must be completed accurately.

Submitting a sample via this chain of custody constitutes acknowledgment and acceptance of the Pace Terms and Conditions found at https://info.pacelabs.com/hubfs/pas-standard-terms.pdf

Page: 1 Of 1

Section A — Required Client Information:

Company:	Georgia Power
Address:	1003 Weatherstone Parkway
	Woodstock, GA 30188
Email:	kevin.stephenson@resoluteenv.com
Phone:	(678)546-9415 Fax:
Requested Due Date:	

Section B — Required Project Information:

Report To:	Kevin Stephenson
Copy To:	
Purchase Order #:	
Project Name:	Bowen AP
Project #:	

Section C — Invoice Information:

Attention:	
Company Name:	
Address:	
Pace Quote:	
Pace Project Manager:	nicole.d'oleo@pacelabs.com
Pace Profile #:	10844-6

Regulatory Agency	
State / Location	GA

Requested Analysis Filtered (Y/N)

ITEM #	SAMPLE ID (One Character per box. (A-Z, 0-9 / , -) Sample Ids must be unique)	MATRIX CODE (see valid codes to left)	SAMPLE TYPE (G=GRAB C=COMP)	COLLECTED START DATE	COLLECTED START TIME	COLLECTED END DATE	COLLECTED END TIME	SAMPLE TEMP AT COLLECTION	# OF CONTAINERS	Preservatives: Unpreserved	H2SO4	HNO3	HCl	NaOH	Na2S2O3	Methanol	Other	Analysis Test: TDS	App III/IV Metals	CL F, SO4	RAD 9315/9320	Residual Chlorine (Y/N)
1	~~BGWA-2~~	WT																X	X	X	X	
2	BGWA-29	WT		2/10/22	1510				5	2		3						X	X	X	X	8.09
3	~~BGWA-65~~	WT																X	X	X	X	
4	~~BGWA-475~~	WT																X	X	X	X	
5	~~BGWA-480~~	WT																X	X	X	X	
6	~~BGWG-P~~	WT																X	X	X	X	
7	BGWC-8	WT		2/10/22	1225				5	2		3						X	X	X	X	7.59
8	BGWC-9	WT		2/10/22	1350				5	2		3						X	X	X	X	7.28
9	~~BGWB-10~~	WT																X	X	X	X	
10	~~BGWC-12~~	WT																X	X	X	X	
11	~~BGWC-14A~~	WT																X	X	X	X	
12	~~BGWC-18~~	WT																X	X	X	X	

ADDITIONAL COMMENTS	RELINQUISHED BY / AFFILIATION	DATE	TIME	ACCEPTED BY / AFFILIATION	DATE	TIME	SAMPLE CONDITIONS
	William Laaker	2/11/22	0800	Atoya Garner	2/11/22	0800	
	Atoya Garner	2/11/22	9:30	Ryan Williams / Pace	2/11/22	0930	
	Ryan Williams / Pace	2/11/22	1417	[illegible]	2/11/22	1417	

SAMPLER NAME AND SIGNATURE

PRINT Name of SAMPLER: Meredith Duncon, William Laaker

SIGNATURE of SAMPLER: Meredith Duncon

DATE Signed: 2/10/22

TEMP in C	Received on Ice (Y/N)	Custody Sealed Cooler (Y/N)	Samples Intact (Y/N)

Pace Analytical

CHAIN-OF-CUSTODY / Analytical Request Document

The Chain-of-Custody is a LEGAL DOCUMENT. All relevant fields must be completed accurately.

Submitting a sample via this chain of custody constitutes acknowledgment and acceptance of the Pace Terms and Conditions found at https://info.pacelabs.com/hubfs/pas-standard-terms.pdf

Page : 2 Of 2

Section A — Required Client Information:

Company:	Georgia Power
Address:	1003 Weatherstone Parkway
	Woodstock, GA 30188
Email:	kevin.stephenson@resolutesrv.com
Phone:	(678)548-9415 Fax:
Requested Due Date:	

Section B — Required Project Information:

Report To:	Kevin Stephenson
Copy To:	
Purchase Order #:	
Project Name:	Bowen AP
Project #:	

Section C — Invoice Information:

Attention:	
Company Name:	
Address:	
Pace Quote:	
Pace Project Manager:	nicole.d'elno@pacelabs.com
Pace Profile #:	10844-6

Regulatory Agency	
State / Location	GA

Requested Analysis Filtered (Y/N)

ITEM #	SAMPLE ID (One Character per box. (A-Z, 0-9 / , -) Sample Ids must be unique)	MATRIX CODE (see valid codes to left)	SAMPLE TYPE (G=GRAB C=COMP)	COLLECTED START DATE	COLLECTED START TIME	COLLECTED END DATE	COLLECTED END TIME	SAMPLE TEMP AT COLLECTION	# OF CONTAINERS	Unpreserved	H2SO4	HNO3	HCl	NaOH	Na2S2O3	Methanol	Other	Analyses Test (Y/N): TDS	App III/IV Metals	Cl, F, SO4	RAD 9015/9320	Residual Chlorine (Y/N)
13	~~BGWD-13~~	WT																X	X	X	X	
14	~~BGWD-14~~	WT																X	X	X	X	
15	~~BGWD-15~~	WT																X	X	X	X	
16	~~BGWD-20~~	WT																X	X	X	X	
17	~~BGWD-21~~	WT																X	X	X	X	
18	~~BGWD-22~~	WT																X	X	X	X	
19	~~BGWD-23~~	WT																X	X	X	X	
20	~~BGWD-24~~	WT																X	X	X	X	
21	~~BGWD-25~~	WT																X	X	X	X	
22	~~BGWD-10~~	WT																X	X	X	X	
23	BGWA-6	WT		2/9/22	1200				5	2		3						X	X	X	X	7.16
24	~~BGWD-01~~	WT																X	X	X	X	

Preservatives

ADDITIONAL COMMENTS	RELINQUISHED BY / AFFILIATION	DATE	TIME	ACCEPTED BY / AFFILIATION	DATE	TIME
	William Laaker	2/11/22	0800	Atoya Garner	2/11/22	0800
	Atoya Garner	2/11/22	9:30	Ryan Williams / Pace	2/11/22	0930
	Ryan Williams / Pace	2/11/22	1417	[illegible]	2/11/22	1417

SAMPLE CONDITIONS: TEMP in C | Received on Ice (Y/N) | Custody Sealed Cooler (Y/N) | Samples Intact (Y/N)

SAMPLER NAME AND SIGNATURE

PRINT Name of SAMPLER: William Laaker, Meredith Duncan

SIGNATURE of SAMPLER: [signature] DATE Signed: 2/9/22

Pace Analytical

CHAIN-OF-CUSTODY / Analytical Request Document

The Chain-of-Custody is a LEGAL DOCUMENT. All relevant fields must be completed accurately.

Submitting a sample via this chain of custody constitutes acknowledgment and acceptance of the Pace Terms and Conditions found at https://info.pacelabs.com/hubfs/pas-standard-terms.pdf.

Page : 3 Of 3

Section A
Required Client Information:
Company: Georgia Power
Address: 1003 Weatherstone Parkway
Woodstock, GA 30188
Email: kevin.stephenson@resolutieenv.com
Phone: (678)548-9415 Fax:
Requested Due Date:

Section B
Required Project Information:
Report To: Kevin Stephenson
Copy To:
Purchase Order #:
Project Name: Bowen AP
Project #:

Section C
Invoice Information:
Attention:
Company Name:
Address:
Pace Quote:
Pace Project Manager: nicole.d'oro@pacelabs.com
Pace Profile #: 10644-6

Regulatory Agency:
State / Location: GA

Requested Analysis Filtered (Y/N)

ITEM #	SAMPLE ID (One Character per box. (A-Z, 0-9 / , -) Sample Ids must be unique)	MATRIX CODE (see valid codes to left)	SAMPLE TYPE (G=GRAB C=COMP)	COLLECTED START DATE	COLLECTED START TIME	COLLECTED END DATE	COLLECTED END TIME	SAMPLE TEMP AT COLLECTION	# OF CONTAINERS	Unpreserved	H2SO4	HNO3	HCl	NaOH	Na2S2O3	Methanol	Other	Analyses Test Y/N	TDS	App III/IV Metals	Cl, F, SO4	RAD 9315/9320	Residual Chlorine (Y/N)
25	~~BGWC-0C~~	WT																	X	X	X	X	
26	~~BGWC-04D~~	WT																	X	X	X	X	
27	~~BGWC-05D~~	WT																	X	X	X	X	
28	~~BGWC-06D~~	WT																	X	X	X	X	
29	~~BGWC-07D~~	WT																	X	X	X	X	
30	~~BGWC-08D~~	WT																	X	X	X	X	
31	~~BGWC-09~~	WT																	X	X	X	X	
32	~~BGWC-10~~	WT																	X	X	X	X	
33	~~BGWC-41D~~	WT																	X	X	X	X	
34	~~BGWC-42D~~	WT																	X	X	X	X	
35	~~BGWC-43D~~	WT																	X	X	X	X	
36	BGWC-44D	WT		2/9/22	1410				5	2		3							X	X	X	X	7.61

ADDITIONAL COMMENTS	RELINQUISHED BY / AFFILIATION	DATE	TIME	ACCEPTED BY / AFFILIATION	DATE	TIME	SAMPLE CONDITIONS
	William Laaker	2/11/22	0800	Atoya Garner	2/11/22	0800	
	Atoya Garner	2/11/22	9:30	Ryan Williams / Pace	2/11/22	0930	
	Ryan Williams / Pace	2/11/22	1417	[illegible]	2/11/22	1417	

SAMPLER NAME AND SIGNATURE
PRINT Name of SAMPLER: William Laaker, Meredith Duncan
SIGNATURE of SAMPLER: [signature] DATE Signed: 2/9/22

TEMP in C | Received on Ice (Y/N) | Custody Sealed Cooler (Y/N) | Samples Intact (Y/N)

Pace Analytical
www.pacelabs.com

CHAIN-OF-CUSTODY / Analytical Request Document

The Chain-of-Custody is a LEGAL DOCUMENT. All relevant fields must be completed accurately.

Submitting a sample via this chain of custody constitutes acknowledgment and acceptance of the Pace Terms and Conditions found at https://info.pacelabs.com/hubfs/pas-standard-terms.pdf.

Page: 4 Of 4

Section A — Required Client Information:

Company:	Georgia Power
Address:	1003 Weatherstone Parkway
	Woodstock, GA 30188
Email:	kevin.stephenson@resolutesw.com
Phone:	(678)548-9415 Fax:
Requested Due Date:	

Section B — Required Project Information:

Report To:	Kevin Stephenson
Copy To	
Purchase Order #	
Project Name:	Bowen AP
Project #:	

Section C — Invoice Information:

Attention:	
Company Name:	
Address:	
Pace Quote:	
Pace Project Manager:	nicole.d'olea@pacelabs.com
Pace Profile #:	10844-6

Regulatory Agency:

State / Location: GA

Requested Analysis Filtered (Y/N)

ITEM #	SAMPLE ID (One Character per box. (A-Z, 0-9 / , -) Sample Ids must be unique)	MATRIX CODE (see valid codes to left)	SAMPLE TYPE (G=GRAB C=COMP)	COLLECTED START DATE	COLLECTED START TIME	COLLECTED END DATE	COLLECTED END TIME	SAMPLE TEMP AT COLLECTION	# OF CONTAINERS	Unpreserved	H2SO4	HNO3	HCl	NaOH	Na2S2O3	Methanol	Other	Analyses Test Y/N	TDS	App III/IV Metals	Cl, F, SO4	RAD 9315/9320	Residual Chlorine (Y/N)
37	~~BGWC-50~~	WT																					
38	BGWC-500	WT		2/9/22	1645				5	2		3							X	X	X	X	
39	~~BGWC-51~~	WT																	X	X	X	X	7.60
40	~~BGWC-52~~	WT																	X	X	X	X	
41	DUP-1	WT		2/9/22	—				5	2		3							X	X	X	X	
42	~~DUP-2~~	WT																	X	X	X	X	
43	~~DUP-3~~	WT																	X	X	X	X	
44	~~DUP-4~~	WT																	X	X	X	X	
45	FB-1	WT		2/9/22	1615				5	2		3							X	X	X	X	
46	~~FB-2~~	WT																	X	X	X	X	
47	~~FB-3~~	WT																	X	X	X	X	
48	~~FB-4~~	WT																	X	X	X	X	

Matrix Codes: Drinking Water DW; Water WT; Waste Water WW; Product P; Soil/Solid SL; Oil OL; Wipe WP; Air AR; Other OT; Tissue TS

ADDITIONAL COMMENTS	RELINQUISHED BY / AFFILIATION	DATE	TIME	ACCEPTED BY / AFFILIATION	DATE	TIME	SAMPLE CONDITIONS
	William Laaker	2/11/22	0800	Atoya Garner	2/11/22	0800	
	Atoya Garner	2/11/22	9:30	Ryan Williams / Pace	2/11/22	0930	
	Ryan Williams / Pace	2/11/22	1417	[illegible]	2/11/22	1417	

SAMPLER NAME AND SIGNATURE

PRINT Name of SAMPLER: William Laaker, Meredith Duncan

SIGNATURE of SAMPLER: [signature] DATE Signed: 2/9/22

TEMP in C | Received on Ice (Y/N) | Custody Sealed Cooler (Y/N) | Samples Intact (Y/N)

Pace Analytical

CHAIN-OF-CUSTODY / Analytical Request Document

The Chain-of-Custody is a LEGAL DOCUMENT. All relevant fields must be completed accurately.

Submitting a sample via this chain of custody constitutes acknowledgment and acceptance of the Pace Terms and Conditions found at https://info.pacelabs.com/hubfs/pas-standard-terms.pdf

Page : 4 Of 4

Section A — Required Client Information:

Company:	Georgia Power
Address:	1003 Weatherstone Parkway
	Woodstock, GA 30188
Email:	kevin.stephenson@resoluteenv.com
Phone:	(678)548-9415 Fax:
Requested Due Date:	

Section B — Required Project Information:

Report To:	Kevin Stephenson
Copy To:	
Purchase Order #:	
Project Name:	Bowen AP
Project #:	

Section C — Invoice Information:

Attention:	
Company Name:	
Address:	
Pace Quote:	
Pace Project Manager:	nicole.d'elco@pacelabs.com
Pace Profile #:	10844-6

Regulatory Agency	
State / Location	GA

Matrix Codes: Drinking Water DW; Water WT; Waste Water WW; Product P; Soil/Solid SL; Oil OL; Wipe WP; Air AR; Other OT; Tissue TS

ITEM #	SAMPLE ID (One Character per box. (A-Z, 0-9 / , -) Sample Ids must be unique)	MATRIX CODE (see valid codes to left)	SAMPLE TYPE (G=GRAB C=COMP)	COLLECTED START DATE	COLLECTED START TIME	COLLECTED END DATE	COLLECTED END TIME	SAMPLE TEMP AT COLLECTION	# OF CONTAINERS	Preservatives: Unpreserved	H2SO4	HNO3	HCl	NaOH	Na2S2O3	Methanol	Other	Analyses Test Y/N: TDS	App III/IV Metals	Cl, F, SO4	RAD 9315/9320	Residual Chlorine (Y/N)
37	~~BGWC-49D~~	WT																				
38	~~BGWC-50D~~	WT																X	X	X	X	
39	~~BGWD-51~~	WT																X	X	X	X	
40	~~BGWD-52~~	WT																X	X	X	X	
41	~~DUP-4~~	WT																X	X	X	X	
42	~~DUP-3~~	WT																X	X	X	X	
43	~~DUP-3~~	WT																X	X	X	X	
44	~~DUP-4~~	WT																X	X	X	X	
45	~~FB-1~~	WT																X	X	X	X	
46	FB-2	WT		2/10/22	1450				5	2		3						X	X	X	X	
47	~~FB-3~~	WT																X	X	X	X	
48	~~FB-4~~	WT																X	X	X	X	

Requested Analysis Filtered (Y/N)

ADDITIONAL COMMENTS	RELINQUISHED BY / AFFILIATION	DATE	TIME	ACCEPTED BY / AFFILIATION	DATE	TIME
	William Looker	2/11/22	0800	Atoya Garner	2/11/22	0800
	Atoya Garner	2/11/22	9:30	Ryan Williams / Pace	2/11/22	0930
	Ryan Williams / Pace	2/11/22	1417	[illegible]	2/11/22	1417

SAMPLE CONDITIONS: TEMP in C | Received on Ice (Y/N) | Custody Sealed Cooler (Y/N) | Samples Intact (Y/N)

SAMPLER NAME AND SIGNATURE

PRINT Name of SAMPLER: Meredith Duncan, William Looker

SIGNATURE of SAMPLER: [signature] DATE Signed: 2/10/22

Pace Analytical	Document Name: Sample Condition Upon Receipt (SCUR)	Document Revised: November 15, 2021 Page 1 of 2
	Document No.: F-CAR-CS-033-Rev.08	Issuing Authority: Pace Carolinas Quality Office

Laboratory receiving samples:
Asheville ☐ Eden ☐ Greenwood ☐ Huntersville ☐ Raleigh ☐ Mechanicsville ☐ Atlanta ☑ Kernersville ☐

Sample Condition Upon Receipt

Client Name: GA Power

Project #: WO#: 92587874
PM: NMG Due Date: 03/04/22
CLIENT: GA-GA Power

Courier: ☐ Commercial ☐ Fed Ex ☑ Pace ☐ UPS ☐ USPS ☐ Other: ☑ Client

Custody Seal Present? ☐ Yes ☑ No Seals Intact? ☐ Yes ☐ No

Date/Initials Person Examining Contents: 2/15/22 CH

Packing Material: ☐ Bubble Wrap ☐ Bubble Bags ☐ ~~Foam~~ ☐ Other

Biological Tissue Frozen? ☐ Yes ☐ No ☑ ~~N/A~~

Thermometer: ☑ IR Gun ID: 214 ☑ Wet ☐ Blue ☐ None

Type of Ice:

Cooler Temp: 1.5 Correction Factor: Add/Subtract (°C) +0.1

Temp should be above freezing to 6°C
☐ Samples out of temp criteria. Samples on ice, cooling process has begun

Cooler Temp Corrected (°C): 1.6

USDA Regulated Soil (☐ N/A, water sample)

Did samples originate in a quarantine zone within the United States: CA, NY, or SC (check maps)? ☐ Yes ☐ No

Did samples originate from a foreign source (internationally, including Hawaii and Puerto Rico)? ☐ Yes ☐ No

				Comments/Discrepancy:
Chain of Custody Present?	☑ Yes	☐ No	☐ N/A	1.
Samples Arrived within Hold Time?	☑ Yes	☐ No	☐ N/A	2.
Short Hold Time Analysis (<72 hr.)?	☐ Yes	☑ No	☐ N/A	3.
Rush Turn Around Time Requested?	☐ Yes	☑ No	☐ N/A	4.
Sufficient Volume?	☑ Yes	☐ No	☐ N/A	5.
Correct Containers Used?	☑ Yes	☐ No	☐ N/A	6
-Pace Containers Used?	☐ Yes	☐ No	☐ N/A	
Containers Intact?	☑ Yes	☐ No	☐ N/A	7
Dissolved analysis: Samples Field Filtered?	☐ Yes	☐ No	☑ ~~N/A~~	8
Sample Labels Match COC?	☑ Yes	☐ No	☐ N/A	9
-Includes Date/Time/ID/Analysis Matrix: W				
Headspace in VOA Vials (>5-6mm)?	☐ Yes	☐ No	☑ ~~N/A~~	10.
Trip Blank Present?	☐ Yes	☐ No	☑ N/A	11.
Trip Blank Custody Seals Present?	☐ Yes	☐ No	☑ ~~N/A~~	

COMMENTS/SAMPLE DISCREPANCY

Field Data Required? ☐ Yes ☐ No

Lot ID of split containers:

CLIENT NOTIFICATION/RESOLUTION

Person contacted _____ Date/Time: _____

Project Manager SCURF Review: _____ **Date:** _____

Project Manager SRF Review: _____ **Date:** _____

Pace Analytical	Document Name: Sample Condition Upon Receipt (SCUR)	Document Revised: November 15, 2021 Page 2 of 2
	Document No.: F-CAR-CS-033-Rev.08	Issuing Authority: Pace Carolinas Quality Office

***Check mark top half of box if pH and/or dechlorination is verified and within the acceptance range for preservation samples.**

Exceptions: VOA, Coliform, TOC, Oil and Grease, DRO/8015 (water) DOC, LLHg

****Bottom half of box is to list number of bottles**

Project # **WO#: 92587874**

PM: NMG Due Date: 03/04/22

CLIENT: GA-GA Power

Item#	BP4U-125 mL Plastic Unpreserved (N/A) (Cl-)	BP3U-250 mL Plastic Unpreserved (N/A)	BP2U-500 mL Plastic Unpreserved (N/A)	BP1U-1 liter Plastic Unpreserved (N/A)	BP4S-125 mL Plastic H2SO4 (pH < 2) (Cl-)	BP3N-250 mL plastic HNO3 (pH < 2)	BP4Z-125 mL Plastic ZN Acetate & NaOH (>9)	BP4B-125 mL Plastic NaOH (pH > 12) (Cl-)	WGFU-Wide-mouthed Glass jar Unpreserved	AG1U-1 liter Amber Unpreserved (N/A) (Cl-)	AG1H-1 liter Amber HCl (pH < 2)	AG3U-250 mL Amber Unpreserved (N/A) (Cl-)	AG1S-1 liter Amber H2SO4 (pH < 2)	AG3S-250 mL Amber H2SO4 (pH < 2)	AG3A(DG3A)-250 mL Amber NH4Cl (N/A)(Cl-)	DG9H-40 mL VOA HCl (N/A)	VG9T-40 mL VOA Na2S2O3 (N/A)	VG9U-40 mL VOA Unpreserved (N/A)	DG9P-40 mL VOA H3PO4 (N/A)	VOAK (3 vials per kit)-VPH/Gas kit (N/A)	V/GK (3 vials per kit)-VPH/Gas kit (N/A)	SPST-125 mL Sterile Plastic (N/A – lab)	SP2T-250 mL Sterile Plastic (N/A – Lab)	NIPG	BP3A-250 mL Plastic (NH2)2SO4 (9 3 9.7)	AG0U-100 mL Amber Unpreserved vials (N/A)	VSGU-20 mL Scintillation vials (N/A)	DG8U-40 mL Amber Unpreserved vials (N/A)
1		1	1			1 ✓																		2				
2		1	1			1 ✓																		2				
3		1	1			1 ✓																		2				
4		1	1			1 ✓																		2				
5		1	1			1 ✓																		2				
6		1	1			1 ✓																		2				
7		1	1			1 ✓																						
8																												
9																												
10																												
11																												
12																												

pH Adjustment Log for Preserved Samples

Sample ID	Type of Preservative	pH upon receipt	Date preservation adjusted	Time preservation adjusted	Amount of Preservative added	Lot #

Note: Whenever there is a discrepancy affecting North Carolina compliance samples, a copy of this form will be sent to the North Carolina DEHNR Certification Office (i.e. Out of hold, incorrect preservative, out of temp, incorrect containers.

Pace Analytical®	Document Name: Sample Condition Upon Receipt (SCUR)	Document Revised: November 15, 2021 Page 2 of 2
	Document No.: F-CAR-CS-033-Rev.08	Issuing Authority: Pace Carolinas Quality Office

***Check mark top half of box if pH and/or dechlorination is verified and within the acceptance range for preservation samples.**

Exceptions: VOA, Coliform, TOC, Oil and Grease, DRO/8015 (water) DOC, LLHg

****Bottom half of box is to list number of bottles**

Project #

WO#: 92587874

PM: NMG Due Date: 03/04/22

CLIENT: GA-GA Power

Item#	BP4U-125 mL Plastic Unpreserved (N/A) (Cl-)	BP3U-250 mL Plastic Unpreserved (N/A)	BP2U-500 mL Plastic Unpreserved (N/A)	BP1U-1 liter Plastic Unpreserved (N/A)	BP4S-125 mL Plastic H2SO4 (pH < 2) (Cl-)	BP3N-250 mL plastic HNO3 (pH < 2)	BP4Z-125 mL Plastic ZN Acetate & NaOH (>9)	BP4B-125 mL Plastic NaOH (pH > 12) (Cl-)	WGFU-Wide-mouthed Glass jar Unpreserved	AG1U-1 liter Amber Unpreserved (N/A) (Cl-)	AG1H-1 liter Amber HCl (pH < 2)	AG3U-250 mL Amber Unpreserved (N/A) (Cl-)	AG1S-1 liter Amber H2SO4 (pH < 2)	AG3S-250 mL Amber H2SO4 (pH < 2)	AG3A(DG3A)-250 mL Amber NH4Cl (N/A)(Cl-)	DG9H-40 mL VOA HCl (N/A)	VG9T-40 mL VOA Na2S2O3 (N/A)	VG9U-40 mL VOA Unpreserved (N/A)	DG9P-40 mL VOA H3PO4 (N/A)	VOAK (3 vials per kit)-5035 kit (N/A)	V/GK (3 vials per kit)-VPH/Gas kit (N/A)	SPST-125 mL Sterile Plastic (N/A – lab)	SPZT-250 mL Sterile Plastic (N/A – lab)	BP3A-250 mL Plastic (NH2)2SO4 (9.3-9.7)	AG0U-100 mL Amber Unpreserved vials (N/A)	VSGU-20 mL Scintillation vials (N/A)	DG9U-40 mL Amber Unpreserved vials (N/A)
1		1	1			1																	2					
2		1	1			1																	2					
3		1	1			1																	2					
4		1	1			1																	2					
5		1	1			1																	2					
6		1	1			1																	2					
7		1	1			1																	2					
8		1	1			1																	2					
9																												
10																												
11																												
12																												

NDB

pH Adjustment Log for Preserved Samples

Sample ID	Type of Preservative	pH upon receipt	Date preservation adjusted	Time preservation adjusted	Amount of Preservative added	Lot #

Note: Whenever there is a discrepancy affecting North Carolina compl ance samples, a copy of this form will be sent to the North Carol na DEHNR Certification Office (.e. Out of hold, incorrect preservative, out of temp, incorrect containers.

Pace Analytical
www.pacelabs.com

CHAIN-OF-CUSTODY / Analytical Request Document

The Chain-of-Custody is a LEGAL DOCUMENT. All relevant fields must be completed accurately.

Submitting a sample via this chain of custody constitutes acknowledgment and acceptance of the Pace Terms and Conditions found at https://info.pacelabs.com/hubfs/pas-standard-terms.pdf.

Page : 1 Of 1

Section A
Required Client Information:
Company: Georgia Power
Address: 1003 Weatherstone Parkway
Woodstock, GA 30188
Email: kevin.stephenson@resolutiemx.com
Phone: (678) 546-9415 Fax:
Requested Due Date:

Section B
Required Project Information:
Report To: Kevin Stephenson
Copy To:
Purchase Order #:
Project Name: Bowen AP
Project #:

Section C
Invoice Information:
Attention:
Company Name:
Address:
Pace Quote:
Pace Project Manager: nicole.d'elia@pacelabs.com
Pace Profile #: 10644-6

Regulatory Agency
State / Location: GA

Requested Analysis Filtered (Y/N)

ITEM #	SAMPLE ID (One Character per box. (A-Z, 0-9 / , -) Sample Ids must be unique)	MATRIX CODE (see valid codes to left)	SAMPLE TYPE (G=GRAB C=COMP)	COLLECTED START DATE	COLLECTED START TIME	COLLECTED END DATE	COLLECTED END TIME	SAMPLE TEMP AT COLLECTION	# OF CONTAINERS	Preservatives: Unpreserved	H2SO4	HNO3	HCl	NaOH	Na2S2O3	Methanol	Other	Analysis Test Y/N: TDS	App III/IV Metals	Cl, F, SO4	RAD 9315/9320	Residual Chlorine (Y/N)
1	~~BGWW-2~~	WT																				
2	~~BGWW-23~~	WT																X	X	X	X	
3	~~BGWW-33~~	WT																X	X	X	X	
4	~~BGWW-40~~	WT																X	X	X	X	
5	~~BGWW-45~~	WT																X	X	X	X	
6	BGWC-7	WT		2/11/22	0937				5	2		3						X	X	X	X	
7	~~BGWC-8~~	WT																X	X	X	X	7.05
8	~~BGWC-9~~	WT																X	X	X	X	
9	BGWC-10	WT		2/11/22	1135				5	2		3						X	X	X	X	
10	BGWC-12	WT		2/11/22	1253				5	2		3						X	X	X	X	7.58
11	~~BGWD-14W~~	WT																X	X	X	X	7.18
12	BGWC-16	WT		2/11/22	1102				5	2		3						X	X	X	X	
																		X	X	X	X	6.57

ADDITIONAL COMMENTS	RELINQUISHED BY / AFFILIATION	DATE	TIME	ACCEPTED BY / AFFILIATION	DATE	TIME	SAMPLE CONDITIONS
	Kevin Stephenson	2/15/22	0936	Ryan Williams / Pace	2/15/22	0936	
	Ryan Williams / Pace	2/15/22	1412	Charles Hurt	2/15/22	1412	

SAMPLER NAME AND SIGNATURE
PRINT Name of SAMPLER: William Lacker, Mededith Duncan
SIGNATURE of SAMPLER: [signature] DATE Signed: 2/11/22

TEMP in C | Received on Ice (Y/N) | Custody Sealed Cooler (Y/N) | Samples Intact (Y/N)

Pace Analytical

CHAIN-OF-CUSTODY / Analytical Request Document

The Chain-of-Custody is a LEGAL DOCUMENT. All relevant fields must be completed accurately.

Submitting a sample via this chain of custody constitutes acknowledgment and acceptance of the Pace Terms and Conditions found at https://info.pacelabs.com/hubfs/pas-standard-terms.pdf.

Page : 2 Of 2

Section A
Required Client Information:
Company: Georgia Power
Address: 1003 Weatherstone Parkway
Woodstock, GA 30188
Email: kevin.stephenson@resolutaenv.com
Phone: (678)548-9415 Fax:
Requested Due Date:

Section B
Required Project Information:
Report To: Kevin Stephenson
Copy To:
Purchase Order #:
Project Name: Bowen AP
Project #:

Section C
Invoice Information:
Attention:
Company Name:
Address:
Pace Quote:
Pace Project Manager: nicole.d'oleo@pacelabs.com
Pace Profile #: 10844-6

Regulatory Agency
State / Location: GA

Requested Analysis Filtered (Y/N)

ITEM #	SAMPLE ID (One Character per box. (A-Z, 0-9 / , -) Sample ids must be unique)	MATRIX CODE (see valid codes to left)	SAMPLE TYPE (G=GRAB C=COMP)	COLLECTED START DATE	COLLECTED START TIME	COLLECTED END DATE	COLLECTED END TIME	SAMPLE TEMP AT COLLECTION	# OF CONTAINERS	Unpreserved	H2SO4	HNO3	HCl	NaOH	Na2S2O3	Methanol	Other	Analyses Test: TDS	App III/IV Metals	CL F, SO4	RAD 9315/9320	Residual Chlorine (Y/N)
13	BGWC-17	WT		2/11/22	1245				5	2		3						X	X	X	X	727
14	~~BGWC-18~~	WT																X	X	X	X	
15	~~BGWC-19~~	WT																X	X	X	X	
16	~~BGWC-20~~	WT																X	X	X	X	
17	~~BGWC-21~~	WT																X	X	X	X	
18	~~BGWC-22~~	WT																X	X	X	X	
19	~~BGWC-23~~	WT																X	X	X	X	
20	~~BGWC-24~~	WT																X	X	X	X	
21	~~BGWC-25~~	WT																X	X	X	X	
22	~~BGWC-30~~	WT																X	X	X	X	
23	~~BGWA-6~~	WT																X	X	X	X	
24	~~BGWC-31~~	WT																X	X	X	X	

Matrix codes: Drinking Water DW; Water WT; Waste Water WW; Product P; Soil/Solid SL; Oil OL; Wipe WP; Air AR; Other OT; Tissue TS

ADDITIONAL COMMENTS	RELINQUISHED BY / AFFILIATION	DATE	TIME	ACCEPTED BY / AFFILIATION	DATE	TIME	SAMPLE CONDITIONS
	Kevin Stephenson	2/15/22	[illegible]	Ryan Williams / Pace	2/15/22	0836	
	Ryan Williams / Pace	2/15/22	1412	Charles [illegible]	2/15/22	1412	

SAMPLER NAME AND SIGNATURE
PRINT Name of SAMPLER: William Lacker, Meredith Duncan
SIGNATURE of SAMPLER: [signature] DATE Signed: 2/11/22

TEMP in C | Received on Ice (Y/N) | Custody Sealed Cooler (Y/N) | Samples Intact (Y/N)

Pace Analytical
www.pacelabs.com

CHAIN-OF-CUSTODY / Analytical Request Document

The Chain-of-Custody is a LEGAL DOCUMENT. All relevant fields must be completed accurately.

Submitting a sample via this chain of custody constitutes acknowledgment and acceptance of the Pace Terms and Conditions found at https://info.pacelabs.com/hubfs/pes-standard-terms.pdf.

Page : 4 Of 4

Section A
Required Client Information:
Company: Georgia Power
Address: 1003 Weatherstone Parkway
Woodstock, GA 30188
Email: kevin.stephenson@resolutesenv.com
Phone: (678)546-9415 Fax:
Requested Due Date:

Section B
Required Project Information:
Report To: Kevin Stephenson
Copy To:
Purchase Order #:
Project Name: Bowen AP
Project #:

Section C
Invoice Information:
Attention:
Company Name:
Address:
Pace Quote:
Pace Project Manager: nicole.d'oleo@pacelabs.com
Pace Profile #: 10644-6

Regulatory Agency
State / Location: GA

Requested Analysis Filtered (Y/N)

ITEM #	SAMPLE ID (One Character per box. (A-Z, 0-9 / , -) Sample Ids must be unique)	MATRIX CODE (see valid codes to left)	SAMPLE TYPE (G=GRAB C=COMP)	COLLECTED START DATE	COLLECTED START TIME	COLLECTED END DATE	COLLECTED END TIME	SAMPLE TEMP AT COLLECTION	# OF CONTAINERS	Unpreserved	H2SO4	HNO3	HCl	NaOH	Na2S2O3	Methanol	Other	Analyses Test: TDS	App III/IV Metals	Cl, F, SO4	RAD 9315/9320	Residual Chlorine (Y/N)
37	~~BGWC-49G~~	WT																				
38	~~BGWC-50G~~	WT																X	X	X	X	
39	~~BGWC-51~~	WT																X	X	X	X	
40	~~BGWC-52~~	WT																X	X	X	X	
41	~~DUP-1~~	WT																X	X	X	X	
42	DUP-2	WT		2/11/22	—				5	2		3						X	X	X	X	
43	~~DUP-3~~	WT																X	X	X	X	
44	~~DUP-4~~	WT																X	X	X	X	
45	~~FB-1~~	WT																X	X	X	X	
46	~~FB-2~~	WT																X	X	X	X	
47	FB-3	WT		2/11/22	1335				5	2		3						X	X	X	X	
48	~~FB-4~~	WT																X	X	X	X	

Matrix Codes: Drinking Water DW; Water WT; Waste Water WW; Product P; Soil/Solid SL; Oil OL; Wipe WP; Air AR; Other OT; Tissue TS

ADDITIONAL COMMENTS	RELINQUISHED BY / AFFILIATION	DATE	TIME	ACCEPTED BY / AFFILIATION	DATE	TIME	SAMPLE CONDITIONS
	Kevin Stephenson	2/14/22	[illegible]	Ryan Williams / Pace	2/15/22	0936	
	Ryan Williams / Pace	2/15/22	1412	Charles Ford	2/15/22	1412	

SAMPLER NAME AND SIGNATURE
PRINT Name of SAMPLER: William Lasker, Meredith Duncan
SIGNATURE of SAMPLER: [signature] DATE Signed: 2/11/22

TEMP in C | Received on Ice (Y/N) | Custody Sealed Cooler (Y/N) | Samples Intact (Y/N)

Pace Analytical
www.pacelabs.com

CHAIN-OF-CUSTODY / Analytical Request Document

The Chain-of-Custody is a LEGAL DOCUMENT. All relevant fields must be completed accurately.

Submitting a sample via this chain of custody constitutes acknowledgment and acceptance of the Pace Terms and Conditions found at https://info.pacelabs.com/hubfs/pas-standard-terms.pdf

Page : 2 Of 2

Section A
Required Client Information:

Company:	Georgia Power
Address:	1003 Weatherstone Parkway
	Woodstock, GA 30188
Email:	kevin.stephenson@resoluteenv.com
Phone:	(678)548-9415 Fax:
Requested Due Date:	

Section B
Required Project Information:

Report To:	Kevin Stephenson
Copy To:	
Purchase Order #:	
Project Name:	Bowen AP
Project #:	

Section C
Invoice Information:

Attention:	
Company Name:	
Address:	
Pace Quote:	
Pace Project Manager:	nicole.d'oleo@pacelabs.com
Pace Profile #:	10844-6

Regulatory Agency

State / Location: GA

ITEM #	SAMPLE ID (One Character per box. (A-Z, 0-9 / , -) Sample Ids must be unique)	MATRIX CODE (see valid codes to left)	SAMPLE TYPE (G=GRAB C=COMP)	COLLECTED START DATE	COLLECTED START TIME	COLLECTED END DATE	COLLECTED END TIME	SAMPLE TEMP AT COLLECTION	# OF CONTAINERS	Preservatives: Unpreserved	H2SO4	HNO3	HCl	NaOH	Na2S2O3	Methanol	Other	Analyses Test Y/N	TDS	App III/IV Metals	Cl, F, SO4	RAD 9315/9320	Residual Chlorine (Y/N)
13	~~BGWC-17~~	WT																	X	X	X	X	
14	~~BGWC-18~~	WT																	X	X	X	X	
15	~~BGWC-19~~	WT																	X	X	X	X	
16	~~BGWC-20~~	WT																	X	X	X	X	
17	~~BGWC-21~~	WT																	X	X	X	X	
18	~~BGWC-22~~	WT																	X	X	X	X	
19	~~BGWC-23~~ BGWC-23	WT		2/14/22	1540				5	2		3							X	X	X	X	7.15
20	~~BGWC-24~~	WT																	X	X	X	X	
21	~~BGWC-25~~	WT																	X	X	X	X	
22	BGWC-30	WT		2/14/22	1140				5	2		3							X	X	X	X	7.24
23	~~BGWA-5~~	WT																	X	X	X	X	
24	~~BGWC-31~~	WT																	X	X	X	X	

ADDITIONAL COMMENTS	RELINQUISHED BY / AFFILIATION	DATE	TIME	ACCEPTED BY / AFFILIATION	DATE	TIME	SAMPLE CONDITIONS
	Kevin Stephenson	2/15/22	0836	Ryan Williams / Pace	2/15/22	0836	
	Ryan Williams / Pace	2/15/22	1412	Chandra Hawk	2/15/22	1412	

SAMPLER NAME AND SIGNATURE

PRINT Name of SAMPLER: Kevin Stephenson / Will Lookner / Meredith Duncan

SIGNATURE of SAMPLER: [signature]

DATE Signed: 2/14/22

TEMP in C | Received on Ice (Y/N) | Custody Sealed Cooler (Y/N) | Samples Intact (Y/N)

Pace Analytical
www.pacelabs.com

CHAIN-OF-CUSTODY / Analytical Request Document

The Chain-of-Custody is a LEGAL DOCUMENT. All relevant fields must be completed accurately.

Submitting a sample via this chain of custody constitutes acknowledgment and acceptance of the Pace Terms and Conditions found at https://info.pacelabs.com/hubfs/pas-standard-terms.pdf.

Page : 3 Of 3

Section A
Required Client Information:

Company:	Georgia Power
Address:	1003 Weatherstone Parkway
	Woodstock, GA 30188
Email:	kevin.stephenson@resolutesenv.com
Phone:	(678)546-0415 Fax:
Requested Due Date:	

Section B
Required Project Information:

Report To:	Kevin Stephenson
Copy To:	
Purchase Order #:	
Project Name:	Bowen AP
Project #:	

Section C
Invoice Information:

Attention:	
Company Name:	
Address:	
Pace Quote:	
Pace Project Manager:	nicole.d'oro@pacelabs.com
Pace Profile #:	108446

Regulatory Agency:

State / Location: GA

Requested Analysis Filtered (Y/N)

ITEM #	SAMPLE ID (One Character per box. (A-Z, 0-9 / , -) Sample Ids must be unique)	MATRIX CODE (see valid codes to left)	SAMPLE TYPE (G=GRAB C=COMP)	COLLECTED START DATE	COLLECTED START TIME	COLLECTED END DATE	COLLECTED END TIME	SAMPLE TEMP AT COLLECTION	# OF CONTAINERS	Preservatives: Unpreserved	H2SO4	HNO3	HCl	NaOH	Na2S2O3	Methanol	Other	Analyses Test Y/N: TDS	App III/IV Metals	Cl F, SO4	RAD 9315/9320	Residual Chlorine (Y/N)	
25	~~BGWC-33~~	WT																					
26	~~BGWC-34D~~	WT																X	X	X	X		
27	~~BGWC-35D~~	WT																X	X	X	X		
28	BGWC-36D	WT		2/14/22	1340				5	2		3						X	X	X	X		
29	~~BGWC-37D~~	WT																X	X	X	X		7.23
30	BGWC-38D	WT		2/14/22	1520				5	2		3						X	X	X	X		
31	~~BGWC-39~~	WT																X	X	X	X		6.33
32	~~BGWC-40~~	WT																X	X	X	X		
33	~~BGWC-41D~~	WT																X	X	X	X		
34	~~BGWC-42D~~	WT																X	X	X	X		
35	~~BGWC-43D~~	WT																X	X	X	X		
36	~~BGWC-44D~~	WT																X	X	X	X		

ADDITIONAL COMMENTS	RELINQUISHED BY / AFFILIATION	DATE	TIME	ACCEPTED BY / AFFILIATION	DATE	TIME
	[illegible]	2/15/22	0836	Ryan Williams / Pace	2/15/22	0836
	Ryan Williams / Pace	2/15/22	1412	[illegible]	2/15/22	1412

SAMPLE CONDITIONS: TEMP in C | Received on Ice (Y/N) | Custody Sealed Cooler (Y/N) | Samples Intact (Y/N)

SAMPLER NAME AND SIGNATURE

PRINT Name of SAMPLER: [illegible] / [illegible] / [illegible]

SIGNATURE of SAMPLER: [illegible]

DATE Signed: 2/14/22

Pace Analytical
www.pacelabs.com

CHAIN-OF-CUSTODY / Analytical Request Document

The Chain-of-Custody is a LEGAL DOCUMENT. All relevant fields must be completed accurately.

Submitting a sample via this chain of custody constitutes acknowledgment and acceptance of the Pace Terms and Conditions found at https://info.pacelabs.com/hubfs/pas-standard-terms.pdf.

Page : 4 Of 4

Section A
Required Client Information:

Company:	Georgia Power
Address:	1003 Weatherstone Parkway
Woodstock:	GA 30188
Email:	kevin.stephenson@resoluteenv.com
Phone:	(678)548-9415 Fax:
Requested Due Date:	

Section B
Required Project Information:

Report To:	Kevin Stephenson
Copy To:	
Purchase Order #:	
Project Name:	Bowen AP
Project #:	

Section C
Invoice Information:

Attention:	
Company Name:	
Address:	
Pace Quote:	
Pace Project Manager:	nicole.d'oleo@pacelabs.com
Pace Profile #:	10844-6

Regulatory Agency	
State / Location	GA

SAMPLE ID
One Character per box.
(A-Z, 0-9 / , -)
Sample Ids must be unique

MATRIX CODE: Drinking Water DW; Water WT; Waste Water WW; Product P; Soil/Solid SL; Oil OL; Wipe WP; Air AR; Other OT; Tissue TS

ITEM #	SAMPLE ID	MATRIX CODE (see valid codes to left)	SAMPLE TYPE (G=GRAB C=COMP)	COLLECTED START DATE	COLLECTED START TIME	COLLECTED END DATE	COLLECTED END TIME	SAMPLE TEMP AT COLLECTION	# OF CONTAINERS	Preservatives: Unpreserved	H2SO4	HNO3	HCl	NaOH	Na2S2O3	Methanol	Other	Analyses Test Y/N	TDS	App III/IV Metals	Cl, F, SO4	RAD 9315/9320	Residual Chlorine (Y/N)	
37	~~BGWC-40D~~	WT																	X	X	X	X		
38	~~BGWC-50D~~	WT																	X	X	X	X		
39	BGWC-51	WT		2/14/22	1355				5	2		3							X	X	X	X		
40	BGWC-52	WT		2/14/22	1550				5	2		3							X	X	X	X		7.11
41	~~DUP-1~~	WT																	X	X	X	X		7.57
42	~~DUP-2~~	WT																	X	X	X	X		
43	~~DUP-3~~	WT																	X	X	X	X		
44	~~DUP-4~~	WT																	X	X	X	X		
45	~~FB-1~~	WT																	X	X	X	X		
46	~~FB-2~~	WT																	X	X	X	X		
47	~~FB-3~~	WT																	X	X	X	X		
48	FB-4	WT		2/14/22	1636				5	2		3							X	X	X	X		

ADDITIONAL COMMENTS	RELINQUISHED BY / AFFILIATION	DATE	TIME	ACCEPTED BY / AFFILIATION	DATE	TIME	SAMPLE CONDITIONS
	[signature]	2/15/22	0836	Ryan Williams / Pace	2/16/22	0836	
	Ryan Williams / Pace	2/15/22	1412	[signature]	2/15/22	1412	

SAMPLER NAME AND SIGNATURE

PRINT Name of SAMPLER: [signature] / Will Leaker / Meredith Duncan

SIGNATURE of SAMPLER: [signature]

DATE Signed: 2/14/22

TEMP in C | Received on Ice (Y/N) | Custody Sealed Cooler (Y/N) | Samples Intact (Y/N)

Pace Analytical

CHAIN-OF-CUSTODY / Analytical Request Document

The Chain-of-Custody is a LEGAL DOCUMENT. All relevant fields must be completed accurately.

Submitting a sample via this chain of custody constitutes acknowledgment and acceptance of the Pace Terms and Conditions found at https://info.pacelabs.com/hubfs/pas-standard-terms.pdf.

Page : 5 Of 5

Section A
Required Client Information:
Company: Georgia Power
Address: 1003 Weatherstone Parkway
Woodstock, GA 30188
Email: kevin.stephenson@scsiuteenv.com
Phone: (678)548-9415 Fax:
Requested Due Date:

Section B
Required Project Information:
Report To: Kevin Stephenson
Copy To:
Purchase Order #:
Project Name: Bowen AP
Project #:

Section C
Invoice Information:
Attention:
Company Name:
Address:
Pace Quote:
Pace Project Manager: nicole.d'oleo@pacelabs.com
Pace Profile #: 10844-6

Regulatory Agency
State / Location: GA

Requested Analysis Filtered (Y/N)

ITEM #	SAMPLE ID (One Character per box. (A-Z, 0-9 / , -) Sample Ids must be unique)	MATRIX CODE (see valid codes to left)	SAMPLE TYPE (G=GRAB C=COMP)	COLLECTED START DATE	COLLECTED START TIME	COLLECTED END DATE	COLLECTED END TIME	SAMPLE TEMP AT COLLECTION	# OF CONTAINERS	Unpreserved	H2SO4	HNO3	HCl	NaOH	Na2S2O3	Methanol	Other	Analysis Test Y/N	TDS	App III/IV Metals	Cl, F, SO4	RAD 903/9320	Residual Chlorine (Y/N)
49	~~FB-6~~	WT																					
50	~~FB-6~~	WT																	X	X	X	X	
51	~~FB-7~~	WT																	X	X	X	X	
52	EB-1	WT		2/14/22	1642				5	2		3							X	X	X	X	
53	~~EB-2~~	WT																	X	X	X	X	
54	~~EB-3~~	WT																	X	X	X	X	
55	~~EB-4~~	WT																	X	X	X	X	
56	~~EB-5~~	WT																	X	X	X	X	
57	~~FB-8~~	WT																	X	X	X	X	
58																			X	X	X	X	
59																							
60																							

Matrix Codes: Drinking Water DW; Water WT; Waste Water WW; Product P; Soil/Solid SL; Oil OL; Wipe WP; Air AR; Other OT; Tissue TS

ADDITIONAL COMMENTS	RELINQUISHED BY / AFFILIATION	DATE	TIME	ACCEPTED BY / AFFILIATION	DATE	TIME	SAMPLE CONDITIONS
	Kevin Stephenson	2/15/22	0830	Ryan Williams / Pace	2/15/22	0830	
	Ryan Williams / Pace	2/15/22	1412	[illegible]	2/15/22	1412	

SAMPLER NAME AND SIGNATURE
PRINT Name of SAMPLER: Kevin Stephenson / Will Lockey / [illegible]
SIGNATURE of SAMPLER: [illegible]
DATE Signed: 2/14/22

TEMP in C	Received on Ice (Y/N)	Custody Sealed Cooler (Y/N)	Samples Intact (Y/N)

Pace Analytical	Document Name: Sample Condition Upon Receipt (SCUR)	Document Revised: November 15, 2021 Page 1 of 2
	Document No.: F-CAR-CS-033-Rev.08	Issuing Authority: Pace Carolinas Quality Office

Laboratory receiving samples:
Asheville ☐ Eden ☐ Greenwood ☐ Huntersville ☐ Raleigh ☐ Mechanicsville ☐ Atlanta ☑ Kernersville ☐

Sample Condition Upon Receipt

Client Name: GA Power

Project # **WO#: 92587874**
PM: NMG Due Date: 03/04/22
CLIENT: GA-GA Power

Courier: ☐ Commercial ☐ Fed Ex ☑ Pace ☐ UPS ☐ USPS ☐ Other:____ ☐ Client

Custody Seal Present? ☐ Yes ☑ No Seals Intact? ☐ Yes ☐ No

Date/Initials Person Examining Contents: 2/8/22 DH

Packing Material: ☐ Bubble Wrap ☐ Bubble Bags ☑ None ☐ Other ☑ Wet ☐ Blue ☐ None

Biological Tissue Frozen? ☐ Yes ☐ No ☑ N/A

Thermometer: ☑ IR Gun ID: 033

Cooler Temp: 4.3 Correction Factor: Add/Subtract (°C) +0.2 Type of Ice:

Cooler Temp Corrected (°C): 4.5

Temp should be above freezing to 6°C
☐ Samples out of temp criteria. Samples on ice, cooling process has begun

USDA Regulated Soil (☐ N/A, water sample)
Did samples originate in a quarantine zone within the United States: CA, NY, or SC (check maps)? ☐ Yes ☐ No

Did samples originate from a foreign source (internationally, including Hawaii and Puerto Rico)? ☐ Yes ☐ No

				Comments/Discrepancy:
Chain of Custody Present?	☑ Yes	☐ No	☐ N/A	1.
Samples Arrived within Hold Time?	☑ Yes	☐ No	☐ N/A	2.
Short Hold Time Analysis (<72 hr.)?	☐ Yes	☑ No	☐ N/A	3.
Rush Turn Around Time Requested?	☐ Yes	☑ No	☐ N/A	4.
Sufficient Volume?	☑ Yes	☐ No	☐ N/A	5.
Correct Containers Used?	☑ Yes	☐ No	☐ N/A	6.
-Pace Containers Used?	☑ Yes	☐ No	☐ N/A	
Containers Intact?	☑ Yes	☐ No	☐ N/A	7.
Dissolved analysis: Samples Field Filtered?	☐ Yes	☐ No	☑ N/A	8.
Sample Labels Match COC? -includes Date/Time/ID/Analysis Matrix: W	☑ Yes	☐ No	☐ N/A	9.
Headspace in VOA Vials (>5-6mm)?	☐ Yes	☐ No	☑ N/A	10.
Trip Blank Present?	☐ Yes	☐ No	☑ N/A	11.
Trip Blank Custody Seals Present?	☐ Yes	☐ No	☑ N/A	

COMMENTS/SAMPLE DISCREPANCY

Field Data Required? ☐ Yes ☐ No

Lot ID of split containers:

CLIENT NOTIFICATION/RESOLUTION

Person contacted: _____ Date/Time: _____

Project Manager SCURF Review: _____ **Date:** _____

Project Manager SRF Review: _____ **Date:** _____

Pace Analytical	Document Name: Sample Condition Upon Receipt (SCUR)	Document Revised: November 15, 2021 Page 2 of 2
	Document No.: F-CAR-CS-033-Rev.08	Issuing Authority:

***Check mark top half of box if pH and/or dechlorination is verified and within the acceptance range for preservation samples.**

Exceptions: VOA, Coliform, TOC, Oil and Grease, DRO/8015 (water) DOC, LLHg

****Bottom half of box is to list number of bottles**

Project # **WO#: 92587874**

PM: NMG Due Date: 03/04/22

CLIENT: GA-GA Power

Item#	BP4U-125 mL Plastic Unpreserved (N/A) (Cl-)	BP3U-250 mL Plastic Unpreserved (N/A)	BP2U-500 mL Plastic Unpreserved (N/A)	BP1U-1 liter Plastic Unpreserved (N/A)	BP4S-125 mL Plastic H2SO4 (pH < 2) (Cl-)	BP3N-250 mL plastic HNO3 (pH < 2)	BP4Z-125 mL Plastic ZN Acetate & NaOH (>9)	BP4B-125 mL Plastic NaOH (pH > 12) (Cl-)	WGFU-Wide-mouthed Glass jar Unpreserved	AG1U-1 liter Amber Unpreserved (N/A) (Cl-)	AG1H-1 liter Amber HCl (pH < 2)	AG3U-250 mL Amber Unpreserved (N/A) (Cl-)	AG1S-1 liter Amber H2SO4 (pH < 2)	AG3S-250 mL Amber H2SO4 (pH < 2)	AG3A(DG8A)-250 mL Amber NH4Cl (N/A)(Cl-)	DG9H-40 mL VOA HCl (N/A)	VG9T-40 mL VOA Na2S2O3 (N/A)	VG9U-40 mL VOA Unpreserved (N/A)	DG9P-40 mL VOA H3PO4 (N/A)	VOAK (3 vials per kit)-5035 kit (N/A)	V/GK (3 vials per kit)-VPH/Gas kit (N/A)	SPST-125 mL Sterile Plastic (N/A – lab)	SP2T-250 mL Sterile Plastic (N/A – lab)	BP3A-250 mL Plastic (NH2)2SO4 (9.3-9.7)	AG0U-100 mL Amber Unpreserved vials (N/A)	VSGU-20 mL Scintillation vials (N/A)	DG9U-40 mL Amber Unpreserved vials (N/A)
1		1	1			1 ✓																	2 ✓				
2		1	1			1 ✓																	2 ✓				
3		1	1			1 ✓																	2 ✓				
4		1	1			1 ✓																	2 ✓				
5		1	1			1 ✓																	2 ✓				
6		1	1			1 ✓																	2 ✓				
7		1	1			1 ✓																	2 ✓				
8		1	1			1 ✓																	2 ✓				
9		1	1			1 ✓																	2 ✓				
10		1	1			1 ✓																	2 ✓				
11		1	1			1 ✓																	2 ✓				
12		1	1			1 ✓																	2 ✓				

pH Adjustment Log for Preserved Samples

Sample ID	Type of Preservative	pH upon receipt	Date preservation adjusted	Time preservation adjusted	Amount of Preservative added	Lot #

Note: Whenever there is a discrepancy affecting North Carolina compliance samples, a copy of this form will be sent to the North Carolina DEHNR Certification Office (i.e. Out of hold, incorrect preservative, out of temp, incorrect containers.

Pace Analytical	Document Name: Sample Condition Upon Receipt (SCUR)	Document Revised: November 15, 2021 Page 2 of 2
	Document No.: F-CAR-CS-033-Rev.08	Issuing Authority: Pace Carolinas Quality Office

***Check mark top half of box if pH and/or dechlorination is verified and within the acceptance range for preservation samples.**

Exceptions: VOA, Coliform, TOC, Oil and Grease, DRO/8015 (water) DOC, LLHg

****Bottom half of box is to list number of bottles**

Project # **WO#: 92587874**

PM: NMG Due Date: 03/04/22

CLIENT: GA-GA Power

Item#	BP4U-125 mL Plastic Unpreserved (N/A) (Cl-)	BP3U-250 mL Plastic Unpreserved (N/A)	BP2U-500 mL Plastic Unpreserved (N/A)	BP1U-1 liter Plastic Unpreserved (N/A)	BP4S-125 mL Plastic H2SO4 (pH < 2) (Cl-)	BP3N-250 mL plastic HNO3 (pH < 2)	BP4Z-125 mL Plastic ZN Acetate & NaOH (>9)	BP4B-125 mL Plastic NaOH (pH > 12) (Cl-)	WGFU-Wide-mouthed Glass jar Unpreserved	AG1U-1 liter Amber Unpreserved (N/A) (Cl-)	AG1H-1 liter Amber HCl (pH < 2)	AG3U-250 mL Amber Unpreserved (N/A) (Cl-)	AG1S-1 liter Amber H2SO4 (pH < 2)	AG3S-250 mL Amber H2SO4 (pH < 2)	AG3A(DG3A)-250 mL Amber NH4Cl (N/A)(Cl-)	DG9H-40 mL VOA HCl (N/A)	VG9T-40 mL VOA Na2S2O3 (N/A)	VG9U-40 mL VOA Unpreserved (N/A)	DG9P-40 mL VOA H3PO4 (N/A)	VOAK (3 vials per kit)-5035 kit (N/A)	V/GK (3 vials per kit)-VPH/Gas kit (N/A)	SP5T-125 mL Sterile Plastic (N/A – lab)	SP2T-250 mL Sterile Plastic (N/A – lab)	BP3A-250 mL Plastic (NH2)2SO4 (9.3-9.7)	AG0U-100 mL Amber Unpreserved vials (N/A)	VSGU-20 mL Scintillation vials (N/A)	DG9U-40 mL Amber Unpreserved vials (N/A)
1		1	1			1 ✓																		2				
2		1	1			1 ✓																		2				
3		1	1			1 ✓																		2				
4		1	1			1 ✓																		2				
5		1	1			1 ✓																		2				
6		1	1			1 ✓																		2				
7		1	1			1 ✓																		2				
8		1	1			1 ✓																		2				
9		1	1			1 ✓																		2				
10		1	1			1 ✓																		2				
11		1	1			1 ✓																		2				
12		1	1			1 ✓																		2				

pH Adjustment Log for Preserved Samples

Sample ID	Type of Preservative	pH upon receipt	Date preservation adjusted	Time preservation adjusted	Amount of Preservative added	Lot #

Note: Whenever there is a discrepancy affecting North Carolina compliance samples, a copy of this form will be sent to the North Carolina DEHNR Certification Office (i.e. Out of hold, incorrect preservative, out of temp, incorrect containers.

Pace Analytical	Document Name: **Sample Condition Upon Receipt (SCUR)**	Document Revised: November 15, 2021 Page 2 of 2
	Document No.: **F-CAR-CS-033-Rev.08**	Issuing Authority: Pace Carolinas Quality Off

***Check mark top half of box if pH and/or dechlorination is verified and within the acceptance range for preservation samples.**

Exceptions: VOA, Coliform, TOC, Oil and Grease, DRO/8015 (water) DOC, LLHg

****Bottom half of box is to list number of bottles**

Project # WO#: 92587874

PM: NMG Due Date: 03/04/22

CLIENT: GA-GA Power

Item#	BP4U-125 mL Plastic Unpreserved (N/A) (Cl-)	BP3U-250 mL Plastic Unpreserved (N/A)	BP2U-500 mL Plastic Unpreserved (N/A)	BP1U-1 liter Plastic Unpreserved (N/A)	BP4S-125 mL Plastic H2SO4 (pH < 2) (Cl-)	BP3N-250 mL plastic HNO3 (pH < 2)	BP4Z-125 mL Plastic Zn Acetate & NaOH (>9)	BP4B-125 mL Plastic NaOH (pH > 12) (Cl-)	WGFU-Wide-mouthed Glass jar Unpreserved	AG1U-1 liter Amber Unpreserved (N/A) (Cl-)	AG1H-1 liter Amber HCl (pH < 2)	AG3U-250 mL Amber Unpreserved (N/A) (Cl-)	AG1S-1 liter Amber H2SO4 (pH < 2)	AG3S-250 mL Amber H2SO4 (pH < 2)	AG3A(DG3A)-250 mL Amber NH4Cl (N/A)(Cl-)	DG9H-40 mL VOA HCl (N/A)	VG9T-40 mL VOA Na2S2O3 (N/A)	VG9U-40 mL VOA Unpreserved (N/A)	DG9P-40 mL VOA H3PO4 (N/A)	VOAK (3 vials per kit)-5035 kit (N/A)	V/GK (3 vials per kit)-VPH/Gas kit (N/A)	SPST-125 mL Sterile Plastic (N/A – lab)	SPZT-250 mL Sterile Plastic (N/A – lab)	BP3A-250 mL Plastic (NH4)2SO4 (9.3-9.7)	AG0U-100 mL Amber Unpreserved vials (N/A)	VSGU-20 mL Scintillation vials (N/A)	DG9U-40 mL Amber Unpreserved vials (N/A)
1		1	1			1																					
2		1	1			1																					
3		1	1			1																					
4																											
5																											
6																											
7																											
8																											
9																											
10																											
11																											
12																											

pH Adjustment Log for Preserved Samples

Sample ID	Type of Preservative	pH upon receipt	Date preservation adjusted	Time preservation adjusted	Amount of Preservative added	Lot #

Note: Whenever there is a discrepancy affecting North Carolina compliance samples, a copy of this form will be sent to the North Carolina DEHNR Certification Office (i.e Out of hold, incorrect preservative, out of temp, incorrect containers.

Pace Analytical
www.pacelabs.com

CHAIN-OF-CUSTODY / Analytical Request Document

The Chain-of-Custody is a LEGAL DOCUMENT. All relevant fields must be completed accurately.

Submitting a sample via this chain of custody constitutes acknowledgment and acceptance of the Pace Terms and Conditions found at https://info.pacelabs.com/hubfs/pas-standard-terms.pdf.

Page : 1 Of 1

Section A Required Client Information:	Section B Required Project Information:	Section C Invoice Information:
Company: Georgia Power	Report To: Kevin Stephenson	Attention:
Address: 1003 Weatherstone Parkway	Copy To:	Company Name:
Woodstock, GA 30188		Address:
Email: kevin.stephenson@resoluteenv.com	Purchase Order #:	Pace Quote:
Phone: (678)548-9415 Fax:	Project Name: Bowen AP	Pace Project Manager: nicole.d'oleo@pacelabs.com
Requested Due Date:	Project #:	Pace Profile #: 10544-6

Regulatory Agency	
State / Location	GA

Requested Analysis Filtered (Y/N): Y/N

ITEM #	SAMPLE ID (One Character per box. (A-Z, 0-9 / , -) Sample Ids must be unique. MATRIX CODE: Drinking Water DW, Water WT, Waste Water WW, Product P, Soil/Solid SL, Oil OL, Wipe WP, Air AR, Other OT, Tissue TS)	MATRIX CODE (see valid codes to left)	SAMPLE TYPE (G=GRAB C=COMP)	COLLECTED START DATE	COLLECTED START TIME	COLLECTED END DATE	COLLECTED END TIME	SAMPLE TEMP AT COLLECTION	# OF CONTAINERS	Unpreserved	H2SO4	HNO3	HCl	NaOH	Na2S2O3	Methanol	Other	Analyses Test: TDS	App III/IV Metals	CL F, SO4	RAD 9315/9320	Residual Chlorine (Y/N)	
1	~~BGWA-9~~	WT																X	X	X	X		
2	~~BGWA-29~~	WT																X	X	X	X		
3	BGWA-33	WT		2/16/22	0915				5	2		3						X	X	X	X		7.20
4	~~BGWA-MD~~	WT																X	X	X	X		
5	~~BGWA-MD~~	WT																X	X	X	X		
6	~~BGWD-7~~	WT																X	X	X	X		
7	~~BGWD-8~~	WT																X	X	X	X		
8	~~BGWD-9~~	WT																X	X	X	X		
9	~~BGWD-10~~	WT																X	X	X	X		
10	~~BGWD-12~~	WT																X	X	X	X		
11	~~BGWD-14R~~	WT																X	X	X	X		
12	~~BGWD-19~~	WT																X	X	X	X		

ADDITIONAL COMMENTS	RELINQUISHED BY / AFFILIATION	DATE	TIME	ACCEPTED BY / AFFILIATION	DATE	TIME	SAMPLE CONDITIONS
	Kevin Stephenson	2/18/22	0952	Gary King - Pace	2/18/22	0957	
	Gary King - Pace	2/18/22	11:30	Chuck Hart	2/18/22	1156	

SAMPLER NAME AND SIGNATURE	
PRINT Name of SAMPLER:	William Leaker, Kevin Stephenson, Meredith Duncan
SIGNATURE of SAMPLER:	DATE Signed: 2/16/22

TEMP in C	Received on Ice (Y/N)	Custody Sealed Cooler (Y/N)	Samples Intact (Y/N)

Pace Analytical
www.pacelabs.com

CHAIN-OF-CUSTODY / Analytical Request Document

The Chain-of-Custody is a LEGAL DOCUMENT. All relevant fields must be completed accurately.

Submitting a sample via this chain of custody constitutes acknowledgment and acceptance of the Pace Terms and Conditions found at https://info.pacelabs.com/hubfs/pas-standard-terms.pdf.

Page : 2 Of 2

Section A
Required Client Information:

Company:	Georgia Power
Address:	1003 Weatherstone Parkway
	Woodstock, GA 30188
Email:	kevin.stephenson@resoluteenv.com
Phone:	(678)548-9415 Fax:
Requested Due Date:	

Section B
Required Project Information:

Report To:	Kevin Stephenson
Copy To:	
Purchase Order #:	
Project Name:	Bowen AP
Project #:	

Section C
Invoice Information:

Attention:	
Company Name:	
Address:	
Pace Quote:	
Pace Project Manager:	nicole.d'oleo@pacelabs.com,
Pace Profile #:	10844-6

Regulatory Agency
State / Location
GA

SAMPLE ID
One Character per box.
(A-Z, 0-9 / , -)
Sample ids must be unique

MATRIX	CODE
Drinking Water	DW
Water	WT
Waste Water	WW
Product	P
Soil/Solid	SL
Oil	OL
Wipe	WP
Air	AR
Other	OT
Tissue	TS

ITEM #	SAMPLE ID	MATRIX CODE (see valid codes to left)	SAMPLE TYPE (G=GRAB C=COMP)	COLLECTED START DATE	COLLECTED START TIME	COLLECTED END DATE	COLLECTED END TIME	SAMPLE TEMP AT COLLECTION	# OF CONTAINERS	Preservatives: Unpreserved	H2SO4	HNO3	HCl	NaOH	Na2S2O3	Methanol	Other	Analyses Test Y/N	TDS	App III/IV Metals	Cl, F, SO4	RAD 9315/9320	Residual Chlorine (Y/N)
13	~~BGWC-17~~	WT																	X	X	X	X	
14	BGWC-18	WT		2/16/22	0930				5	2		3							X	X	X	X	6.37
15	BGWC-19	WT		2/16/22	1100				5	2		3							X	X	X	X	6.57
16	BGWC-20	WT		2/16/22	1325				5	2		3							X	X	X	X	7.31
17	BGWC-21	WT		2/16/22	1444				5	2		3							X	X	X	X	7.90
18	~~BGWC-22~~	WT																	X	X	X	X	
19	~~BGWC-23~~	WT																	X	X	X	X	
20	~~BGWC-24~~	WT																	X	X	X	X	
21	BGWC-25	WT		2/16/22	1357				5	2		3							X	X	X	X	7.30
22	~~BGWC-30~~	WT																	X	X	X	X	
23	~~BGWA-6~~	WT																	X	X	X	X	
24	BGWC-31	WT		2/16/22	1254				5	2		3							X	X	X	X	7.40

ADDITIONAL COMMENTS	RELINQUISHED BY / AFFILIATION	DATE	TIME	ACCEPTED BY / AFFILIATION	DATE	TIME	SAMPLE CONDITIONS
	Kevin Stephenson	2/18/22	0952	Barry King	2/18/22	0952	
	Barry King - PDLE	2/18/22	11:56	Charles Hawk	2/18/22	1156	

SAMPLER NAME AND SIGNATURE

PRINT Name of SAMPLER: William Laaker, Kevin Stephenson, Meredith Duncan

SIGNATURE of SAMPLER: [signature] DATE Signed: 2/16/22

TEMP in C	Received on Ice (Y/N)	Custody Sealed Cooler (Y/N)	Samples Intact (Y/N)

Pace Analytical

CHAIN-OF-CUSTODY / Analytical Request Document

The Chain-of-Custody is a LEGAL DOCUMENT. All relevant fields must be completed accurately.

Submitting a sample via this chain of custody constitutes acknowledgment and acceptance of the Pace Terms and Conditions found at https://info.pacelabs.com/hubfs/pas-standard-terms.pdf.

Page : 2 Of 2

Section A — Required Client Information:

Company:	Georgia Power
Address:	1003 Weatherstone Parkway
	Woodstock, GA 30188
Email:	kevin.stephenson@resolutionenv.com
Phone:	(678)548-9415 Fax:
Requested Due Date:	

Section B — Required Project Information:

Report To:	Kevin Stephenson
Copy To:	
Purchase Order #:	
Project Name:	Bowen AP
Project #:	

Section C — Invoice Information:

Attention:	
Company Name:	
Address:	
Pace Quote:	
Pace Project Manager:	nicole.d'oleo@pacelabs.com
Pace Profile #:	10644-6

Regulatory Agency	
State / Location	GA

Requested Analysis Filtered (Y/N)

ITEM #	SAMPLE ID (One Character per box. (A-Z, 0-9 / , -) Sample Ids must be unique)	MATRIX CODE (see valid codes to left)	SAMPLE TYPE (G=GRAB C=COMP)	COLLECTED START DATE	COLLECTED START TIME	COLLECTED END DATE	COLLECTED END TIME	SAMPLE TEMP AT COLLECTION	# OF CONTAINERS	Unpreserved	H2SO4	HNO3	HCl	NaOH	Na2S2O3	Methanol	Other	Analyses Test (Y/N)	TDS	App III/IV Metals	Cl, F, SO4	RAD 9315/9320	Residual Chlorine (Y/N)
13	~~BGWC-17~~	WT																	X	X	X	X	
14	~~BGWC-18~~	WT																	X	X	X	X	
15	~~BGWC-19~~	WT																	X	X	X	X	
16	~~BGWC-20~~	WT																	X	X	X	X	
17	~~BGWC-21~~	WT																	X	X	X	X	
18	BGWC-22	WT		2/15/22	1035				5	2		3							X	X	X	X	6.89
19	~~BGWC-23~~	WT																	X	X	X	X	
20	BGWC-24	WT		2/15/22	1320				5	2		3							X	X	X	X	6.66
21	~~BGWC-25~~	WT																	X	X	X	X	
22	~~BGWC-30~~	WT																	X	X	X	X	
23	~~BGWC-0~~	WT																	X	X	X	X	
24	~~BGWC-01~~	WT																	X	X	X	X	

ADDITIONAL COMMENTS	RELINQUISHED BY / AFFILIATION	DATE	TIME	ACCEPTED BY / AFFILIATION	DATE	TIME	SAMPLE CONDITIONS
	Kevin Stephenson	2/18/22	0952	Barry King - Pace	2/18/22	0952	
	Barry King - Pace	2/18/22	11:30	Charles Hale	2/18/22	1156	

SAMPLER NAME AND SIGNATURE

PRINT Name of SAMPLER: William Lacker, Meredith Duncan

SIGNATURE of SAMPLER: [signature] DATE Signed: 2/15/22

TEMP in C | Received on Ice (Y/N) | Custody Sealed Cooler (Y/N) | Samples Intact (Y/N)

Pace Analytical
www.pacelabs.com

CHAIN-OF-CUSTODY / Analytical Request Document

The Chain-of-Custody is a LEGAL DOCUMENT. All relevant fields must be completed accurately.

Submitting a sample via this chain of custody constitutes acknowledgment and acceptance of the Pace Terms and Conditions found at https://info.pacelabs.com/hubfs/pas-standard-terms.pdf.

Page : 3 Of 3

Section A — Required Client Information:

Company:	Georgia Power
Address:	1003 Weatherstone Parkway
	Woodstock, GA 30188
Email:	kevin.stephenson@resoluteenv.com
Phone:	(678)548-9415 Fax:
Requested Due Date:	

Section B — Required Project Information:

Report To:	Kevin Stephenson
Copy To:	
Purchase Order #:	
Project Name:	Bowen AP
Project #:	

Section C — Invoice Information:

Attention:	
Company Name:	
Address:	
Pace Quote:	
Pace Project Manager:	nicole.d'oleo@pacelabs.com
Pace Profile #:	10844-6

Regulatory Agency:

State / Location: GA

ITEM #	SAMPLE ID (One Character per box. (A-Z, 0-9 / , -) Sample Ids must be unique)	MATRIX CODE (see valid codes to left)	SAMPLE TYPE (G=GRAB C=COMP)	COLLECTED START DATE	COLLECTED START TIME	COLLECTED END DATE	COLLECTED END TIME	SAMPLE TEMP AT COLLECTION	# OF CONTAINERS	Preservatives: Unpreserved	H2SO4	HNO3	HCl	NaOH	Na2S2O3	Methanol	Other	Analyses Test Y/N	TDS	App III/IV Metals	Cl, F, SO4	RAD 9315/9320	Residual Chlorine (Y/N)	
25	BGWC-32	WT		2/16/22	1148				5	2		3							X	X	X	X		7.14
26	BGWC-34D	WT		2/16/22	1555				5	2		3							X	X	X	X		7.27
27	~~BGWC-35D~~	WT																	X	X	X	X		
28	~~BGWC-36D~~	WT																	X	X	X	X		
29	~~BGWC-37D~~	WT																	X	X	X	X		
30	~~BGWC-38D~~	WT																	X	X	X	X		
31	BGWC-39	WT		2/16/22	1045				5	2		3							X	X	X	X		6.83
32	BGWC-40	WT		2/16/22	1102				5	2		3							X	X	X	X		7.24
33	~~BGWC-41D~~	WT																	X	X	X	X		
34	~~BGWC-42D~~	WT																	X	X	X	X		
35	~~BGWC-43D~~	WT																	X	X	X	X		
36	~~BGWC-44D~~	WT																	X	X	X	X		

ADDITIONAL COMMENTS	RELINQUISHED BY / AFFILIATION	DATE	TIME	ACCEPTED BY / AFFILIATION	DATE	TIME	SAMPLE CONDITIONS
	Kevin Stephenson	2/18/22	0952	Barry King	2-18-22	0952	
	Barry King - PACE	2/18/22	11:56	Charles Hawks	2/18/22	1156	

SAMPLER NAME AND SIGNATURE

PRINT Name of SAMPLER: William Laaker, Kevin Stephenson, Meredith Duncan

SIGNATURE of SAMPLER: [signature] DATE Signed: 2/16/22

TEMP in C | Received on Ice (Y/N) | Custody Sealed Cooler (Y/N) | Samples Intact (Y/N)

Pace Analytical
www.pacelabs.com

CHAIN-OF-CUSTODY / Analytical Request Document

The Chain-of-Custody is a LEGAL DOCUMENT. All relevant fields must be completed accurately.

Submitting a sample via this chain of custody constitutes acknowledgment and acceptance of the Pace Terms and Conditions found at https://info.pacelabs.com/hubfs/pas-standard-terms.pdf.

Page : 3 Of 3

Section A
Required Client Information:

Company:	Georgia Power
Address:	1003 Weatherstone Parkway
Woodstock, GA 30188	
Email:	kevin.stephenson@resoluteenv.com
Phone:	(678)548-9415 Fax:
Requested Due Date:	

Section B
Required Project Information:

Report To:	Kevin Stephenson
Copy To:	
Purchase Order #:	
Project Name:	Bowen AP
Project #:	

Section C
Invoice Information:

Attention:	
Company Name:	
Address:	
Pace Quote:	
Pace Project Manager:	nicole.d'oleo@pacelabs.com
Pace Profile #:	10844-6

Regulatory Agency
State / Location
GA

ITEM #	SAMPLE ID (One Character per box. (A-Z, 0-9 / , -) Sample Ids must be unique)	MATRIX CODE (see valid codes to left)	SAMPLE TYPE (G=GRAB C=COMP)	COLLECTED START DATE	COLLECTED START TIME	COLLECTED END DATE	COLLECTED END TIME	SAMPLE TEMP AT COLLECTION	# OF CONTAINERS	Preservatives: Unpreserved	H2SO4	HNO3	HCl	NaOH	Na2S2O3	Methanol	Other	Analyses Test (Y/N)	TDS	App III/IV Metals	Cl, F, SO4	RAD 9315/9320	Residual Chlorine (Y/N)
25	~~BGWC-32~~	WT																	X	X	X	X	
26	~~BGWC-34D~~	WT																	X	X	X	X	
27	BGWC-35D	WT		2/17/22	0940				5	2		3							X	X	X	X	7.02
28	~~BGWC-36D~~	WT																	X	X	X	X	
29	BGWC-37D	WT		2/17/22	1050				5	2		3							X	X	X	X	7.46
30	~~BGWC-38D~~	WT																	X	X	X	X	
31	~~BGWC-39~~	WT																	X	X	X	X	
32	~~BGWC-40~~	WT																	X	X	X	X	
33	~~BGWC-41D~~	WT																	X	X	X	X	
34	BGWC-42D	WT		2/17/22	1220				5	2		3							X	X	X	X	7.30
35	~~BGWC-43D~~	WT																	X	X	X	X	
36	~~BGWC-44D~~	WT																	X	X	X	X	

ADDITIONAL COMMENTS	RELINQUISHED BY / AFFILIATION	DATE	TIME	ACCEPTED BY / AFFILIATION	DATE	TIME	SAMPLE CONDITIONS
	Kevin Stephenson	2/18/22	0952	Barry Kay - Pace	2/18/22	0952	
	Barry Kay - PACE	2/18/22	1150	Charles Hurts	2/18/22	1156	

SAMPLER NAME AND SIGNATURE

PRINT Name of SAMPLER: Meredith Duncan, William Laaker

SIGNATURE of SAMPLER: [signature] DATE Signed: 2/17/22

TEMP in C	Received on Ice (Y/N)	Custody Sealed Cooler (Y/N)	Samples Intact (Y/N)

Pace Analytical

CHAIN-OF-CUSTODY / Analytical Request Document

The Chain-of-Custody is a LEGAL DOCUMENT. All relevant fields must be completed accurately.

Submitting a sample via this chain of custody constitutes acknowledgment and acceptance of the Pace Terms and Conditions found at https://info.pacelabs.com/hubfs/pas-standard-terms.pdf.

Page : 3 Of 3

Section A Required Client Information:

Company:	Georgia Power
Address:	1003 Weatherstone Parkway Woodstock, GA 30188
Email:	kevin.stephenson@resolutieenv.com
Phone:	(678)548-9415 Fax:
Requested Due Date:	

Section B Required Project Information:

Report To:	Kevin Stephenson
Copy To:	
Purchase Order #:	
Project Name:	Bowen AP
Project #:	

Section C Invoice Information:

Attention:	
Company Name:	
Address:	
Pace Quote:	
Pace Project Manager:	nicole.d'oleo@pacelabs.com,
Pace Profile #:	10644-6

Regulatory Agency
State / Location
GA

Requested Analysis Filtered (Y/N)

ITEM #	SAMPLE ID (One Character per box. (A-Z, 0-9 / , -) Sample Ids must be unique)	MATRIX CODE (see valid codes to left)	SAMPLE TYPE (G=GRAB C=COMP)	COLLECTED START DATE	COLLECTED START TIME	COLLECTED END DATE	COLLECTED END TIME	SAMPLE TEMP AT COLLECTION	# OF CONTAINERS	Unpreserved	H2SO4	HNO3	HCl	NaOH	Na2S2O3	Methanol	Other	Analysis Test Y/N	TDS	App III/V Metals	Cl, F, SO4	RAD 9315/9320	Residual Chlorine (Y/N)	
25	~~BGWC-35~~	WT																	X	X	X	X		
26	~~BGWC-34D~~	WT																	X	X	X	X		
27	~~BGWC-35D~~	WT																	X	X	X	X		
28	~~BGWC-36D~~	WT																	X	X	X	X		
29	~~BGWC-37D~~	WT																	X	X	X	X		
30	~~BGWC-38D~~	WT																	X	X	X	X		
31	~~BGWC-39~~	WT																	X	X	X	X		
32	~~BGWC-40~~	WT																	X	X	X	X		
33	BGWC-41D	WT		2/15/22	1327				5	2		3							X	X	X	X		7.20
34	~~BGWC-42D~~	WT																	X	X	X	X		
35	BGWC-43D	WT		2/15/22	1500				5	2		3							X	X	X	X		7.28
36	~~BGWC-44D~~	WT																	X	X	X	X		

ADDITIONAL COMMENTS	RELINQUISHED BY / AFFILIATION	DATE	TIME	ACCEPTED BY / AFFILIATION	DATE	TIME
	Kevin Stephenson	2/16/22	0952	Barry King - PACE	2/17/22	0952
	Barry King - PACE	2/17/22	11:24	Charlie Hunt	2/18/22	1156

SAMPLE CONDITIONS: TEMP in C | Received on Ice (Y/N) | Custody Sealed Cooler (Y/N) | Samples Intact (Y/N)

SAMPLER NAME AND SIGNATURE

PRINT Name of SAMPLER: William Lasker, Meredith Duncan

SIGNATURE of SAMPLER: [signature] DATE Signed: 2/15/22

Pace Analytical
www.pacelabs.com

CHAIN-OF-CUSTODY / Analytical Request Document

The Chain-of-Custody is a LEGAL DOCUMENT. All relevant fields must be completed accurately.

Submitting a sample via this chain of custody constitutes acknowledgment and acceptance of the Pace Terms and Conditions found at https://info.pacelabs.com/hubfs/pas-standard-terms.pdf

Page : 4 Of 4

Section A
Required Client Information:

Company:	Georgia Power
Address:	1003 Weatherstone Parkway
	Woodstock, GA 30188
Email:	kevin.stephenson@resoluteenv.com
Phone:	(678)546-9415 Fax:
Requested Due Date:	

Section B
Required Project Information:

Report To:	Kevin Stephenson
Copy To:	
Purchase Order #:	
Project Name:	Bowen AP
Project #:	

Section C
Invoice Information:

Attention:	
Company Name:	
Address:	
Pace Quote:	
Pace Project Manager:	nicole.d'oleo@pacelabs.com
Pace Profile #:	10844-6

Regulatory Agency:

State / Location: GA

ITEM #	SAMPLE ID (One Character per box. (A-Z, 0-9 / , -) Sample Ids must be unique)	MATRIX CODE (see valid codes to left)	SAMPLE TYPE (G=GRAB C=COMP)	COLLECTED START DATE	COLLECTED START TIME	COLLECTED END DATE	COLLECTED END TIME	SAMPLE TEMP AT COLLECTION	# OF CONTAINERS	Preservatives: Unpreserved	H2SO4	HNO3	HCl	NaOH	Na2S2O3	Methanol	Other	Analyses Test Y/N	TDS	App III/IV Metals	Cl, F, SO4	RAD 9315/9320	Residual Chlorine (Y/N)	
37	BGWC-49D	WT		2/17/22	1156				5	2		3							x	x	x	x		7.57
38	~~BGWC-50D~~	WT																	x	x	x	x		
39	~~BGWC-51~~	WT																	x	x	x	x		
40	~~BGWC-52~~	WT																	x	x	x	x		
41	~~DUP-1~~	WT																	x	x	x	x		
42	~~DUP-2~~	WT																	x	x	x	x		
43	~~DUP-3~~	WT																	x	x	x	x		
44	DUP-4	WT		2/17/22	—				5	2		3							x	x	x	x		
45	~~FB-1~~	WT																	x	x	x	x		
46	~~FB-2~~	WT																	x	x	x	x		
47	~~FB-3~~	WT																	x	x	x	x		
48	~~FB-4~~	WT																	x	x	x	x		

ADDITIONAL COMMENTS	RELINQUISHED BY / AFFILIATION	DATE	TIME	ACCEPTED BY / AFFILIATION	DATE	TIME	SAMPLE CONDITIONS
	Kevin Stephenson	2/18/22	0952	Barry Kay - PACE	2/18/22	0952	
	Barry Kay - PACE	2/18/22	11:56	Charles Hall	2/18/22	09:52	
					2/18/22	1156	

SAMPLER NAME AND SIGNATURE

PRINT Name of SAMPLER: Meredith Duncan, William Laaker

SIGNATURE of SAMPLER: Meredith Duncan

DATE Signed: 2/17/22

TEMP in C | Received on Ice (Y/N) | Custody Sealed Cooler (Y/N) | Samples Intact (Y/N)

Pace Analytical

CHAIN-OF-CUSTODY / Analytical Request Document

The Chain-of-Custody is a LEGAL DOCUMENT. All relevant fields must be completed accurately.

Submitting a sample via this chain of custody constitutes acknowledgment and acceptance of the Pace Terms and Conditions found at https://info.pacelabs.com/hubfs/pas-standard-terms.pdf.

Page : 4 Of 4

Section A — Required Client Information:

Company:	Georgia Power
Address:	1003 Weatherstone Parkway
Woodstock, GA 30188	
Email:	kevin.stephenson@resoluteenv.com
Phone:	(678)548-9415 Fax:
Requested Due Date:	

Section B — Required Project Information:

Report To:	Kevin Stephenson
Copy To:	
Purchase Order #:	
Project Name:	Bowen AP
Project #:	

Section C — Invoice Information:

Attention:	
Company Name:	
Address:	
Pace Quote:	
Pace Project Manager:	nicole.d'oleo@pacelabs.com,
Pace Profile #:	10844-6

Regulatory Agency
State / Location
GA

ITEM #	SAMPLE ID (One Character per box. (A-Z, 0-9 / , -) Sample Ids must be unique)	MATRIX CODE (see valid codes to left)	SAMPLE TYPE (G=GRAB C=COMP)	COLLECTED START DATE	COLLECTED START TIME	COLLECTED END DATE	COLLECTED END TIME	SAMPLE TEMP AT COLLECTION	# OF CONTAINERS	Preservatives: Unpreserved	H2SO4	HNO3	HCl	NaOH	Na2S2O3	Methanol	Other	Analyses Test Y/N	TDS	App III/IV Metals	Cl, F, SO4	RAD 9315/9320	Residual Chlorine (Y/N)
37	~~GGWC-49D~~	WT																	X	X	X	X	
38	~~GGWC-50D~~	WT																	X	X	X	X	
39	~~GGWC-51~~	WT																	X	X	X	X	
40	~~GGWC-52~~	WT																	X	X	X	X	
41	~~DUP-1~~	WT																	X	X	X	X	
42	~~DUP-2~~	WT																	X	X	X	X	
43	DUP-3	WT		2/15/22	—				5	2		3							X	X	X	X	
44	~~DUP-4~~	WT																	X	X	X	X	
45	~~FB-1~~	WT																	X	X	X	X	
46	~~FB-2~~	WT																	X	X	X	X	
47	~~FB-3~~	WT																	X	X	X	X	
48	~~FB-4~~	WT																	X	X	X	X	

Requested Analysis Filtered (Y/N)

ADDITIONAL COMMENTS	RELINQUISHED BY / AFFILIATION	DATE	TIME	ACCEPTED BY / AFFILIATION	DATE	TIME	SAMPLE CONDITIONS
	Kevin Stephenson	2/18/22	0952	Barry King - PACE	2/18/22	0950	
	Barry King - PACE	2/18/22	11:56	Charles Hunter	2/18/22	7:56	

SAMPLER NAME AND SIGNATURE

PRINT Name of SAMPLER: William Laaker, Meredith Duncan

SIGNATURE of SAMPLER: [signature] DATE Signed: 2/15/22

TEMP in C | Received on Ice (Y/N) | Custody Sealed Cooler (Y/N) | Samples Intact (Y/N)

PaceAnalytical

CHAIN-OF-CUSTODY / Analytical Request Document

The Chain-of-Custody is a LEGAL DOCUMENT. All relevant fields must be completed accurately.

Submitting a sample via this chain of custody constitutes acknowledgment and acceptance of the Pace Terms and Conditions found at https://info.pacelabs.com/hubfs/pas-standard-terms.pdf.

Page : 5 Of 5

Section A — Required Client Information:

Company:	Georgia Power
Address:	1003 Weatherstone Parkway
	Woodstock, GA 30188
Email:	kevin.stephenson@resolutecenv.com
Phone:	(678)548-9415 Fax:
Requested Due Date:	

Section B — Required Project Information:

Report To:	Kevin Stephenson
Copy To:	
Purchase Order #:	
Project Name:	Bowen AP
Project #:	

Section C — Invoice Information:

Attention:	
Company Name:	
Address:	
Pace Quote:	
Pace Project Manager:	nicole.d'oleo@pacelabs.com
Pace Profile #:	10844-6

Regulatory Agency
State / Location
GA

Requested Analysis Filtered (Y/N): Y/N

ITEM #	SAMPLE ID (One Character per box, (A-Z, 0-9 / , -), Sample Ids must be unique)	MATRIX CODE (see valid codes to left)	SAMPLE TYPE (G=GRAB C=COMP)	COLLECTED START DATE	COLLECTED START TIME	COLLECTED END DATE	COLLECTED END TIME	SAMPLE TEMP AT COLLECTION	# OF CONTAINERS	Preservatives: Unpreserved	H2SO4	HNO3	HCl	NaOH	Na2S2O3	Methanol	Other	Analysis Test: TDS	App III/IV Metals	Cl, F, SO4	RAD 9315/9320	Residual Chlorine (Y/N)
49	FB-5	WT		2/15/22	1600				5	2		3						X	X	X	X	
50	~~FB-6~~	WT																X	X	X	X	
51	~~FB-3~~	WT																X	X	X	X	
52	~~EB-1~~	WT																X	X	X	X	
53	EB-2	WT		2/15/22	1610				5	2		3						X	X	X	X	
54	~~EB-3~~	WT																X	X	X	X	
55	~~EB-4~~	WT																X	X	X	X	
56	~~EB-5~~	WT																X	X	X	X	
57	~~EB-6~~	WT																X	X	X	X	
58																						
59																						
60																						

Matrix Codes: Drinking Water DW; Water WT; Waste Water WW; Product P; Soil/Solid SL; Oil OL; Wipe WP; Air AR; Other OT; Tissue TS

ADDITIONAL COMMENTS	RELINQUISHED BY / AFFILIATION	DATE	TIME	ACCEPTED BY / AFFILIATION	DATE	TIME	SAMPLE CONDITIONS
	[illegible]	2/18/22	0952	Gary King	2/18/22	1152	
	Gary King - Pace	2/18/22	11:56	[illegible]	2/18/22	1176	

SAMPLER NAME AND SIGNATURE

PRINT Name of SAMPLER: William Lanker, Meredith Duncan

SIGNATURE of SAMPLER: [signature] DATE Signed: 2/15/22

TEMP in C | Received on Ice (Y/N) | Custody Sealed Cooler (Y/N) | Samples Intact (Y/N)

Pace Analytical
www.pacelabs.com

CHAIN-OF-CUSTODY / Analytical Request Document

The Chain-of-Custody is a LEGAL DOCUMENT. All relevant fields must be completed accurately.

Submitting a sample via this chain of custody constitutes acknowledgment and acceptance of the Pace Terms and Conditions found at https://info.pacelabs.com/hubfs/pas-standard-terms.pdf.

Page : 5 Of 5

Section A
Required Client Information:

Company:	Georgia Power
Address:	1003 Weatherstone Parkway
	Woodstock, GA 30188
Email:	kevin.stephenson@resoluteenv.com
Phone:	(678)548-9415 Fax:
Requested Due Date:	

Section B
Required Project Information:

Report To:	Kevin Stephenson
Copy To:	
Purchase Order #:	
Project Name:	Bowen AP
Project #:	

Section C
Invoice Information:

Attention:	
Company Name:	
Address:	
Pace Quote:	
Pace Project Manager:	nicole.d'oleo@pacelabs.com
Pace Profile #:	10644-6

Regulatory Agency
State / Location
GA

MATRIX CODE: Drinking Water DW; Water WT; Waste Water WW; Product P; Soil/Solid SL; Oil OL; Wipe WP; Air AR; Other OT; Tissue TS

SAMPLE TYPE (G=GRAB C=COMP)

ITEM #	SAMPLE ID (One Character per box. (A-Z, 0-9 / , -) Sample Ids must be unique)	MATRIX CODE	SAMPLE TYPE	COLLECTED START DATE	COLLECTED START TIME	COLLECTED END DATE	COLLECTED END TIME	SAMPLE TEMP AT COLLECTION	# OF CONTAINERS	Unpreserved	H2SO4	HNO3	HCl	NaOH	Na2S2O3	Methanol	Other	Analysis Test (Y/N)	TDS	App III/IV Metals	CL F, SO4	RAD 9315/9320	Residual Chlorine (Y/N)
49	~~FB-5~~	WT																					
50	FB-6	WT		2/16/22	1455				5	2		3							X	X	X	X	
51	~~FB-7~~	WT																	X	X	X	X	
52	~~EB-1~~	WT																	X	X	X	X	
53	~~EB-2~~	WT																	X	X	X	X	
54	EB-3	WT		2/16/22	1510				5	2		3							X	X	X	X	
55	~~EB-4~~	WT																	X	X	X	X	
56	~~EB-5~~	WT																	X	X	X	X	
57	~~FB-8~~	WT																	X	X	X	X	
58																							
59																							
60																							

ADDITIONAL COMMENTS	RELINQUISHED BY / AFFILIATION	DATE	TIME	ACCEPTED BY / AFFILIATION	DATE	TIME
	Kevin Stephenson	2/16/22	0952	Bay Kay - PACE	2/16/22	0952
	Bay Kay - PACE	2/17/22	11:20	Chad Jenkins	2/18/22	1156

SAMPLE CONDITIONS

TEMP in C	Received on Ice (Y/N)	Custody Sealed Cooler (Y/N)	Samples Intact (Y/N)

SAMPLER NAME AND SIGNATURE

PRINT Name of SAMPLER: William Lasker, Kevin Stephenson, Meredith Duncan

SIGNATURE of SAMPLER: [signature] DATE Signed: 2/16/22

Pace Analytical
www.pacelabs.com

CHAIN-OF-CUSTODY / Analytical Request Document

The Chain-of-Custody is a LEGAL DOCUMENT. All relevant fields must be completed accurately.

Submitting a sample via this chain of custody constitutes acknowledgment and acceptance of the Pace Terms and Conditions found at https://info.pacelabs.com/hubfs/pas-standard-terms.pdf.

Page : 5 Of 5

Section A
Required Client Information:

Company:	Georgia Power
Address:	1003 Weatherstone Parkway
	Woodstock, GA 30188
Email:	kevin.stephenson@resolutaenv.com
Phone:	(678)548-9415 Fax:
Requested Due Date:	

Section B
Required Project Information:

Report To:	Kevin Stephenson
Copy To:	
Purchase Order #:	
Project Name:	Bowen AP
Project #:	

Section C
Invoice Information:

Attention:	
Company Name:	
Address:	
Pace Quote:	
Pace Project Manager:	nicole.d'oleo@pacelabs.com
Pace Profile #:	10844-6

Regulatory Agency
State / Location
GA

SAMPLE ID
One Character per box.
(A-Z, 0-9 / , -)
Sample Ids must be unique

MATRIX	CODE
Drinking Water	DW
Water	WT
Waste Water	WW
Product	P
Soil/Solid	SL
Oil	OL
Wipe	WP
Air	AR
Other	OT
Tissue	TS

ITEM #	SAMPLE ID	MATRIX CODE (see valid codes to left)	SAMPLE TYPE (G=GRAB C=COMP)	COLLECTED START DATE	COLLECTED START TIME	COLLECTED END DATE	COLLECTED END TIME	SAMPLE TEMP AT COLLECTION	# OF CONTAINERS	Preservatives: Unpreserved	H2SO4	HNO3	HCl	NaOH	Na2S2O3	Methanol	Other	Analysis Test Y/N	TDS	App III/IV Metals	CL F, SO4	RAD 9315/9320	Residual Chlorine (Y/N)
49	~~FB-3~~	WT																					
50	~~FB-6~~	WT																	X	X	X	X	
51	FB-7	WT		2/17/22	1320				5	2		3							X	X	X	X	
52	~~EB-1~~	WT																	X	X	X	X	
53	~~EB-2~~	WT																	X	X	X	X	
54	~~EB-3~~	WT																	X	X	X	X	
55	EB-4	WT		2/17/22	1330				5	2		3							X	X	X	X	
56	~~EB-5~~	WT																	X	X	X	X	
57	~~FB-6~~	WT																	X	X	X	X	
58																			X	X	X	X	
59																							
60																							

Requested Analysis Filtered (Y/N)

ADDITIONAL COMMENTS	RELINQUISHED BY / AFFILIATION	DATE	TIME	ACCEPTED BY / AFFILIATION	DATE	TIME	SAMPLE CONDITIONS
	Kevin Stephenson	2/18/22	0952	Benj King	2/18/22	0952	
	Benj King - PDF	2/18/22	11:56	Charles Hulls	2/18/22	1158	

SAMPLER NAME AND SIGNATURE

PRINT Name of SAMPLER: Meredith Duncan, William Loaker

SIGNATURE of SAMPLER: Meredith Duncan

DATE Signed: 2/17/22

TEMP in C | Received on Ice (Y/N) | Custody Sealed Cooler (Y/N) | Samples Intact (Y/N)

Quality Control Sample Performance Assessment

Pace Analytical
www.pacelabs.com

Test:	Ra-226
Analyst:	JC2
Date:	3/12/2022
Worklist:	65468
Matrix:	DW

Analyst Must Manually Enter All Fields Highlighted in Yellow.

Method Blank Assessment	
MB Sample ID	2364146
MB concentration:	0.005
M/B Counting Uncertainty:	0.061
MB MDC:	0.169
MB Numerical Performance Indicator:	0.15
MB Status vs Numerical Indicator:	N/A
MB Status vs. MDC:	Pass

Laboratory Control Sample Assessment	LCSD (Y or N)?	Y
	LCS65468	LCSD65468
Count Date:	3/23/2022	3/23/2022
Spike I.D.:	19-033	19-033
Decay Corrected Spike Concentration (pCi/mL):	24.029	24.029
Volume Used (mL):	0.10	0.10
Aliquot Volume (L, g, F):	0.506	0.517
Target Conc. (pCi/L, g, F):	4.749	4.647
Uncertainty (Calculated):	0.057	0.056
Result (pCi/L, g, F):	5.023	4.750
LCS/LCSD Counting Uncertainty (pCi/L, g, F):	0.493	0.474
Numerical Performance Indicator:	1.08	0.42
Percent Recovery:	105.75%	102.22%
Status vs Numerical Indicator:	N/A	N/A
Status vs Recovery:	Pass	Pass
Upper % Recovery Limits:	125%	125%
Lower % Recovery Limits:	75%	75%

Sample Matrix Spike Control Assessment	MS/MSD 1	MS/MSD 2
Sample Collection Date:		
Sample I.D.		
Sample MS I.D.		
Sample MSD I.D.		
Spike I.D.:		
MS/MSD Decay Corrected Spike Concentration (pCi/mL):		
Spike Volume Used in MS (mL):		
Spike Volume Used in MSD (mL):		
MS Aliquot (L, g, F):		
MS Target Conc.(pCi/L, g, F):		
MSD Aliquot (L, g, F):		
MSD Target Conc. (pCi/L, g, F):		
MS Spike Uncertainty (calculated):		
MSD Spike Uncertainty (calculated):		
Sample Result:		
Sample Result Counting Uncertainty (pCi/L, g, F):		
Sample Matrix Spike Result:		
Matrix Spike Result Counting Uncertainty (pCi/L, g, F):		
Sample Matrix Spike Duplicate Result:		
Matrix Spike Duplicate Result Counting Uncertainty (pCi/L, g, F):		
MS Numerical Performance Indicator:		
MSD Numerical Performance Indicator:		
MS Percent Recovery:		
MSD Percent Recovery:		
MS Status vs Numerical Indicator:		
MSD Status vs Numerical Indicator:		
MS Status vs Recovery:		
MSD Status vs Recovery:		
MS/MSD Upper % Recovery Limits:		
MS/MSD Lower % Recovery Limits:		

Duplicate Sample Assessment		
Sample I.D.:	LCS65468	92587874028
Duplicate Sample I.D.	LCSD65468	92587874028DUP
Sample Result (pCi/L, g, F):	5.023	0.036
Sample Result Counting Uncertainty (pCi/L, g, F):	0.493	0.066
Sample Duplicate Result (pCi/L, g, F):	4.750	-0.047
Sample Duplicate Result Counting Uncertainty (pCi/L, g, F):	0.474	0.067
Are sample and/or duplicate results below RL?	NO	See Below ##
Duplicate Numerical Performance Indicator:	0.780	1.750
(Based on the LCS/LCSD Percent Recoveries) Duplicate RPD:	3.40%	-1554.59%
Duplicate Status vs Numerical Indicator:	N/A	N/A
Duplicate Status vs RPD:	Pass	Pass
% RPD Limit:	25%	25%

Matrix Spike/Matrix Spike Duplicate Sample Assessment		
Sample I.D.		
Sample MS I.D.		
Sample MSD I.D.		
Sample Matrix Spike Result:		
Matrix Spike Result Counting Uncertainty (pCi/L, g, F):		
Sample Matrix Spike Duplicate Result:		
Matrix Spike Duplicate Result Counting Uncertainty (pCi/L, g, F):		
Duplicate Numerical Performance Indicator:		
(Based on the Percent Recoveries) MS/ MSD Duplicate RPD:		
MS/ MSD Duplicate Status vs Numerical Indicator:		
MS/ MSD Duplicate Status vs RPD:		
% RPD Limit:		

Evaluation of duplicate precision is not applicable if either the sample or duplicate results are below the MDC.

Comments:

M 3/23/22

LAm 3/23/22

Quality Control Sample Performance Assessment

Pace Analytical
www.pacelabs.com

Test:	Ra-226
Analyst:	JC2
Date:	3/9/2022
Worklist:	65377
Matrix:	DW

Analyst Must Manually Enter All Fields Highlighted in Yellow.

Method Blank Assessment	
MB Sample ID	2358737
MB concentration:	0.016
M/B Counting Uncertainty:	0.060
MB MDC:	0.155
MB Numerical Performance Indicator:	0.53
MB Status vs Numerical Indicator:	N/A
MB Status vs. MDC:	Pass

Laboratory Control Sample Assessment	LCSD (Y or N)?	Y
	LCS65377	LCSD65377
Count Date:	3/21/2022	3/21/2022
Spike I.D.:	19-033	19-033
Decay Corrected Spike Concentration (pCi/mL):	24.029	24.029
Volume Used (mL):	0.10	0.10
Aliquot Volume (L, g, F):	0.512	0.511
Target Conc. (pCi/L, g, F):	4.689	4.702
Uncertainty (Calculated):	0.056	0.056
Result (pCi/L, g, F):	4.403	4.735
LCS/LCSD Counting Uncertainty (pCi/L, g, F):	0.458	0.474
Numerical Performance Indicator:	-1.22	0.13
Percent Recovery:	93.89%	100.69%
Status vs Numerical Indicator:	N/A	N/A
Status vs Recovery:	Pass	Pass
Upper % Recovery Limits:	125%	125%
Lower % Recovery Limits:	75%	75%

Sample Matrix Spike Control Assessment	MS/MSD 1	MS/MSD 2
Sample Collection Date:		
Sample I.D.		
Sample MS I.D.		
Sample MSD I.D.		
Spike I.D.:		
MS/MSD Decay Corrected Spike Concentration (pCi/mL):		
Spike Volume Used in MS (mL):		
Spike Volume Used in MSD (mL):		
MS Aliquot (L, g, F):		
MS Target Conc.(pCi/L, g, F):		
MSD Aliquot (L, g, F):		
MSD Target Conc. (pCi/L, g, F):		
MS Spike Uncertainty (calculated):		
MSD Spike Uncertainty (calculated):		
Sample Result:		
Sample Result Counting Uncertainty (pCi/L, g, F):		
Sample Matrix Spike Result:		
Matrix Spike Result Counting Uncertainty (pCi/L, g, F):		
Sample Matrix Spike Duplicate Result:		
Matrix Spike Duplicate Result Counting Uncertainty (pCi/L, g, F):		
MS Numerical Performance Indicator:		
MSD Numerical Performance Indicator:		
MS Percent Recovery:		
MSD Percent Recovery:		
MS Status vs Numerical Indicator:		
MSD Status vs Numerical Indicator:		
MS Status vs Recovery:		
MSD Status vs Recovery:		
MS/MSD Upper % Recovery Limits:		
MS/MSD Lower % Recovery Limits:		

Duplicate Sample Assessment		
Sample I.D.:	LCS65377	92587874049
Duplicate Sample I.D.	LCSD65377	92587874049DUP
Sample Result (pCi/L, g, F):	4.403	0.817
Sample Result Counting Uncertainty (pCi/L, g, F):	0.458	0.205
Sample Duplicate Result (pCi/L, g, F):	4.735	0.837
Sample Duplicate Result Counting Uncertainty (pCi/L, g, F):	0.474	0.210
Are sample and/or duplicate results below RL?	NO	See Below ##
Duplicate Numerical Performance Indicator:	-0.987	-0.131
(Based on the LCS/LCSD Percent Recoveries) Duplicate RPD:	6.99%	2.38%
Duplicate Status vs Numerical Indicator:	N/A	N/A
Duplicate Status vs RPD:	Pass	Pass
% RPD Limit:	25%	25%

Matrix Spike/Matrix Spike Duplicate Sample Assessment		
Sample I.D.		
Sample MS I.D.		
Sample MSD I.D.		
Sample Matrix Spike Result:		
Matrix Spike Result Counting Uncertainty (pCi/L, g, F):		
Sample Matrix Spike Duplicate Result:		
Matrix Spike Duplicate Result Counting Uncertainty (pCi/L, g, F):		
Duplicate Numerical Performance Indicator:		
(Based on the Percent Recoveries) MS/ MSD Duplicate RPD:		
MS/ MSD Duplicate Status vs Numerical Indicator:		
MS/ MSD Duplicate Status vs RPD:		
% RPD Limit:		

Evaluation of duplicate precision is not applicable if either the sample or duplicate results are below the MDC.

Comments:

CR 4/12/22

Quality Control Sample Performance Assessment

Pace Analytical
www.pacelabs.com

Test:	Ra-226
Analyst:	JC2
Date:	2/28/2022
Worklist:	65296
Matrix:	DW

Analyst Must Manually Enter All Fields Highlighted in Yellow.

Method Blank Assessment	
MB Sample ID	2353261
MB concentration:	0.055
M/B Counting Uncertainty:	0.068
MB MDC:	0.137
MB Numerical Performance Indicator:	1.59
MB Status vs Numerical Indicator:	N/A
MB Status vs. MDC:	Pass

Laboratory Control Sample Assessment	LCSD (Y or N)?	Y
	LCS65296	LCSD65296
Count Date:	3/18/2022	3/18/2022
Spike I.D.:	19-033	19-033
Decay Corrected Spike Concentration (pCi/mL):	24.029	24.029
Volume Used (mL):	0.10	0.10
Aliquot Volume (L, g, F):	0.517	0.504
Target Conc. (pCi/L, g, F):	4.644	4.766
Uncertainty (Calculated):	0.056	0.057
Result (pCi/L, g, F):	4.856	4.959
LCS/LCSD Counting Uncertainty (pCi/L, g, F):	0.469	0.460
Numerical Performance Indicator:	0.88	0.82
Percent Recovery:	104.58%	104.05%
Status vs Numerical Indicator:	N/A	N/A
Status vs Recovery:	Pass	Pass
Upper % Recovery Limits:	125%	125%
Lower % Recovery Limits:	75%	75%

Sample Matrix Spike Control Assessment	MS/MSD 1	MS/MSD 2
Sample Collection Date:		
Sample I.D.:		
Sample MS I.D.:		
Sample MSD I.D.:		
Spike I.D.:		
MS/MSD Decay Corrected Spike Concentration (pCi/mL):		
Spike Volume Used in MS (mL):		
Spike Volume Used in MSD (mL):		
MS Aliquot (L, g, F):		
MS Target Conc.(pCi/L, g, F):		
MSD Aliquot (L, g, F):		
MSD Target Conc. (pCi/L, g, F):		
MS Spike Uncertainty (calculated):		
MSD Spike Uncertainty (calculated):		
Sample Result:		
Sample Result Counting Uncertainty (pCi/L, g, F):		
Sample Matrix Spike Result:		
Matrix Spike Result Counting Uncertainty (pCi/L, g, F):		
Sample Matrix Spike Duplicate Result:		
Matrix Spike Duplicate Result Counting Uncertainty (pCi/L, g, F):		
MS Numerical Performance Indicator:		
MSD Numerical Performance Indicator:		
MS Percent Recovery:		
MSD Percent Recovery:		
MS Status vs Numerical Indicator:		
MSD Status vs Numerical Indicator:		
MS Status vs Recovery:		
MSD Status vs Recovery:		
MS/MSD Upper % Recovery Limits:		
MS/MSD Lower % Recovery Limits:		

Duplicate Sample Assessment		
Sample I.D.:	LCS65296	92587874001
Duplicate Sample I.D.	LCSD65296	92587874001DUP
Sample Result (pCi/L, g, F):	4.856	0.180
Sample Result Counting Uncertainty (pCi/L, g, F):	0.469	0.113
Sample Duplicate Result (pCi/L, g, F):	4.959	0.244
Sample Duplicate Result Counting Uncertainty (pCi/L, g, F):	0.460	0.119
Are sample and/or duplicate results below RL?	NO	See Below ##
Duplicate Numerical Performance Indicator:	-0.305	-0.761
(Based on the LCS/LCSD Percent Recoveries) Duplicate RPD:	0.51%	30.04%
Duplicate Status vs Numerical Indicator:	N/A	N/A
Duplicate Status vs RPD:	Pass	~~Fail***~~
% RPD Limit:	25%	25%

Matrix Spike/Matrix Spike Duplicate Sample Assessment		
Sample I.D.		
Sample MS I.D.		
Sample MSD I.D.		
Sample Matrix Spike Result:		
Matrix Spike Result Counting Uncertainty (pCi/L, g, F):		
Sample Matrix Spike Duplicate Result:		
Matrix Spike Duplicate Result Counting Uncertainty (pCi/L, g, F):		
Duplicate Numerical Performance Indicator:		
(Based on the Percent Recoveries) MS/ MSD Duplicate RPD:		
MS/ MSD Duplicate Status vs Numerical Indicator:		
MS/ MSD Duplicate Status vs RPD:		
% RPD Limit:		

Evaluation of duplicate precision is not applicable if either the sample or duplicate results are below the MDC.

Comments:

~~***Batch must be re-prepped due to unacceptable precision.~~ results < MDC, NA

Qu 3/24/22

Quality Control Sample Performance Assessment

Test:	Ra-228
Analyst:	JSM
Date:	3/11/2022
Worklist:	65422
Matrix:	WT

Analyst Must Manually Enter All Fields Highlighted in Yellow.

Method Blank Assessment	
MB Sample ID	2362221
MB concentration:	0.179
M/B 2 Sigma CSU:	0.381
MB MDC:	0.881
MB Numerical Performance Indicator:	0.92
MB Status vs Numerical Indicator:	Pass
MB Status vs. MDC:	Pass

Laboratory Control Sample Assessment	LCSD (Y or N)?	Y
	LCS65422	**LCSD65422**
Count Date:	3/15/2022	3/15/2022
Spike I.D.:	22-016	22-016
Decay Corrected Spike Concentration (pCi/mL):	36.468	36.468
Volume Used (mL):	0.10	0.10
Aliquot Volume (L, g, F):	0.815	0.808
Target Conc. (pCi/L, g, F):	4.472	4.514
Uncertainty (Calculated):	0.219	0.221
Result (pCi/L, g, F):	3.133	3.508
LCS/LCSD 2 Sigma CSU (pCi/L, g, F):	0.751	0.815
Numerical Performance Indicator:	-3.35	-2.34
Percent Recovery:	70.06%	77.70%
Status vs Numerical Indicator:	N/A	N/A
Status vs Recovery:	Pass	Pass
Upper % Recovery Limits:	135%	135%
Lower % Recovery Limits:	60%	60%

Sample Matrix Spike Control Assessment	MS/MSD 1	MS/MSD 2
Sample Collection Date:		
Sample I.D.		
Sample MS I.D.		
Sample MSD I.D.		
Spike I.D.:		
MS/MSD Decay Corrected Spike Concentration (pCi/mL):		
Spike Volume Used in MS (mL):		
Spike Volume Used in MSD (mL):		
MS Aliquot (L, g, F):		
MS Target Conc.(pCi/L, g, F):		
MSD Aliquot (L, g, F):		
MSD Target Conc. (pCi/L, g, F):		
MS Spike Uncertainty (calculated):		
MSD Spike Uncertainty (calculated):		
Sample Result:		
Sample Result 2 Sigma CSU (pCi/L, g, F):		
Sample Matrix Spike Result:		
Matrix Spike Result 2 Sigma CSU (pCi/L, g, F):		
Sample Matrix Spike Duplicate Result:		
Matrix Spike Duplicate Result 2 Sigma CSU (pCi/L, g, F):		
MS Numerical Performance Indicator:		
MSD Numerical Performance Indicator:		
MS Percent Recovery:		
MSD Percent Recovery:		
MS Status vs Numerical Indicator:		
MSD Status vs Numerical Indicator:		
MS Status vs Recovery:		
MSD Status vs Recovery:		
MS/MSD Upper % Recovery Limits:		
MS/MSD Lower % Recovery Limits:		

Duplicate Sample Assessment		
Sample I.D.:	LCS65422	Enter Duplicate sample IDs if other than LCS/LCSD in the space below.
Duplicate Sample I.D.	LCSD65422	
Sample Result (pCi/L, g, F):	3.133	
Sample Result 2 Sigma CSU (pCi/L, g, F):	0.751	
Sample Duplicate Result (pCi/L, g, F):	3.508	
Sample Duplicate Result 2 Sigma CSU (pCi/L, g, F):	0.815	
Are sample and/or duplicate results below RL?	NO	
Duplicate Numerical Performance Indicator:	-0.662	
(Based on the LCS/LCSD Percent Recoveries) Duplicate RPD:	10.34%	
Duplicate Status vs Numerical Indicator:	Pass	
Duplicate Status vs RPD:	Pass	
% RPD Limit:	36%	

Matrix Spike/Matrix Spike Duplicate Sample Assessment		
Sample I.D.		
Sample MS I.D.		
Sample MSD I.D.		
Sample Matrix Spike Result:		
Matrix Spike Result 2 Sigma CSU (pCi/L, g, F):		
Sample Matrix Spike Duplicate Result:		
Matrix Spike Duplicate Result 2 Sigma CSU (pCi/L, g, F):		
Duplicate Numerical Performance Indicator:		
(Based on the Percent Recoveries) MS/ MSD Duplicate RPD:		
MS/ MSD Duplicate Status vs Numerical Indicator:		
MS/ MSD Duplicate Status vs RPD:		
% RPD Limit:		

Evaluation of duplicate precision is not applicable if either the sample or duplicate results are below the MDC.

Comments:

Quality Control Sample Performance Assessment

Pace Analytical
www.pacelabs.com

Test:	Ra-228
Analyst:	JSM
Date:	3/10/2022
Worklist:	65420
Matrix:	W I

Analyst Must Manually Enter All Fields Highlighted in Yellow.

Method Blank Assessment	
MB Sample ID	2362219
MB concentration:	0.369
M/B 2 Sigma CSU:	0.321
MB MDC:	0.644
MB Numerical Performance Indicator:	2.26
MB Status vs Numerical Indicator:	Warning
MB Status vs. MDC:	Pass

Laboratory Control Sample Assessment	LCSD (Y or N)?	Y
	LCS65420	LCSD65420
Count Date:	3/14/2022	3/14/2022
Spike I.D.:	22-016	22-016
Decay Corrected Spike Concentration (pCi/mL):	36.482	36.482
Volume Used (mL):	0.10	0.10
Aliquot Volume (L, g, F):	0.817	0.810
Target Conc. (pCi/L, g, F):	4.465	4.501
Uncertainty (Calculated):	0.219	0.221
Result (pCi/L, g, F):	4.305	3.914
LCS/LCSD 2 Sigma CSU (pCi/L, g, F):	0.990	0.916
Numerical Performance Indicator:	-0.31	-1.22
Percent Recovery:	96.41%	86.96%
Status vs Numerical Indicator:	N/A	N/A
Status vs Recovery:	Pass	Pass
Upper % Recovery Limits:	135%	135%
Lower % Recovery Limits:	60%	60%

Sample Matrix Spike Control Assessment	MS/MSD 1	MS/MSD 2
Sample Collection Date:		
Sample I.D.		
Sample MS I.D.		
Sample MSD I.D.		
Spike I.D.:		
MS/MSD Decay Corrected Spike Concentration (pCi/mL):		
Spike Volume Used in MS (mL):		
Spike Volume Used in MSD (mL):		
MS Aliquot (L, g, F):		
MS Target Conc.(pCi/L, g, F):		
MSD Aliquot (L, g, F):		
MSD Target Conc. (pCi/L, g, F):		
MS Spike Uncertainty (calculated):		
MSD Spike Uncertainty (calculated):		
Sample Result:		
Sample Result 2 Sigma CSU (pCi/L, g, F):		
Sample Matrix Spike Result:		
Matrix Spike Result 2 Sigma CSU (pCi/L, g, F):		
Sample Matrix Spike Duplicate Result:		
Matrix Spike Duplicate Result 2 Sigma CSU (pCi/L, g, F):		
MS Numerical Performance Indicator:		
MSD Numerical Performance Indicator:		
MS Percent Recovery:		
MSD Percent Recovery:		
MS Status vs Numerical Indicator:		
MSD Status vs Numerical Indicator:		
MS Status vs Recovery:		
MSD Status vs Recovery:		
MS/MSD Upper % Recovery Limits:		
MS/MSD Lower % Recovery Limits:		

Duplicate Sample Assessment		
Sample I.D.:	LCS65420	Enter Duplicate sample IDs if other than LCS/LCSD in the space below.
Duplicate Sample I.D.:	LCSD65420	
Sample Result (pCi/L, g, F):	4.305	
Sample Result 2 Sigma CSU (pCi/L, g, F):	0.990	
Sample Duplicate Result (pCi/L, g, F):	3.914	
Sample Duplicate Result 2 Sigma CSU (pCi/L, g, F):	0.916	
Are sample and/or duplicate results below RL?	NO	
Duplicate Numerical Performance Indicator:	0.568	
(Based on the LCS/LCSD Percent Recoveries) Duplicate RPD:	10.31%	
Duplicate Status vs Numerical Indicator:	Pass	
Duplicate Status vs RPD:	Pass	
% RPD Limit:	36%	

Matrix Spike/Matrix Spike Duplicate Sample Assessment		
Sample I.D.		
Sample MS I.D.		
Sample MSD I.D.		
Sample Matrix Spike Result:		
Matrix Spike Result 2 Sigma CSU (pCi/L, g, F):		
Sample Matrix Spike Duplicate Result:		
Matrix Spike Duplicate Result 2 Sigma CSU (pCi/L, g, F):		
Duplicate Numerical Performance Indicator:		
(Based on the Percent Recoveries) MS/ MSD Duplicate RPD:		
MS/ MSD Duplicate Status vs Numerical Indicator:		
MS/ MSD Duplicate Status vs RPD:		
% RPD Limit:		

Evaluation of duplicate precision is not applicable if either the sample or duplicate results are below the MDC.

Comments:

JM 3/15/22

JM 3/18/22

Quality Control Sample Performance Assessment

Pace Analytical
www.pacelabs.com

Test:	Ra-228
Analyst:	VAL
Date:	3/10/2022
Worklist:	65421
Matrix:	W I

Analyst Must Manually Enter All Fields Highlighted in Yellow.

Method Blank Assessment	
MB Sample ID	2362220
MB concentration:	-0.056
M/B 2 Sigma CSU:	0.266
MB MDC:	0.648
MB Numerical Performance Indicator:	-0.41
MB Status vs Numerical Indicator:	Pass
MB Status vs. MDC:	Pass

Laboratory Control Sample Assessment	LCSD (Y or N)?	Y
	LCS65421	LCSD65421
Count Date:	3/14/2022	3/14/2022
Spike I.D.:	22-016	22-016
Decay Corrected Spike Concentration (pCi/mL):	36.480	36.480
Volume Used (mL):	0.10	0.10
Aliquot Volume (L, g, F):	0.824	0.805
Target Conc. (pCi/L, g, F):	4.426	4.530
Uncertainty (Calculated):	0.217	0.222
Result (pCi/L, g, F):	3.918	4.423
LCS/LCSD 2 Sigma CSU (pCi/L, g, F):	0.998	1.084
Numerical Performance Indicator:	-0.98	-0.19
Percent Recovery:	88.52%	97.64%
Status vs Numerical Indicator:	N/A	N/A
Status vs Recovery:	Pass	Pass
Upper % Recovery Limits:	135%	135%
Lower % Recovery Limits:	60%	60%

Sample Matrix Spike Control Assessment	MS/MSD 1	MS/MSD 2
Sample Collection Date:		
Sample I.D.		
Sample MS I.D.		
Sample MSD I.D.		
Spike I.D.:		
MS/MSD Decay Corrected Spike Concentration (pCi/mL):		
Spike Volume Used in MS (mL):		
Spike Volume Used in MSD (mL):		
MS Aliquot (L, g, F):		
MS Target Conc.(pCi/L, g, F):		
MSD Aliquot (L, g, F):		
MSD Target Conc. (pCi/L, g, F):		
MS Spike Uncertainty (calculated):		
MSD Spike Uncertainty (calculated):		
Sample Result:		
Sample Result 2 Sigma CSU (pCi/L, g, F):		
Sample Matrix Spike Result:		
Matrix Spike Result 2 Sigma CSU (pCi/L, g, F):		
Sample Matrix Spike Duplicate Result:		
Matrix Spike Duplicate Result 2 Sigma CSU (pCi/L, g, F):		
MS Numerical Performance Indicator:		
MSD Numerical Performance Indicator:		
MS Percent Recovery:		
MSD Percent Recovery:		
MS Status vs Numerical Indicator:		
MSD Status vs Numerical Indicator:		
MS Status vs Recovery:		
MSD Status vs Recovery:		
MS/MSD Upper % Recovery Limits:		
MS/MSD Lower % Recovery Limits:		

Duplicate Sample Assessment		
Sample I.D.:	LCS65421	Enter Duplicate sample IDs if other than LCS/LCSD in the space below.
Duplicate Sample I.D.	LCSD65421	
Sample Result (pCi/L, g, F):	3.918	
Sample Result 2 Sigma CSU (pCi/L, g, F):	0.998	
Sample Duplicate Result (pCi/L, g, F):	4.423	
Sample Duplicate Result 2 Sigma CSU (pCi/L, g, F):	1.084	
Are sample and/or duplicate results below RL?	NO	
Duplicate Numerical Performance Indicator:	-0.672	
(Based on the LCS/LCSD Percent Recoveries) Duplicate RPD:	9.81%	
Duplicate Status vs Numerical Indicator:	Pass	
Duplicate Status vs RPD:	Pass	
% RPD Limit:	36%	

Matrix Spike/Matrix Spike Duplicate Sample Assessment		
Sample I.D.		
Sample MS I.D.		
Sample MSD I.D.		
Sample Matrix Spike Result:		
Matrix Spike Result 2 Sigma CSU (pCi/L, g, F):		
Sample Matrix Spike Duplicate Result:		
Matrix Spike Duplicate Result 2 Sigma CSU (pCi/L, g, F):		
Duplicate Numerical Performance Indicator:		
(Based on the Percent Recoveries) MS/ MSD Duplicate RPD:		
MS/ MSD Duplicate Status vs Numerical Indicator:		
MS/ MSD Duplicate Status vs RPD:		
% RPD Limit:		

Evaluation of duplicate precision is not applicable if either the sample or duplicate results are below the MDC.

Comments:

3/15/22

3/18/22

Quality Control Sample Performance Assessment

Pace Analytical
www.pacelabs.com

Test:	Ra-228
Analyst:	JSM
Date:	3/3/2022
Worklist:	65311
Matrix:	W I

Analyst Must Manually Enter All Fields Highlighted in Yellow.

Method Blank Assessment	
MB Sample ID	2353494
MB concentration:	0.240
M/B 2 Sigma CSU:	0.292
MB MDC:	0.616
MB Numerical Performance Indicator:	1.61
MB Status vs Numerical Indicator:	Pass
MB Status vs. MDC:	Pass

Laboratory Control Sample Assessment	LCSD (Y or N)?	Y
	LCS65311	LCSD65311
Count Date:	3/7/2022	3/7/2022
Spike I.D.:	21-029	21-029
Decay Corrected Spike Concentration (pCi/mL):	36.090	36.090
Volume Used (mL):	0.10	0.10
Aliquot Volume (L, g, F):	0.816	0.828
Target Conc. (pCi/L, g, F):	4.422	4.358
Uncertainty (Calculated):	0.217	0.214
Result (pCi/L, g, F):	4.013	4.541
LCS/LCSD 2 Sigma CSU (pCi/L, g, F):	0.936	1.026
Numerical Performance Indicator:	-0.83	0.34
Percent Recovery:	90.76%	104.22%
Status vs Numerical Indicator:	N/A	N/A
Status vs Recovery:	Pass	Pass
Upper % Recovery Limits:	135%	135%
Lower % Recovery Limits:	60%	60%

Sample Matrix Spike Control Assessment	MS/MSD 1	MS/MSD 2
Sample Collection Date:		
Sample I.D.		
Sample MS I.D.		
Sample MSD I.D.		
Spike I.D.:		
MS/MSD Decay Corrected Spike Concentration (pCi/mL):		
Spike Volume Used in MS (mL):		
Spike Volume Used in MSD (mL):		
MS Aliquot (L, g, F):		
MS Target Conc.(pCi/L, g, F):		
MSD Aliquot (L, g, F):		
MSD Target Conc. (pCi/L, g, F):		
MS Spike Uncertainty (calculated):		
MSD Spike Uncertainty (calculated):		
Sample Result:		
Sample Result 2 Sigma CSU (pCi/L, g, F):		
Sample Matrix Spike Result:		
Matrix Spike Result 2 Sigma CSU (pCi/L, g, F):		
Sample Matrix Spike Duplicate Result:		
Matrix Spike Duplicate Result 2 Sigma CSU (pCi/L, g, F):		
MS Numerical Performance Indicator:		
MSD Numerical Performance Indicator:		
MS Percent Recovery:		
MSD Percent Recovery:		
MS Status vs Numerical Indicator:		
MSD Status vs Numerical Indicator:		
MS Status vs Recovery:		
MSD Status vs Recovery:		
MS/MSD Upper % Recovery Limits:		
MS/MSD Lower % Recovery Limits:		

Duplicate Sample Assessment		
Sample I.D.:	LCS65311	Enter Duplicate sample IDs if other than LCS/LCSD in the space below.
Duplicate Sample I.D.	LCSD65311	
Sample Result (pCi/L, g, F):	4.013	
Sample Result 2 Sigma CSU (pCi/L, g, F):	0.936	
Sample Duplicate Result (pCi/L, g, F):	4.541	
Sample Duplicate Result 2 Sigma CSU (pCi/L, g, F):	1.026	
Are sample and/or duplicate results below RL?	NO	
Duplicate Numerical Performance Indicator:	-0.745	
(Based on the LCS/LCSD Percent Recoveries) Duplicate RPD:	13.80%	
Duplicate Status vs Numerical Indicator:	Pass	
Duplicate Status vs RPD:	Pass	
% RPD Limit:	36%	

Matrix Spike/Matrix Spike Duplicate Sample Assessment		
Sample I.D.		
Sample MS I.D.		
Sample MSD I.D.		
Sample Matrix Spike Result:		
Matrix Spike Result 2 Sigma CSU (pCi/L, g, F):		
Sample Matrix Spike Duplicate Result:		
Matrix Spike Duplicate Result 2 Sigma CSU (pCi/L, g, F):		
Duplicate Numerical Performance Indicator:		
(Based on the Percent Recoveries) MS/ MSD Duplicate RPD:		
MS/ MSD Duplicate Status vs Numerical Indicator:		
MS/ MSD Duplicate Status vs RPD:		
% RPD Limit:		

Evaluation of duplicate precision is not applicable if either the sample or duplicate results are below the MDC.

Comments:

JM 3/8/22

JM 3/14/22

Quality Control Sample Performance Assessment

Pace Analytical
www.pacelabs.com

Test:	Ra-226
Analyst:	JC2
Date:	3/9/2022
Worklist:	65376
Matrix:	DW

Analyst Must Manually Enter All Fields Highlighted in Yellow.

Method Blank Assessment	
MB Sample ID	2358736
MB concentration:	0.041
M/B Counting Uncertainty:	0.070
MB MDC:	0.156
MB Numerical Performance Indicator:	1.15
MB Status vs Numerical Indicator:	N/A
MB Status vs. MDC:	Pass

Laboratory Control Sample Assessment	LCSD (Y or N)?	Y
	LCS65376	LCSD65376
Count Date:	3/21/2022	3/21/2022
Spike I.D.:	19-033	19-033
Decay Corrected Spike Concentration (pCi/mL):	24.029	24.029
Volume Used (mL):	0.10	0.10
Aliquot Volume (L, g, F):	0.505	0.503
Target Conc. (pCi/L, g, F):	4.754	4.773
Uncertainty (Calculated):	0.057	0.057
Result (pCi/L, g, F):	5.930	5.381
LCS/LCSD Counting Uncertainty (pCi/L, g, F):	0.544	0.520
Numerical Performance Indicator:	4.22	2.28
Percent Recovery:	124.74%	112.74%
Status vs Numerical Indicator:	N/A	N/A
Status vs Recovery:	Pass	Pass
Upper % Recovery Limits:	125%	125%
Lower % Recovery Limits:	75%	75%

Sample Matrix Spike Control Assessment	MS/MSD 1	MS/MSD 2
Sample Collection Date:		
Sample I.D.		
Sample MS I.D.		
Sample MSD I.D.		
Spike I.D.:		
MS/MSD Decay Corrected Spike Concentration (pCi/mL):		
Spike Volume Used in MS (mL):		
Spike Volume Used in MSD (mL):		
MS Aliquot (L, g, F):		
MS Target Conc.(pCi/L, g, F):		
MSD Aliquot (L, g, F):		
MSD Target Conc. (pCi/L, g, F):		
MS Spike Uncertainty (calculated):		
MSD Spike Uncertainty (calculated):		
Sample Result:		
Sample Result Counting Uncertainty (pCi/L, g, F):		
Sample Matrix Spike Result:		
Matrix Spike Result Counting Uncertainty (pCi/L, g, F):		
Sample Matrix Spike Duplicate Result:		
Matrix Spike Duplicate Result Counting Uncertainty (pCi/L, g, F):		
MS Numerical Performance Indicator:		
MSD Numerical Performance Indicator:		
MS Percent Recovery:		
MSD Percent Recovery:		
MS Status vs Numerical Indicator:		
MSD Status vs Numerical Indicator:		
MS Status vs Recovery:		
MSD Status vs Recovery:		
MS/MSD Upper % Recovery Limits:		
MS/MSD Lower % Recovery Limits:		

Duplicate Sample Assessment		
Sample I.D.:	LCS65376	92587874029
Duplicate Sample I.D.	LCSD65376	92587874029DUP
Sample Result (pCi/L, g, F):	5.930	0.540
Sample Result Counting Uncertainty (pCi/L, g, F):	0.544	0.176
Sample Duplicate Result (pCi/L, g, F):	5.381	0.467
Sample Duplicate Result Counting Uncertainty (pCi/L, g, F):	0.520	0.179
Are sample and/or duplicate results below RL?	NO	See Below ##
Duplicate Numerical Performance Indicator:	1.430	0.577
(Based on the LCS/LCSD Percent Recoveries) Duplicate RPD:	10.10%	14.65%
Duplicate Status vs Numerical Indicator:	N/A	N/A
Duplicate Status vs RPD:	Pass	Pass
% RPD Limit:	25%	25%

Matrix Spike/Matrix Spike Duplicate Sample Assessment		
Sample I.D.		
Sample MS I.D.		
Sample MSD I.D.		
Sample Matrix Spike Result:		
Matrix Spike Result Counting Uncertainty (pCi/L, g, F):		
Sample Matrix Spike Duplicate Result:		
Matrix Spike Duplicate Result Counting Uncertainty (pCi/L, g, F):		
Duplicate Numerical Performance Indicator:		
(Based on the Percent Recoveries) MS/ MSD Duplicate RPD:		
MS/ MSD Duplicate Status vs Numerical Indicator:		
MS/ MSD Duplicate Status vs RPD:		
% RPD Limit:		

Evaluation of duplicate precision is not applicable if either the sample or duplicate results are below the MDC.

Comments:

3/22/22

Quality Control Sample Performance Assessment

Analyst Must Manually Enter All Fields Highlighted in Yellow.

Test:	Ra-228
Analyst:	VAL
Date:	3/11/2022
Worklist:	65496
Matrix:	WT

Method Blank Assessment	
MB Sample ID	2364929
MB concentration:	0.257
M/B 2 Sigma CSU:	0.372
MB MDC:	0.800
MB Numerical Performance Indicator:	1.35
MB Status vs Numerical Indicator:	Pass
MB Status vs. MDC:	Pass

Laboratory Control Sample Assessment	LCSD (Y or N)?	Y
	LCS65496	**LCSD65496**
Count Date:	3/15/2022	3/15/2022
Spike I.D.:	22-016	22-016
Decay Corrected Spike Concentration (pCi/mL):	36.469	36.469
Volume Used (mL):	0.10	0.10
Aliquot Volume (L, g, F):	0.805	0.814
Target Conc. (pCi/L, g, F):	4.531	4.479
Uncertainty (Calculated):	0.222	0.219
Result (pCi/L, g, F):	4.539	5.382
LCS/LCSD 2 Sigma CSU (pCi/L, g, F):	1.059	1.245
Numerical Performance Indicator:	0.01	1.40
Percent Recovery:	100.18%	120.15%
Status vs Numerical Indicator:	N/A	N/A
Status vs Recovery:	Pass	Pass
Upper % Recovery Limits:	135%	135%
Lower % Recovery Limits:	60%	60%

Sample Matrix Spike Control Assessment	MS/MSD 1	MS/MSD 2
Sample Collection Date:		
Sample I.D.		
Sample MS I.D.		
Sample MSD I.D.		
Spike I.D.:		
MS/MSD Decay Corrected Spike Concentration (pCi/mL):		
Spike Volume Used in MS (mL):		
Spike Volume Used in MSD (mL):		
MS Aliquot (L, g, F):		
MS Target Conc.(pCi/L, g, F):		
MSD Aliquot (L, g, F):		
MSD Target Conc. (pCi/L, g, F):		
MS Spike Uncertainty (calculated):		
MSD Spike Uncertainty (calculated):		
Sample Result:		
Sample Result 2 Sigma CSU (pCi/L, g, F):		
Sample Matrix Spike Result:		
Matrix Spike Result 2 Sigma CSU (pCi/L, g, F):		
Sample Matrix Spike Duplicate Result:		
Matrix Spike Duplicate Result 2 Sigma CSU (pCi/L, g, F):		
MS Numerical Performance Indicator:		
MSD Numerical Performance Indicator:		
MS Percent Recovery:		
MSD Percent Recovery:		
MS Status vs Numerical Indicator:		
MSD Status vs Numerical Indicator:		
MS Status vs Recovery:		
MSD Status vs Recovery:		
MS/MSD Upper % Recovery Limits:		
MS/MSD Lower % Recovery Limits:		

Duplicate Sample Assessment		
Sample I.D.:	LCS65496	Enter Duplicate sample IDs if other than LCS/LCSD in the space below.
Duplicate Sample I.D.	LCSD65496	
Sample Result (pCi/L, g, F):	4.539	
Sample Result 2 Sigma CSU (pCi/L, g, F):	1.059	
Sample Duplicate Result (pCi/L, g, F):	5.382	
Sample Duplicate Result 2 Sigma CSU (pCi/L, g, F):	1.245	
Are sample and/or duplicate results below RL?	NO	
Duplicate Numerical Performance Indicator:	-1.010	
(Based on the LCS/LCSD Percent Recoveries) Duplicate RPD:	18.13%	
Duplicate Status vs Numerical Indicator:	Pass	
Duplicate Status vs RPD:	Pass	
% RPD Limit:	36%	

Matrix Spike/Matrix Spike Duplicate Sample Assessment		
Sample I.D.		
Sample MS I.D.		
Sample MSD I.D.		
Sample Matrix Spike Result:		
Matrix Spike Result 2 Sigma CSU (pCi/L, g, F):		
Sample Matrix Spike Duplicate Result:		
Matrix Spike Duplicate Result 2 Sigma CSU (pCi/L, g, F):		
Duplicate Numerical Performance Indicator:		
(Based on the Percent Recoveries) MS/ MSD Duplicate RPD:		
MS/ MSD Duplicate Status vs Numerical Indicator:		
MS/ MSD Duplicate Status vs RPD:		
% RPD Limit:		

Evaluation of duplicate precision is not applicable if either the sample or duplicate results are below the MDC.

Comments:

Pace Analytical Services, LLC
110 Technology Parkway
Peachtree Corners, GA 30092
(770)734-4200

March 02, 2022

Kelley Sharpe
ARCADIS - Atlanta
2839 Paces Ferry Rd
STE 900
Atlanta, GA 30339

RE: Project: Plant Bowen-CCR Ash Pond
Pace Project No.: 92589558

Dear Kelley Sharpe:

Enclosed are the analytical results for sample(s) received by the laboratory on February 22, 2022. The results relate only to the samples included in this report. Results reported herein conform to the applicable TNI/NELAC Standards and the laboratory's Quality Manual, where applicable, unless otherwise noted in the body of the report.

The test results provided in this final report were generated by each of the following laboratories within the Pace Network:

- Pace Analytical Services - Peachtree Corners, GA

If you have any questions concerning this report, please feel free to contact me.

Sincerely,

Maiya Parks
maiya.parks@pacelabs.com
(770)734-4200
Project Manager

Enclosures

cc: Joju Abraham, Georgia Power-CCR
Ben Hodges, Georgia Power
Warren Johnson, ARCADIS - Atlanta

This report shall not be reproduced, except in full,
without the written consent of Pace Analytical Services, LLC.

Pace Analytical Services, LLC
110 Technology Parkway
Peachtree Corners, GA 30092
(770)734-4200

CERTIFICATIONS

Project:	Plant Bowen-CCR Ash Pond
Pace Project No.:	92589558

Pace Analytical Services Peachtree Corners
110 Technology Pkwy, Peachtree Corners, GA 30092
Florida DOH Certification #: E87315
Georgia DW Inorganics Certification #: 812
North Carolina Certification #: 381
South Carolina Certification #: 98011001

This report shall not be reproduced, except in full,
without the written consent of Pace Analytical Services, LLC.

Pace Analytical Services, LLC
110 Technology Parkway
Peachtree Corners, GA 30092
(770)734-4200

SAMPLE SUMMARY

Project: Plant Bowen-CCR Ash Pond
Pace Project No.: 92589558

Lab ID	Sample ID	Matrix	Date Collected	Date Received
92589558001	**EC+0.05**	Water	02/21/22 12:00	02/22/22 14:20
92589558002	**EC-0.00**	Water	02/21/22 11:50	02/22/22 14:20
92589558003	**EC-0.72**	Water	02/21/22 11:30	02/22/22 14:20

This report shall not be reproduced, except in full,
without the written consent of Pace Analytical Services, LLC.

Pace Analytical Services, LLC
110 Technology Parkway
Peachtree Corners, GA 30092
(770)734-4200

SAMPLE ANALYTE COUNT

Project: Plant Bowen-CCR Ash Pond
Pace Project No.: 92589558

Lab ID	Sample ID	Method	Analysts	Analytes Reported	Laboratory
92589558001	**EC+0.05**	EPA 6020B	KH	1	PASI-GA
92589558002	**EC-0.00**	EPA 6020B	KH	1	PASI-GA
92589558003	**EC-0.72**	EPA 6020B	KH	1	PASI-GA

PASI-GA = Pace Analytical Services - Peachtree Corners, GA

This report shall not be reproduced, except in full,
without the written consent of Pace Analytical Services, LLC.

Pace Analytical Services, LLC
110 Technology Parkway
Peachtree Corners, GA 30092
(770)734-4200

ANALYTICAL RESULTS

Project: Plant Bowen-CCR Ash Pond
Pace Project No.: 92589558

Sample: EC+0.05 **Lab ID: 92589558001** Collected: 02/21/22 12:00 Received: 02/22/22 14:20 Matrix: Water

Parameters	Results	Units	Report Limit	DF	Prepared	Analyzed	CAS No.	Qual
6020 MET ICPMS	Analytical Method: EPA 6020B Preparation Method: EPA 3005A Pace Analytical Services - Peachtree Corners, GA							
Boron	ND	mg/L	0.040	1	02/28/22 08:24	02/28/22 22:58	7440-42-8	

REPORT OF LABORATORY ANALYSIS

This report shall not be reproduced, except in full,
without the written consent of Pace Analytical Services, LLC.

Pace Analytical Services, LLC
110 Technology Parkway
Peachtree Corners, GA 30092
(770)734-4200

ANALYTICAL RESULTS

Project: Plant Bowen-CCR Ash Pond
Pace Project No.: 92589558

Sample: EC-0.00 **Lab ID: 92589558002** Collected: 02/21/22 11:50 Received: 02/22/22 14:20 Matrix: Water

Parameters	Results	Units	Report Limit	DF	Prepared	Analyzed	CAS No.	Qual
6020 MET ICPMS	Analytical Method: EPA 6020B Preparation Method: EPA 3005A Pace Analytical Services - Peachtree Corners, GA							
Boron	ND	mg/L	0.040	1	02/28/22 08:24	02/28/22 23:04	7440-42-8	

REPORT OF LABORATORY ANALYSIS

This report shall not be reproduced, except in full,
without the written consent of Pace Analytical Services, LLC.

Pace Analytical Services, LLC
110 Technology Parkway
Peachtree Corners, GA 30092
(770)734-4200

ANALYTICAL RESULTS

Project: Plant Bowen-CCR Ash Pond
Pace Project No.: 92589558

Sample: EC-0.72 **Lab ID: 92589558003** Collected: 02/21/22 11:30 Received: 02/22/22 14:20 Matrix: Water

Parameters	Results	Units	Report Limit	DF	Prepared	Analyzed	CAS No.	Qual
6020 MET ICPMS	Analytical Method: EPA 6020B Preparation Method: EPA 3005A Pace Analytical Services - Peachtree Corners, GA							
Boron	ND	mg/L	0.040	1	02/28/22 08:24	02/28/22 23:22	7440-42-8	

REPORT OF LABORATORY ANALYSIS

This report shall not be reproduced, except in full,
without the written consent of Pace Analytical Services, LLC.

Pace Analytical Services, LLC
110 Technology Parkway
Peachtree Corners, GA 30092
(770)734-4200

QUALITY CONTROL DATA

Project: Plant Bowen-CCR Ash Pond
Pace Project No.: 92589558

QC Batch: 681231
QC Batch Method: EPA 3005A
Analysis Method: EPA 6020B
Analysis Description: 6020 MET
Laboratory: Pace Analytical Services - Peachtree Corners, GA
Associated Lab Samples: 92589558001, 92589558002, 92589558003

METHOD BLANK: 3563965
Matrix: Water
Associated Lab Samples: 92589558001, 92589558002, 92589558003

Parameter	Units	Blank Result	Reporting Limit	Analyzed	Qualifiers
Boron	mg/L	ND	0.040	02/28/22 22:10	

LABORATORY CONTROL SAMPLE: 3563966

Parameter	Units	Spike Conc.	LCS Result	LCS % Rec	% Rec Limits	Qualifiers
Boron	mg/L	1	0.96	96	80-120	

MATRIX SPIKE & MATRIX SPIKE DUPLICATE: 3563967 3563968

Parameter	Units	92590031007 Result	MS Spike Conc.	MSD Spike Conc.	MS Result	MSD Result	MS % Rec	MSD % Rec	% Rec Limits	RPD	Max RPD	Qual
Boron	mg/L	ND	1	1	0.91	0.90	91	90	75-125	2	20	

Results presented on this page are in the units indicated by the "Units" column except where an alternate unit is presented to the right of the result.

REPORT OF LABORATORY ANALYSIS

This report shall not be reproduced, except in full,
without the written consent of Pace Analytical Services, LLC.

Pace Analytical Services, LLC
110 Technology Parkway
Peachtree Corners, GA 30092
(770)734-4200

QUALIFIERS

Project: Plant Bowen-CCR Ash Pond
Pace Project No.: 92589558

DEFINITIONS

DF - Dilution Factor, if reported, represents the factor applied to the reported data due to dilution of the sample aliquot.

ND - Not Detected at or above adjusted reporting limit.

TNTC - Too Numerous To Count

J - Estimated concentration above the adjusted method detection limit and below the adjusted reporting limit.

MDL - Adjusted Method Detection Limit.

PQL - Practical Quantitation Limit.

RL - Reporting Limit - The lowest concentration value that meets project requirements for quantitative data with known precision and bias for a specific analyte in a specific matrix.

S - Surrogate

1,2-Diphenylhydrazine decomposes to and cannot be separated from Azobenzene using Method 8270. The result for each analyte is a combined concentration.

Consistent with EPA guidelines, unrounded data are displayed and have been used to calculate % recovery and RPD values.

LCS(D) - Laboratory Control Sample (Duplicate)

MS(D) - Matrix Spike (Duplicate)

DUP - Sample Duplicate

RPD - Relative Percent Difference

NC - Not Calculable.

SG - Silica Gel - Clean-Up

U - Indicates the compound was analyzed for, but not detected.

Acid preservation may not be appropriate for 2 Chloroethylvinyl ether.

A separate vial preserved to a pH of 4-5 is recommended in SW846 Chapter 4 for the analysis of Acrolein and Acrylonitrile by EPA Method 8260.

N-Nitrosodiphenylamine decomposes and cannot be separated from Diphenylamine using Method 8270. The result reported for each analyte is a combined concentration.

Reported results are not rounded until the final step prior to reporting. Therefore, calculated parameters that are typically reported as "Total" may vary slightly from the sum of the reported component parameters.

Pace Analytical is TNI accredited. Contact your Pace PM for the current list of accredited analytes.

TNI - The NELAC Institute.

This report shall not be reproduced, except in full,
without the written consent of Pace Analytical Services, LLC.

Pace Analytical Services, LLC
110 Technology Parkway
Peachtree Corners, GA 30092
(770)734-4200

QUALITY CONTROL DATA CROSS REFERENCE TABLE

Project: Plant Bowen-CCR Ash Pond
Pace Project No.: 92589558

Lab ID	Sample ID	QC Batch Method	QC Batch	Analytical Method	Analytical Batch
92589558001	**EC+0.05**	EPA 3005A	681231	EPA 6020B	681311
92589558002	**EC-0.00**	EPA 3005A	681231	EPA 6020B	681311
92589558003	**EC-0.72**	EPA 3005A	681231	EPA 6020B	681311

This report shall not be reproduced, except in full,
without the written consent of Pace Analytical Services, LLC.

Pace Analytical
WWW.PACELABS.COM

CHAIN-OF-CUSTODY / Analytical Request Document

The Chain-of-Custody is a LEGAL DOCUMENT. All relevant fields must be completed accurately.

Submitting a sample via this chain of custody constitutes acknowledgment and acceptance of the Pace Terms and Conditions found at https://info.pacelabs.com/hubfs/pas-standard-terms.pdf.

Page : 1 Of 1

Section A — Required Client Information:

Company:	ARCADIS - Atlanta
Address:	2839 Paces Ferry Rd SE
	Atlanta, GA 30339
Email:	warren.johnson@arcadis.com
Phone:	(678)485-5298 Fax:
Requested Due Date:	5 Day TAT

Section B — Required Project Information:

Report To:	Warren Johnson, Kelley Sharpe
Copy To:	Joju Abraham, Ben Hodges
Purchase Order #:	GPC11067086
Project Name:	Plant Bowen/CCR-Ash Pond Closure
Project #:	

Section C — Invoice Information:

Attention:	
Company Name:	
Address:	
Pace Quote:	
Pace Project Manager:	maiya.parks@pacelabs.com,
Pace Profile #:	13551

Regulatory Agency	State / Location
	GA

Requested Analysis Filtered (Y/N): Y/N

ITEM #	SAMPLE ID (One Character per box. (A-Z, 0-9 / , -) Sample Ids must be unique)	MATRIX CODE (see valid codes to left)	SAMPLE TYPE (G=GRAB C=COMP)	COLLECTED START DATE	COLLECTED START TIME	COLLECTED END DATE	COLLECTED END TIME	SAMPLE TEMP AT COLLECTION	# OF CONTAINERS	Unpreserved	H2SO4	HNO3	HCl	NaOH	Na2S2O3	Methanol	Other	Analyses Test	App. IV Metals - B only	Residual Chlorine (Y/N)
1	EC+0.05	WT	G	2/21/22	1200				1			X							X	
2	EC-0.00	WT	G	2/21/22	1150				1			X							X	
3	EC-0.72	WT	G	2/21/22	1130				1			X							X	
4																				
5																				
6																				
7																				
8																				
9																				
10																				
11																				
12																				

Matrix codes: Drinking Water DW, Water WT, Waste Water WW, Product P, Soil/Solid SL, Oil OL, Wipe WP, Air AR, Other OT, Tissue TS

ADDITIONAL COMMENTS	RELINQUISHED BY / AFFILIATION	DATE	TIME	ACCEPTED BY / AFFILIATION	DATE	TIME	SAMPLE CONDITIONS
	[signature] Arcadis	2/22/22	1470	[signature]	2/22/22	1470	

WO# : 92589558

92589558

SAMPLER NAME AND SIGNATURE

PRINT Name of SAMPLER: Gandy Grabowski

SIGNATURE of SAMPLER: [signature] DATE Signed: 2-21-22

TEMP in C	Received on Ice (Y/N)	Custody Sealed Cooler (Y/N)	Samples Intact (Y/N)

Pace Analytical	Document Name: **Sample Condition Upon Receipt (SCUR)**	Document Revised: November 15, 2021 Page 1 of 2
	Document No.: **F-CAR-CS-033-Rev.08**	Issuing Authority: Pace Carolinas Quality Office

Laboratory receiving samples:
Asheville ☐ **Eden** ☐ **Greenwood** ☐ **Huntersville** ☐ **Raleigh** ☐ **Mechanicsville** ☐ **Atlanta** ☑ **Kernersville** ☐

Sample Condition Upon Receipt

Client Name: Arcadis

Project #: **WO#: 92589558**
PM: MP **Due Date: 03/01/22**
CLIENT: GA-ArcadAtl

Courier: ☐ Commercial ☐ Fed Ex ☐ UPS ☐ USPS ☐ Client ☐ Pace ☐ Other:____

Custody Seal Present? ☐ Yes ☑ No **Seals Intact?** ☐ Yes ☑ No

Date/Initials Person Examining Contents: 2/22/22 m

Packing Material: ☐ Bubble Wrap ☐ Bubble Bags ☑ None ☐ Other

Biological Tissue Frozen? ☐ Yes ☐ No ☑ N/A

Thermometer: ☐ IR Gun ID: 214

Type of Ice: ☑ Wet ☐ Blue ☐ None

Cooler Temp: 5.5 **Correction Factor:** Add/Subtract (°C) ±0.1

Cooler Temp Corrected (°C): 5.6

Temp should be above freezing to 6°C
☐ Samples out of temp criteria. Samples on ice, cooling process has begun

USDA Regulated Soil (☐ N/A, water sample)
Did samples originate in a quarantine zone within the United States: CA, NY, or SC (check maps)? ☐ Yes ☑ No

Did samples originate from a foreign source (internationally, including Hawaii and Puerto Rico)? ☐ Yes ☑ No

				Comments/Discrepancy:
Chain of Custody Present?	☑ Yes	☐ No	☐ N/A	1.
Samples Arrived within Hold Time?	☑ Yes	☐ No	☐ N/A	2.
Short Hold Time Analysis (<72 hr.)?	☐ Yes	☑ No	☐ N/A	3.
Rush Turn Around Time Requested?	☐ Yes	☑ No	☐ N/A	4.
Sufficient Volume?	☑ Yes	☐ No	☐ N/A	5.
Correct Containers Used?	☑ Yes	☐ No	☐ N/A	6.
-Pace Containers Used?	☑ Yes	☐ No	☐ N/A	
Containers Intact?	☑ Yes	☐ No	☐ N/A	7.
Dissolved analysis: Samples Field Filtered?	☐ Yes	☐ No	☑ N/A	8.
Sample Labels Match COC?	☑ Yes	☐ No	☐ N/A	9.
-Includes Date/Time/ID/Analysis Matrix: WT				
Headspace in VOA Vials (>5-6mm)?	☐ Yes	☐ No	☑ N/A	10.
Trip Blank Present?	☐ Yes	☐ No	☑ N/A	11.
Trip Blank Custody Seals Present?	☐ Yes	☐ No	☑ N/A	

COMMENTS/SAMPLE DISCREPANCY

Field Data Required? ☐ Yes ☐ No

Lot ID of split containers:

CLIENT NOTIFICATION/RESOLUTION

Person contacted: _____ Date/Time: _____

Project Manager SCURF Review: _____ **Date:** _____

Project Manager SRF Review: _____ **Date:** _____

Pace Analytical	Document Name: **Sample Condition Upon Receipt (SCUR)**	Document Revised: November 15, 2021 Page 2 of 2
	Document No.: **F-CAR-CS-033-Rev.08**	Issuing Authority: Pace Carolinas Quality Office

***Check mark top half of box if pH and/or dechlorination is verified and within the acceptance range for preservation samples.**

Exceptions: VOA, Coliform, TOC, Oil and Grease, DRO/8015 (water) DOC, LLHg

****Bottom half of box is to list number of bottles**

Project #

WO#: 92589558
PM: MP Due Date: 03/01/22
CLIENT: GA-ArcadAtl

Item#	BP4U-125 mL Plastic Unpreserved (N/A) (Cl-)	BP3U-250 mL Plastic Unpreserved (N/A)	BP2U-500 mL Plastic Unpreserved (N/A)	BP1U-1 liter Plastic Unpreserved (N/A)	BP4S-125 mL Plastic H2SO4 (pH < 2) (Cl-)	BP3N-250 mL plastic HNO3 (pH < 2)	BP4Z-125 mL Plastic ZN Acetate & NaOH (>9)	BP4B-125 mL Plastic NaOH (pH > 12) (Cl-)	WGFU-Wide-mouthed Glass jar Unpreserved	AG1U-1 liter Amber Unpreserved (N/A) (Cl-)	AG1H-1 liter Amber HCl (pH < 2)	AG3U-250 mL Amber Unpreserved (N/A) (Cl-)	AG1S-1 liter Amber H2SO4 (pH < 2)	AG3S-250 mL Amber H2SO4 (pH < 2)	AG3A(DG3A)-250 mL Amber NH4Cl (N/A)(Cl-)	DG9H-40 mL VOA HCl (N/A)	VG9T-40 mL VOA Na2S2O3 (N/A)	VG9U-40 mL VOA Unpreserved (N/A)	DG9P-40 mL VOA H3PO4 (N/A)	VOAK (3 vials per kit)-5035 kit (N/A)	V/GK (3 vials per kit)-VPH/Gas kit (N/A)	SP5T-125 mL Sterile Plastic (N/A – lab)	SP2T-250 mL Sterile Plastic (N/A – lab)		BP3A-250 mL Plastic (NH2)2SO4 (9.3-9.7)	AG0U-100 mL Amber Unpreserved vials (N/A)	VSGU-20 mL Scintillation vials (N/A)	DG9U-40 mL Amber Unpreserved vials (N/A)
1						1 ✓																						
2						1 ✓																						
3						1 ✓																						
4																												
5																												
6																												
7																												
8																												
9																												
10																												
11																												
12																												

pH Adjustment Log for Preserved Samples

Sample ID	Type of Preservative	pH upon receipt	Date preservation adjusted	Time preservation adjusted	Amount of Preservative added	Lot #
EC-0100	Nitric acid	3	2/22	1449	2.5mL	016322-2022

Note: Whenever there is a discrepancy affecting North Carolina compliance samples, a copy of this form will be sent to the North Carolina DEHNR Certification Office (i.e. Out of hold, incorrect preservative, out of temp, incorrect containers.

April 2022

Pace Analytical Services, LLC
110 Technology Parkway
Peachtree Corners, GA 30092
(770)734-4200

May 10, 2022

Joju Abraham
Georgia Power-CCR
2480 Maner Road
Atlanta, GA 30339

RE: Project: BOWEN ASH POND
Pace Project No.: 92601902

Dear Joju Abraham:

Enclosed are the analytical results for sample(s) received by the laboratory on April 29, 2022. The results relate only to the samples included in this report. Results reported herein conform to the applicable TNI/NELAC Standards and the laboratory's Quality Manual, where applicable, unless otherwise noted in the body of the report.

The test results provided in this final report were generated by each of the following laboratories within the Pace Network:

- Pace Analytical Services - Asheville
- Pace Analytical Services - Charlotte
- Pace Analytical Services - Peachtree Corners, GA

If you have any questions concerning this report, please feel free to contact me.

Sincerely,

Nicole D'Oleo

Nicole D'Oleo
nicole.d'oleo@pacelabs.com
(704)875-9092
Project Manager

Enclosures

cc: Christine Hug, Geosyntec Consultants, Inc.
Kristen Jurinko
Thomas Kessler, Geosyntec
Whitney Law, Geosyntec Consultants
Noelia Muskus, Geosyntec Consultants
Ms. Lauren Petty, Southern Company
Anthony Szwast, Geosyntec
Nardos Tilahun, GeoSyntec
Dawit Yifru, Geosyntec Consultants, Inc.

REPORT OF LABORATORY ANALYSIS

This report shall not be reproduced, except in full,
without the written consent of Pace Analytical Services, LLC.

Pace Analytical Services, LLC
110 Technology Parkway
Peachtree Corners, GA 30092
(770)734-4200

CERTIFICATIONS

Project: BOWEN ASH POND
Pace Project No.: 92601902

Pace Analytical Services Charlotte

South Carolina Laboratory ID: 99006
9800 Kincey Ave. Ste 100, Huntersville, NC 28078
North Carolina Drinking Water Certification #: 37706
North Carolina Field Services Certification #: 5342
North Carolina Wastewater Certification #: 12
South Carolina Laboratory ID: 99006
South Carolina Certification #: 99006001
South Carolina Drinking Water Cert. #: 99006003
Florida/NELAP Certification #: E87627
Kentucky UST Certification #: 84
Louisiana DoH Drinking Water #: LA029
Virginia/VELAP Certification #: 460221

Pace Analytical Services Asheville

2225 Riverside Drive, Asheville, NC 28804
Florida/NELAP Certification #: E87648
North Carolina Drinking Water Certification #: 37712
North Carolina Wastewater Certification #: 40
South Carolina Laboratory ID: 99030
South Carolina Certification #: 99030001
Virginia/VELAP Certification #: 460222

Pace Analytical Services Peachtree Corners

110 Technology Pkwy, Peachtree Corners, GA 30092
Florida DOH Certification #: E87315
Georgia DW Inorganics Certification #: 812
North Carolina Certification #: 381
South Carolina Certification #: 98011001

This report shall not be reproduced, except in full,
without the written consent of Pace Analytical Services, LLC.

Pace Analytical Services, LLC
110 Technology Parkway
Peachtree Corners, GA 30092
(770)734-4200

SAMPLE SUMMARY

Project: BOWEN ASH POND
Pace Project No.: 92601902

Lab ID	Sample ID	Matrix	Date Collected	Date Received
92601902001	**PZ-7**	Water	04/28/22 11:02	04/29/22 10:15
92601902002	**FB-1**	Water	04/28/22 11:20	04/29/22 10:15

This report shall not be reproduced, except in full,
without the written consent of Pace Analytical Services, LLC.

Pace Analytical Services, LLC
110 Technology Parkway
Peachtree Corners, GA 30092
(770)734-4200

SAMPLE ANALYTE COUNT

Project: BOWEN ASH POND
Pace Project No.: 92601902

Lab ID	Sample ID	Method	Analysts	Analytes Reported
92601902001	**PZ-7**	EPA 6010D	DRB	1
		EPA 6020B	CW1	13
		EPA 7470A	VB	1
		SM 2540C-2011	MAB2	1
		EPA 300.0 Rev 2.1 1993	JCM	3
92601902002	**FB-1**	EPA 6010D	DRB	1
		EPA 6020B	CW1	13
		EPA 7470A	VB	1
		SM 2540C-2011	MAB2	1
		EPA 300.0 Rev 2.1 1993	JCM	3

PASI-A = Pace Analytical Services - Asheville
PASI-C = Pace Analytical Services - Charlotte
PASI-GA = Pace Analytical Services - Peachtree Corners, GA

This report shall not be reproduced, except in full,
without the written consent of Pace Analytical Services, LLC.

Pace Analytical Services, LLC
110 Technology Parkway
Peachtree Corners, GA 30092
(770)734-4200

SUMMARY OF DETECTION

Project: BOWEN ASH POND
Pace Project No.: 92601902

Lab Sample ID Method	Client Sample ID Parameters	Result	Units	Report Limit	Analyzed	Qualifiers
92601902001	**PZ-7**					
	Performed by	CUSTOMER			04/29/22 14:58	
	pH	6.57	Std. Units		04/29/22 14:58	
EPA 6010D	Calcium	96.9	mg/L	1.0	05/02/22 18:19	
EPA 6020B	Barium	0.021	mg/L	0.0050	05/03/22 16:41	
EPA 6020B	Beryllium	0.000064J	mg/L	0.00050	05/03/22 16:41	
EPA 6020B	Boron	0.89	mg/L	0.040	05/03/22 16:41	
SM 2540C-2011	Total Dissolved Solids	450	mg/L	25.0	05/02/22 10:58	
EPA 300.0 Rev 2.1 1993	Chloride	13.1	mg/L	1.0	05/01/22 00:12	
EPA 300.0 Rev 2.1 1993	Sulfate	138	mg/L	3.0	05/01/22 04:08	

This report shall not be reproduced, except in full,
without the written consent of Pace Analytical Services, LLC.

Pace Analytical Services, LLC
110 Technology Parkway
Peachtree Corners, GA 30092
(770)734-4200

ANALYTICAL RESULTS

Project: BOWEN ASH POND
Pace Project No.: 92601902

Sample: PZ-7 **Lab ID: 92601902001** Collected: 04/28/22 11:02 Received: 04/29/22 10:15 Matrix: Water

Parameters	Results	Units	Report Limit	MDL	DF	Prepared	Analyzed	CAS No.	Qual
Field Data	Analytical Method: Pace Analytical Services - Charlotte								
Performed by	**CUSTOMER**				1		04/29/22 14:58		
pH	**6.57**	Std. Units			1		04/29/22 14:58		
6010D ATL ICP	Analytical Method: EPA 6010D Preparation Method: EPA 3010A Pace Analytical Services - Peachtree Corners, GA								
Calcium	**96.9**	mg/L	1.0	0.12	1	05/02/22 09:48	05/02/22 18:19	7440-70-2	
6020 MET ICPMS	Analytical Method: EPA 6020B Preparation Method: EPA 3005A Pace Analytical Services - Peachtree Corners, GA								
Antimony	ND	mg/L	0.0030	0.00078	1	05/03/22 10:14	05/03/22 16:41	7440-36-0	
Arsenic	ND	mg/L	0.0050	0.0011	1	05/03/22 10:14	05/03/22 16:41	7440-38-2	
Barium	**0.021**	mg/L	0.0050	0.00067	1	05/03/22 10:14	05/03/22 16:41	7440-39-3	
Beryllium	**0.000064J**	mg/L	0.00050	0.000054	1	05/03/22 10:14	05/03/22 16:41	7440-41-7	
Boron	**0.89**	mg/L	0.040	0.0086	1	05/03/22 10:14	05/03/22 16:41	7440-42-8	
Cadmium	ND	mg/L	0.00050	0.00011	1	05/03/22 10:14	05/03/22 16:41	7440-43-9	
Chromium	ND	mg/L	0.0050	0.0011	1	05/03/22 10:14	05/03/22 16:41	7440-47-3	
Cobalt	ND	mg/L	0.0050	0.00039	1	05/03/22 10:14	05/03/22 16:41	7440-48-4	
Lead	ND	mg/L	0.0010	0.00089	1	05/03/22 10:14	05/03/22 16:41	7439-92-1	
Lithium	ND	mg/L	0.030	0.00073	1	05/03/22 10:14	05/03/22 16:41	7439-93-2	
Molybdenum	ND	mg/L	0.010	0.00074	1	05/03/22 10:14	05/03/22 16:41	7439-98-7	
Selenium	ND	mg/L	0.0050	0.0014	1	05/03/22 10:14	05/03/22 16:41	7782-49-2	
Thallium	ND	mg/L	0.0010	0.00018	1	05/03/22 10:14	05/03/22 16:41	7440-28-0	
7470 Mercury	Analytical Method: EPA 7470A Preparation Method: EPA 7470A Pace Analytical Services - Peachtree Corners, GA								
Mercury	ND	mg/L	0.00020	0.00013	1	05/09/22 15:00	05/10/22 12:48	7439-97-6	
2540C Total Dissolved Solids	Analytical Method: SM 2540C-2011 Pace Analytical Services - Asheville								
Total Dissolved Solids	**450**	mg/L	25.0	25.0	1		05/02/22 10:58		
300.0 IC Anions 28 Days	Analytical Method: EPA 300.0 Rev 2.1 1993 Pace Analytical Services - Asheville								
Chloride	**13.1**	mg/L	1.0	0.60	1		05/01/22 00:12	16887-00-6	
Fluoride	ND	mg/L	0.10	0.050	1		05/01/22 00:12	16984-48-8	
Sulfate	**138**	mg/L	3.0	1.5	3		05/01/22 04:08	14808-79-8	

This report shall not be reproduced, except in full,
without the written consent of Pace Analytical Services, LLC.

Pace Analytical Services, LLC
110 Technology Parkway
Peachtree Corners, GA 30092
(770)734-4200

ANALYTICAL RESULTS

Project: BOWEN ASH POND
Pace Project No.: 92601902

Sample: FB-1 **Lab ID: 92601902002** Collected: 04/28/22 11:20 Received: 04/29/22 10:15 Matrix: Water

Parameters	Results	Units	Report Limit	MDL	DF	Prepared	Analyzed	CAS No.	Qual
6010D ATL ICP	Analytical Method: EPA 6010D Preparation Method: EPA 3010A Pace Analytical Services - Peachtree Corners, GA								
Calcium	ND	mg/L	1.0	0.12	1	05/02/22 09:48	05/02/22 18:23	7440-70-2	
6020 MET ICPMS	Analytical Method: EPA 6020B Preparation Method: EPA 3005A Pace Analytical Services - Peachtree Corners, GA								
Antimony	ND	mg/L	0.0030	0.00078	1	05/03/22 10:14	05/03/22 16:53	7440-36-0	
Arsenic	ND	mg/L	0.0050	0.0011	1	05/03/22 10:14	05/03/22 16:53	7440-38-2	
Barium	ND	mg/L	0.0050	0.00067	1	05/03/22 10:14	05/03/22 16:53	7440-39-3	
Beryllium	ND	mg/L	0.00050	0.000054	1	05/03/22 10:14	05/03/22 16:53	7440-41-7	
Boron	ND	mg/L	0.040	0.0086	1	05/03/22 10:14	05/03/22 16:53	7440-42-8	
Cadmium	ND	mg/L	0.00050	0.00011	1	05/03/22 10:14	05/03/22 16:53	7440-43-9	
Chromium	ND	mg/L	0.0050	0.0011	1	05/03/22 10:14	05/03/22 16:53	7440-47-3	
Cobalt	ND	mg/L	0.0050	0.00039	1	05/03/22 10:14	05/03/22 16:53	7440-48-4	
Lead	ND	mg/L	0.0010	0.00089	1	05/03/22 10:14	05/03/22 16:53	7439-92-1	
Lithium	ND	mg/L	0.030	0.00073	1	05/03/22 10:14	05/03/22 16:53	7439-93-2	
Molybdenum	ND	mg/L	0.010	0.00074	1	05/03/22 10:14	05/03/22 16:53	7439-98-7	
Selenium	ND	mg/L	0.0050	0.0014	1	05/03/22 10:14	05/03/22 16:53	7782-49-2	
Thallium	ND	mg/L	0.0010	0.00018	1	05/03/22 10:14	05/03/22 16:53	7440-28-0	
7470 Mercury	Analytical Method: EPA 7470A Preparation Method: EPA 7470A Pace Analytical Services - Peachtree Corners, GA								
Mercury	ND	mg/L	0.00020	0.00013	1	05/09/22 15:00	05/10/22 12:51	7439-97-6	
2540C Total Dissolved Solids	Analytical Method: SM 2540C-2011 Pace Analytical Services - Asheville								
Total Dissolved Solids	ND	mg/L	25.0	25.0	1		05/02/22 10:59		
300.0 IC Anions 28 Days	Analytical Method: EPA 300.0 Rev 2.1 1993 Pace Analytical Services - Asheville								
Chloride	ND	mg/L	1.0	0.60	1		05/01/22 00:26	16887-00-6	
Fluoride	ND	mg/L	0.10	0.050	1		05/01/22 00:26	16984-48-8	
Sulfate	ND	mg/L	1.0	0.50	1		05/01/22 00:26	14808-79-8	

This report shall not be reproduced, except in full,
without the written consent of Pace Analytical Services, LLC.

Pace Analytical Services, LLC
110 Technology Parkway
Peachtree Corners, GA 30092
(770)734-4200

QUALITY CONTROL DATA

Project: BOWEN ASH POND
Pace Project No.: 92601902

QC Batch: 695060
QC Batch Method: EPA 3010A
Analysis Method: EPA 6010D
Analysis Description: 6010D ATL
Laboratory: Pace Analytical Services - Peachtree Corners, GA
Associated Lab Samples: 92601902001, 92601902002

METHOD BLANK: 3630345 Matrix: Water
Associated Lab Samples: 92601902001, 92601902002

Parameter	Units	Blank Result	Reporting Limit	MDL	Analyzed	Qualifiers
Calcium	mg/L	ND	1.0	0.12	05/02/22 16:35	

LABORATORY CONTROL SAMPLE: 3630346

Parameter	Units	Spike Conc.	LCS Result	LCS % Rec	% Rec Limits	Qualifiers
Calcium	mg/L	1	1.1	108	80-120	

MATRIX SPIKE & MATRIX SPIKE DUPLICATE: 3631598 3631599

Parameter	Units	92601782001 Result	MS Spike Conc.	MSD Spike Conc.	MS Result	MSD Result	MS % Rec	MSD % Rec	% Rec Limits	RPD	Max RPD	Qual
Calcium	mg/L	ND	1	1	1.7	1.8	92	102	75-125	6	20	

Results presented on this page are in the units indicated by the "Units" column except where an alternate unit is presented to the right of the result.

REPORT OF LABORATORY ANALYSIS

This report shall not be reproduced, except in full,
without the written consent of Pace Analytical Services, LLC.

Pace Analytical Services, LLC
110 Technology Parkway
Peachtree Corners, GA 30092
(770)734-4200

QUALITY CONTROL DATA

Project: BOWEN ASH POND
Pace Project No.: 92601902

QC Batch: 695563
QC Batch Method: EPA 3005A
Analysis Method: EPA 6020B
Analysis Description: 6020 MET
Laboratory: Pace Analytical Services - Peachtree Corners, GA
Associated Lab Samples: 92601902001, 92601902002

METHOD BLANK: 3632873 Matrix: Water
Associated Lab Samples: 92601902001, 92601902002

Parameter	Units	Blank Result	Reporting Limit	MDL	Analyzed	Qualifiers
Antimony	mg/L	ND	0.0030	0.00078	05/03/22 14:49	
Arsenic	mg/L	ND	0.0050	0.0011	05/03/22 14:49	
Barium	mg/L	ND	0.0050	0.00067	05/03/22 14:49	
Beryllium	mg/L	ND	0.00050	0.000054	05/03/22 14:49	
Boron	mg/L	ND	0.040	0.0086	05/03/22 14:49	
Cadmium	mg/L	ND	0.00050	0.00011	05/03/22 14:49	
Chromium	mg/L	ND	0.0050	0.0011	05/03/22 14:49	
Cobalt	mg/L	ND	0.0050	0.00039	05/03/22 14:49	
Lead	mg/L	ND	0.0010	0.00089	05/03/22 14:49	
Lithium	mg/L	ND	0.030	0.00073	05/03/22 14:49	
Molybdenum	mg/L	ND	0.010	0.00074	05/03/22 14:49	
Selenium	mg/L	ND	0.0050	0.0014	05/03/22 14:49	
Thallium	mg/L	ND	0.0010	0.00018	05/03/22 14:49	

LABORATORY CONTROL SAMPLE: 3632874

Parameter	Units	Spike Conc.	LCS Result	LCS % Rec	% Rec Limits	Qualifiers
Antimony	mg/L	0.1	0.10	104	80-120	
Arsenic	mg/L	0.1	0.098	98	80-120	
Barium	mg/L	0.1	0.099	99	80-120	
Beryllium	mg/L	0.1	0.10	101	80-120	
Boron	mg/L	1	0.99	99	80-120	
Cadmium	mg/L	0.1	0.10	100	80-120	
Chromium	mg/L	0.1	0.10	103	80-120	
Cobalt	mg/L	0.1	0.099	99	80-120	
Lead	mg/L	0.1	0.099	99	80-120	
Lithium	mg/L	0.1	0.10	102	80-120	
Molybdenum	mg/L	0.1	0.10	101	80-120	
Selenium	mg/L	0.1	0.094	94	80-120	
Thallium	mg/L	0.1	0.098	98	80-120	

MATRIX SPIKE & MATRIX SPIKE DUPLICATE: 3632875 3632876

Parameter	Units	92595615001 Result	MS Spike Conc.	MSD Spike Conc.	MS Result	MSD Result	MS % Rec	MSD % Rec	% Rec Limits	RPD	Max RPD	Qual
Antimony	mg/L	ND	0.1	0.1	0.11	0.11	109	111	75-125	2	20	
Arsenic	mg/L	3.8J ug/L	0.1	0.1	0.11	0.11	103	103	75-125	0	20	

Results presented on this page are in the units indicated by the "Units" column except where an alternate unit is presented to the right of the result.

REPORT OF LABORATORY ANALYSIS

This report shall not be reproduced, except in full,
without the written consent of Pace Analytical Services, LLC.

Pace Analytical Services, LLC
110 Technology Parkway
Peachtree Corners, GA 30092
(770)734-4200

QUALITY CONTROL DATA

Project: BOWEN ASH POND
Pace Project No.: 92601902

MATRIX SPIKE & MATRIX SPIKE DUPLICATE: 3632875 3632876

Parameter	Units	92595615001 Result	MS Spike Conc.	MSD Spike Conc.	MS Result	MSD Result	MS % Rec	MSD % Rec	% Rec Limits	RPD	Max RPD	Qual
Barium	mg/L	53.0 ug/L	0.1	0.1	0.16	0.16	106	105	75-125	1	20	
Beryllium	mg/L	0.063J ug/L	0.1	0.1	0.10	0.10	101	102	75-125	0	20	
Boron	mg/L	65.9 ug/L	1	1	1.1	1.1	100	101	75-125	1	20	
Cadmium	mg/L	ND	0.1	0.1	0.10	0.11	101	106	75-125	5	20	
Chromium	mg/L	ND	0.1	0.1	0.10	0.11	102	106	75-125	4	20	
Cobalt	mg/L	0.94J ug/L	0.1	0.1	0.10	0.10	100	103	75-125	4	20	
Lead	mg/L	ND	0.1	0.1	0.10	0.10	101	103	75-125	2	20	
Lithium	mg/L	ND	0.1	0.1	0.10	0.10	101	101	75-125	1	20	
Molybdenum	mg/L	1.1J ug/L	0.1	0.1	0.11	0.11	107	109	75-125	2	20	
Selenium	mg/L	1.5J ug/L	0.1	0.1	0.099	0.10	97	100	75-125	3	20	
Thallium	mg/L	ND	0.1	0.1	0.10	0.10	101	104	75-125	3	20	

Results presented on this page are in the units indicated by the "Units" column except where an alternate unit is presented to the right of the result.

This report shall not be reproduced, except in full,
without the written consent of Pace Analytical Services, LLC.

Pace Analytical Services, LLC
110 Technology Parkway
Peachtree Corners, GA 30092
(770)734-4200

QUALITY CONTROL DATA

Project: BOWEN ASH POND
Pace Project No.: 92601902

QC Batch: 696877
QC Batch Method: EPA 7470A
Analysis Method: EPA 7470A
Analysis Description: 7470 Mercury
Laboratory: Pace Analytical Services - Peachtree Corners, GA
Associated Lab Samples: 92601902001, 92601902002

METHOD BLANK: 3639132
Matrix: Water
Associated Lab Samples: 92601902001, 92601902002

Parameter	Units	Blank Result	Reporting Limit	MDL	Analyzed	Qualifiers
Mercury	mg/L	ND	0.00020	0.00013	05/10/22 11:55	

LABORATORY CONTROL SAMPLE: 3639133

Parameter	Units	Spike Conc.	LCS Result	LCS % Rec	% Rec Limits	Qualifiers
Mercury	mg/L	0.0025	0.0024	95	80-120	

MATRIX SPIKE & MATRIX SPIKE DUPLICATE: 3639134 3639135

Parameter	Units	92601905014 Result	MS Spike Conc.	MSD Spike Conc.	MS Result	MSD Result	MS % Rec	MSD % Rec	% Rec Limits	RPD	Max RPD	Qual
Mercury	mg/L	ND	0.0025	0.0025	0.0027	0.0022	106	86	75-125	20	20	

Results presented on this page are in the units indicated by the "Units" column except where an alternate unit is presented to the right of the result.

REPORT OF LABORATORY ANALYSIS

This report shall not be reproduced, except in full,
without the written consent of Pace Analytical Services, LLC.

Pace Analytical Services, LLC
110 Technology Parkway
Peachtree Corners, GA 30092
(770)734-4200

QUALITY CONTROL DATA

Project: BOWEN ASH POND
Pace Project No.: 92601902

QC Batch: 695238
QC Batch Method: SM 2540C-2011
Analysis Method: SM 2540C-2011
Analysis Description: 2540C Total Dissolved Solids
Laboratory: Pace Analytical Services - Asheville
Associated Lab Samples: 92601902001, 92601902002

METHOD BLANK: 3631507
Matrix: Water
Associated Lab Samples: 92601902001, 92601902002

Parameter	Units	Blank Result	Reporting Limit	MDL	Analyzed	Qualifiers
Total Dissolved Solids	mg/L	ND	25.0	25.0	05/02/22 10:57	

LABORATORY CONTROL SAMPLE: 3631508

Parameter	Units	Spike Conc.	LCS Result	LCS % Rec	% Rec Limits	Qualifiers
Total Dissolved Solids	mg/L	250	248	99	90-110	

SAMPLE DUPLICATE: 3631509

Parameter	Units	92601503025 Result	Dup Result	RPD	Max RPD	Qualifiers
Total Dissolved Solids	mg/L	3630	3740	3	25	

SAMPLE DUPLICATE: 3631510

Parameter	Units	92601867001 Result	Dup Result	RPD	Max RPD	Qualifiers
Total Dissolved Solids	mg/L	668	696	4	25	

Results presented on this page are in the units indicated by the "Units" column except where an alternate unit is presented to the right of the result.

This report shall not be reproduced, except in full,
without the written consent of Pace Analytical Services, LLC.

Pace Analytical Services, LLC
110 Technology Parkway
Peachtree Corners, GA 30092
(770)734-4200

QUALITY CONTROL DATA

Project: BOWEN ASH POND
Pace Project No.: 92601902

QC Batch: 695207
QC Batch Method: EPA 300.0 Rev 2.1 1993
Analysis Method: EPA 300.0 Rev 2.1 1993
Analysis Description: 300.0 IC Anions
Laboratory: Pace Analytical Services - Asheville
Associated Lab Samples: 92601902001, 92601902002

METHOD BLANK: 3631427
Matrix: Water
Associated Lab Samples: 92601902001, 92601902002

Parameter	Units	Blank Result	Reporting Limit	MDL	Analyzed	Qualifiers
Chloride	mg/L	ND	1.0	0.60	04/30/22 20:43	
Fluoride	mg/L	ND	0.10	0.050	04/30/22 20:43	
Sulfate	mg/L	ND	1.0	0.50	04/30/22 20:43	

LABORATORY CONTROL SAMPLE: 3631428

Parameter	Units	Spike Conc.	LCS Result	LCS % Rec	% Rec Limits	Qualifiers
Chloride	mg/L	50	52.4	105	90-110	
Fluoride	mg/L	2.5	2.6	103	90-110	
Sulfate	mg/L	50	51.7	103	90-110	

MATRIX SPIKE & MATRIX SPIKE DUPLICATE: 3631429 3631430

Parameter	Units	92600977020 Result	MS Spike Conc.	MSD Spike Conc.	MS Result	MSD Result	MS % Rec	MSD % Rec	% Rec Limits	RPD	Max RPD	Qual
Chloride	mg/L	1.1	50	50	52.8	53.7	103	105	90-110	2	10	
Fluoride	mg/L	0.096J	2.5	2.5	2.6	2.7	101	104	90-110	2	10	
Sulfate	mg/L	ND	50	50	52.0	52.9	104	105	90-110	2	10	

MATRIX SPIKE & MATRIX SPIKE DUPLICATE: 3631431 3631432

Parameter	Units	92601274002 Result	MS Spike Conc.	MSD Spike Conc.	MS Result	MSD Result	MS % Rec	MSD % Rec	% Rec Limits	RPD	Max RPD	Qual
Chloride	mg/L	6.0	50	50	58.1	59.1	104	106	90-110	2	10	
Fluoride	mg/L	ND	2.5	2.5	2.7	2.7	105	108	90-110	3	10	
Sulfate	mg/L	179	50	50	216	217	76	77	90-110	0	10	M1

Results presented on this page are in the units indicated by the "Units" column except where an alternate unit is presented to the right of the result.

This report shall not be reproduced, except in full,
without the written consent of Pace Analytical Services, LLC.

Pace Analytical Services, LLC
110 Technology Parkway
Peachtree Corners, GA 30092
(770)734-4200

QUALIFIERS

Project: BOWEN ASH POND
Pace Project No.: 92601902

DEFINITIONS

DF - Dilution Factor, if reported, represents the factor applied to the reported data due to dilution of the sample aliquot.

ND - Not Detected at or above adjusted reporting limit.

TNTC - Too Numerous To Count

J - Estimated concentration above the adjusted method detection limit and below the adjusted reporting limit.

MDL - Adjusted Method Detection Limit.

PQL - Practical Quantitation Limit.

RL - Reporting Limit - The lowest concentration value that meets project requirements for quantitative data with known precision and bias for a specific analyte in a specific matrix.

S - Surrogate

1,2-Diphenylhydrazine decomposes to and cannot be separated from Azobenzene using Method 8270. The result for each analyte is a combined concentration.

Consistent with EPA guidelines, unrounded data are displayed and have been used to calculate % recovery and RPD values.

LCS(D) - Laboratory Control Sample (Duplicate)

MS(D) - Matrix Spike (Duplicate)

DUP - Sample Duplicate

RPD - Relative Percent Difference

NC - Not Calculable.

SG - Silica Gel - Clean-Up

U - Indicates the compound was analyzed for, but not detected.

Acid preservation may not be appropriate for 2 Chloroethylvinyl ether.

A separate vial preserved to a pH of 4-5 is recommended in SW846 Chapter 4 for the analysis of Acrolein and Acrylonitrile by EPA Method 8260.

N-Nitrosodiphenylamine decomposes and cannot be separated from Diphenylamine using Method 8270. The result reported for each analyte is a combined concentration.

Reported results are not rounded until the final step prior to reporting. Therefore, calculated parameters that are typically reported as "Total" may vary slightly from the sum of the reported component parameters.

Pace Analytical is TNI accredited. Contact your Pace PM for the current list of accredited analytes.

TNI - The NELAC Institute.

ANALYTE QUALIFIERS

M1 Matrix spike recovery exceeded QC limits. Batch accepted based on laboratory control sample (LCS) recovery.

This report shall not be reproduced, except in full,
without the written consent of Pace Analytical Services, LLC.

Pace Analytical Services, LLC
110 Technology Parkway
Peachtree Corners, GA 30092
(770)734-4200

QUALITY CONTROL DATA CROSS REFERENCE TABLE

Project: BOWEN ASH POND
Pace Project No.: 92601902

Lab ID	Sample ID	QC Batch Method	QC Batch	Analytical Method	Analytical Batch
92601902001	**PZ-7**				
92601902001	**PZ-7**	EPA 3010A	695060	EPA 6010D	695335
92601902002	**FB-1**	EPA 3010A	695060	EPA 6010D	695335
92601902001	**PZ-7**	EPA 3005A	695563	EPA 6020B	695646
92601902002	**FB-1**	EPA 3005A	695563	EPA 6020B	695646
92601902001	**PZ-7**	EPA 7470A	696877	EPA 7470A	697114
92601902002	**FB-1**	EPA 7470A	696877	EPA 7470A	697114
92601902001	**PZ-7**	SM 2540C-2011	695238		
92601902002	**FB-1**	SM 2540C-2011	695238		
92601902001	**PZ-7**	EPA 300.0 Rev 2.1 1993	695207		
92601902002	**FB-1**	EPA 300.0 Rev 2.1 1993	695207		

This report shall not be reproduced, except in full,
without the written consent of Pace Analytical Services, LLC.

Pace Analytical	Document Name: Sample Condition Upon Receipt (SCUR)	Document Revised: November 15, 2021 Page 1 of 2
	Document No.: F-CAR-CS-033-Rev.08	Issuing Authority: Pace Carolinas Quality Office

Laboratory receiving samples:

Asheville ☐ Eden ☐ Greenwood ☐ Huntersville ☐ Raleigh ☐ Me[illegible] ☐ [illegible] ☑ [illegible] ☐

WO#: 92601902

92601902

Sample Condition Upon Receipt

Client Name: GA Power

Project #:

Courier: ☐ Commercial ☐ Fed Ex ☑ Pace ☐ UPS ☐ USPS ☐ Other: ____ ☐ Client

Custody Seal Present? ☐ Yes ☑ No Seals Intact? ☐ Yes ☐ No

Date/Initials Person Examining Contents: 4/29/22 CO-11

Packing Material: ☐ Bubble Wrap ☐ Bubble Bags ☑ None ☐ Other

Biological Tissue Frozen? ☐ Yes ☐ No ☑ N/A

Thermometer: ☑ IR Gun ID: 214

Type of Ice: ☑ Wet ☐ Blue ☐ None

Cooler Temp: 2.4

Correction Factor: Add/Subtract (°C) +0.1

Cooler Temp Corrected (°C): 2.5

Temp should be above freezing to 6°C

☐ Samples out of temp criteria. Samples on ice, cooling process has begun

USDA Regulated Soil (☐ N/A, water sample)

Did samples originate in a quarantine zone within the United States: CA, NY, or SC (check maps)? ☐ Yes ☐ No

Did samples originate from a foreign source (internationally, including Hawaii and Puerto Rico)? ☐ Yes ☐ No

				Comments/Discrepancy:
Chain of Custody Present?	☑ Yes	☐ No	☐ N/A	1.
Samples Arrived within Hold Time?	☑ Yes	☐ No	☐ N/A	2.
Short Hold Time Analysis (<72 hr.)?	☐ Yes	☑ No	☐ N/A	3.
Rush Turn Around Time Requested?	☐ Yes	☑ No	☐ N/A	4.
Sufficient Volume?	☑ Yes	☐ No	☐ N/A	5.
Correct Containers Used?	☑ Yes	☐ No	☐ N/A	6.
-Pace Containers Used?	☑ Yes	☐ No	☐ N/A	
Containers Intact?	☑ Yes	☐ No	☐ N/A	7.
Dissolved analysis: Samples Field Filtered?	☐ Yes	☐ No	☑ N/A	8.
Sample Labels Match COC?	☑ Yes	☐ No	☐ N/A	9.
-Includes Date/Time/ID/Analysis Matrix: W				
Headspace in VOA Vials (>5-6mm)?	☐ Yes	☐ No	☑ N/A	10.
Trip Blank Present?	☐ Yes	☐ No	☑ N/A	11.
Trip Blank Custody Seals Present?	☐ Yes	☐ No	☑ N/A	

COMMENTS/SAMPLE DISCREPANCY

Field Data Required? ☐ Yes ☐ No

Lot ID of split containers:

CLIENT NOTIFICATION/RESOLUTION

Person contacted: _____ Date/Time: _____

Project Manager SCURF Review: _____ Date: _____

Project Manager SRF Review: _____ Date: _____

Pace Analytical®	Document Name: Sample Condition Upon Receipt (SCUR)	Document Revised: November 15, 2021 Page 2 of 2
	Document No.: F-CAR-CS-033-Rev.08	Issuing Authority: Pace Carolinas Quality Office

*Check mark top half of box if pH and/or dechlorination is verified and within the acceptance range for preservation samples.

Exceptions: VOA, Coliform, TOC, Oil and Grease, DRO/8015 (water) DOC, LLHg

**Bottom half of box is to list number of bottles

Project #

WO#: 92601902

PM: NMG Due Date: 05/13/22

CLIENT: GA-GA Power

Item#	BP4U-125 mL Plastic Unpreserved (N/A) (Cl-)	BP3U-250 mL Plastic Unpreserved (N/A)	BP2U-500 mL Plastic Unpreserved (N/A)	BP1U-1 liter Plastic Unpreserved (N/A)	BP4S-125 mL Plastic H2SO4 (pH < 2) (Cl-)	BP3N-250 mL plastic HNO3 (pH < 2)	BP4Z-125 mL Plastic ZN Acetate & NaOH (>9)	BP4B-125 mL Plastic NaOH (pH > 12) (Cl-)	WGFU-Wide-mouthed Glass jar Unpreserved	AG1U-1 liter Amber Unpreserved (N/A) (Cl-)	AG1H-1 liter Amber HCl (pH < 2)	AG3U-250 mL Amber Unpreserved (N/A) (Cl-)	AG1S-1 liter Amber H2SO4 (pH < 2)	AG3S-250 mL Amber H2SO4 (pH < 2)	AG3A(DG3A)-250 mL Amber NH4Cl (N/A)(Cl-)	DG9H-40 mL VOA HCl (N/A)	VG9T-40 mL VOA Na2S2O3 (N/A)	VG9U-40 mL VOA Unpreserved (N/A)	DG9P-40 mL VOA H3PO4 (N/A)	VOAK (3 vials per kit)-5035 kit (N/A)	V/GK (3 vials per kit)-VPH/Gas kit (N/A)	SP5T-125 mL Sterile Plastic (N/A – lab)	SP2T-250 mL Sterile Plastic (N/A – lab)	BP3A-250 mL Plastic (NH2)2SO4 (9.3-9.7)	AG0U-100 mL Amber Unpreserved vials (N/A)	VSGU-20 mL Scintillation vials (N/A)	DG9U-40 mL Amber Unpreserved vials (N/A)
1		1	1			1																					
2		1	1			1																					
3																											
4																											
5																											
6																											
7																											
8																											
9																											
10																											
11																											
12																											

BOIN

pH Adjustment Log for Preserved Samples

Sample ID	Type of Preservative	pH upon receipt	Date preservation adjusted	Time preservation adjusted	Amount of Preservative added	Lot #

Note: Whenever there is a discrepancy affecting North Carolina compliance samples, a copy of this form will be sent to the North Carolina DEHNR Certification Office (i.e. Out of hold, incorrect preservative, out of temp, incorrect containers.

Pace Analytical

CHAIN-OF-CUSTODY / Analytical Request Document

The Chain-of-Custody is a LEGAL DOCUMENT. All relevant fields must be completed accurately.

Page : 1 Of 1

Section A
Required Client Information:

Company: Georgia Power - Coal Combustion Residuals
Address: 2480 Maner Road
Atlanta, GA 30339
Email: klunnik@bsouthernco.com
Phone: 678-548-9415 Fax:
Requested Due Date:

Section B
Required Project Information:

Report To: Kristen Jurinko, Whitney Law
Copy To: Geosyntec
Purchase Order #:
Project Name: Plant Bowen Ash Pond
Project #:

Section C
Invoice Information:

Attention:
Company Name:
Address:
Pace Quote:
Pace Project Manager:
Pace Profile #: 315

Regulatory Agency:
State / Location: GA

Requested Analysis Filtered (Y/N)

ITEM #	SAMPLE ID (One Character per box. (A-Z, 0-9 / , -) Sample Ids must be unique)	MATRIX CODE (see valid codes to left)	SAMPLE TYPE (G=GRAB C=COMP)	COLLECTED START DATE	COLLECTED START TIME	COLLECTED END DATE	COLLECTED END TIME	SAMPLE TEMP AT COLLECTION	# OF CONTAINERS	Preservatives: Unpreserved	H2SO4	HNO3	HCl	NaOH	Na2S2O3	Methanol	Other	Analysis Test: TDS, Cl, F, SO4	Metals 6020 App. III	Metals 6020 App. IV (See List)	Radium 226, 228	Residual Chlorine (Y/N)	
1	PZ-7	SW	G	4/28/22	1102				5	2		3						X	X	X	X		6.57
2	FB-1	SW	G	4/28/22	1120				5	2		3						X	X	X	X		
3																							
4																							
5																							
6																							
7																							
8																							
9																							
10																							
11																							
12																							

ADDITIONAL COMMENTS	RELINQUISHED BY / AFFILIATION	DATE	TIME	ACCEPTED BY / AFFILIATION	DATE	TIME	SAMPLE CONDITIONS
App. III and IV CCR List	William Lanker	4/29/22	1015	Ryan Williams / Pace	4/29/22	1015	
	Ryan Williams / Pace	4/29/22	1305	Chuck Hart	4/29/22	1305	

SAMPLER NAME AND SIGNATURE
PRINT Name of SAMPLER:
SIGNATURE of SAMPLER:
DATE Signed: 4/28/22

TEMP in C | Received on Ice (Y/N) | Custody Sealed Cooler (Y/N) | Samples Intact (Y/N)

Pace Analytical Services, LLC
110 Technology Parkway
Peachtree Corners, GA 30092
(770)734-4200

June 06, 2022

Joju Abraham
Georgia Power-CCR
2480 Maner Road
Atlanta, GA 30339

RE: Project: BOWEN ASH POND RADS
Pace Project No.: 92601907

Dear Joju Abraham:

Enclosed are the analytical results for sample(s) received by the laboratory on April 29, 2022. The results relate only to the samples included in this report. Results reported herein conform to the applicable TNI/NELAC Standards and the laboratory's Quality Manual, where applicable, unless otherwise noted in the body of the report.

The test results provided in this final report were generated by each of the following laboratories within the Pace Network:

- Pace Analytical Services - Greensburg

If you have any questions concerning this report, please feel free to contact me.

Sincerely,

Nicole D'Oleo

Nicole D'Oleo
nicole.d'oleo@pacelabs.com
(704)875-9092
Project Manager

Enclosures

cc: Christine Hug, Geosyntec Consultants, Inc.
Kristen Jurinko
Thomas Kessler, Geosyntec
Whitney Law, Geosyntec Consultants
Laura Midkiff, Georgia Power
Noelia Muskus, Geosyntec Consultants
Ms. Lauren Petty, Southern Company
Anthony Szwast, Geosyntec
Nardos Tilahun, GeoSyntec
Dawit Yifru, Geosyntec Consultants, Inc.

This report shall not be reproduced, except in full,
without the written consent of Pace Analytical Services, LLC.

Pace Analytical Services, LLC
110 Technology Parkway
Peachtree Corners, GA 30092
(770)734-4200

CERTIFICATIONS

Project: BOWEN ASH POND RADS
Pace Project No.: 92601907

Pace Analytical Services Pennsylvania
1638 Roseytown Rd Suites 2,3&4, Greensburg, PA 15601
ANAB DOD-ELAP Rad Accreditation #: L2417
Alabama Certification #: 41590
Arizona Certification #: AZ0734
Arkansas Certification
California Certification #: 04222CA
Colorado Certification #: PA01547
Connecticut Certification #: PH-0694
Delaware Certification
EPA Region 4 DW Rad
Florida/TNI Certification #: E87683
Georgia Certification #: C040
Florida: Cert E871149 SEKS WET
Guam Certification
Hawaii Certification
Idaho Certification
Illinois Certification
Indiana Certification
Iowa Certification #: 391
Kansas/TNI Certification #: E-10358
Kentucky Certification #: KY90133
KY WW Permit #: KY0098221
KY WW Permit #: KY0000221
Louisiana DHH/TNI Certification #: LA180012
Louisiana DEQ/TNI Certification #: 4086
Maine Certification #: 2017020
Maryland Certification #: 308
Massachusetts Certification #: M-PA1457
Michigan/PADEP Certification #: 9991
Missouri Certification #: 235
Montana Certification #: Cert0082
Nebraska Certification #: NE-OS-29-14
Nevada Certification #: PA014572018-1
New Hampshire/TNI Certification #: 297617
New Jersey/TNI Certification #: PA051
New Mexico Certification #: PA01457
New York/TNI Certification #: 10888
North Carolina Certification #: 42706
North Dakota Certification #: R-190
Ohio EPA Rad Approval: #41249
Oregon/TNI Certification #: PA200002-010
Pennsylvania/TNI Certification #: 65-00282
Puerto Rico Certification #: PA01457
Rhode Island Certification #: 65-00282
South Dakota Certification
Tennessee Certification #: 02867
Texas/TNI Certification #: T104704188-17-3
Utah/TNI Certification #: PA014572017-9
USDA Soil Permit #: P330-17-00091
Vermont Dept. of Health: ID# VT-0282
Virgin Island/PADEP Certification
Virginia/VELAP Certification #: 460198
Washington Certification #: C868
West Virginia DEP Certification #: 143
West Virginia DHHR Certification #: 9964C
Wisconsin Approve List for Rad
Wyoming Certification #: 8TMS-L

This report shall not be reproduced, except in full,
without the written consent of Pace Analytical Services, LLC.

Pace Analytical Services, LLC
110 Technology Parkway
Peachtree Corners, GA 30092
(770)734-4200

SAMPLE SUMMARY

Project: BOWEN ASH POND RADS
Pace Project No.: 92601907

Lab ID	Sample ID	Matrix	Date Collected	Date Received
92601907001	**PZ-7**	Water	04/28/22 11:02	04/29/22 10:15
92601907002	**FB-1**	Water	04/28/22 11:20	04/29/22 10:15

This report shall not be reproduced, except in full,
without the written consent of Pace Analytical Services, LLC.

Pace Analytical Services, LLC
110 Technology Parkway
Peachtree Corners, GA 30092
(770)734-4200

SAMPLE ANALYTE COUNT

Project: BOWEN ASH POND RADS
Pace Project No.: 92601907

Lab ID	Sample ID	Method	Analysts	Analytes Reported	Laboratory
92601907001	**PZ-7**	EPA 9315	JC2	1	PASI-PA
		EPA 9320	VAL	1	PASI-PA
92601907002	**FB-1**	EPA 9315	JC2	1	PASI-PA
		EPA 9320	VAL	1	PASI-PA

PASI-PA = Pace Analytical Services - Greensburg

This report shall not be reproduced, except in full,
without the written consent of Pace Analytical Services, LLC.

Pace Analytical Services, LLC
110 Technology Parkway
Peachtree Corners, GA 30092
(770)734-4200

SUMMARY OF DETECTION

Project: BOWEN ASH POND RADS
Pace Project No.: 92601907

Lab Sample ID Method	Client Sample ID Parameters	Result	Units	Report Limit	Analyzed	Qualifiers
92601907001	**PZ-7**					
EPA 9315	Radium-226	0.0607 ± 0.102 (0.229) C:99% T:NA	pCi/L		06/01/22 13:47	
EPA 9320	Radium-228	0.544 ± 0.557 (1.17) C:75% T:84%	pCi/L		05/24/22 15:16	
92601907002	**FB-1**					
EPA 9315	Radium-226	0.0305 ± 0.0984 (0.242) C:94% T:NA	pCi/L		06/01/22 13:47	
EPA 9320	Radium-228	-0.0677 ± 0.430 (0.996) C:78% T:91%	pCi/L		05/24/22 15:16	

This report shall not be reproduced, except in full,
without the written consent of Pace Analytical Services, LLC.

Pace Analytical Services, LLC
110 Technology Parkway
Peachtree Corners, GA 30092
(770)734-4200

ANALYTICAL RESULTS - RADIOCHEMISTRY

Project: BOWEN ASH POND RADS
Pace Project No.: 92601907

Sample: PZ-7 **Lab ID: 92601907001** Collected: 04/28/22 11:02 Received: 04/29/22 10:15 Matrix: Water
PWS: Site ID: Sample Type:

Parameters	Method	Act ± Unc (MDC) Carr Trac	Units	Analyzed	CAS No.	Qual
	Pace Analytical Services - Greensburg					
Radium-226	EPA 9315	**0.0607 ± 0.102 (0.229)** **C:99% T:NA**	pCi/L	06/01/22 13:47	13982-63-3	
	Pace Analytical Services - Greensburg					
Radium-228	EPA 9320	**0.544 ± 0.557 (1.17)** **C:75% T:84%**	pCi/L	05/24/22 15:16	15262-20-1	

This report shall not be reproduced, except in full,
without the written consent of Pace Analytical Services, LLC.

Pace Analytical Services, LLC
110 Technology Parkway
Peachtree Corners, GA 30092
(770)734-4200

ANALYTICAL RESULTS - RADIOCHEMISTRY

Project: BOWEN ASH POND RADS
Pace Project No.: 92601907

Sample: FB-1 **Lab ID: 92601907002** Collected: 04/28/22 11:20 Received: 04/29/22 10:15 Matrix: Water
PWS: Site ID: Sample Type:

Parameters	Method	Act ± Unc (MDC) Carr Trac	Units	Analyzed	CAS No.	Qual
	Pace Analytical Services - Greensburg					
Radium-226	EPA 9315	**0.0305 ± 0.0984 (0.242)** **C:94% T:NA**	pCi/L	06/01/22 13:47	13982-63-3	
	Pace Analytical Services - Greensburg					
Radium-228	EPA 9320	**-0.0677 ± 0.430 (0.996)** **C:78% T:91%**	pCi/L	05/24/22 15:16	15262-20-1	

This report shall not be reproduced, except in full,
without the written consent of Pace Analytical Services, LLC.

Pace Analytical Services, LLC
110 Technology Parkway
Peachtree Corners, GA 30092
(770)734-4200

QUALITY CONTROL - RADIOCHEMISTRY

Project: BOWEN ASH POND RADS
Pace Project No.: 92601907

QC Batch: 504556
QC Batch Method: EPA 9315
Analysis Method: EPA 9315
Analysis Description: 9315 Total Radium
Laboratory: Pace Analytical Services - Greensburg
Associated Lab Samples: 92601907001, 92601907002

METHOD BLANK: 2443960
Matrix: Water
Associated Lab Samples: 92601907001, 92601907002

Parameter	Act ± Unc (MDC) Carr Trac	Units	Analyzed	Qualifiers
Radium-226	0.00747 ± 0.110 (0.288) C:91% T:NA	pCi/L	06/01/22 13:47	

Results presented on this page are in the units indicated by the "Units" column except where an alternate unit is presented to the right of the result.

This report shall not be reproduced, except in full,
without the written consent of Pace Analytical Services, LLC.

Pace Analytical Services, LLC
110 Technology Parkway
Peachtree Corners, GA 30092
(770)734-4200

QUALITY CONTROL - RADIOCHEMISTRY

Project: BOWEN ASH POND RADS
Pace Project No.: 92601907

QC Batch: 503480
QC Batch Method: EPA 9320
Analysis Method: EPA 9320
Analysis Description: 9320 Radium 228
Laboratory: Pace Analytical Services - Greensburg
Associated Lab Samples: 92601907001, 92601907002

METHOD BLANK: 2437885
Matrix: Water
Associated Lab Samples: 92601907001, 92601907002

Parameter	Act ± Unc (MDC) Carr Trac	Units	Analyzed	Qualifiers
Radium-228	0.239 ± 0.295 (0.623) C:79% T:89%	pCi/L	05/24/22 15:21	

Results presented on this page are in the units indicated by the "Units" column except where an alternate unit is presented to the right of the result.

This report shall not be reproduced, except in full,
without the written consent of Pace Analytical Services, LLC.

Pace Analytical Services, LLC
110 Technology Parkway
Peachtree Corners, GA 30092
(770)734-4200

QUALIFIERS

Project: BOWEN ASH POND RADS
Pace Project No.: 92601907

DEFINITIONS

DF - Dilution Factor, if reported, represents the factor applied to the reported data due to dilution of the sample aliquot.

ND - Not Detected at or above adjusted reporting limit.

TNTC - Too Numerous To Count

J - Estimated concentration above the adjusted method detection limit and below the adjusted reporting limit.

MDL - Adjusted Method Detection Limit.

PQL - Practical Quantitation Limit.

RL - Reporting Limit - The lowest concentration value that meets project requirements for quantitative data with known precision and bias for a specific analyte in a specific matrix.

S - Surrogate

1,2-Diphenylhydrazine decomposes to and cannot be separated from Azobenzene using Method 8270. The result for each analyte is a combined concentration.

Consistent with EPA guidelines, unrounded data are displayed and have been used to calculate % recovery and RPD values.

LCS(D) - Laboratory Control Sample (Duplicate)

MS(D) - Matrix Spike (Duplicate)

DUP - Sample Duplicate

RPD - Relative Percent Difference

NC - Not Calculable.

SG - Silica Gel - Clean-Up

U - Indicates the compound was analyzed for, but not detected.

Acid preservation may not be appropriate for 2 Chloroethylvinyl ether.

A separate vial preserved to a pH of 4-5 is recommended in SW846 Chapter 4 for the analysis of Acrolein and Acrylonitrile by EPA Method 8260.

N-Nitrosodiphenylamine decomposes and cannot be separated from Diphenylamine using Method 8270. The result reported for each analyte is a combined concentration.

Reported results are not rounded until the final step prior to reporting. Therefore, calculated parameters that are typically reported as "Total" may vary slightly from the sum of the reported component parameters.

Act - Activity

Unc - Uncertainty: SDWA = 1.96 sigma count uncertainty, all other matrices = Expanded Uncertainty (95% confidence interval). Gamma Spec = Expanded Uncertainty (95.4% Confidence Interval)

(MDC) - Minimum Detectable Concentration

Trac - Tracer Recovery (%)

Carr - Carrier Recovery (%)

Pace Analytical is TNI accredited. Contact your Pace PM for the current list of accredited analytes.

TNI - The NELAC Institute.

This report shall not be reproduced, except in full,
without the written consent of Pace Analytical Services, LLC.

Pace Analytical Services, LLC
110 Technology Parkway
Peachtree Corners, GA 30092
(770)734-4200

QUALITY CONTROL DATA CROSS REFERENCE TABLE

Project: BOWEN ASH POND RADS
Pace Project No.: 92601907

Lab ID	Sample ID	QC Batch Method	QC Batch	Analytical Method	Analytical Batch
92601907001	**PZ-7**	EPA 9315	504556		
92601907002	**FB-1**	EPA 9315	504556		
92601907001	**PZ-7**	EPA 9320	503480		
92601907002	**FB-1**	EPA 9320	503480		

This report shall not be reproduced, except in full,
without the written consent of Pace Analytical Services, LLC.

Pace Analytical	Document Name: Sample Condition Upon Receipt (SCUR)	Document Revised: November 15, 2021 Page 1 of 2
	Document No.: F-CAR-CS-033-Rev.08	Issuing Authority: Pace Carolinas Quality Office

Laboratory receiving samples:
Asheville ☐ Eden ☐ Greenwood ☐ Huntersville ☐ Raleigh ☐ Mechanicsville ☐ Atlanta ☑ Kernersville ☐

Sample Condition Upon Receipt

Client Name: GA Power

Project #:

WO#: 92601907

92601907

Courier: ☐ Commercial ☑ Fed Ex ☐ UPS ☐ USPS ☐ Client ☐ Pace ☐ Other:

Custody Seal Present? ☐ Yes ☑ No **Seals Intact?** ☐ Yes ☐ No

Date/Initials Person Examining Contents: 4/29/22 CO-11

Packing Material: ☐ Bubble Wrap ☐ Bubble Bags ☑ None ☐ Other

Biological Tissue Frozen? ☐ Yes ☐ No ☑ N/A

Thermometer: ☑ IR Gun ID: 214

Type of Ice: ☑ Wet ☐ Blue ☐ None

Cooler Temp: 2.4 **Correction Factor:** Add/Subtract (°C) +0.1

Cooler Temp Corrected (°C): 2.5

Temp should be above freezing to 6°C
☐ Samples out of temp criteria. Samples on ice, cooling process has begun

USDA Regulated Soil (☐ N/A, water sample)
Did samples originate in a quarantine zone within the United States: CA, NY, or SC (check maps)? ☐ Yes ☐ No

Did samples originate from a foreign source (internationally, including Hawaii and Puerto Rico)? ☐ Yes ☐ No

				Comments/Discrepancy:
Chain of Custody Present?	☑ Yes	☐ No	☐ N/A	1.
Samples Arrived within Hold Time?	☑ Yes	☐ No	☐ N/A	2.
Short Hold Time Analysis (<72 hr.)?	☐ Yes	☑ No	☐ N/A	3.
Rush Turn Around Time Requested?	☐ Yes	☑ No	☐ N/A	4.
Sufficient Volume?	☑ Yes	☐ No	☐ N/A	5.
Correct Containers Used?	☑ Yes	☐ No	☐ N/A	6.
-Pace Containers Used?	☑ Yes	☐ No	☐ N/A	
Containers Intact?	☑ Yes	☐ No	☐ N/A	7.
Dissolved analysis: Samples Field Filtered?	☐ Yes	☐ No	☑ N/A	8.
Sample Labels Match COC?	☑ Yes	☐ No	☐ N/A	9.
-Includes Date/Time/ID/Analysis Matrix: W				
Headspace in VOA Vials (>5-6mm)?	☐ Yes	☐ No	☑ N/A	10.
Trip Blank Present?	☐ Yes	☐ No	☑ N/A	11.
Trip Blank Custody Seals Present?	☐ Yes	☐ No	☑ N/A	

COMMENTS/SAMPLE DISCREPANCY

Field Data Required? ☐ Yes ☐ No

Lot ID of split containers:

CLIENT NOTIFICATION/RESOLUTION

Person contacted: _____ Date/Time: _____

Project Manager SCURF Review: _____ **Date:** _____

Project Manager SRF Review: _____ **Date:** _____

Pace Analytical®	Document Name: Sample Condition Upon Receipt (SCUR)	Document Revised: November 15, 2021 Page 2 of 2
	Document No.: F-CAR-CS-033-Rev.08	Issuing Authority: Pace Carolinas Quality Office

*Check mark top half of box if pH and/or dechlorination is verified and within the acceptance range for preservation samples.

Exceptions: VOA, Coliform, TOC, Oil and Grease, DRO/8015 (water) DOC, LLHg

**Bottom half of box is to list number of bottles

Project # WO#: 92601907

PM: NMG Due Date: 05/20/22

CLIENT: GA-GA Power

Item#	BP4U-125 mL Plastic Unpreserved (N/A) (Cl-)	BP3U-250 mL Plastic Unpreserved (N/A)	BP2U-500 mL Plastic Unpreserved (N/A)	BP1U-1 liter Plastic Unpreserved (N/A)	BP6S-125 mL Plastic H2SO4 (pH < 2) (Cl-)	BP3N-250 mL plastic HNO3 (pH < 2)	BP4Z-125 mL Plastic ZN Acetate & NaOH (>9)	BP4B-125 mL Plastic NaOH (pH > 12) (Cl-)	WGFU-Wide-mouthed Glass jar Unpreserved	AG1U-1 liter Amber Unpreserved (N/A) (Cl-)	AG1H-1 liter Amber HCl (pH < 2)	AG3U-250 mL Amber Unpreserved (N/A) (Cl-)	AG1S-1 liter Amber H2SO4 (pH < 2)	AG3S-250 mL Amber H2SO4 (pH < 2)	AG3A(DG3A)-250 mL Amber NH4Cl (N/A)(Cl-)	DG9H-40 mL VOA HCl (N/A)	VG9T-40 mL VOA Na2S2O3 (N/A)	VG9U-40 mL VOA Unpreserved (N/A)	DG9P-40 mL VOA H3PO4 (N/A)	VOAK (3 vials per kit)-5035 kit (N/A)	V/GK (3 vials per kit)-VPH/Gas kit (N/A)	SP5T-125 mL Sterile Plastic (N/A – lab)	SP2T-250 mL Sterile Plastic (N/A – lab)	BP1N	BP3A-250 mL Plastic (NH2)2SO4 (9.1-9.7)	AG0U-100 mL Amber Unpreserved vials (N/A)	VSGU-20 mL Scintillation vials (N/A)	DG9U-40 mL Amber Unpreserved vials (N/A)
1		1	1			1																		2				
2		1	1			1																		2				
3																												
4																												
5																												
6																												
7																												
8																												
9																												
10																												
11																												
12																												

pH Adjustment Log for Preserved Samples

Sample ID	Type of Preservative	pH upon receipt	Date preservation adjusted	Time preservation adjusted	Amount of Preservative added	Lot #

Note: Whenever there is a discrepancy affecting North Carolina compliance samples, a copy of this form will be sent to the North Carolina DEHNR Certification Office (i.e. Out of hold, incorrect preservative, out of temp, incorrect containers.

Pace Analytical

CHAIN-OF-CUSTODY / Analytical Request Document

The Chain-of-Custody is a LEGAL DOCUMENT. All relevant fields must be completed accurately.

Page : 1 Of 1

Section A
Required Client Information:

Company:	Georgia Power - Coal Combustion Residuals
Address:	2480 Maner Road
	Atlanta, GA 30339
Email:	kjunnik@southernco.com
Phone: 678-548-9415	Fax:
Requested Due Date:	

Section B
Required Project Information:

Report To:	Kristen Jurinko, Whitney Law
Copy To:	Geosyntec
Purchase Order #:	
Project Name:	Plant Bowen Ash Pond
Project #:	

Section C
Invoice Information:

Attention:	
Company Name:	
Address:	
Pace Quote:	
Pace Project Manager:	
Pace Profile #:	315

Regulatory Agency
State / Location
GA

SAMPLE ID
One Character per box.
(A-Z, 0-9 / , -)
Sample Ids must be unique

MATRIX	CODE
Drinking Water	DW
Water	WT
Waste Water	WW
Product	P
Soil/Solid	SL
Oil	OL
Wipe	WP
Air	AR
Other	OT
Tissue	TS

ITEM #	SAMPLE ID	MATRIX CODE (see valid codes to left)	SAMPLE TYPE (G=GRAB C=COMP)	COLLECTED START DATE	COLLECTED START TIME	COLLECTED END DATE	COLLECTED END TIME	SAMPLE TEMP AT COLLECTION	# OF CONTAINERS	Unpreserved	H2SO4	HNO3	HCl	NaOH	Na2S2O3	Methanol	Other	Analysis Test Y/N	TDS, Cl, F, SO4	Metals 6020 App. III	Metals 6020 App. IV (See List)	Radium 226, 228	Residual Chlorine (Y/N)	
1	PZ-7	WT	G	4/20/22	1102				5	2		3							X	X	X	X		6.57
2	FB-1	WT	G	4/20/22	1120				5	2		3							X	X	X	X		
3																								
4																								
5																								
6																								
7																								
8																								
9																								
10																								
11																								
12																								

Requested Analysis Filtered (Y/N)

ADDITIONAL COMMENTS	RELINQUISHED BY / AFFILIATION	DATE	TIME	ACCEPTED BY / AFFILIATION	DATE	TIME
App. III and IV CCR List	William Leaker	4/29/22	1015	Ryan Williams / Pace	4/29/22	1015
	Ryan Williams / Pace	4/29/22	1305	Chanda Hunt	4/29/22	1305

SAMPLE CONDITIONS

TEMP in C	Received on ice (Y/N)	Custody Sealed Cooler (Y/N)	Samples Intact (Y/N)

SAMPLER NAME AND SIGNATURE

PRINT Name of SAMPLER: [illegible]

SIGNATURE of SAMPLER: [illegible]

DATE Signed: 4/28/22

Quality Control Sample Performance Assessment

Pace Analytical
www.pacelabs.com

Test:	Ra-226
Analyst:	JC2
Date:	6/2/2022
Worklist:	66703
Matrix:	DW

Analyst Must Manually Enter All Fields Highlighted in Yellow.

Method Blank Assessment	
MB Sample ID	2443980
MB concentration:	0.007
M/B Counting Uncertainty:	0.110
MB MDC:	0.288
MB Numerical Performance Indicator:	0.13
MB Status vs Numerical Indicator:	N/A
MB Status vs. MDC:	Pass

Laboratory Control Sample Assessment	LCSD (Y or N)?	Y
	LCS66703	LCSD66703
Count Date:	6/1/2022	6/1/2022
Spike I.D.:	19-033	19-033
Decay Corrected Spike Concentration (pCi/mL):	24.027	24.027
Volume Used (mL):	0.10	0.10
Aliquot Volume (L, g, F):	0.503	0.501
Target Conc. (pCi/L, g, F):	4.778	4.791
Uncertainty (Calculated):	0.057	0.057
Result (pCi/L, g, F):	4.980	4.259
LCS/LCSD Counting Uncertainty (pCi/L, g, F):	0.528	0.493
Numerical Performance Indicator:	0.75	-2.10
Percent Recovery:	104.23%	88.89%
Status vs Numerical Indicator:	N/A	N/A
Status vs Recovery:	Pass	Pass
Upper % Recovery Limits:	125%	125%
Lower % Recovery Limits:	75%	75%

Sample Matrix Spike Control Assessment	MS/MSD 1	MS/MSD 2
Sample Collection Date:		
Sample I.D.		
Sample MS I.D.		
Sample MSD I.D.		
Spike I.D.:		
MS/MSD Decay Corrected Spike Concentration (pCi/mL):		
Spike Volume Used in MS (mL):		
Spike Volume Used in MSD (mL):		
MS Aliquot (L, g, F):		
MS Target Conc.(pCi/L, g, F):		
MSD Aliquot (L, g, F):		
MSD Target Conc. (pCi/L, g, F):		
MS Spike Uncertainty (calculated):		
MSD Spike Uncertainty (calculated):		
Sample Result:		
Sample Result Counting Uncertainty (pCi/L, g, F):		
Sample Matrix Spike Result:		
Matrix Spike Result Counting Uncertainty (pCi/L, g, F):		
Sample Matrix Spike Duplicate Result:		
Matrix Spike Duplicate Result Counting Uncertainty (pCi/L, g, F):		
MS Numerical Performance Indicator:		
MSD Numerical Performance Indicator:		
MS Percent Recovery:		
MSD Percent Recovery:		
MS Status vs Numerical Indicator:		
MSD Status vs Numerical Indicator:		
MS Status vs Recovery:		
MSD Status vs Recovery:		
MS/MSD Upper % Recovery Limits:		
MS/MSD Lower % Recovery Limits:		

Duplicate Sample Assessment		
Sample I.D.:	LCS66703	
Duplicate Sample I.D.	LCSD66703	
Sample Result (pCi/L, g, F):	4.980	
Sample Result Counting Uncertainty (pCi/L, g, F):	0.528	
Sample Duplicate Result (pCi/L, g, F):	4.259	
Sample Duplicate Result Counting Uncertainty (pCi/L, g, F):	0.493	
Are sample and/or duplicate results below RL?	NO	
Duplicate Numerical Performance Indicator:	1.957	
(Based on the LCS/LCSD Percent Recoveries) Duplicate RPD:	15.89%	
Duplicate Status vs Numerical Indicator:	N/A	
Duplicate Status vs RPD:	Pass	
% RPD Limit:	25%	

Matrix Spike/Matrix Spike Duplicate Sample Assessment		
Sample I.D.		
Sample MS I.D.		
Sample MSD I.D.		
Sample Matrix Spike Result:		
Matrix Spike Result Counting Uncertainty (pCi/L, g, F):		
Sample Matrix Spike Duplicate Result:		
Matrix Spike Duplicate Result Counting Uncertainty (pCi/L, g, F):		
Duplicate Numerical Performance Indicator:		
(Based on the Percent Recoveries) MS/ MSD Duplicate RPD:		
MS/ MSD Duplicate Status vs Numerical Indicator:		
MS/ MSD Duplicate Status vs RPD:		
% RPD Limit:		

Evaluation of duplicate precision is not applicable if either the sample or duplicate results are below the MDC.

Comments:

JK 6/3/22

LAM 6/3/22

Quality Control Sample Performance Assessment

Pace Analytical
www.pacelabs.com

Test:	Ra-228
Analyst:	VAL
Date:	5/13/2022
Worklist:	66646
Matrix:	WT

Analyst Must Manually Enter All Fields Highlighted in Yellow.

Method Blank Assessment	
MB Sample ID	2437885
MB concentration:	0.239
M/B 2 Sigma CSU:	0.295
MB MDC:	0.623
MB Numerical Performance Indicator:	1.59
MB Status vs Numerical Indicator:	Pass
MB Status vs. MDC:	Pass

Laboratory Control Sample Assessment	LCSD (Y or N)?	N
	LCS66646	LCSD66646
Count Date:	5/24/2022	
Spike I.D.:	22-016	
Decay Corrected Spike Concentration (pCi/mL):	35.637	
Volume Used (mL):	0.10	
Aliquot Volume (L, g, F):	0.814	
Target Conc. (pCi/L, g, F):	4.377	
Uncertainty (Calculated):	0.214	
Result (pCi/L, g, F):	4.173	
LCS/LCSD 2 Sigma CSU (pCi/L, g, F):	0.975	
Numerical Performance Indicator:	-0.40	
Percent Recovery:	95.35%	
Status vs Numerical Indicator:	N/A	
Status vs Recovery:	Pass	
Upper % Recovery Limits:	135%	
Lower % Recovery Limits:	60%	

Sample Matrix Spike Control Assessment	MS/MSD 1	MS/MSD 2
Sample Collection Date:	4/20/2022	
Sample I.D.	30487979007	
Sample MS I.D.	30487979008	
Sample MSD I.D.	30487979009	
Spike I.D.:	22-016	
MS/MSD Decay Corrected Spike Concentration (pCi/mL):	35.039	
Spike Volume Used in MS (mL):	0.20	
Spike Volume Used in MSD (mL):	0.20	
MS Aliquot (L, g, F):	0.801	
MS Target Conc.(pCi/L, g, F):	8.997	
MSD Aliquot (L, g, F):	0.801	
MSD Target Conc. (pCi/L, g, F):	9.003	
MS Spike Uncertainty (calculated):	0.441	
MSD Spike Uncertainty (calculated):	0.441	
Sample Result:	0.848	
Sample Result 2 Sigma CSU (pCi/L, g, F):	0.582	
Sample Matrix Spike Result:	10.077	
Matrix Spike Result 2 Sigma CSU (pCi/L, g, F):	2.119	
Sample Matrix Spike Duplicate Result:	9.483	
Matrix Spike Duplicate Result 2 Sigma CSU (pCi/L, g, F):	1.994	
MS Numerical Performance Indicator:	0.204	
MSD Numerical Performance Indicator:	-0.340	
MS Percent Recovery:	102.59%	
MSD Percent Recovery:	95.91%	
MS Status vs Numerical Indicator:	Pass	
MSD Status vs Numerical Indicator:	Pass	
MS Status vs Recovery:	Pass	
MSD Status vs Recovery:	Pass	
MS/MSD Upper % Recovery Limits:	135%	
MS/MSD Lower % Recovery Limits:	60%	

Duplicate Sample Assessment		
Sample I.D.:		Enter Duplicate sample IDs if other than LCS/LCSD in the space below.
Duplicate Sample I.D.		
Sample Result (pCi/L, g, F):		
Sample Result 2 Sigma CSU (pCi/L, g, F):		
Sample Duplicate Result (pCi/L, g, F):		
Sample Duplicate Result 2 Sigma CSU (pCi/L, g, F):		
Are sample and/or duplicate results below RL?	See Below ##	
Duplicate Numerical Performance Indicator:		
Duplicate RPD:		
Duplicate Status vs Numerical Indicator:		
Duplicate Status vs RPD:		
% RPD Limit:		

Matrix Spike/Matrix Spike Duplicate Sample Assessment		
Sample I.D.	30487979007	
Sample MS I.D.	30487979008	
Sample MSD I.D.	30487979009	
Sample Matrix Spike Result:	10.077	
Matrix Spike Result 2 Sigma CSU (pCi/L, g, F):	2.119	
Sample Matrix Spike Duplicate Result:	9.483	
Matrix Spike Duplicate Result 2 Sigma CSU (pCi/L, g, F):	1.994	
Duplicate Numerical Performance Indicator:	0.400	
(Based on the Percent Recoveries) MS/ MSD Duplicate RPD:	6.73%	
MS/ MSD Duplicate Status vs Numerical Indicator:	Pass	
MS/ MSD Duplicate Status vs RPD:	Pass	
% RPD Limit:	36%	

Evaluation of duplicate precision is not applicable if either the sample or duplicate results are below the MDC.

Comments:

OK 5/25/22

VAL
5/25/22

July/August 2022

Pace Analytical Services, LLC
110 Technology Parkway
Peachtree Corners, GA 30092
(770)734-4200

November 03, 2022

Joju Abraham
Georgia Power-CCR
2480 Maner Road
Atlanta, GA 30339

RE: Project: BOWEN AP-1-Revised Report
Pace Project No.: 92617392

Dear Joju Abraham:

Enclosed are the analytical results for sample(s) received by the laboratory between July 28, 2022 and August 04, 2022. The results relate only to the samples included in this report. Results reported herein conform to the applicable TNI/NELAC Standards and the laboratory's Quality Manual, where applicable, unless otherwise noted in the body of the report.

The test results provided in this final report were generated by each of the following laboratories within the Pace Network:

- Pace Analytical Services - Asheville
- Pace Analytical Services - Charlotte
- Pace Analytical Services - Peachtree Corners, GA

Revision 1: Issued on 10/12/22 to correct the sample receipt date/time for several samples, to update the field pH of one sample, and to include a revised COC.

Revision 2: Issued on 10/21/22 to update the COCs included in the report, per client request.

Revision 3: Issued on 11/3/22 to include only the revised COC in the report, per client request.

If you have any questions concerning this report, please feel free to contact me.

Sincerely,

Nicole D'Oleo

Nicole D'Oleo
nicole.d'oleo@pacelabs.com
(704)875-9092
Project Manager

Enclosures

cc: Noelia Gangi, Georgia Power
Ben Hodges, Georgia Power
Christine Hug, Geosyntec Consultants, Inc.
Kristen Jurinko

REPORT OF LABORATORY ANALYSIS

This report shall not be reproduced, except in full,
without the written consent of Pace Analytical Services, LLC.

Pace Analytical Services, LLC
110 Technology Parkway
Peachtree Corners, GA 30092
(770)734-4200

cc: Thomas Kessler, Geosyntec
Whitney Law, Geosyntec Consultants
Laura Midkiff, Georgia Power
Noelia Muskus, Geosyntec Consultants
Ms. Lauren Petty, Southern Company
Michael Smilley, Georgia Power
Brian Steele, Stantec
Andrew Stevens, Stantec
Tina Sullivan, ERM
Cassidy Sutherland, Stantec
Anthony Szwast, Geosyntec
Nardos Tilahun, GeoSyntec
Dawit Yifru, Geosyntec Consultants, Inc.

This report shall not be reproduced, except in full,
without the written consent of Pace Analytical Services, LLC.

Pace Analytical Services, LLC
110 Technology Parkway
Peachtree Corners, GA 30092
(770)734-4200

CERTIFICATIONS

Project: BOWEN AP-1-Revised Report
Pace Project No.: 92617392

Pace Analytical Services Charlotte

South Carolina Laboratory ID: 99006
9800 Kincey Ave. Ste 100, Huntersville, NC 28078
North Carolina Drinking Water Certification #: 37706
North Carolina Field Services Certification #: 5342
North Carolina Wastewater Certification #: 12
South Carolina Laboratory ID: 99006
South Carolina Certification #: 99006001
South Carolina Drinking Water Cert. #: 99006003
Florida/NELAP Certification #: E87627
Kentucky UST Certification #: 84
Louisiana DoH Drinking Water #: LA029
Virginia/VELAP Certification #: 460221

Pace Analytical Services Asheville

2225 Riverside Drive, Asheville, NC 28804
Florida/NELAP Certification #: E87648
North Carolina Drinking Water Certification #: 37712
North Carolina Wastewater Certification #: 40
South Carolina Laboratory ID: 99030
South Carolina Certification #: 99030001
Virginia/VELAP Certification #: 460222

Pace Analytical Services Peachtree Corners

110 Technology Pkwy, Peachtree Corners, GA 30092
Florida DOH Certification #: E87315
Georgia DW Inorganics Certification #: 812
North Carolina Certification #: 381
South Carolina Certification #: 98011001

This report shall not be reproduced, except in full,
without the written consent of Pace Analytical Services, LLC.

Pace Analytical Services, LLC
110 Technology Parkway
Peachtree Corners, GA 30092
(770)734-4200

SAMPLE SUMMARY

Project: BOWEN AP-1-Revised Report
Pace Project No.: 92617392

Lab ID	Sample ID	Matrix	Date Collected	Date Received
92617392001	**BGWA-2**	Water	07/26/22 13:42	07/28/22 10:12
92617392002	**BGWA-29**	Water	07/26/22 10:56	07/28/22 10:12
92617392003	**BGWA-47D**	Water	07/26/22 12:20	07/28/22 10:12
92617392004	**BGWA-48D**	Water	07/26/22 10:51	07/28/22 10:12
92617392005	**BGWC-8**	Water	07/26/22 13:34	07/28/22 10:12
92617392006	**BGWC-9**	Water	07/26/22 15:18	07/28/22 10:12
92617392007	**BGWC-14A**	Water	07/26/22 15:15	07/28/22 10:12
92617392008	**BGWA-6**	Water	07/26/22 12:30	07/28/22 10:12
92617392009	**BGWC-44D**	Water	07/26/22 11:05	07/28/22 10:12
92617392010	**BGWC-50D**	Water	07/26/22 14:45	07/28/22 10:12
92617392011	**FB-1**	Water	07/26/22 15:50	07/28/22 10:12
92617392012	**DUP-1**	Water	07/26/22 00:00	07/28/22 10:12
92617392013	**BGWC-12**	Water	07/27/22 12:53	07/28/22 10:12
92617392014	**BGWC-16**	Water	07/27/22 10:00	07/28/22 10:12
92617392015	**BGWC-17**	Water	07/27/22 11:45	07/28/22 10:12
92617392016	**BGWC-18**	Water	07/27/22 13:30	07/28/22 10:12
92617392017	**BGWC-19**	Water	07/27/22 15:20	07/28/22 10:12
92617392018	**BGWC-20**	Water	07/27/22 15:10	07/28/22 10:12
92617392019	**BGWC-25**	Water	07/27/22 15:05	07/28/22 10:12
92617392020	**FB-2**	Water	07/27/22 16:00	07/28/22 10:12
92617392021	**DUP-2**	Water	07/27/22 00:00	07/28/22 10:12
92617392022	**BGWC-7**	Water	07/28/22 10:00	08/01/22 10:54
92617392023	**BGWC-10**	Water	07/28/22 11:04	08/01/22 10:54
92617392024	**BGWC-21**	Water	07/28/22 14:45	08/01/22 10:54
92617392025	**BGWC-31**	Water	07/28/22 12:42	08/01/22 10:54
92617392026	**BGWC-34D**	Water	07/28/22 11:10	08/01/22 10:54
92617392027	**BGWC-35D**	Water	07/28/22 10:10	08/01/22 10:54
92617392028	**BGWC-37D**	Water	07/28/22 11:30	08/01/22 10:54
92617392029	**BGWC-40**	Water	07/28/22 14:44	08/01/22 10:54
92617392030	**BGWC-42D**	Water	07/28/22 13:00	08/01/22 10:54
92617392031	**BGWC-52**	Water	07/28/22 14:42	08/01/22 10:54
92617392032	**FB-3**	Water	07/28/22 15:30	08/01/22 10:54
92617392033	**DUP-3**	Water	07/28/22 00:00	08/01/22 10:54
92617392034	**BGWC-32**	Water	07/29/22 10:46	08/01/22 10:54
92617392035	**BGWC-36D**	Water	07/29/22 10:00	08/01/22 10:54
92617392036	**BGWC-41D**	Water	07/29/22 09:49	08/01/22 10:54
92617392037	**FB-4**	Water	07/29/22 10:45	08/01/22 10:54

This report shall not be reproduced, except in full,
without the written consent of Pace Analytical Services, LLC.

Pace Analytical Services, LLC
110 Technology Parkway
Peachtree Corners, GA 30092
(770)734-4200

SAMPLE SUMMARY

Project: BOWEN AP-1-Revised Report
Pace Project No.: 92617392

Lab ID	Sample ID	Matrix	Date Collected	Date Received
92617392038	**BGWA-33**	Water	08/03/22 09:22	08/04/22 10:00
92617392039	**FB-7**	Water	08/03/22 11:25	08/04/22 10:00
92617392040	**EB-3**	Water	08/03/22 11:30	08/04/22 10:00
92617392041	**BGWC-22**	Water	08/02/22 12:35	08/04/22 10:00
92617392042	**BGWC-24**	Water	08/02/22 10:45	08/04/22 10:00
92617392043	**BGWC-38D**	Water	08/02/22 10:05	08/04/22 10:00
92617392044	**BGWC-39**	Water	08/02/22 09:30	08/04/22 10:00
92617392045	**FB-6**	Water	08/02/22 12:25	08/04/22 10:00
92617392046	**DUP-5**	Water	08/02/22 00:00	08/04/22 10:00
92617392047	**EB-2**	Water	08/02/22 12:30	08/04/22 10:00
92617392048	**PZ-7**	Water	08/02/22 11:35	08/04/22 10:00
92617392049	**BGWC-23**	Water	08/01/22 15:30	08/04/22 10:00
92617392050	**BGWC-30**	Water	08/01/22 10:20	08/04/22 10:00
92617392051	**BGWC-43D**	Water	08/01/22 14:45	08/04/22 10:00
92617392052	**BGWC-49D**	Water	08/01/22 13:00	08/04/22 10:00
92617392053	**BGWC-51**	Water	08/01/22 12:00	08/04/22 10:00
92617392054	**FB-5**	Water	08/01/22 16:15	08/04/22 10:00
92617392055	**DUP-4**	Water	08/01/22 00:00	08/04/22 10:00
92617392056	**EB-1**	Water	08/01/22 16:25	08/04/22 10:00

This report shall not be reproduced, except in full,
without the written consent of Pace Analytical Services, LLC.

Pace Analytical Services, LLC
110 Technology Parkway
Peachtree Corners, GA 30092
(770)734-4200

SAMPLE ANALYTE COUNT

Project: BOWEN AP-1-Revised Report
Pace Project No.: 92617392

Lab ID	Sample ID	Method	Analysts	Analytes Reported
92617392001	**BGWA-2**	EPA 6010D	KH	6
		EPA 6020B	CW1	13
		EPA 7470A	VB	1
		SM 2540C-2015	BTS	1
		SM 2320B-2011	SMS	3
		SM 4500-S2D-2011	JP1	1
		EPA 300.0 Rev 2.1 1993	MJP	3
92617392002	**BGWA-29**	EPA 6010D	KH	6
		EPA 6020B	CW1	13
		EPA 7470A	VB	1
		SM 2540C-2015	BTS	1
		SM 2320B-2011	SMS	3
		SM 4500-S2D-2011	JP1	1
		EPA 300.0 Rev 2.1 1993	MJP	3
92617392003	**BGWA-47D**	EPA 6010D	KH	6
		EPA 6020B	CW1	13
		EPA 7470A	VB	1
		SM 2540C-2015	BTS	1
		SM 2320B-2011	SMS	3
		SM 4500-S2D-2011	JP1	1
		EPA 300.0 Rev 2.1 1993	MJP	3
92617392004	**BGWA-48D**	EPA 6010D	KH	6
		EPA 6020B	CW1	13
		EPA 7470A	VB	1
		SM 2540C-2015	BTS	1
		SM 2320B-2011	SMS	3
		SM 4500-S2D-2011	JP1	1
		EPA 300.0 Rev 2.1 1993	MJP	3
92617392005	**BGWC-8**	EPA 6010D	KH	6
		EPA 6020B	CW1	13
		EPA 7470A	VB	1
		SM 2540C-2015	BTS	1
		SM 2320B-2011	SMS	3
		SM 4500-S2D-2011	JP1	1
		EPA 300.0 Rev 2.1 1993	MJP	3
92617392006	**BGWC-9**	EPA 6010D	KH	6
		EPA 6020B	CW1	13

This report shall not be reproduced, except in full,
without the written consent of Pace Analytical Services, LLC.

Pace Analytical Services, LLC
110 Technology Parkway
Peachtree Corners, GA 30092
(770)734-4200

SAMPLE ANALYTE COUNT

Project: BOWEN AP-1-Revised Report
Pace Project No.: 92617392

Lab ID	Sample ID	Method	Analysts	Analytes Reported
		EPA 7470A	VB	1
		SM 2540C-2015	BTS	1
		SM 2320B-2011	SMS	3
		SM 4500-S2D-2011	JP1	1
		EPA 300.0 Rev 2.1 1993	MJP	3
92617392007	**BGWC-14A**	EPA 6010D	KH	6
		EPA 6020B	CW1	13
		EPA 7470A	VB	1
		SM 2540C-2015	BTS	1
		SM 2320B-2011	SMS	3
		SM 4500-S2D-2011	JP1	1
		EPA 300.0 Rev 2.1 1993	CDC, MJP	3
92617392008	**BGWA-6**	EPA 6010D	KH	6
		EPA 6020B	CW1	13
		EPA 7470A	VB	1
		SM 2540C-2015	BTS	1
		SM 2320B-2011	SMS	3
		SM 4500-S2D-2011	JP1	1
		EPA 300.0 Rev 2.1 1993	MJP	3
92617392009	**BGWC-44D**	EPA 6010D	KH	6
		EPA 6020B	CW1	13
		EPA 7470A	VB	1
		SM 2540C-2015	BTS	1
		SM 2320B-2011	SMS	3
		SM 4500-S2D-2011	JP1	1
		EPA 300.0 Rev 2.1 1993	MJP	3
92617392010	**BGWC-50D**	EPA 6010D	KH	6
		EPA 6020B	CW1	13
		EPA 7470A	VB	1
		SM 2540C-2015	BTS	1
		SM 2320B-2011	SMS	3
		SM 4500-S2D-2011	JP1	1
		EPA 300.0 Rev 2.1 1993	CDC, MJP	3
92617392011	**FB-1**	EPA 6010D	KH	6
		EPA 6020B	CW1	13
		EPA 7470A	VB	1
		SM 2540C-2015	BTS	1

This report shall not be reproduced, except in full,
without the written consent of Pace Analytical Services, LLC.

Pace Analytical Services, LLC
110 Technology Parkway
Peachtree Corners, GA 30092
(770)734-4200

SAMPLE ANALYTE COUNT

Project: BOWEN AP-1-Revised Report
Pace Project No.: 92617392

Lab ID	Sample ID	Method	Analysts	Analytes Reported
		SM 2320B-2011	SMS	3
		SM 4500-S2D-2011	JP1	1
		EPA 300.0 Rev 2.1 1993	MJP	3
92617392012	**DUP-1**	EPA 6010D	KH	6
		EPA 6020B	CW1	13
		EPA 7470A	VB	1
		SM 2540C-2015	BTS	1
		SM 2320B-2011	SMS	3
		SM 4500-S2D-2011	JP1	1
		EPA 300.0 Rev 2.1 1993	MJP	3
92617392013	**BGWC-12**	EPA 6010D	KH	6
		EPA 6020B	CW1	13
		EPA 7470A	VB	1
		SM 2540C-2015	BTS	1
		SM 2320B-2011	SMS	3
		SM 4500-S2D-2011	JP1	1
		EPA 300.0 Rev 2.1 1993	CDC	3
92617392014	**BGWC-16**	EPA 6010D	KH	6
		EPA 6020B	CW1	13
		EPA 7470A	VB	1
		SM 2540C-2015	BTS	1
		SM 2320B-2011	SMS	3
		SM 4500-S2D-2011	JP1	1
		EPA 300.0 Rev 2.1 1993	CDC	3
92617392015	**BGWC-17**	EPA 6010D	KH	6
		EPA 6020B	CW1	13
		EPA 7470A	VB	1
		SM 2540C-2015	BTS	1
		SM 2320B-2011	SMS	3
		SM 4500-S2D-2011	JP1	1
		EPA 300.0 Rev 2.1 1993	CDC	3
92617392016	**BGWC-18**	EPA 6010D	KH	6
		EPA 6020B	CW1	13
		EPA 7470A	VB	1
		SM 2540C-2015	BTS	1
		SM 2320B-2011	SMS	3
		SM 4500-S2D-2011	JP1	1

This report shall not be reproduced, except in full,
without the written consent of Pace Analytical Services, LLC.

Pace Analytical Services, LLC
110 Technology Parkway
Peachtree Corners, GA 30092
(770)734-4200

SAMPLE ANALYTE COUNT

Project: BOWEN AP-1-Revised Report
Pace Project No.: 92617392

Lab ID	Sample ID	Method	Analysts	Analytes Reported
		EPA 300.0 Rev 2.1 1993	CDC	3
92617392017	**BGWC-19**	EPA 6010D	KH	6
		EPA 6020B	CW1	13
		EPA 7470A	VB	1
		SM 2540C-2015	BTS	1
		SM 2320B-2011	SMS	3
		SM 4500-S2D-2011	JP1	1
		EPA 300.0 Rev 2.1 1993	CDC	3
92617392018	**BGWC-20**	EPA 6010D	KH	6
		EPA 6020B	CW1	13
		EPA 7470A	VB	1
		SM 2540C-2015	BTS	1
		SM 2320B-2011	SMS	3
		SM 4500-S2D-2011	JP1	1
		EPA 300.0 Rev 2.1 1993	CDC	3
92617392019	**BGWC-25**	EPA 6010D	KH	6
		EPA 6020B	CW1	13
		EPA 7470A	VB	1
		SM 2540C-2015	BTS	1
		SM 2320B-2011	SMS	3
		SM 4500-S2D-2011	JP1	1
		EPA 300.0 Rev 2.1 1993	CDC	3
92617392020	**FB-2**	EPA 6010D	KH	6
		EPA 6020B	CW1	13
		EPA 7470A	VB	1
		SM 2540C-2015	BTS	1
		SM 2320B-2011	SMS	3
		SM 4500-S2D-2011	JP1	1
		EPA 300.0 Rev 2.1 1993	CDC	3
92617392021	**DUP-2**	EPA 6010D	KH	6
		EPA 6020B	CW1	13
		EPA 7470A	VB	1
		SM 2540C-2015	BTS	1
		SM 2320B-2011	SMS	3
		SM 4500-S2D-2011	JP1	1
		EPA 300.0 Rev 2.1 1993	CDC	3
92617392022	**BGWC-7**	EPA 6010D	KH	6

This report shall not be reproduced, except in full,
without the written consent of Pace Analytical Services, LLC.

Pace Analytical Services, LLC
110 Technology Parkway
Peachtree Corners, GA 30092
(770)734-4200

SAMPLE ANALYTE COUNT

Project: BOWEN AP-1-Revised Report
Pace Project No.: 92617392

Lab ID	Sample ID	Method	Analysts	Analytes Reported
		EPA 6020B	CW1	13
		EPA 7470A	VB	1
		SM 2540C-2015	BTS	1
		SM 2320B-2011	SMS	3
		SM 4500-S2D-2011	JP1	1
		EPA 300.0 Rev 2.1 1993	JCM	3
92617392023	**BGWC-10**	EPA 6010D	KH	6
		EPA 6020B	CW1	13
		EPA 7470A	VB	1
		SM 2540C-2015	BTS	1
		SM 2320B-2011	SMS	3
		SM 4500-S2D-2011	JP1	1
		EPA 300.0 Rev 2.1 1993	JCM	3
92617392024	**BGWC-21**	EPA 6010D	KH	6
		EPA 6020B	CW1	13
		EPA 7470A	VB	1
		SM 2540C-2015	BTS	1
		SM 2320B-2011	SMS	3
		SM 4500-S2D-2011	JP1	1
		EPA 300.0 Rev 2.1 1993	JCM	3
92617392025	**BGWC-31**	EPA 6010D	KH	6
		EPA 6020B	CW1	13
		EPA 7470A	VB	1
		SM 2540C-2015	BTS	1
		SM 2320B-2011	SMS	3
		SM 4500-S2D-2011	JP1	1
		EPA 300.0 Rev 2.1 1993	JCM	3
92617392026	**BGWC-34D**	EPA 6010D	KH	6
		EPA 6020B	CW1	13
		EPA 7470A	VB	1
		SM 2540C-2015	BTS	1
		SM 2320B-2011	SMS	3
		SM 4500-S2D-2011	JP1	1
		EPA 300.0 Rev 2.1 1993	JCM	3
92617392027	**BGWC-35D**	EPA 6010D	DRB, KH	6
		EPA 6020B	CW1, KH	13
		EPA 7470A	VB	1

This report shall not be reproduced, except in full,
without the written consent of Pace Analytical Services, LLC.

Pace Analytical Services, LLC
110 Technology Parkway
Peachtree Corners, GA 30092
(770)734-4200

SAMPLE ANALYTE COUNT

Project: BOWEN AP-1-Revised Report
Pace Project No.: 92617392

Lab ID	Sample ID	Method	Analysts	Analytes Reported
		SM 2540C-2015	BTS	1
		SM 2320B-2011	SMS	3
		SM 4500-S2D-2011	JP1	1
		EPA 300.0 Rev 2.1 1993	JCM	3
92617392028	**BGWC-37D**	EPA 6010D	KH	6
		EPA 6020B	CW1	13
		EPA 7470A	VB	1
		SM 2540C-2015	BTS	1
		SM 2320B-2011	SMS	3
		SM 4500-S2D-2011	JP1	1
		EPA 300.0 Rev 2.1 1993	JCM	3
92617392029	**BGWC-40**	EPA 6010D	KH	6
		EPA 6020B	CW1	13
		EPA 7470A	VB	1
		SM 2540C-2015	BTS	1
		SM 2320B-2011	SMS	3
		SM 4500-S2D-2011	JP1	1
		EPA 300.0 Rev 2.1 1993	JCM	3
92617392030	**BGWC-42D**	EPA 6010D	KH	6
		EPA 6020B	CW1	13
		EPA 7470A	VB	1
		SM 2540C-2015	BTS	1
		SM 2320B-2011	SMS	3
		SM 4500-S2D-2011	JP1	1
		EPA 300.0 Rev 2.1 1993	JCM	3
92617392031	**BGWC-52**	EPA 6010D	KH	6
		EPA 6020B	CW1	13
		EPA 7470A	VB	1
		SM 2540C-2015	BTS	1
		SM 2320B-2011	SMS	3
		SM 4500-S2D-2011	JP1	1
		EPA 300.0 Rev 2.1 1993	JCM	3
92617392032	**FB-3**	EPA 6010D	KH	6
		EPA 6020B	CW1	13
		EPA 7470A	VB	1
		SM 2540C-2015	BTS	1
		SM 2320B-2011	SMS	3

This report shall not be reproduced, except in full,
without the written consent of Pace Analytical Services, LLC.

Pace Analytical Services, LLC
110 Technology Parkway
Peachtree Corners, GA 30092
(770)734-4200

SAMPLE ANALYTE COUNT

Project: BOWEN AP-1-Revised Report
Pace Project No.: 92617392

Lab ID	Sample ID	Method	Analysts	Analytes Reported
		SM 4500-S2D-2011	JP1	1
		EPA 300.0 Rev 2.1 1993	JCM	3
92617392033	**DUP-3**	EPA 6010D	KH	6
		EPA 6020B	CW1	13
		EPA 7470A	VB	1
		SM 2540C-2015	BTS	1
		SM 2320B-2011	SMS	3
		SM 4500-S2D-2011	JP1	1
		EPA 300.0 Rev 2.1 1993	JCM	3
92617392034	**BGWC-32**	EPA 6010D	KH	6
		EPA 6020B	CW1	13
		EPA 7470A	VB	1
		SM 2540C-2015	BTS	1
		SM 2320B-2011	YEG	3
		SM 4500-S2D-2011	JP1	1
		EPA 300.0 Rev 2.1 1993	JCM	3
92617392035	**BGWC-36D**	EPA 6010D	KH	6
		EPA 6020B	CW1	13
		EPA 7470A	VB	1
		SM 2540C-2015	BTS	1
		SM 2320B-2011	YEG	3
		SM 4500-S2D-2011	JP1	1
		EPA 300.0 Rev 2.1 1993	JCM	3
92617392036	**BGWC-41D**	EPA 6010D	KH	6
		EPA 6020B	CW1	13
		EPA 7470A	VB	1
		SM 2540C-2015	BTS	1
		SM 2320B-2011	YEG	3
		SM 4500-S2D-2011	JP1	1
		EPA 300.0 Rev 2.1 1993	JCM	3
92617392037	**FB-4**	EPA 6010D	KH	6
		EPA 6020B	CW1	13
		EPA 7470A	VB	1
		SM 2540C-2015	BTS	1
		SM 2320B-2011	YEG	3
		SM 4500-S2D-2011	JP1	1
		EPA 300.0 Rev 2.1 1993	JCM	3

This report shall not be reproduced, except in full,
without the written consent of Pace Analytical Services, LLC.

Pace Analytical Services, LLC
110 Technology Parkway
Peachtree Corners, GA 30092
(770)734-4200

SAMPLE ANALYTE COUNT

Project: BOWEN AP-1-Revised Report
Pace Project No.: 92617392

Lab ID	Sample ID	Method	Analysts	Analytes Reported
92617392038	**BGWA-33**	EPA 6010D	DRB	6
		EPA 6020B	CW1	13
		EPA 7470A	VB	1
		SM 2540C-2015	BTS	1
		SM 2320B-2011	DMN	3
		SM 4500-S2D-2011	JP1	1
		EPA 300.0 Rev 2.1 1993	CDC	3
92617392039	**FB-7**	EPA 6010D	DRB	6
		EPA 6020B	CW1	13
		EPA 7470A	VB	1
		SM 2540C-2015	BTS	1
		SM 2320B-2011	DMN	3
		SM 4500-S2D-2011	JP1	1
		EPA 300.0 Rev 2.1 1993	CDC	3
92617392040	**EB-3**	EPA 6010D	DRB	6
		EPA 6020B	CW1	13
		EPA 7470A	VB	1
		SM 2540C-2015	BTS	1
		SM 2320B-2011	DMN	3
		SM 4500-S2D-2011	JP1	1
		EPA 300.0 Rev 2.1 1993	CDC	3
92617392041	**BGWC-22**	EPA 6010D	DRB	6
		EPA 6020B	CW1	13
		EPA 7470A	VB	1
		SM 2540C-2015	BTS	1
		SM 2320B-2011	SMS	3
		SM 4500-S2D-2011	JP1	1
		EPA 300.0 Rev 2.1 1993	CDC	3
92617392042	**BGWC-24**	EPA 6010D	DRB	6
		EPA 6020B	CW1	13
		EPA 7470A	VB	1
		SM 2540C-2015	BTS	1
		SM 2320B-2011	SMS	3
		SM 4500-S2D-2011	JP1	1
		EPA 300.0 Rev 2.1 1993	CDC	3
92617392043	**BGWC-38D**	EPA 6010D	DRB	6
		EPA 6020B	CW1	13

This report shall not be reproduced, except in full,
without the written consent of Pace Analytical Services, LLC.

Pace Analytical Services, LLC
110 Technology Parkway
Peachtree Corners, GA 30092
(770)734-4200

SAMPLE ANALYTE COUNT

Project: BOWEN AP-1-Revised Report
Pace Project No.: 92617392

Lab ID	Sample ID	Method	Analysts	Analytes Reported
		EPA 7470A	VB	1
		SM 2540C-2015	BTS	1
		SM 2320B-2011	SMS	3
		SM 4500-S2D-2011	JP1	1
		EPA 300.0 Rev 2.1 1993	CDC	3
92617392044	**BGWC-39**	EPA 6010D	DRB	6
		EPA 6020B	CW1	13
		EPA 7470A	VB	1
		SM 2540C-2015	BTS	1
		SM 2320B-2011	SMS	3
		SM 4500-S2D-2011	JP1	1
		EPA 300.0 Rev 2.1 1993	CDC	3
92617392045	**FB-6**	EPA 6010D	DRB	6
		EPA 6020B	CW1	13
		EPA 7470A	VB	1
		SM 2540C-2015	BTS	1
		SM 2320B-2011	SMS	3
		SM 4500-S2D-2011	JP1	1
		EPA 300.0 Rev 2.1 1993	CDC	3
92617392046	**DUP-5**	EPA 6010D	DRB	6
		EPA 6020B	CW1	13
		EPA 7470A	VB	1
		SM 2540C-2015	BTS	1
		SM 2320B-2011	SMS	3
		SM 4500-S2D-2011	JP1	1
		EPA 300.0 Rev 2.1 1993	CDC	3
92617392047	**EB-2**	EPA 6010D	DRB	6
		EPA 6020B	CW1	13
		EPA 7470A	VB	1
		SM 2540C-2015	BTS	1
		SM 2320B-2011	SMS	3
		SM 4500-S2D-2011	JP1	1
		EPA 300.0 Rev 2.1 1993	CDC	3
92617392048	**PZ-7**	EPA 6010D	DRB	6
		EPA 6020B	CW1	13
		EPA 7470A	VB	1
		SM 2540C-2015	BTS	1

This report shall not be reproduced, except in full,
without the written consent of Pace Analytical Services, LLC.

Pace Analytical Services, LLC
110 Technology Parkway
Peachtree Corners, GA 30092
(770)734-4200

SAMPLE ANALYTE COUNT

Project: BOWEN AP-1-Revised Report
Pace Project No.: 92617392

Lab ID	Sample ID	Method	Analysts	Analytes Reported
		SM 2320B-2011	SMS	3
		SM 4500-S2D-2011	JP1	1
		EPA 300.0 Rev 2.1 1993	CDC	3
92617392049	**BGWC-23**	EPA 6010D	DRB	6
		EPA 6020B	CW1	13
		EPA 7470A	VB	1
		SM 2540C-2015	BTS	1
		SM 2320B-2011	SMS	3
		SM 4500-S2D-2011	JP1	1
		EPA 300.0 Rev 2.1 1993	CDC	3
92617392050	**BGWC-30**	EPA 6010D	DRB	6
		EPA 6020B	CW1	13
		EPA 7470A	VB	1
		SM 2540C-2015	BTS	1
		SM 2320B-2011	SMS	3
		SM 4500-S2D-2011	JP1	1
		EPA 300.0 Rev 2.1 1993	CDC	3
92617392051	**BGWC-43D**	EPA 6010D	DRB	6
		EPA 6020B	CW1	13
		EPA 7470A	VB	1
		SM 2540C-2015	BTS	1
		SM 2320B-2011	SMS	3
		SM 4500-S2D-2011	JP1	1
		EPA 300.0 Rev 2.1 1993	CDC	3
92617392052	**BGWC-49D**	EPA 6010D	DRB	6
		EPA 6020B	CW1	13
		EPA 7470A	VB	1
		SM 2540C-2015	BTS	1
		SM 2320B-2011	SMS	3
		SM 4500-S2D-2011	JP1	1
		EPA 300.0 Rev 2.1 1993	CDC	3
92617392053	**BGWC-51**	EPA 6010D	DRB	6
		EPA 6020B	CW1	13
		EPA 7470A	VB	1
		SM 2540C-2015	BTS	1
		SM 2320B-2011	SMS	3
		SM 4500-S2D-2011	JP1	1

This report shall not be reproduced, except in full,
without the written consent of Pace Analytical Services, LLC.

Pace Analytical Services, LLC
110 Technology Parkway
Peachtree Corners, GA 30092
(770)734-4200

SAMPLE ANALYTE COUNT

Project: BOWEN AP-1-Revised Report
Pace Project No.: 92617392

Lab ID	Sample ID	Method	Analysts	Analytes Reported
		EPA 300.0 Rev 2.1 1993	CDC	3
92617392054	**FB-5**	EPA 6010D	DRB	6
		EPA 6020B	CW1	13
		EPA 7470A	VB	1
		SM 2540C-2015	BTS	1
		SM 2320B-2011	SMS	3
		SM 4500-S2D-2011	JP1	1
		EPA 300.0 Rev 2.1 1993	CDC	3
92617392055	**DUP-4**	EPA 6010D	DRB	6
		EPA 6020B	CW1	13
		EPA 7470A	VB	1
		SM 2540C-2015	BTS	1
		SM 2320B-2011	SMS	3
		SM 4500-S2D-2011	JP1	1
		EPA 300.0 Rev 2.1 1993	CDC	3
92617392056	**EB-1**	EPA 6010D	DRB	6
		EPA 6020B	CW1	13
		EPA 7470A	VB	1
		SM 2540C-2015	BTS	1
		SM 2320B-2011	SMS	3
		SM 4500-S2D-2011	JP1	1
		EPA 300.0 Rev 2.1 1993	CDC	3

PASI-A = Pace Analytical Services - Asheville
PASI-C = Pace Analytical Services - Charlotte
PASI-GA = Pace Analytical Services - Peachtree Corners, GA

This report shall not be reproduced, except in full,
without the written consent of Pace Analytical Services, LLC.

Pace Analytical Services, LLC
110 Technology Parkway
Peachtree Corners, GA 30092
(770)734-4200

SUMMARY OF DETECTION

Project: BOWEN AP-1-Revised Report
Pace Project No.: 92617392

Lab Sample ID Method	Client Sample ID Parameters	Result	Units	Report Limit	Analyzed	Qualifiers
92617392001	**BGWA-2**					
	Performed by	CUSTOMER			07/29/22 09:03	
	pH	7.45	Std. Units		07/29/22 09:03	
EPA 6010D	Iron	0.050	mg/L	0.040	07/29/22 19:04	
EPA 6010D	Potassium	1.6	mg/L	0.20	07/29/22 19:04	
EPA 6010D	Sodium	3.0	mg/L	1.0	07/29/22 19:04	
EPA 6010D	Calcium	46.7	mg/L	1.0	07/29/22 19:04	
EPA 6010D	Magnesium	20.8	mg/L	0.050	07/29/22 19:04	M1
EPA 6020B	Barium	0.12	mg/L	0.0050	08/03/22 15:25	
EPA 6020B	Boron	0.014J	mg/L	0.040	08/03/22 15:25	
EPA 6020B	Thallium	0.00021J	mg/L	0.0010	08/03/22 15:25	
EPA 7470A	Mercury	0.00019J	mg/L	0.00020	08/03/22 08:52	
SM 2540C-2015	Total Dissolved Solids	215	mg/L	10.0	07/29/22 15:44	
SM 2320B-2011	Alkalinity,Bicarbonate (CaCO3)	193	mg/L	5.0	08/04/22 09:50	
SM 2320B-2011	Alkalinity, Total as CaCO3	193	mg/L	5.0	08/04/22 09:50	
EPA 300.0 Rev 2.1 1993	Chloride	3.2	mg/L	1.0	07/30/22 09:13	
EPA 300.0 Rev 2.1 1993	Fluoride	0.066J	mg/L	0.10	07/30/22 09:13	
EPA 300.0 Rev 2.1 1993	Sulfate	13.2	mg/L	1.0	07/30/22 09:13	
92617392002	**BGWA-29**					
	Performed by	CUSTOMER			07/29/22 09:03	
	pH	7.92	Std. Units		07/29/22 09:03	
EPA 6010D	Iron	0.048	mg/L	0.040	07/29/22 19:23	
EPA 6010D	Potassium	0.62	mg/L	0.20	07/29/22 19:23	
EPA 6010D	Sodium	5.5	mg/L	1.0	07/29/22 19:23	
EPA 6010D	Calcium	20.0	mg/L	1.0	07/29/22 19:23	
EPA 6010D	Magnesium	10.3	mg/L	0.050	07/29/22 19:23	
EPA 6020B	Antimony	0.00096J	mg/L	0.0030	08/03/22 15:49	
EPA 6020B	Barium	0.013	mg/L	0.0050	08/03/22 15:49	
EPA 6020B	Boron	0.013J	mg/L	0.040	08/03/22 15:49	
EPA 6020B	Lithium	0.00095J	mg/L	0.030	08/03/22 15:49	
EPA 7470A	Mercury	0.00015J	mg/L	0.00020	08/03/22 08:55	
SM 2540C-2015	Total Dissolved Solids	114	mg/L	10.0	07/29/22 15:44	
SM 2320B-2011	Alkalinity,Bicarbonate (CaCO3)	98.0	mg/L	5.0	08/04/22 10:01	
SM 2320B-2011	Alkalinity, Total as CaCO3	98.0	mg/L	5.0	08/04/22 10:01	
EPA 300.0 Rev 2.1 1993	Chloride	0.97J	mg/L	1.0	07/30/22 09:32	
EPA 300.0 Rev 2.1 1993	Fluoride	0.058J	mg/L	0.10	07/30/22 09:32	
EPA 300.0 Rev 2.1 1993	Sulfate	3.6	mg/L	1.0	07/30/22 09:32	
92617392003	**BGWA-47D**					
	Performed by	CUSTOMER			07/29/22 09:03	
	pH	6.75	Std. Units		07/29/22 09:03	
EPA 6010D	Iron	0.083	mg/L	0.040	07/29/22 19:37	
EPA 6010D	Manganese	0.010J	mg/L	0.040	07/29/22 19:37	
EPA 6010D	Potassium	1.6	mg/L	0.20	07/29/22 19:37	
EPA 6010D	Sodium	5.1	mg/L	1.0	07/29/22 19:37	
EPA 6010D	Calcium	105	mg/L	1.0	07/29/22 19:37	

This report shall not be reproduced, except in full,
without the written consent of Pace Analytical Services, LLC.

Pace Analytical Services, LLC
110 Technology Parkway
Peachtree Corners, GA 30092
(770)734-4200

SUMMARY OF DETECTION

Project: BOWEN AP-1-Revised Report
Pace Project No.: 92617392

Lab Sample ID Method	Client Sample ID Parameters	Result	Units	Report Limit	Analyzed	Qualifiers
92617392003	**BGWA-47D**					
EPA 6010D	Magnesium	19.6	mg/L	0.050	07/29/22 19:37	
EPA 6020B	Barium	0.056	mg/L	0.0050	08/03/22 15:55	
EPA 6020B	Boron	0.022J	mg/L	0.040	08/03/22 15:55	
EPA 6020B	Lithium	0.00073J	mg/L	0.030	08/03/22 15:55	
EPA 6020B	Selenium	0.0021J	mg/L	0.0050	08/03/22 15:55	
EPA 7470A	Mercury	0.00022	mg/L	0.00020	08/03/22 09:05	
SM 2540C-2015	Total Dissolved Solids	402	mg/L	10.0	07/29/22 15:45	
SM 2320B-2011	Alkalinity,Bicarbonate (CaCO3)	252	mg/L	5.0	08/04/22 15:56	
SM 2320B-2011	Alkalinity, Total as CaCO3	252	mg/L	5.0	08/04/22 15:56	
EPA 300.0 Rev 2.1 1993	Chloride	5.5	mg/L	1.0	07/30/22 09:51	M1
EPA 300.0 Rev 2.1 1993	Fluoride	0.064J	mg/L	0.10	07/30/22 09:51	M1
EPA 300.0 Rev 2.1 1993	Sulfate	74.9	mg/L	1.0	07/30/22 09:51	
92617392004	**BGWA-48D**					
	Performed by	CUSTOMER			07/29/22 09:03	
	pH	7.37	Std. Units		07/29/22 09:03	
EPA 6010D	Iron	0.23	mg/L	0.040	07/29/22 19:42	
EPA 6010D	Manganese	0.017J	mg/L	0.040	07/29/22 19:42	
EPA 6010D	Potassium	0.98	mg/L	0.20	07/29/22 19:42	
EPA 6010D	Sodium	52.0	mg/L	1.0	07/29/22 19:42	
EPA 6010D	Calcium	34.5	mg/L	1.0	07/29/22 19:42	
EPA 6010D	Magnesium	10.5	mg/L	0.050	07/29/22 19:42	
EPA 6020B	Antimony	0.00080J	mg/L	0.0030	08/03/22 16:01	
EPA 6020B	Barium	0.025	mg/L	0.0050	08/03/22 16:01	
EPA 6020B	Boron	0.017J	mg/L	0.040	08/03/22 16:01	
EPA 6020B	Molybdenum	0.0039J	mg/L	0.010	08/03/22 16:01	
EPA 7470A	Mercury	0.00014J	mg/L	0.00020	08/03/22 09:08	
SM 2540C-2015	Total Dissolved Solids	246	mg/L	10.0	07/29/22 15:45	
SM 2320B-2011	Alkalinity,Bicarbonate (CaCO3)	206	mg/L	5.0	08/04/22 16:05	
SM 2320B-2011	Alkalinity, Total as CaCO3	206	mg/L	5.0	08/04/22 16:05	
SM 4500-S2D-2011	Sulfide	0.21	mg/L	0.10	07/30/22 04:56	
EPA 300.0 Rev 2.1 1993	Chloride	4.6	mg/L	1.0	07/30/22 11:26	
EPA 300.0 Rev 2.1 1993	Fluoride	0.086J	mg/L	0.10	07/30/22 11:26	
EPA 300.0 Rev 2.1 1993	Sulfate	20.8	mg/L	1.0	07/30/22 11:26	
92617392005	**BGWC-8**					
	Performed by	CUSTOMER			07/29/22 09:04	
	pH	7.63	Std. Units		07/29/22 09:04	
EPA 6010D	Iron	0.054	mg/L	0.040	07/29/22 19:47	
EPA 6010D	Potassium	2.7	mg/L	0.20	07/29/22 19:47	
EPA 6010D	Sodium	4.4	mg/L	1.0	07/29/22 19:47	
EPA 6010D	Calcium	41.8	mg/L	1.0	07/29/22 19:47	
EPA 6010D	Magnesium	14.5	mg/L	0.050	07/29/22 19:47	
EPA 6020B	Barium	0.029	mg/L	0.0050	08/03/22 16:07	
EPA 6020B	Boron	0.052	mg/L	0.040	08/03/22 16:07	
EPA 6020B	Molybdenum	0.00096J	mg/L	0.010	08/03/22 16:07	
EPA 7470A	Mercury	0.00016J	mg/L	0.00020	08/03/22 09:11	

This report shall not be reproduced, except in full,
without the written consent of Pace Analytical Services, LLC.

Pace Analytical Services, LLC
110 Technology Parkway
Peachtree Corners, GA 30092
(770)734-4200

SUMMARY OF DETECTION

Project: BOWEN AP-1-Revised Report
Pace Project No.: 92617392

Lab Sample ID Method	Client Sample ID Parameters	Result	Units	Report Limit	Analyzed	Qualifiers
92617392005	**BGWC-8**					
SM 2540C-2015	Total Dissolved Solids	196	mg/L	10.0	07/29/22 15:45	
SM 2320B-2011	Alkalinity,Bicarbonate (CaCO3)	139	mg/L	5.0	08/04/22 12:42	
SM 2320B-2011	Alkalinity, Total as CaCO3	139	mg/L	5.0	08/04/22 12:42	
EPA 300.0 Rev 2.1 1993	Chloride	1.6	mg/L	1.0	07/30/22 11:45	
EPA 300.0 Rev 2.1 1993	Fluoride	0.067J	mg/L	0.10	07/30/22 11:45	
EPA 300.0 Rev 2.1 1993	Sulfate	31.6	mg/L	1.0	07/30/22 11:45	
92617392006	**BGWC-9**					
	Performed by	CUSTOMER			07/29/22 09:04	
	pH	7.33	Std. Units		07/29/22 09:04	
EPA 6010D	Iron	0.47	mg/L	0.040	07/29/22 19:51	
EPA 6010D	Manganese	0.053	mg/L	0.040	07/29/22 19:51	
EPA 6010D	Potassium	2.7	mg/L	0.20	07/29/22 19:51	
EPA 6010D	Sodium	16.0	mg/L	1.0	07/29/22 19:51	
EPA 6010D	Calcium	66.3	mg/L	1.0	07/29/22 19:51	
EPA 6010D	Magnesium	27.5	mg/L	0.050	07/29/22 19:51	
EPA 6020B	Barium	0.029	mg/L	0.0050	08/03/22 16:28	
EPA 6020B	Boron	0.47	mg/L	0.040	08/03/22 16:28	
EPA 6020B	Lithium	0.0014J	mg/L	0.030	08/03/22 16:28	
EPA 6020B	Molybdenum	0.0029J	mg/L	0.010	08/03/22 16:28	
EPA 6020B	Selenium	0.0015J	mg/L	0.0050	08/03/22 16:28	
EPA 7470A	Mercury	0.00016J	mg/L	0.00020	08/03/22 09:18	
SM 2540C-2015	Total Dissolved Solids	349	mg/L	10.0	07/29/22 15:45	
SM 2320B-2011	Alkalinity,Bicarbonate (CaCO3)	206	mg/L	5.0	08/04/22 16:13	
SM 2320B-2011	Alkalinity, Total as CaCO3	206	mg/L	5.0	08/04/22 16:13	
EPA 300.0 Rev 2.1 1993	Chloride	10.9	mg/L	1.0	07/30/22 12:23	
EPA 300.0 Rev 2.1 1993	Fluoride	0.11	mg/L	0.10	07/30/22 12:23	
EPA 300.0 Rev 2.1 1993	Sulfate	88.0	mg/L	1.0	07/30/22 12:23	
92617392007	**BGWC-14A**					
	Performed by	CUSTOMER			07/29/22 09:04	
	pH	6.78	Std. Units		07/29/22 09:04	
EPA 6010D	Manganese	0.70	mg/L	0.040	07/29/22 19:56	
EPA 6010D	Potassium	5.5	mg/L	0.20	07/29/22 19:56	
EPA 6010D	Sodium	25.9	mg/L	1.0	07/29/22 19:56	
EPA 6010D	Calcium	185	mg/L	1.0	07/29/22 19:56	
EPA 6010D	Magnesium	49.5	mg/L	0.050	07/29/22 19:56	
EPA 6020B	Barium	0.038	mg/L	0.0050	08/03/22 16:34	
EPA 6020B	Boron	1.3	mg/L	0.040	08/03/22 16:34	
EPA 6020B	Cadmium	0.00040J	mg/L	0.00050	08/03/22 16:34	
EPA 6020B	Cobalt	0.0030J	mg/L	0.0050	08/03/22 16:34	
EPA 6020B	Lithium	0.0011J	mg/L	0.030	08/03/22 16:34	
EPA 6020B	Molybdenum	0.0015J	mg/L	0.010	08/03/22 16:34	
EPA 6020B	Thallium	0.00047J	mg/L	0.0010	08/03/22 16:34	
EPA 7470A	Mercury	0.00016J	mg/L	0.00020	08/03/22 09:21	
SM 2540C-2015	Total Dissolved Solids	966	mg/L	20.0	07/29/22 15:45	
SM 2320B-2011	Alkalinity,Bicarbonate (CaCO3)	182	mg/L	5.0	08/04/22 13:01	

This report shall not be reproduced, except in full,
without the written consent of Pace Analytical Services, LLC.

Pace Analytical Services, LLC
110 Technology Parkway
Peachtree Corners, GA 30092
(770)734-4200

SUMMARY OF DETECTION

Project: BOWEN AP-1-Revised Report
Pace Project No.: 92617392

Lab Sample ID Method	Client Sample ID Parameters	Result	Units	Report Limit	Analyzed	Qualifiers
92617392007	**BGWC-14A**					
SM 2320B-2011	Alkalinity, Total as CaCO3	182	mg/L	5.0	08/04/22 13:01	
EPA 300.0 Rev 2.1 1993	Chloride	19.6	mg/L	1.0	07/30/22 12:42	
EPA 300.0 Rev 2.1 1993	Fluoride	0.082J	mg/L	0.10	07/30/22 12:42	
EPA 300.0 Rev 2.1 1993	Sulfate	486	mg/L	10.0	08/02/22 17:01	
92617392008	**BGWA-6**					
	Performed by	CUSTOMER			07/29/22 09:04	
	pH	7.34	Std. Units		07/29/22 09:04	
EPA 6010D	Iron	0.080	mg/L	0.040	07/29/22 20:01	
EPA 6010D	Manganese	0.029J	mg/L	0.040	07/29/22 20:01	
EPA 6010D	Potassium	0.66	mg/L	0.20	07/29/22 20:01	
EPA 6010D	Sodium	4.2	mg/L	1.0	07/29/22 20:01	
EPA 6010D	Calcium	66.1	mg/L	1.0	07/29/22 20:01	
EPA 6010D	Magnesium	35.8	mg/L	0.050	07/29/22 20:01	
EPA 6020B	Barium	0.016	mg/L	0.0050	08/03/22 16:40	
EPA 6020B	Boron	0.017J	mg/L	0.040	08/03/22 16:40	
SM 2540C-2015	Total Dissolved Solids	306	mg/L	10.0	07/29/22 15:48	
SM 2320B-2011	Alkalinity,Bicarbonate (CaCO3)	246	mg/L	5.0	08/04/22 16:32	
SM 2320B-2011	Alkalinity, Total as CaCO3	246	mg/L	5.0	08/04/22 16:32	
EPA 300.0 Rev 2.1 1993	Chloride	8.5	mg/L	1.0	07/30/22 13:01	
EPA 300.0 Rev 2.1 1993	Fluoride	0.052J	mg/L	0.10	07/30/22 13:01	
EPA 300.0 Rev 2.1 1993	Sulfate	20.7	mg/L	1.0	07/30/22 13:01	
92617392009	**BGWC-44D**					
	Performed by	CUSTOMER			07/29/22 09:05	
	pH	7.59	Std. Units		07/29/22 09:05	
EPA 6010D	Iron	0.57	mg/L	0.040	07/29/22 20:06	
EPA 6010D	Manganese	0.090	mg/L	0.040	07/29/22 20:06	
EPA 6010D	Potassium	1.7	mg/L	0.20	07/29/22 20:06	
EPA 6010D	Sodium	55.8	mg/L	1.0	07/29/22 20:06	
EPA 6010D	Calcium	49.7	mg/L	1.0	07/29/22 20:06	
EPA 6010D	Magnesium	25.6	mg/L	0.050	07/29/22 20:06	
EPA 6020B	Antimony	0.0011J	mg/L	0.0030	08/03/22 16:46	
EPA 6020B	Arsenic	0.0041J	mg/L	0.0050	08/03/22 16:46	
EPA 6020B	Barium	0.022	mg/L	0.0050	08/03/22 16:46	
EPA 6020B	Boron	0.036J	mg/L	0.040	08/03/22 16:46	
EPA 6020B	Lithium	0.0037J	mg/L	0.030	08/03/22 16:46	
EPA 6020B	Molybdenum	0.012	mg/L	0.010	08/03/22 16:46	
EPA 7470A	Mercury	0.00017J	mg/L	0.00020	08/03/22 09:26	
SM 2540C-2015	Total Dissolved Solids	344	mg/L	10.0	07/29/22 15:48	
SM 2320B-2011	Alkalinity,Bicarbonate (CaCO3)	238	mg/L	5.0	08/04/22 16:40	
SM 2320B-2011	Alkalinity, Total as CaCO3	238	mg/L	5.0	08/04/22 16:40	
SM 4500-S2D-2011	Sulfide	2.3	mg/L	0.50	07/30/22 04:59	
EPA 300.0 Rev 2.1 1993	Chloride	14.7	mg/L	1.0	07/30/22 13:20	
EPA 300.0 Rev 2.1 1993	Sulfate	38.1	mg/L	1.0	07/30/22 13:20	

This report shall not be reproduced, except in full,
without the written consent of Pace Analytical Services, LLC.

Pace Analytical Services, LLC
110 Technology Parkway
Peachtree Corners, GA 30092
(770)734-4200

SUMMARY OF DETECTION

Project: BOWEN AP-1-Revised Report
Pace Project No.: 92617392

Lab Sample ID Method	Client Sample ID Parameters	Result	Units	Report Limit	Analyzed	Qualifiers
92617392010	**BGWC-50D**					
	Performed by	CUSTOMER			07/29/22 09:05	
	pH	7.55	Std. Units		07/29/22 09:05	
EPA 6010D	Iron	1.1	mg/L	0.040	07/29/22 20:10	
EPA 6010D	Manganese	0.084	mg/L	0.040	07/29/22 20:10	
EPA 6010D	Potassium	1.3	mg/L	0.20	07/29/22 20:10	
EPA 6010D	Sodium	54.6	mg/L	1.0	07/29/22 20:10	
EPA 6010D	Calcium	61.1	mg/L	1.0	07/29/22 20:10	
EPA 6010D	Magnesium	29.8	mg/L	0.050	07/29/22 20:10	
EPA 6020B	Arsenic	0.0035J	mg/L	0.0050	08/03/22 16:52	
EPA 6020B	Barium	0.051	mg/L	0.0050	08/03/22 16:52	
EPA 6020B	Boron	0.035J	mg/L	0.040	08/03/22 16:52	
EPA 6020B	Cobalt	0.00072J	mg/L	0.0050	08/03/22 16:52	
EPA 6020B	Molybdenum	0.0029J	mg/L	0.010	08/03/22 16:52	
SM 2540C-2015	Total Dissolved Solids	409	mg/L	10.0	07/29/22 15:48	
SM 2320B-2011	Alkalinity,Bicarbonate (CaCO3)	232	mg/L	5.0	08/04/22 16:49	
SM 2320B-2011	Alkalinity, Total as CaCO3	232	mg/L	5.0	08/04/22 16:49	
SM 4500-S2D-2011	Sulfide	0.16	mg/L	0.10	07/30/22 04:59	
EPA 300.0 Rev 2.1 1993	Chloride	18.2	mg/L	1.0	07/30/22 13:39	
EPA 300.0 Rev 2.1 1993	Fluoride	0.12	mg/L	0.10	07/30/22 13:39	
EPA 300.0 Rev 2.1 1993	Sulfate	112	mg/L	2.0	08/02/22 17:21	
92617392011	**FB-1**					
EPA 6020B	Barium	0.0020J	mg/L	0.0050	08/03/22 16:58	
92617392012	**DUP-1**					
EPA 6010D	Iron	0.053	mg/L	0.040	07/29/22 20:20	
EPA 6010D	Potassium	0.68	mg/L	0.20	07/29/22 20:20	
EPA 6010D	Sodium	5.9	mg/L	1.0	07/29/22 20:20	
EPA 6010D	Calcium	21.5	mg/L	1.0	07/29/22 20:20	
EPA 6010D	Magnesium	11.0	mg/L	0.050	07/29/22 20:20	
EPA 6020B	Barium	0.012	mg/L	0.0050	08/03/22 17:41	
EPA 6020B	Lithium	0.00092J	mg/L	0.030	08/03/22 17:41	
SM 2540C-2015	Total Dissolved Solids	102	mg/L	10.0	07/29/22 15:49	
SM 2320B-2011	Alkalinity,Bicarbonate (CaCO3)	98.8	mg/L	5.0	08/04/22 13:49	
SM 2320B-2011	Alkalinity, Total as CaCO3	98.8	mg/L	5.0	08/04/22 13:49	
EPA 300.0 Rev 2.1 1993	Chloride	0.97J	mg/L	1.0	07/30/22 14:16	
EPA 300.0 Rev 2.1 1993	Fluoride	0.057J	mg/L	0.10	07/30/22 14:16	
EPA 300.0 Rev 2.1 1993	Sulfate	3.7	mg/L	1.0	07/30/22 14:16	
92617392013	**BGWC-12**					
	Performed by	CUSTOMER			07/29/22 09:06	
	pH	6.85	Std. Units		07/29/22 09:06	
EPA 6010D	Iron	0.026J	mg/L	0.040	07/29/22 20:34	
EPA 6010D	Potassium	3.2	mg/L	0.20	07/29/22 20:34	
EPA 6010D	Sodium	35.9	mg/L	1.0	07/29/22 20:34	
EPA 6010D	Calcium	175	mg/L	1.0	07/29/22 20:34	
EPA 6010D	Magnesium	62.7	mg/L	0.050	07/29/22 20:34	

This report shall not be reproduced, except in full,
without the written consent of Pace Analytical Services, LLC.

Pace Analytical Services, LLC
110 Technology Parkway
Peachtree Corners, GA 30092
(770)734-4200

SUMMARY OF DETECTION

Project: BOWEN AP-1-Revised Report
Pace Project No.: 92617392

Lab Sample ID Method	Client Sample ID Parameters	Result	Units	Report Limit	Analyzed	Qualifiers
92617392013	**BGWC-12**					
EPA 6020B	Arsenic	0.0028J	mg/L	0.0050	08/03/22 17:47	
EPA 6020B	Barium	0.045	mg/L	0.0050	08/03/22 17:47	
EPA 6020B	Boron	1.2	mg/L	0.040	08/03/22 17:47	
EPA 6020B	Lithium	0.0014J	mg/L	0.030	08/03/22 17:47	
SM 2540C-2015	Total Dissolved Solids	952	mg/L	20.0	07/29/22 15:49	
SM 2320B-2011	Alkalinity,Bicarbonate (CaCO3)	270	mg/L	5.0	08/04/22 16:57	
SM 2320B-2011	Alkalinity, Total as CaCO3	270	mg/L	5.0	08/04/22 16:57	
EPA 300.0 Rev 2.1 1993	Chloride	16.2	mg/L	1.0	07/31/22 04:45	
EPA 300.0 Rev 2.1 1993	Fluoride	0.081J	mg/L	0.10	07/31/22 04:45	
EPA 300.0 Rev 2.1 1993	Sulfate	419	mg/L	10.0	08/02/22 13:16	
92617392014	**BGWC-16**					
	Performed by	CUSTOMER			07/29/22 09:06	
	pH	6.49	Std. Units		07/29/22 09:06	
EPA 6010D	Iron	0.040	mg/L	0.040	07/29/22 20:39	
EPA 6010D	Manganese	5.0	mg/L	0.040	07/29/22 20:39	
EPA 6010D	Potassium	5.5	mg/L	0.20	07/29/22 20:39	
EPA 6010D	Sodium	39.8	mg/L	1.0	07/29/22 20:39	
EPA 6010D	Calcium	194	mg/L	1.0	07/29/22 20:39	
EPA 6010D	Magnesium	32.9	mg/L	0.050	07/29/22 20:39	
EPA 6020B	Barium	0.033	mg/L	0.0050	08/03/22 17:53	
EPA 6020B	Beryllium	0.00017J	mg/L	0.00050	08/03/22 17:53	
EPA 6020B	Boron	1.7	mg/L	0.040	08/03/22 17:53	
EPA 6020B	Cadmium	0.0024	mg/L	0.00050	08/03/22 17:53	
EPA 6020B	Cobalt	0.012	mg/L	0.0050	08/03/22 17:53	
EPA 6020B	Selenium	0.0018J	mg/L	0.0050	08/03/22 17:53	
EPA 6020B	Thallium	0.00025J	mg/L	0.0010	08/03/22 17:53	
SM 2540C-2015	Total Dissolved Solids	944	mg/L	20.0	07/29/22 15:49	
SM 2320B-2011	Alkalinity,Bicarbonate (CaCO3)	122	mg/L	5.0	08/04/22 14:24	
SM 2320B-2011	Alkalinity, Total as CaCO3	122	mg/L	5.0	08/04/22 14:24	
EPA 300.0 Rev 2.1 1993	Chloride	23.1	mg/L	1.0	07/31/22 05:00	
EPA 300.0 Rev 2.1 1993	Fluoride	0.091J	mg/L	0.10	07/31/22 05:00	
EPA 300.0 Rev 2.1 1993	Sulfate	496	mg/L	10.0	08/02/22 13:32	
92617392015	**BGWC-17**					
	Performed by	CUSTOMER			07/29/22 09:06	
	pH	7.29	Std. Units		07/29/22 09:06	
EPA 6010D	Manganese	0.12	mg/L	0.040	07/29/22 20:44	
EPA 6010D	Potassium	2.5	mg/L	0.20	07/29/22 20:44	
EPA 6010D	Sodium	10.9	mg/L	1.0	07/29/22 20:44	
EPA 6010D	Calcium	80.9	mg/L	1.0	07/29/22 20:44	
EPA 6010D	Magnesium	29.4	mg/L	0.050	07/29/22 20:44	
EPA 6020B	Barium	0.015	mg/L	0.0050	08/03/22 17:59	
EPA 6020B	Beryllium	0.000058J	mg/L	0.00050	08/03/22 17:59	
EPA 6020B	Boron	1.2	mg/L	0.040	08/03/22 17:59	
EPA 6020B	Cadmium	0.00029J	mg/L	0.00050	08/03/22 17:59	
EPA 7470A	Mercury	0.00025	mg/L	0.00020	08/03/22 09:42	

This report shall not be reproduced, except in full,
without the written consent of Pace Analytical Services, LLC.

Pace Analytical Services, LLC
110 Technology Parkway
Peachtree Corners, GA 30092
(770)734-4200

SUMMARY OF DETECTION

Project: BOWEN AP-1-Revised Report
Pace Project No.: 92617392

Lab Sample ID Method	Client Sample ID Parameters	Result	Units	Report Limit	Analyzed	Qualifiers
92617392015	**BGWC-17**					
SM 2540C-2015	Total Dissolved Solids	438	mg/L	10.0	07/29/22 15:50	
SM 2320B-2011	Alkalinity,Bicarbonate (CaCO3)	146	mg/L	5.0	08/04/22 14:34	
SM 2320B-2011	Alkalinity, Total as CaCO3	146	mg/L	5.0	08/04/22 14:34	
EPA 300.0 Rev 2.1 1993	Chloride	43.2	mg/L	1.0	07/31/22 05:16	
EPA 300.0 Rev 2.1 1993	Fluoride	0.13	mg/L	0.10	07/31/22 05:16	
EPA 300.0 Rev 2.1 1993	Sulfate	118	mg/L	2.0	08/02/22 13:47	
92617392016	**BGWC-18**					
	Performed by	CUSTOMER			07/29/22 09:07	
	pH	7.02	Std. Units		07/29/22 09:07	
EPA 6010D	Manganese	0.0043J	mg/L	0.040	07/29/22 20:49	
EPA 6010D	Potassium	1.7	mg/L	0.20	07/29/22 20:49	
EPA 6010D	Sodium	3.5	mg/L	1.0	07/29/22 20:49	
EPA 6010D	Calcium	65.9	mg/L	1.0	07/29/22 20:49	
EPA 6010D	Magnesium	22.3	mg/L	0.050	07/29/22 20:49	
EPA 6020B	Barium	0.029	mg/L	0.0050	08/03/22 18:17	
EPA 6020B	Boron	0.53	mg/L	0.040	08/03/22 18:17	
SM 2540C-2015	Total Dissolved Solids	307	mg/L	10.0	07/29/22 15:50	
SM 2320B-2011	Alkalinity,Bicarbonate (CaCO3)	164	mg/L	5.0	08/04/22 14:54	
SM 2320B-2011	Alkalinity, Total as CaCO3	164	mg/L	5.0	08/04/22 14:54	
EPA 300.0 Rev 2.1 1993	Chloride	14.9	mg/L	1.0	07/31/22 05:31	
EPA 300.0 Rev 2.1 1993	Fluoride	0.081J	mg/L	0.10	07/31/22 05:31	
EPA 300.0 Rev 2.1 1993	Sulfate	55.5	mg/L	1.0	07/31/22 05:31	
92617392017	**BGWC-19**					
	Performed by	CUSTOMER			07/29/22 09:07	
	pH	6.55	Std. Units		07/29/22 09:07	
EPA 6010D	Iron	0.071	mg/L	0.040	07/29/22 20:53	
EPA 6010D	Manganese	0.13	mg/L	0.040	07/29/22 20:53	
EPA 6010D	Potassium	3.2	mg/L	0.20	07/29/22 20:53	
EPA 6010D	Sodium	3.0	mg/L	1.0	07/29/22 20:53	
EPA 6010D	Calcium	63.2	mg/L	1.0	07/29/22 20:53	
EPA 6010D	Magnesium	25.2	mg/L	0.050	07/29/22 20:53	
EPA 6020B	Barium	0.039	mg/L	0.0050	08/03/22 18:23	
EPA 6020B	Beryllium	0.000061J	mg/L	0.00050	08/03/22 18:23	
EPA 6020B	Boron	0.43	mg/L	0.040	08/03/22 18:23	
SM 2540C-2015	Total Dissolved Solids	338	mg/L	10.0	07/29/22 15:50	
SM 2320B-2011	Alkalinity,Bicarbonate (CaCO3)	160	mg/L	5.0	08/04/22 15:05	
SM 2320B-2011	Alkalinity, Total as CaCO3	160	mg/L	5.0	08/04/22 15:05	
EPA 300.0 Rev 2.1 1993	Chloride	7.8	mg/L	1.0	07/31/22 05:47	
EPA 300.0 Rev 2.1 1993	Fluoride	0.071J	mg/L	0.10	07/31/22 05:47	
EPA 300.0 Rev 2.1 1993	Sulfate	82.7	mg/L	1.0	07/31/22 05:47	
92617392018	**BGWC-20**					
	Performed by	CUSTOMER			07/29/22 09:07	
	pH	7.18	Std. Units		07/29/22 09:07	

This report shall not be reproduced, except in full,
without the written consent of Pace Analytical Services, LLC.

Pace Analytical Services, LLC
110 Technology Parkway
Peachtree Corners, GA 30092
(770)734-4200

SUMMARY OF DETECTION

Project: BOWEN AP-1-Revised Report
Pace Project No.: 92617392

Lab Sample ID Method	Client Sample ID Parameters	Result	Units	Report Limit	Analyzed	Qualifiers
92617392018	**BGWC-20**					
EPA 6010D	Iron	0.13	mg/L	0.040	07/29/22 20:58	
EPA 6010D	Manganese	0.76	mg/L	0.040	07/29/22 20:58	
EPA 6010D	Potassium	7.6	mg/L	0.20	07/29/22 20:58	
EPA 6010D	Sodium	31.7	mg/L	1.0	07/29/22 20:58	
EPA 6010D	Calcium	284	mg/L	1.0	07/29/22 20:58	
EPA 6010D	Magnesium	47.4	mg/L	0.050	07/29/22 20:58	
EPA 6020B	Barium	0.032	mg/L	0.0050	08/03/22 18:29	
EPA 6020B	Boron	3.8	mg/L	0.040	08/03/22 18:29	
EPA 6020B	Lithium	0.037	mg/L	0.030	08/03/22 18:29	
EPA 6020B	Molybdenum	0.028	mg/L	0.010	08/03/22 18:29	
SM 2540C-2015	Total Dissolved Solids	1370	mg/L	50.0	07/29/22 15:50	
SM 2320B-2011	Alkalinity,Bicarbonate (CaCO3)	84.2	mg/L	5.0	08/04/22 15:17	
SM 2320B-2011	Alkalinity, Total as CaCO3	84.2	mg/L	5.0	08/04/22 15:17	
EPA 300.0 Rev 2.1 1993	Chloride	169	mg/L	10.0	08/02/22 14:02	
EPA 300.0 Rev 2.1 1993	Fluoride	0.062J	mg/L	0.10	07/31/22 06:02	
EPA 300.0 Rev 2.1 1993	Sulfate	617	mg/L	10.0	08/02/22 14:02	
92617392019	**BGWC-25**					
	Performed by	CUSTOMER			07/29/22 09:07	
	pH	7.22	Std. Units		07/29/22 09:07	
EPA 6010D	Iron	0.36	mg/L	0.040	07/29/22 21:08	
EPA 6010D	Manganese	0.26	mg/L	0.040	07/29/22 21:08	
EPA 6010D	Potassium	1.1	mg/L	0.20	07/29/22 21:08	
EPA 6010D	Sodium	1.9	mg/L	1.0	07/29/22 21:08	
EPA 6010D	Calcium	52.1	mg/L	1.0	07/29/22 21:08	
EPA 6010D	Magnesium	24.2	mg/L	0.050	07/29/22 21:08	
EPA 6020B	Arsenic	0.0027J	mg/L	0.0050	08/03/22 18:41	
EPA 6020B	Barium	0.016	mg/L	0.0050	08/03/22 18:41	
EPA 6020B	Boron	0.051	mg/L	0.040	08/03/22 18:41	
SM 2540C-2015	Total Dissolved Solids	231	mg/L	10.0	08/02/22 11:59	
SM 2320B-2011	Alkalinity,Bicarbonate (CaCO3)	197	mg/L	5.0	08/04/22 17:06	
SM 2320B-2011	Alkalinity, Total as CaCO3	197	mg/L	5.0	08/04/22 17:06	
SM 4500-S2D-2011	Sulfide	0.14	mg/L	0.10	07/30/22 05:12	
EPA 300.0 Rev 2.1 1993	Chloride	6.2	mg/L	1.0	07/31/22 06:48	
EPA 300.0 Rev 2.1 1993	Fluoride	0.051J	mg/L	0.10	07/31/22 06:48	
EPA 300.0 Rev 2.1 1993	Sulfate	12.6	mg/L	1.0	07/31/22 06:48	
92617392020	**FB-2**					
EPA 6020B	Barium	0.0019J	mg/L	0.0050	08/03/22 18:47	
92617392021	**DUP-2**					
EPA 6010D	Manganese	0.13	mg/L	0.040	08/01/22 20:05	
EPA 6010D	Potassium	2.8	mg/L	0.20	08/01/22 20:05	
EPA 6010D	Sodium	11.1	mg/L	1.0	08/01/22 20:05	
EPA 6010D	Calcium	80.4	mg/L	1.0	08/01/22 20:05	
EPA 6010D	Magnesium	28.9	mg/L	0.050	08/01/22 20:05	
EPA 6020B	Barium	0.015	mg/L	0.0050	08/01/22 20:42	
EPA 6020B	Boron	1.2	mg/L	0.040	08/01/22 20:42	

This report shall not be reproduced, except in full,
without the written consent of Pace Analytical Services, LLC.

Pace Analytical Services, LLC
110 Technology Parkway
Peachtree Corners, GA 30092
(770)734-4200

SUMMARY OF DETECTION

Project: BOWEN AP-1-Revised Report
Pace Project No.: 92617392

Lab Sample ID / Method	Client Sample ID / Parameters	Result	Units	Report Limit	Analyzed	Qualifiers
92617392021	**DUP-2**					
EPA 6020B	Cadmium	0.00031J	mg/L	0.00050	08/01/22 20:42	
EPA 7470A	Mercury	0.00029	mg/L	0.00020	08/05/22 07:53	
SM 2540C-2015	Total Dissolved Solids	420	mg/L	10.0	08/02/22 12:03	
SM 2320B-2011	Alkalinity,Bicarbonate (CaCO3)	150	mg/L	5.0	08/04/22 15:39	
SM 2320B-2011	Alkalinity, Total as CaCO3	150	mg/L	5.0	08/04/22 15:39	
EPA 300.0 Rev 2.1 1993	Chloride	43.6	mg/L	1.0	07/31/22 07:50	
EPA 300.0 Rev 2.1 1993	Fluoride	0.13	mg/L	0.10	07/31/22 07:50	
EPA 300.0 Rev 2.1 1993	Sulfate	117	mg/L	2.0	08/02/22 14:18	
92617392022	**BGWC-7**					
	Performed by	Customer			08/01/22 17:32	
	pH	6.96	Std. Units		08/01/22 17:32	
EPA 6010D	Iron	0.71	mg/L	0.040	08/02/22 19:09	
EPA 6010D	Manganese	0.026J	mg/L	0.040	08/02/22 19:09	
EPA 6010D	Potassium	3.3	mg/L	0.20	08/02/22 19:09	
EPA 6010D	Sodium	22.7	mg/L	1.0	08/02/22 19:09	
EPA 6010D	Calcium	136	mg/L	1.0	08/02/22 19:09	
EPA 6010D	Magnesium	44.5	mg/L	0.050	08/02/22 19:09	
EPA 6020B	Arsenic	0.0024J	mg/L	0.0050	08/04/22 13:46	
EPA 6020B	Barium	0.028	mg/L	0.0050	08/04/22 13:46	
EPA 6020B	Boron	1.1	mg/L	0.040	08/04/22 13:46	
EPA 6020B	Cobalt	0.00074J	mg/L	0.0050	08/04/22 13:46	
EPA 6020B	Lithium	0.0061J	mg/L	0.030	08/04/22 13:46	
EPA 6020B	Molybdenum	0.0090J	mg/L	0.010	08/04/22 13:46	
EPA 6020B	Thallium	0.00029J	mg/L	0.0010	08/04/22 13:46	
SM 2540C-2015	Total Dissolved Solids	732	mg/L	20.0	08/02/22 12:05	
SM 2320B-2011	Alkalinity,Bicarbonate (CaCO3)	289	mg/L	5.0	08/06/22 12:04	
SM 2320B-2011	Alkalinity, Total as CaCO3	289	mg/L	5.0	08/06/22 12:04	
EPA 300.0 Rev 2.1 1993	Chloride	8.9	mg/L	1.0	08/05/22 19:17	
EPA 300.0 Rev 2.1 1993	Fluoride	0.16	mg/L	0.10	08/05/22 19:17	
EPA 300.0 Rev 2.1 1993	Sulfate	268	mg/L	4.0	08/07/22 19:50	M1
92617392023	**BGWC-10**					
	Performed by	Customer			08/01/22 17:32	
	pH	7.63	Std. Units		08/01/22 17:32	
EPA 6010D	Iron	0.49	mg/L	0.040	08/02/22 19:14	
EPA 6010D	Manganese	0.030J	mg/L	0.040	08/02/22 19:14	
EPA 6010D	Potassium	2.2	mg/L	0.20	08/02/22 19:14	
EPA 6010D	Sodium	18.6	mg/L	1.0	08/02/22 19:14	
EPA 6010D	Calcium	63.0	mg/L	1.0	08/02/22 19:14	
EPA 6010D	Magnesium	28.1	mg/L	0.050	08/02/22 19:14	
EPA 6020B	Antimony	0.0015J	mg/L	0.0030	08/04/22 14:10	
EPA 6020B	Arsenic	0.0050	mg/L	0.0050	08/04/22 14:10	
EPA 6020B	Barium	0.042	mg/L	0.0050	08/04/22 14:10	
EPA 6020B	Boron	0.52	mg/L	0.040	08/04/22 14:10	
EPA 6020B	Cobalt	0.00058J	mg/L	0.0050	08/04/22 14:10	
EPA 6020B	Lithium	0.00076J	mg/L	0.030	08/04/22 14:10	
EPA 6020B	Molybdenum	0.0028J	mg/L	0.010	08/04/22 14:10	

This report shall not be reproduced, except in full,
without the written consent of Pace Analytical Services, LLC.

Pace Analytical Services, LLC
110 Technology Parkway
Peachtree Corners, GA 30092
(770)734-4200

SUMMARY OF DETECTION

Project: BOWEN AP-1-Revised Report
Pace Project No.: 92617392

Lab Sample ID Method	Client Sample ID Parameters	Result	Units	Report Limit	Analyzed	Qualifiers
92617392023	**BGWC-10**					
SM 2540C-2015	Total Dissolved Solids	338	mg/L	10.0	08/02/22 12:05	
SM 2320B-2011	Alkalinity,Bicarbonate (CaCO3)	166	mg/L	5.0	08/05/22 18:53	
SM 2320B-2011	Alkalinity, Total as CaCO3	166	mg/L	5.0	08/05/22 18:53	
EPA 300.0 Rev 2.1 1993	Chloride	30.0	mg/L	1.0	08/05/22 20:34	
EPA 300.0 Rev 2.1 1993	Fluoride	0.064J	mg/L	0.10	08/05/22 20:34	
EPA 300.0 Rev 2.1 1993	Sulfate	105	mg/L	2.0	08/07/22 21:15	
92617392024	**BGWC-21**					
	Performed by	Customer			08/01/22 17:33	
	pH	7.85	Std. Units		08/01/22 17:33	
EPA 6010D	Manganese	0.015J	mg/L	0.040	08/02/22 19:19	
EPA 6010D	Potassium	1.6	mg/L	0.20	08/02/22 19:19	
EPA 6010D	Sodium	2.3	mg/L	1.0	08/02/22 19:19	
EPA 6010D	Calcium	43.1	mg/L	1.0	08/02/22 19:19	
EPA 6010D	Magnesium	25.7	mg/L	0.050	08/02/22 19:19	
EPA 6020B	Barium	0.025	mg/L	0.0050	08/04/22 14:16	
EPA 6020B	Boron	0.035J	mg/L	0.040	08/04/22 14:16	
EPA 6020B	Cobalt	0.0027J	mg/L	0.0050	08/04/22 14:16	
EPA 6020B	Molybdenum	0.0042J	mg/L	0.010	08/04/22 14:16	
SM 2540C-2015	Total Dissolved Solids	259	mg/L	10.0	08/02/22 12:05	
SM 2320B-2011	Alkalinity,Bicarbonate (CaCO3)	157	mg/L	5.0	08/05/22 19:14	
SM 2320B-2011	Alkalinity, Total as CaCO3	157	mg/L	5.0	08/05/22 19:14	
EPA 300.0 Rev 2.1 1993	Chloride	4.7	mg/L	1.0	08/05/22 20:50	
EPA 300.0 Rev 2.1 1993	Sulfate	55.3	mg/L	1.0	08/05/22 20:50	
92617392025	**BGWC-31**					
	Performed by	Customer			08/01/22 17:33	
	pH	7.19	Std. Units		08/01/22 17:33	
EPA 6010D	Iron	1.6	mg/L	0.040	08/02/22 19:24	
EPA 6010D	Manganese	0.17	mg/L	0.040	08/02/22 19:24	
EPA 6010D	Potassium	1.5	mg/L	0.20	08/02/22 19:24	
EPA 6010D	Sodium	8.1	mg/L	1.0	08/02/22 19:24	
EPA 6010D	Calcium	75.4	mg/L	1.0	08/02/22 19:24	
EPA 6010D	Magnesium	36.2	mg/L	0.050	08/02/22 19:24	
EPA 6020B	Arsenic	0.0051	mg/L	0.0050	08/04/22 14:22	
EPA 6020B	Barium	0.039	mg/L	0.0050	08/04/22 14:22	
EPA 6020B	Boron	0.69	mg/L	0.040	08/04/22 14:22	
EPA 7470A	Mercury	0.00015J	mg/L	0.00020	08/05/22 08:18	
SM 2540C-2015	Total Dissolved Solids	473	mg/L	10.0	08/02/22 12:05	
SM 2320B-2011	Alkalinity,Bicarbonate (CaCO3)	184	mg/L	5.0	08/05/22 19:24	
SM 2320B-2011	Alkalinity, Total as CaCO3	184	mg/L	5.0	08/05/22 19:24	
EPA 300.0 Rev 2.1 1993	Chloride	32.9	mg/L	1.0	08/05/22 21:05	
EPA 300.0 Rev 2.1 1993	Sulfate	131	mg/L	2.0	08/07/22 21:31	
92617392026	**BGWC-34D**					
	Performed by	Customer			08/01/22 17:33	
	pH	6.96	Std. Units		08/01/22 17:33	
EPA 6010D	Iron	1.3	mg/L	0.040	08/02/22 19:28	
EPA 6010D	Manganese	0.016J	mg/L	0.040	08/02/22 19:28	

This report shall not be reproduced, except in full,
without the written consent of Pace Analytical Services, LLC.

Pace Analytical Services, LLC
110 Technology Parkway
Peachtree Corners, GA 30092
(770)734-4200

SUMMARY OF DETECTION

Project: BOWEN AP-1-Revised Report
Pace Project No.: 92617392

Lab Sample ID Method	Client Sample ID Parameters	Result	Units	Report Limit	Analyzed	Qualifiers
92617392026	**BGWC-34D**					
EPA 6010D	Potassium	2.0	mg/L	0.20	08/02/22 19:28	
EPA 6010D	Sodium	6.8	mg/L	1.0	08/02/22 19:28	
EPA 6010D	Calcium	123	mg/L	1.0	08/02/22 19:28	
EPA 6010D	Magnesium	34.0	mg/L	0.050	08/02/22 19:28	
EPA 6020B	Arsenic	0.015	mg/L	0.0050	08/04/22 14:28	
EPA 6020B	Barium	0.051	mg/L	0.0050	08/04/22 14:28	
EPA 6020B	Boron	0.40	mg/L	0.040	08/04/22 14:28	
EPA 6020B	Cobalt	0.0012J	mg/L	0.0050	08/04/22 14:28	
EPA 6020B	Molybdenum	0.0011J	mg/L	0.010	08/04/22 14:28	
EPA 7470A	Mercury	0.00014J	mg/L	0.00020	08/05/22 08:20	
SM 2540C-2015	Total Dissolved Solids	540	mg/L	20.0	08/02/22 12:05	
SM 2320B-2011	Alkalinity,Bicarbonate (CaCO3)	220	mg/L	5.0	08/06/22 12:12	
SM 2320B-2011	Alkalinity, Total as CaCO3	220	mg/L	5.0	08/06/22 12:12	
EPA 300.0 Rev 2.1 1993	Chloride	44.9	mg/L	1.0	08/05/22 21:20	
EPA 300.0 Rev 2.1 1993	Fluoride	0.053J	mg/L	0.10	08/05/22 21:20	
EPA 300.0 Rev 2.1 1993	Sulfate	158	mg/L	2.0	08/07/22 21:48	
92617392027	**BGWC-35D**					
	Performed by	Customer			08/01/22 17:33	
	pH	6.98	Std. Units		08/01/22 17:33	
EPA 6010D	Calcium	403	mg/L	10.0	08/03/22 13:47	
EPA 6010D	Iron	0.12	mg/L	0.040	08/02/22 19:33	
EPA 6010D	Manganese	0.69	mg/L	0.040	08/02/22 19:33	
EPA 6010D	Potassium	13.6	mg/L	0.20	08/02/22 19:33	
EPA 6010D	Sodium	58.1	mg/L	1.0	08/02/22 19:33	
EPA 6010D	Magnesium	93.1	mg/L	0.050	08/02/22 19:33	
EPA 6020B	Barium	0.060	mg/L	0.0050	08/04/22 14:53	
EPA 6020B	Boron	11.0	mg/L	0.40	08/08/22 15:09	
EPA 6020B	Cobalt	0.0038J	mg/L	0.0050	08/04/22 14:53	
EPA 6020B	Lithium	0.016J	mg/L	0.030	08/04/22 14:53	
EPA 6020B	Molybdenum	0.036	mg/L	0.010	08/04/22 14:53	
EPA 6020B	Thallium	0.00022J	mg/L	0.0010	08/04/22 14:53	
EPA 7470A	Mercury	0.00016J	mg/L	0.00020	08/05/22 08:23	
SM 2540C-2015	Total Dissolved Solids	2930	mg/L	100	08/02/22 12:05	
SM 2320B-2011	Alkalinity,Bicarbonate (CaCO3)	147	mg/L	5.0	08/05/22 19:43	
SM 2320B-2011	Alkalinity, Total as CaCO3	147	mg/L	5.0	08/05/22 19:43	
EPA 300.0 Rev 2.1 1993	Chloride	666	mg/L	10.0	08/07/22 22:05	
EPA 300.0 Rev 2.1 1993	Fluoride	0.23	mg/L	0.10	08/05/22 21:36	
EPA 300.0 Rev 2.1 1993	Sulfate	600	mg/L	10.0	08/07/22 22:05	
92617392028	**BGWC-37D**					
	Performed by	Customer			08/01/22 17:34	
	pH	7.34	Std. Units		08/01/22 17:34	
EPA 6010D	Iron	0.63	mg/L	0.040	08/02/22 19:38	
EPA 6010D	Manganese	0.041	mg/L	0.040	08/02/22 19:38	
EPA 6010D	Potassium	2.3	mg/L	0.20	08/02/22 19:38	
EPA 6010D	Sodium	13.3	mg/L	1.0	08/02/22 19:38	
EPA 6010D	Calcium	109	mg/L	1.0	08/02/22 19:38	

This report shall not be reproduced, except in full,
without the written consent of Pace Analytical Services, LLC.

Pace Analytical Services, LLC
110 Technology Parkway
Peachtree Corners, GA 30092
(770)734-4200

SUMMARY OF DETECTION

Project: BOWEN AP-1-Revised Report
Pace Project No.: 92617392

Lab Sample ID Method	Client Sample ID Parameters	Result	Units	Report Limit	Analyzed	Qualifiers
92617392028	**BGWC-37D**					
EPA 6010D	Magnesium	45.1	mg/L	0.050	08/02/22 19:38	
EPA 6020B	Arsenic	0.013	mg/L	0.0050	08/04/22 14:59	
EPA 6020B	Barium	0.094	mg/L	0.0050	08/04/22 14:59	
EPA 6020B	Boron	1.3	mg/L	0.040	08/04/22 14:59	
EPA 6020B	Lithium	0.0026J	mg/L	0.030	08/04/22 14:59	
EPA 6020B	Molybdenum	0.0082J	mg/L	0.010	08/04/22 14:59	
SM 2540C-2015	Total Dissolved Solids	692	mg/L	20.0	08/02/22 12:05	
SM 2320B-2011	Alkalinity,Bicarbonate (CaCO3)	165	mg/L	5.0	08/05/22 19:54	
SM 2320B-2011	Alkalinity, Total as CaCO3	165	mg/L	5.0	08/05/22 19:54	
EPA 300.0 Rev 2.1 1993	Chloride	138	mg/L	2.0	08/07/22 22:22	
EPA 300.0 Rev 2.1 1993	Fluoride	0.19	mg/L	0.10	08/06/22 00:04	
EPA 300.0 Rev 2.1 1993	Sulfate	134	mg/L	2.0	08/07/22 22:22	
92617392029	**BGWC-40**					
	Performed by	Customer			08/01/22 17:34	
	pH	7.03	Std. Units		08/01/22 17:34	
EPA 6010D	Potassium	2.7	mg/L	0.20	08/02/22 19:52	
EPA 6010D	Sodium	9.1	mg/L	1.0	08/02/22 19:52	
EPA 6010D	Calcium	138	mg/L	1.0	08/02/22 19:52	
EPA 6010D	Magnesium	43.5	mg/L	0.050	08/02/22 19:52	
EPA 6020B	Barium	0.047	mg/L	0.0050	08/04/22 15:05	
EPA 6020B	Boron	2.9	mg/L	0.040	08/04/22 15:05	
EPA 6020B	Cobalt	0.00042J	mg/L	0.0050	08/04/22 15:05	
EPA 6020B	Selenium	0.0070	mg/L	0.0050	08/04/22 15:05	
SM 2540C-2015	Total Dissolved Solids	810	mg/L	20.0	08/02/22 12:05	
SM 2320B-2011	Alkalinity,Bicarbonate (CaCO3)	204	mg/L	5.0	08/06/22 12:21	
SM 2320B-2011	Alkalinity, Total as CaCO3	204	mg/L	5.0	08/06/22 12:21	M1
EPA 300.0 Rev 2.1 1993	Chloride	149	mg/L	2.0	08/07/22 22:39	
EPA 300.0 Rev 2.1 1993	Fluoride	0.092J	mg/L	0.10	08/06/22 19:19	
EPA 300.0 Rev 2.1 1993	Sulfate	132	mg/L	2.0	08/07/22 22:39	
92617392030	**BGWC-42D**					
	Performed by	Customer			08/01/22 17:35	
	pH	7.31	Std. Units		08/01/22 17:35	
EPA 6010D	Iron	0.30	mg/L	0.040	08/02/22 19:57	
EPA 6010D	Manganese	0.041	mg/L	0.040	08/02/22 19:57	
EPA 6010D	Potassium	2.3	mg/L	0.20	08/02/22 19:57	
EPA 6010D	Sodium	47.6	mg/L	1.0	08/02/22 19:57	
EPA 6010D	Calcium	93.4	mg/L	1.0	08/02/22 19:57	
EPA 6010D	Magnesium	38.3	mg/L	0.050	08/02/22 19:57	
EPA 6020B	Arsenic	0.0033J	mg/L	0.0050	08/04/22 15:11	
EPA 6020B	Barium	0.084	mg/L	0.0050	08/04/22 15:11	
EPA 6020B	Boron	1.9	mg/L	0.040	08/04/22 15:11	
EPA 6020B	Lithium	0.0016J	mg/L	0.030	08/04/22 15:11	
EPA 6020B	Molybdenum	0.0092J	mg/L	0.010	08/04/22 15:11	
SM 2540C-2015	Total Dissolved Solids	628	mg/L	20.0	08/03/22 13:03	
SM 2320B-2011	Alkalinity,Bicarbonate (CaCO3)	197	mg/L	5.0	08/06/22 12:29	
SM 2320B-2011	Alkalinity, Total as CaCO3	197	mg/L	5.0	08/06/22 12:29	

This report shall not be reproduced, except in full,
without the written consent of Pace Analytical Services, LLC.

Pace Analytical Services, LLC
110 Technology Parkway
Peachtree Corners, GA 30092
(770)734-4200

SUMMARY OF DETECTION

Project: BOWEN AP-1-Revised Report
Pace Project No.: 92617392

Lab Sample ID / Method	Client Sample ID / Parameters	Result	Units	Report Limit	Analyzed	Qualifiers
92617392030	**BGWC-42D**					
SM 4500-S2D-2011	Sulfide	7.6	mg/L	2.5	08/03/22 03:37	
EPA 300.0 Rev 2.1 1993	Chloride	117	mg/L	2.0	08/07/22 22:56	
EPA 300.0 Rev 2.1 1993	Fluoride	0.55	mg/L	0.10	08/06/22 19:36	
EPA 300.0 Rev 2.1 1993	Sulfate	136	mg/L	2.0	08/07/22 22:56	
92617392031	**BGWC-52**					
	Performed by	Customer			08/01/22 17:37	
	pH	7.62	Std. Units		08/01/22 17:37	
EPA 6010D	Iron	0.043	mg/L	0.040	08/02/22 20:02	
EPA 6010D	Manganese	0.021J	mg/L	0.040	08/02/22 20:02	
EPA 6010D	Potassium	2.4	mg/L	0.20	08/02/22 20:02	
EPA 6010D	Sodium	4.5	mg/L	1.0	08/02/22 20:02	
EPA 6010D	Calcium	52.3	mg/L	1.0	08/02/22 20:02	
EPA 6010D	Magnesium	10.1	mg/L	0.050	08/02/22 20:02	
EPA 6020B	Barium	0.021	mg/L	0.0050	08/04/22 15:17	
EPA 6020B	Boron	0.87	mg/L	0.040	08/04/22 15:17	
EPA 6020B	Cobalt	0.00082J	mg/L	0.0050	08/04/22 15:17	
EPA 6020B	Lithium	0.00088J	mg/L	0.030	08/04/22 15:17	
EPA 6020B	Molybdenum	0.0053J	mg/L	0.010	08/04/22 15:17	
SM 2540C-2015	Total Dissolved Solids	236	mg/L	10.0	08/03/22 13:03	
SM 2320B-2011	Alkalinity,Bicarbonate (CaCO3)	86.8	mg/L	5.0	08/05/22 20:40	
SM 2320B-2011	Alkalinity, Total as CaCO3	86.8	mg/L	5.0	08/05/22 20:40	
EPA 300.0 Rev 2.1 1993	Chloride	33.9	mg/L	1.0	08/06/22 19:52	
EPA 300.0 Rev 2.1 1993	Fluoride	0.14	mg/L	0.10	08/06/22 19:52	
EPA 300.0 Rev 2.1 1993	Sulfate	50.1	mg/L	1.0	08/06/22 19:52	
92617392032	**FB-3**					
EPA 6020B	Barium	0.0019J	mg/L	0.0050	08/04/22 15:23	
EPA 6020B	Boron	0.015J	mg/L	0.040	08/04/22 15:23	
92617392033	**DUP-3**					
EPA 6010D	Iron	1.6	mg/L	0.040	08/02/22 20:11	
EPA 6010D	Manganese	0.17	mg/L	0.040	08/02/22 20:11	
EPA 6010D	Potassium	1.5	mg/L	0.20	08/02/22 20:11	
EPA 6010D	Sodium	8.1	mg/L	1.0	08/02/22 20:11	
EPA 6010D	Calcium	75.3	mg/L	1.0	08/02/22 20:11	
EPA 6010D	Magnesium	36.4	mg/L	0.050	08/02/22 20:11	
EPA 6020B	Antimony	0.0023J	mg/L	0.0030	08/04/22 15:29	
EPA 6020B	Arsenic	0.0053	mg/L	0.0050	08/04/22 15:29	
EPA 6020B	Barium	0.039	mg/L	0.0050	08/04/22 15:29	
EPA 6020B	Boron	0.68	mg/L	0.040	08/04/22 15:29	
SM 2540C-2015	Total Dissolved Solids	430	mg/L	10.0	08/03/22 13:06	
SM 2320B-2011	Alkalinity,Bicarbonate (CaCO3)	182	mg/L	5.0	08/05/22 21:02	
SM 2320B-2011	Alkalinity, Total as CaCO3	182	mg/L	5.0	08/05/22 21:02	
EPA 300.0 Rev 2.1 1993	Chloride	32.6	mg/L	1.0	08/06/22 21:00	
EPA 300.0 Rev 2.1 1993	Sulfate	130	mg/L	2.0	08/07/22 23:13	
92617392034	**BGWC-32**					
	Performed by	Customer			08/01/22 17:41	

This report shall not be reproduced, except in full,
without the written consent of Pace Analytical Services, LLC.

Pace Analytical Services, LLC
110 Technology Parkway
Peachtree Corners, GA 30092
(770)734-4200

SUMMARY OF DETECTION

Project: BOWEN AP-1-Revised Report
Pace Project No.: 92617392

Lab Sample ID Method	Client Sample ID Parameters	Result	Units	Report Limit	Analyzed	Qualifiers
92617392034	**BGWC-32**					
	pH	7.15	Std. Units		08/01/22 17:41	
EPA 6010D	Manganese	0.18	mg/L	0.040	08/02/22 20:16	
EPA 6010D	Potassium	4.2	mg/L	0.20	08/02/22 20:16	
EPA 6010D	Sodium	17.8	mg/L	1.0	08/02/22 20:16	
EPA 6010D	Calcium	226	mg/L	1.0	08/02/22 20:16	
EPA 6010D	Magnesium	64.9	mg/L	0.050	08/02/22 20:16	
EPA 6020B	Barium	0.090	mg/L	0.0050	08/04/22 15:35	
EPA 6020B	Boron	3.8	mg/L	0.040	08/04/22 15:35	
EPA 6020B	Cobalt	0.0022J	mg/L	0.0050	08/04/22 15:35	
EPA 6020B	Molybdenum	0.0036J	mg/L	0.010	08/04/22 15:35	
SM 2540C-2015	Total Dissolved Solids	1260	mg/L	50.0	08/03/22 13:06	
SM 2320B-2011	Alkalinity,Bicarbonate (CaCO3)	167	mg/L	5.0	08/08/22 14:03	
SM 2320B-2011	Alkalinity, Total as CaCO3	167	mg/L	5.0	08/08/22 14:03	
EPA 300.0 Rev 2.1 1993	Chloride	292	mg/L	4.0	08/07/22 23:30	
EPA 300.0 Rev 2.1 1993	Fluoride	0.16	mg/L	0.10	08/06/22 21:17	
EPA 300.0 Rev 2.1 1993	Sulfate	298	mg/L	4.0	08/07/22 23:30	
92617392035	**BGWC-36D**					
	Performed by	Customer			08/01/22 17:41	
	pH	7.19	Std. Units		08/01/22 17:41	
EPA 6010D	Manganese	0.0051J	mg/L	0.040	08/02/22 20:21	
EPA 6010D	Potassium	3.5	mg/L	0.20	08/02/22 20:21	
EPA 6010D	Sodium	13.9	mg/L	1.0	08/02/22 20:21	
EPA 6010D	Calcium	156	mg/L	1.0	08/02/22 20:21	
EPA 6010D	Magnesium	51.9	mg/L	0.050	08/02/22 20:21	
EPA 6020B	Barium	0.062	mg/L	0.0050	08/04/22 15:41	
EPA 6020B	Boron	4.6	mg/L	0.040	08/04/22 15:41	
EPA 6020B	Lithium	0.0012J	mg/L	0.030	08/04/22 15:41	
EPA 6020B	Molybdenum	0.0095J	mg/L	0.010	08/04/22 15:41	
EPA 6020B	Selenium	0.011	mg/L	0.0050	08/04/22 15:41	
EPA 6020B	Thallium	0.00018J	mg/L	0.0010	08/04/22 15:41	
SM 2540C-2015	Total Dissolved Solids	846	mg/L	20.0	08/03/22 13:06	
SM 2320B-2011	Alkalinity,Bicarbonate (CaCO3)	117	mg/L	5.0	08/08/22 14:14	
SM 2320B-2011	Alkalinity, Total as CaCO3	117	mg/L	5.0	08/08/22 14:14	
EPA 300.0 Rev 2.1 1993	Chloride	283	mg/L	4.0	08/08/22 00:21	
EPA 300.0 Rev 2.1 1993	Fluoride	0.14	mg/L	0.10	08/06/22 21:34	
EPA 300.0 Rev 2.1 1993	Sulfate	138	mg/L	4.0	08/08/22 00:21	
92617392036	**BGWC-41D**					
	Performed by	Customer			08/01/22 17:41	
	pH	7.07	Std. Units		08/01/22 17:41	
EPA 6010D	Iron	0.95	mg/L	0.040	08/02/22 20:30	
EPA 6010D	Manganese	0.042	mg/L	0.040	08/02/22 20:30	
EPA 6010D	Potassium	1.4	mg/L	0.20	08/02/22 20:30	
EPA 6010D	Sodium	32.6	mg/L	1.0	08/02/22 20:30	
EPA 6010D	Calcium	202	mg/L	1.0	08/02/22 20:30	
EPA 6010D	Magnesium	95.1	mg/L	0.050	08/02/22 20:30	
EPA 6020B	Arsenic	0.0034J	mg/L	0.0050	08/04/22 16:26	

This report shall not be reproduced, except in full,
without the written consent of Pace Analytical Services, LLC.

Pace Analytical Services, LLC
110 Technology Parkway
Peachtree Corners, GA 30092
(770)734-4200

SUMMARY OF DETECTION

Project: BOWEN AP-1-Revised Report
Pace Project No.: 92617392

Lab Sample ID Method	Client Sample ID Parameters	Result	Units	Report Limit	Analyzed	Qualifiers
92617392036	**BGWC-41D**					
EPA 6020B	Barium	0.060	mg/L	0.0050	08/04/22 16:26	
EPA 6020B	Boron	1.3	mg/L	0.040	08/04/22 16:26	
EPA 6020B	Cobalt	0.00040J	mg/L	0.0050	08/04/22 16:26	
EPA 6020B	Lithium	0.0018J	mg/L	0.030	08/04/22 16:26	
EPA 6020B	Molybdenum	0.0080J	mg/L	0.010	08/04/22 16:26	
SM 2540C-2015	Total Dissolved Solids	1180	mg/L	50.0	08/03/22 13:06	
SM 2320B-2011	Alkalinity,Bicarbonate (CaCO3)	111	mg/L	5.0	08/08/22 14:23	
SM 2320B-2011	Alkalinity, Total as CaCO3	111	mg/L	5.0	08/08/22 14:23	
EPA 300.0 Rev 2.1 1993	Chloride	381	mg/L	5.0	08/08/22 00:38	
EPA 300.0 Rev 2.1 1993	Fluoride	0.10	mg/L	0.10	08/06/22 21:51	
EPA 300.0 Rev 2.1 1993	Sulfate	343	mg/L	5.0	08/08/22 00:38	
92617392037	**FB-4**					
EPA 6020B	Barium	0.0020J	mg/L	0.0050	08/04/22 16:32	
EPA 6020B	Boron	0.0088J	mg/L	0.040	08/04/22 16:32	
92617392038	**BGWA-33**					
	Performed by	CUSTOMER			08/05/22 12:51	
	pH	6.89	Std. Units		08/05/22 12:51	
EPA 6010D	Iron	0.42	mg/L	0.040	08/09/22 16:45	
EPA 6010D	Manganese	0.092	mg/L	0.040	08/09/22 16:45	
EPA 6010D	Potassium	3.3	mg/L	0.20	08/09/22 16:45	M1
EPA 6010D	Sodium	4.6	mg/L	1.0	08/09/22 16:45	M1
EPA 6010D	Calcium	69.4	mg/L	1.0	08/09/22 16:45	M1
EPA 6010D	Magnesium	30.5	mg/L	0.050	08/09/22 16:45	M1
EPA 6020B	Arsenic	0.0043J	mg/L	0.0050	08/10/22 16:45	
EPA 6020B	Barium	0.061	mg/L	0.0050	08/10/22 16:45	
EPA 6020B	Boron	0.015J	mg/L	0.040	08/10/22 16:45	
EPA 6020B	Molybdenum	0.0094J	mg/L	0.010	08/10/22 16:45	
SM 2540C-2015	Total Dissolved Solids	287	mg/L	10.0	08/08/22 09:08	
SM 2320B-2011	Alkalinity,Bicarbonate (CaCO3)	295	mg/L	5.0	08/16/22 19:34	
SM 2320B-2011	Alkalinity, Total as CaCO3	295	mg/L	5.0	08/16/22 19:34	
SM 4500-S2D-2011	Sulfide	0.071J	mg/L	0.10	08/06/22 03:46	
EPA 300.0 Rev 2.1 1993	Chloride	3.4	mg/L	1.0	08/12/22 02:59	
EPA 300.0 Rev 2.1 1993	Fluoride	0.079J	mg/L	0.10	08/12/22 02:59	
EPA 300.0 Rev 2.1 1993	Sulfate	4.6	mg/L	1.0	08/12/22 02:59	
92617392041	**BGWC-22**					
	Performed by	CUSTOMER			08/05/22 12:52	
	pH	6.73	Std. Units		08/05/22 12:52	
EPA 6010D	Iron	0.26	mg/L	0.040	08/09/22 17:13	
EPA 6010D	Manganese	7.6	mg/L	0.040	08/09/22 17:13	
EPA 6010D	Potassium	17.3	mg/L	0.20	08/09/22 17:13	
EPA 6010D	Sodium	48.3	mg/L	1.0	08/09/22 17:13	
EPA 6010D	Magnesium	115	mg/L	0.050	08/09/22 17:13	
EPA 6010D	Calcium	717	mg/L	5.0	08/10/22 12:27	
EPA 6020B	Arsenic	0.0033J	mg/L	0.0050	08/10/22 17:03	

This report shall not be reproduced, except in full,
without the written consent of Pace Analytical Services, LLC.

Pace Analytical Services, LLC
110 Technology Parkway
Peachtree Corners, GA 30092
(770)734-4200

SUMMARY OF DETECTION

Project: BOWEN AP-1-Revised Report
Pace Project No.: 92617392

Lab Sample ID Method	Client Sample ID Parameters	Result	Units	Report Limit	Analyzed	Qualifiers
92617392041	**BGWC-22**					
EPA 6020B	Barium	0.074	mg/L	0.0050	08/10/22 17:03	
EPA 6020B	Beryllium	0.00012J	mg/L	0.00050	08/10/22 17:03	
EPA 6020B	Boron	21.5	mg/L	2.0	08/11/22 13:26	M1
EPA 6020B	Cadmium	0.00012J	mg/L	0.00050	08/10/22 17:03	
EPA 6020B	Cobalt	0.034	mg/L	0.0050	08/10/22 17:03	
EPA 6020B	Lithium	0.030J	mg/L	0.030	08/10/22 17:03	
EPA 6020B	Molybdenum	0.040	mg/L	0.010	08/10/22 17:03	
EPA 6020B	Thallium	0.00098J	mg/L	0.0010	08/10/22 17:03	
SM 2540C-2015	Total Dissolved Solids	3440	mg/L	100	08/08/22 09:04	
SM 2320B-2011	Alkalinity,Bicarbonate (CaCO3)	64.6	mg/L	5.0	08/10/22 16:25	
SM 2320B-2011	Alkalinity, Total as CaCO3	64.6	mg/L	5.0	08/10/22 16:25	
EPA 300.0 Rev 2.1 1993	Chloride	828	mg/L	20.0	08/12/22 19:06	
EPA 300.0 Rev 2.1 1993	Fluoride	0.19	mg/L	0.10	08/12/22 04:16	
EPA 300.0 Rev 2.1 1993	Sulfate	762	mg/L	20.0	08/12/22 19:06	
92617392042	**BGWC-24**					
	Performed by	CUSTOMER			08/05/22 12:52	
	pH	6.73	Std. Units		08/05/22 12:52	
EPA 6010D	Manganese	0.0081J	mg/L	0.040	08/09/22 17:18	
EPA 6010D	Potassium	5.3	mg/L	0.20	08/09/22 17:18	
EPA 6010D	Sodium	3.0	mg/L	1.0	08/09/22 17:18	
EPA 6010D	Calcium	90.0	mg/L	1.0	08/09/22 17:18	
EPA 6010D	Magnesium	7.7	mg/L	0.050	08/09/22 17:18	
EPA 6020B	Antimony	0.015	mg/L	0.0030	08/10/22 17:27	
EPA 6020B	Barium	0.022	mg/L	0.0050	08/10/22 17:27	
EPA 6020B	Boron	0.52	mg/L	0.040	08/11/22 13:44	
EPA 6020B	Cadmium	0.00026J	mg/L	0.00050	08/10/22 17:27	
EPA 6020B	Molybdenum	0.0027J	mg/L	0.010	08/10/22 17:27	
EPA 6020B	Selenium	0.0027J	mg/L	0.0050	08/10/22 17:27	
SM 2540C-2015	Total Dissolved Solids	334	mg/L	10.0	08/08/22 09:04	
SM 2320B-2011	Alkalinity,Bicarbonate (CaCO3)	157	mg/L	5.0	08/10/22 16:32	
SM 2320B-2011	Alkalinity, Total as CaCO3	157	mg/L	5.0	08/10/22 16:32	
EPA 300.0 Rev 2.1 1993	Chloride	17.1	mg/L	1.0	08/12/22 04:31	
EPA 300.0 Rev 2.1 1993	Fluoride	0.097J	mg/L	0.10	08/12/22 04:31	
EPA 300.0 Rev 2.1 1993	Sulfate	52.8	mg/L	1.0	08/12/22 04:31	
92617392043	**BGWC-38D**					
	Performed by	CUSTOMER			08/05/22 12:52	
	pH	6.17	Std. Units		08/05/22 12:52	
EPA 6010D	Iron	0.53	mg/L	0.040	08/09/22 17:32	
EPA 6010D	Manganese	0.83	mg/L	0.040	08/09/22 17:32	
EPA 6010D	Potassium	3.2	mg/L	0.20	08/09/22 17:32	
EPA 6010D	Sodium	12.5	mg/L	1.0	08/09/22 17:32	
EPA 6010D	Calcium	186	mg/L	1.0	08/09/22 17:32	
EPA 6010D	Magnesium	45.8	mg/L	0.050	08/09/22 17:32	
EPA 6020B	Antimony	0.0015J	mg/L	0.0030	08/11/22 14:04	
EPA 6020B	Arsenic	0.0025J	mg/L	0.0050	08/11/22 14:04	

This report shall not be reproduced, except in full,
without the written consent of Pace Analytical Services, LLC.

Pace Analytical Services, LLC
110 Technology Parkway
Peachtree Corners, GA 30092
(770)734-4200

SUMMARY OF DETECTION

Project: BOWEN AP-1-Revised Report
Pace Project No.: 92617392

Lab Sample ID Method	Client Sample ID Parameters	Result	Units	Report Limit	Analyzed	Qualifiers
92617392043	**BGWC-38D**					
EPA 6020B	Barium	0.12	mg/L	0.0050	08/11/22 14:04	
EPA 6020B	Beryllium	0.000054J	mg/L	0.00050	08/11/22 14:04	
EPA 6020B	Boron	7.1	mg/L	0.040	08/11/22 14:04	
EPA 6020B	Cobalt	0.0019J	mg/L	0.0050	08/11/22 14:04	
EPA 6020B	Lithium	0.0090J	mg/L	0.030	08/11/22 14:04	
EPA 6020B	Molybdenum	0.093	mg/L	0.010	08/11/22 14:04	
EPA 7470A	Mercury	0.00028	mg/L	0.00020	08/09/22 14:16	
SM 2540C-2015	Total Dissolved Solids	1060	mg/L	20.0	08/08/22 09:06	
SM 2320B-2011	Alkalinity,Bicarbonate (CaCO3)	76.6	mg/L	5.0	08/10/22 16:43	
SM 2320B-2011	Alkalinity, Total as CaCO3	76.6	mg/L	5.0	08/10/22 16:43	
EPA 300.0 Rev 2.1 1993	Chloride	244	mg/L	6.0	08/12/22 19:21	
EPA 300.0 Rev 2.1 1993	Fluoride	0.46	mg/L	0.10	08/12/22 05:33	
EPA 300.0 Rev 2.1 1993	Sulfate	140	mg/L	6.0	08/12/22 19:21	
92617392044	**BGWC-39**					
	Performed by	CUSTOMER			08/05/22 12:52	
	pH	6.42	Std. Units		08/05/22 12:52	
EPA 6010D	Calcium	488	mg/L	5.0	08/10/22 12:32	
EPA 6010D	Manganese	0.012J	mg/L	0.040	08/09/22 17:37	
EPA 6010D	Potassium	10.9	mg/L	0.20	08/09/22 17:37	
EPA 6010D	Sodium	32.5	mg/L	1.0	08/09/22 17:37	
EPA 6010D	Magnesium	85.7	mg/L	0.050	08/09/22 17:37	
EPA 6020B	Arsenic	0.0055	mg/L	0.0050	08/11/22 14:10	
EPA 6020B	Barium	0.070	mg/L	0.0050	08/11/22 14:10	
EPA 6020B	Boron	10.5	mg/L	0.40	08/11/22 18:17	
EPA 6020B	Lithium	0.0038J	mg/L	0.030	08/11/22 14:10	
EPA 6020B	Molybdenum	0.0062J	mg/L	0.010	08/11/22 14:10	
SM 2540C-2015	Total Dissolved Solids	2700	mg/L	100	08/08/22 09:06	
SM 2320B-2011	Alkalinity,Bicarbonate (CaCO3)	140	mg/L	5.0	08/10/22 16:50	
SM 2320B-2011	Alkalinity, Total as CaCO3	140	mg/L	5.0	08/10/22 16:50	
EPA 300.0 Rev 2.1 1993	Chloride	560	mg/L	13.0	08/12/22 19:36	
EPA 300.0 Rev 2.1 1993	Fluoride	0.12	mg/L	0.10	08/12/22 05:48	
EPA 300.0 Rev 2.1 1993	Sulfate	484	mg/L	13.0	08/12/22 19:36	
92617392046	**DUP-5**					
EPA 6010D	Manganese	0.032J	mg/L	0.040	08/09/22 17:47	
EPA 6010D	Potassium	2.6	mg/L	0.20	08/09/22 17:47	
EPA 6010D	Sodium	20.5	mg/L	1.0	08/09/22 17:47	
EPA 6010D	Calcium	124	mg/L	1.0	08/09/22 17:47	
EPA 6010D	Magnesium	24.8	mg/L	0.050	08/09/22 17:47	
EPA 6020B	Arsenic	0.0030J	mg/L	0.0050	08/11/22 14:22	
EPA 6020B	Barium	0.024	mg/L	0.0050	08/11/22 14:22	
EPA 6020B	Beryllium	0.000062J	mg/L	0.00050	08/11/22 14:22	
EPA 6020B	Boron	1.4	mg/L	0.040	08/11/22 14:22	
EPA 6020B	Cadmium	0.00014J	mg/L	0.00050	08/11/22 14:22	
EPA 7470A	Mercury	0.00057	mg/L	0.00020	08/09/22 14:24	
SM 2540C-2015	Total Dissolved Solids	600	mg/L	20.0	08/08/22 09:06	

This report shall not be reproduced, except in full,
without the written consent of Pace Analytical Services, LLC.

Pace Analytical Services, LLC
110 Technology Parkway
Peachtree Corners, GA 30092
(770)734-4200

SUMMARY OF DETECTION

Project: BOWEN AP-1-Revised Report
Pace Project No.: 92617392

Lab Sample ID Method	Client Sample ID Parameters	Result	Units	Report Limit	Analyzed	Qualifiers
92617392046	**DUP-5**					
SM 2320B-2011	Alkalinity,Bicarbonate (CaCO3)	147	mg/L	5.0	08/10/22 17:05	
SM 2320B-2011	Alkalinity, Total as CaCO3	147	mg/L	5.0	08/10/22 17:05	
EPA 300.0 Rev 2.1 1993	Chloride	18.2	mg/L	1.0	08/12/22 06:19	
EPA 300.0 Rev 2.1 1993	Fluoride	0.053J	mg/L	0.10	08/12/22 06:19	
EPA 300.0 Rev 2.1 1993	Sulfate	211	mg/L	5.0	08/12/22 19:51	
92617392047	**EB-2**					
EPA 6020B	Boron	0.035J	mg/L	0.040	08/11/22 14:28	
92617392048	**PZ-7**					
	Performed by	CUSTOMER			08/05/22 12:52	
	pH	6.57	Std. Units		08/05/22 12:52	
EPA 6010D	Manganese	0.033J	mg/L	0.040	08/09/22 17:57	
EPA 6010D	Potassium	2.7	mg/L	0.20	08/09/22 17:57	
EPA 6010D	Sodium	20.6	mg/L	1.0	08/09/22 17:57	
EPA 6010D	Calcium	125	mg/L	1.0	08/09/22 17:57	
EPA 6010D	Magnesium	24.8	mg/L	0.050	08/09/22 17:57	
EPA 6020B	Arsenic	0.0034J	mg/L	0.0050	08/11/22 14:34	
EPA 6020B	Barium	0.026	mg/L	0.0050	08/11/22 14:34	
EPA 6020B	Beryllium	0.000069J	mg/L	0.00050	08/11/22 14:34	
EPA 6020B	Boron	1.4	mg/L	0.040	08/11/22 14:34	
EPA 6020B	Cadmium	0.00015J	mg/L	0.00050	08/11/22 14:34	
EPA 7470A	Mercury	0.00059	mg/L	0.00020	08/09/22 14:30	
SM 2540C-2015	Total Dissolved Solids	654	mg/L	20.0	08/08/22 09:06	
SM 2320B-2011	Alkalinity,Bicarbonate (CaCO3)	157	mg/L	5.0	08/09/22 22:10	
SM 2320B-2011	Alkalinity, Total as CaCO3	157	mg/L	5.0	08/09/22 22:10	
EPA 300.0 Rev 2.1 1993	Chloride	18.2	mg/L	1.0	08/12/22 07:21	
EPA 300.0 Rev 2.1 1993	Fluoride	0.055J	mg/L	0.10	08/12/22 07:21	
EPA 300.0 Rev 2.1 1993	Sulfate	219	mg/L	5.0	08/12/22 20:06	
92617392049	**BGWC-23**					
	Performed by	CUSTOMER			08/05/22 12:53	
	pH	7.00	Std. Units		08/05/22 12:53	
EPA 6010D	Iron	0.28	mg/L	0.040	08/09/22 18:02	
EPA 6010D	Manganese	0.28	mg/L	0.040	08/09/22 18:02	
EPA 6010D	Potassium	10.7	mg/L	0.20	08/09/22 18:02	
EPA 6010D	Sodium	37.7	mg/L	1.0	08/09/22 18:02	
EPA 6010D	Magnesium	133	mg/L	0.050	08/09/22 18:02	
EPA 6010D	Calcium	559	mg/L	5.0	08/10/22 12:37	
EPA 6020B	Antimony	0.0022J	mg/L	0.0030	08/11/22 14:39	
EPA 6020B	Arsenic	0.0085	mg/L	0.0050	08/11/22 14:39	
EPA 6020B	Barium	0.099	mg/L	0.0050	08/11/22 14:39	
EPA 6020B	Boron	14.8	mg/L	2.0	08/11/22 18:29	
EPA 6020B	Lithium	0.029J	mg/L	0.030	08/11/22 14:39	
EPA 6020B	Molybdenum	0.0071J	mg/L	0.010	08/11/22 14:39	
SM 2540C-2015	Total Dissolved Solids	2780	mg/L	100	08/08/22 09:01	
SM 2320B-2011	Alkalinity,Bicarbonate (CaCO3)	118	mg/L	5.0	08/10/22 13:58	

This report shall not be reproduced, except in full,
without the written consent of Pace Analytical Services, LLC.

Pace Analytical Services, LLC
110 Technology Parkway
Peachtree Corners, GA 30092
(770)734-4200

SUMMARY OF DETECTION

Project: BOWEN AP-1-Revised Report
Pace Project No.: 92617392

Lab Sample ID Method	Client Sample ID Parameters	Result	Units	Report Limit	Analyzed	Qualifiers
92617392049	**BGWC-23**					
SM 2320B-2011	Alkalinity, Total as CaCO3	118	mg/L	5.0	08/10/22 13:58	
SM 4500-S2D-2011	Sulfide	0.31	mg/L	0.10	08/06/22 03:22	
EPA 300.0 Rev 2.1 1993	Chloride	794	mg/L	19.0	08/12/22 20:22	
EPA 300.0 Rev 2.1 1993	Fluoride	0.070J	mg/L	0.10	08/12/22 07:36	
EPA 300.0 Rev 2.1 1993	Sulfate	528	mg/L	19.0	08/12/22 20:22	
92617392050	**BGWC-30**					
	Performed by	CUSTOMER			08/05/22 12:53	
	pH	7.21	Std. Units		08/05/22 12:53	
EPA 6010D	Manganese	0.0073J	mg/L	0.040	08/09/22 18:06	
EPA 6010D	Potassium	3.0	mg/L	0.20	08/09/22 18:06	
EPA 6010D	Sodium	5.6	mg/L	1.0	08/09/22 18:06	
EPA 6010D	Calcium	111	mg/L	1.0	08/09/22 18:06	
EPA 6010D	Magnesium	35.3	mg/L	0.050	08/09/22 18:06	
EPA 6020B	Arsenic	0.0034J	mg/L	0.0050	08/11/22 14:45	
EPA 6020B	Barium	0.061	mg/L	0.0050	08/11/22 14:45	
EPA 6020B	Boron	2.7	mg/L	0.040	08/11/22 14:45	
EPA 6020B	Lithium	0.0012J	mg/L	0.030	08/11/22 14:45	
EPA 6020B	Molybdenum	0.0047J	mg/L	0.010	08/11/22 14:45	
EPA 6020B	Selenium	0.0074	mg/L	0.0050	08/11/22 14:45	
SM 2540C-2015	Total Dissolved Solids	582	mg/L	20.0	08/08/22 09:16	
SM 2320B-2011	Alkalinity,Bicarbonate (CaCO3)	141	mg/L	5.0	08/10/22 14:21	
SM 2320B-2011	Alkalinity, Total as CaCO3	141	mg/L	5.0	08/10/22 14:21	
EPA 300.0 Rev 2.1 1993	Chloride	114	mg/L	3.0	08/12/22 20:37	
EPA 300.0 Rev 2.1 1993	Fluoride	0.090J	mg/L	0.10	08/12/22 07:52	
EPA 300.0 Rev 2.1 1993	Sulfate	63.3	mg/L	1.0	08/12/22 07:52	
92617392051	**BGWC-43D**					
	Performed by	CUSTOMER			08/05/22 12:53	
	pH	7.16	Std. Units		08/05/22 12:53	
EPA 6010D	Iron	0.23	mg/L	0.040	08/09/22 18:11	
EPA 6010D	Manganese	1.6	mg/L	0.040	08/09/22 18:11	
EPA 6010D	Potassium	6.6	mg/L	0.20	08/09/22 18:11	
EPA 6010D	Sodium	24.6	mg/L	1.0	08/09/22 18:11	
EPA 6010D	Magnesium	79.9	mg/L	0.050	08/09/22 18:11	
EPA 6010D	Calcium	350	mg/L	5.0	08/10/22 12:42	
EPA 6020B	Arsenic	0.0045J	mg/L	0.0050	08/11/22 14:51	
EPA 6020B	Barium	0.066	mg/L	0.0050	08/11/22 14:51	
EPA 6020B	Boron	14.4	mg/L	2.0	08/11/22 18:35	
EPA 6020B	Cadmium	0.0011	mg/L	0.00050	08/11/22 14:51	
EPA 6020B	Cobalt	0.0024J	mg/L	0.0050	08/11/22 14:51	
EPA 6020B	Lithium	0.025J	mg/L	0.030	08/11/22 14:51	
EPA 6020B	Molybdenum	0.16	mg/L	0.010	08/11/22 14:51	
EPA 6020B	Thallium	0.0028	mg/L	0.0010	08/11/22 14:51	
SM 2540C-2015	Total Dissolved Solids	1850	mg/L	100	08/08/22 09:16	
SM 2320B-2011	Alkalinity,Bicarbonate (CaCO3)	76.4	mg/L	5.0	08/10/22 14:31	
SM 2320B-2011	Alkalinity, Total as CaCO3	76.4	mg/L	5.0	08/10/22 14:31	

This report shall not be reproduced, except in full,
without the written consent of Pace Analytical Services, LLC.

Pace Analytical Services, LLC
110 Technology Parkway
Peachtree Corners, GA 30092
(770)734-4200

SUMMARY OF DETECTION

Project: BOWEN AP-1-Revised Report
Pace Project No.: 92617392

Lab Sample ID Method	Client Sample ID Parameters	Result	Units	Report Limit	Analyzed	Qualifiers
92617392051	**BGWC-43D**					
EPA 300.0 Rev 2.1 1993	Chloride	487	mg/L	11.0	08/12/22 20:52	
EPA 300.0 Rev 2.1 1993	Fluoride	0.86	mg/L	0.10	08/12/22 08:53	
EPA 300.0 Rev 2.1 1993	Sulfate	316	mg/L	11.0	08/12/22 20:52	
92617392052	**BGWC-49D**					
	Performed by	CUSTOMER			08/05/22 12:53	
	pH	7.30	Std. Units		08/05/22 12:53	
EPA 6010D	Iron	0.48	mg/L	0.040	08/09/22 18:31	
EPA 6010D	Manganese	0.32	mg/L	0.040	08/09/22 18:31	
EPA 6010D	Potassium	3.2	mg/L	0.20	08/09/22 18:31	
EPA 6010D	Sodium	31.3	mg/L	1.0	08/09/22 18:31	
EPA 6010D	Calcium	236	mg/L	1.0	08/09/22 18:31	
EPA 6010D	Magnesium	99.6	mg/L	0.050	08/09/22 18:31	
EPA 6020B	Arsenic	0.0076	mg/L	0.0050	08/11/22 14:57	
EPA 6020B	Barium	0.062	mg/L	0.0050	08/11/22 14:57	
EPA 6020B	Boron	7.5	mg/L	0.040	08/11/22 14:57	
EPA 6020B	Cobalt	0.00065J	mg/L	0.0050	08/11/22 14:57	
EPA 6020B	Lithium	0.0057J	mg/L	0.030	08/11/22 14:57	
EPA 6020B	Molybdenum	0.0066J	mg/L	0.010	08/11/22 14:57	
SM 2540C-2015	Total Dissolved Solids	1330	mg/L	100	08/08/22 09:16	
SM 2320B-2011	Alkalinity,Bicarbonate (CaCO3)	94.1	mg/L	5.0	08/10/22 14:39	
SM 2320B-2011	Alkalinity, Total as CaCO3	94.1	mg/L	5.0	08/10/22 14:39	
EPA 300.0 Rev 2.1 1993	Chloride	415	mg/L	10.0	08/12/22 21:38	
EPA 300.0 Rev 2.1 1993	Fluoride	0.087J	mg/L	0.10	08/12/22 09:08	
EPA 300.0 Rev 2.1 1993	Sulfate	204	mg/L	10.0	08/12/22 21:38	
92617392053	**BGWC-51**					
	Performed by	CUSTOMER			08/05/22 12:53	
	pH	6.96	Std. Units		08/05/22 12:53	
EPA 6010D	Manganese	0.0044J	mg/L	0.040	08/09/22 18:36	
EPA 6010D	Potassium	3.2	mg/L	0.20	08/09/22 18:36	
EPA 6010D	Sodium	7.2	mg/L	1.0	08/09/22 18:36	
EPA 6010D	Calcium	112	mg/L	1.0	08/09/22 18:36	
EPA 6010D	Magnesium	22.7	mg/L	0.050	08/09/22 18:36	
EPA 6020B	Barium	0.0081	mg/L	0.0050	08/11/22 15:46	
EPA 6020B	Boron	2.9	mg/L	0.040	08/11/22 15:46	
EPA 6020B	Selenium	0.0036J	mg/L	0.0050	08/11/22 15:46	
SM 2540C-2015	Total Dissolved Solids	502	mg/L	10.0	08/08/22 09:16	
SM 2320B-2011	Alkalinity,Bicarbonate (CaCO3)	118	mg/L	5.0	08/10/22 14:47	
SM 2320B-2011	Alkalinity, Total as CaCO3	118	mg/L	5.0	08/10/22 14:47	
EPA 300.0 Rev 2.1 1993	Chloride	95.4	mg/L	1.0	08/12/22 09:24	
EPA 300.0 Rev 2.1 1993	Fluoride	0.16	mg/L	0.10	08/12/22 09:24	
EPA 300.0 Rev 2.1 1993	Sulfate	94.4	mg/L	1.0	08/12/22 09:24	
92617392054	**FB-5**					
EPA 6010D	Sodium	0.59J	mg/L	1.0	08/09/22 18:40	
EPA 6020B	Boron	0.27	mg/L	0.040	08/11/22 18:41	

This report shall not be reproduced, except in full,
without the written consent of Pace Analytical Services, LLC.

Pace Analytical Services, LLC
110 Technology Parkway
Peachtree Corners, GA 30092
(770)734-4200

SUMMARY OF DETECTION

Project: BOWEN AP-1-Revised Report
Pace Project No.: 92617392

Lab Sample ID Method	Client Sample ID Parameters	Result	Units	Report Limit	Analyzed	Qualifiers
92617392055	**DUP-4**					
EPA 6010D	Potassium	3.1	mg/L	0.20	08/09/22 18:45	
EPA 6010D	Sodium	7.1	mg/L	1.0	08/09/22 18:45	
EPA 6010D	Calcium	110	mg/L	1.0	08/09/22 18:45	
EPA 6010D	Magnesium	22.3	mg/L	0.050	08/09/22 18:45	
EPA 6020B	Arsenic	0.0025J	mg/L	0.0050	08/11/22 15:58	
EPA 6020B	Barium	0.0081	mg/L	0.0050	08/11/22 15:58	
EPA 6020B	Boron	3.0	mg/L	0.040	08/11/22 15:58	
EPA 6020B	Selenium	0.0038J	mg/L	0.0050	08/11/22 15:58	
SM 2540C-2015	Total Dissolved Solids	493	mg/L	10.0	08/08/22 09:18	
SM 2320B-2011	Alkalinity,Bicarbonate (CaCO3)	120	mg/L	5.0	08/10/22 15:10	
SM 2320B-2011	Alkalinity, Total as CaCO3	120	mg/L	5.0	08/10/22 15:10	
EPA 300.0 Rev 2.1 1993	Chloride	96.2	mg/L	1.0	08/12/22 09:54	
EPA 300.0 Rev 2.1 1993	Fluoride	0.16	mg/L	0.10	08/12/22 09:54	
EPA 300.0 Rev 2.1 1993	Sulfate	94.7	mg/L	1.0	08/12/22 09:54	

This report shall not be reproduced, except in full,
without the written consent of Pace Analytical Services, LLC.

Pace Analytical Services, LLC
110 Technology Parkway
Peachtree Corners, GA 30092
(770)734-4200

ANALYTICAL RESULTS

Project: BOWEN AP-1-Revised Report
Pace Project No.: 92617392

Sample: BGWA-2 **Lab ID: 92617392001** Collected: 07/26/22 13:42 Received: 07/28/22 10:12 Matrix: Water

Parameters	Results	Units	Report Limit	MDL	DF	Prepared	Analyzed	CAS No.	Qual
Field Data	Analytical Method: Pace Analytical Services - Charlotte								
Performed by	**CUSTOMER**				1		07/29/22 09:03		
pH	**7.45**	Std. Units			1		07/29/22 09:03		
6010D ATL ICP	Analytical Method: EPA 6010D Preparation Method: EPA 3010A Pace Analytical Services - Peachtree Corners, GA								
Iron	**0.050**	mg/L	0.040	0.025	1	07/29/22 09:42	07/29/22 19:04	7439-89-6	
Manganese	ND	mg/L	0.040	0.0043	1	07/29/22 09:42	07/29/22 19:04	7439-96-5	
Potassium	**1.6**	mg/L	0.20	0.15	1	07/29/22 09:42	07/29/22 19:04	7440-09-7	
Sodium	**3.0**	mg/L	1.0	0.58	1	07/29/22 09:42	07/29/22 19:04	7440-23-5	
Calcium	**46.7**	mg/L	1.0	0.12	1	07/29/22 09:42	07/29/22 19:04	7440-70-2	
Magnesium	**20.8**	mg/L	0.050	0.012	1	07/29/22 09:42	07/29/22 19:04	7439-95-4	M1
6020 MET ICPMS	Analytical Method: EPA 6020B Preparation Method: EPA 3005A Pace Analytical Services - Peachtree Corners, GA								
Antimony	ND	mg/L	0.0030	0.00078	1	08/01/22 13:43	08/03/22 15:25	7440-36-0	
Arsenic	ND	mg/L	0.0050	0.0022	1	08/01/22 13:43	08/03/22 15:25	7440-38-2	
Barium	**0.12**	mg/L	0.0050	0.00067	1	08/01/22 13:43	08/03/22 15:25	7440-39-3	
Beryllium	ND	mg/L	0.00050	0.000054	1	08/01/22 13:43	08/03/22 15:25	7440-41-7	
Boron	**0.014J**	mg/L	0.040	0.0086	1	08/01/22 13:43	08/03/22 15:25	7440-42-8	
Cadmium	ND	mg/L	0.00050	0.00011	1	08/01/22 13:43	08/03/22 15:25	7440-43-9	
Chromium	ND	mg/L	0.0050	0.0011	1	08/01/22 13:43	08/03/22 15:25	7440-47-3	
Cobalt	ND	mg/L	0.0050	0.00039	1	08/01/22 13:43	08/03/22 15:25	7440-48-4	
Lead	ND	mg/L	0.0010	0.00089	1	08/01/22 13:43	08/03/22 15:25	7439-92-1	
Lithium	ND	mg/L	0.030	0.00073	1	08/01/22 13:43	08/03/22 15:25	7439-93-2	
Molybdenum	ND	mg/L	0.010	0.00074	1	08/01/22 13:43	08/03/22 15:25	7439-98-7	
Selenium	ND	mg/L	0.0050	0.0014	1	08/01/22 13:43	08/03/22 15:25	7782-49-2	
Thallium	**0.00021J**	mg/L	0.0010	0.00018	1	08/01/22 13:43	08/03/22 15:25	7440-28-0	
7470 Mercury	Analytical Method: EPA 7470A Preparation Method: EPA 7470A Pace Analytical Services - Peachtree Corners, GA								
Mercury	**0.00019J**	mg/L	0.00020	0.00013	1	08/02/22 15:30	08/03/22 08:52	7439-97-6	
2540C Total Dissolved Solids	Analytical Method: SM 2540C-2015 Pace Analytical Services - Peachtree Corners, GA								
Total Dissolved Solids	**215**	mg/L	10.0	10.0	1		07/29/22 15:44		
2320B Alkalinity	Analytical Method: SM 2320B-2011 Pace Analytical Services - Asheville								
Alkalinity,Bicarbonate (CaCO3)	**193**	mg/L	5.0	5.0	1		08/04/22 09:50		
Alkalinity,Carbonate (CaCO3)	ND	mg/L	5.0	5.0	1		08/04/22 09:50		
Alkalinity, Total as CaCO3	**193**	mg/L	5.0	5.0	1		08/04/22 09:50		

This report shall not be reproduced, except in full,
without the written consent of Pace Analytical Services, LLC.

Pace Analytical Services, LLC
110 Technology Parkway
Peachtree Corners, GA 30092
(770)734-4200

ANALYTICAL RESULTS

Project: BOWEN AP-1-Revised Report
Pace Project No.: 92617392

Sample: BGWA-2 **Lab ID: 92617392001** Collected: 07/26/22 13:42 Received: 07/28/22 10:12 Matrix: Water

Parameters	Results	Units	Report Limit	MDL	DF	Prepared	Analyzed	CAS No.	Qual
4500S2D Sulfide Water	Analytical Method: SM 4500-S2D-2011 Pace Analytical Services - Asheville								
Sulfide	ND	mg/L	0.10	0.050	1		07/30/22 04:54	18496-25-8	
300.0 IC Anions 28 Days	Analytical Method: EPA 300.0 Rev 2.1 1993 Pace Analytical Services - Asheville								
Chloride	**3.2**	mg/L	1.0	0.60	1		07/30/22 09:13	16887-00-6	
Fluoride	**0.066J**	mg/L	0.10	0.050	1		07/30/22 09:13	16984-48-8	
Sulfate	**13.2**	mg/L	1.0	0.50	1		07/30/22 09:13	14808-79-8	

This report shall not be reproduced, except in full,
without the written consent of Pace Analytical Services, LLC.

Pace Analytical Services, LLC
110 Technology Parkway
Peachtree Corners, GA 30092
(770)734-4200

ANALYTICAL RESULTS

Project: BOWEN AP-1-Revised Report
Pace Project No.: 92617392

Sample: BGWA-29 **Lab ID: 92617392002** Collected: 07/26/22 10:56 Received: 07/28/22 10:12 Matrix: Water

Parameters	Results	Units	Report Limit	MDL	DF	Prepared	Analyzed	CAS No.	Qual
Field Data	Analytical Method: Pace Analytical Services - Charlotte								
Performed by	**CUSTOMER**				1		07/29/22 09:03		
pH	**7.92**	Std. Units			1		07/29/22 09:03		
6010D ATL ICP	Analytical Method: EPA 6010D Preparation Method: EPA 3010A Pace Analytical Services - Peachtree Corners, GA								
Iron	**0.048**	mg/L	0.040	0.025	1	07/29/22 09:42	07/29/22 19:23	7439-89-6	
Manganese	ND	mg/L	0.040	0.0043	1	07/29/22 09:42	07/29/22 19:23	7439-96-5	
Potassium	**0.62**	mg/L	0.20	0.15	1	07/29/22 09:42	07/29/22 19:23	7440-09-7	
Sodium	**5.5**	mg/L	1.0	0.58	1	07/29/22 09:42	07/29/22 19:23	7440-23-5	
Calcium	**20.0**	mg/L	1.0	0.12	1	07/29/22 09:42	07/29/22 19:23	7440-70-2	
Magnesium	**10.3**	mg/L	0.050	0.012	1	07/29/22 09:42	07/29/22 19:23	7439-95-4	
6020 MET ICPMS	Analytical Method: EPA 6020B Preparation Method: EPA 3005A Pace Analytical Services - Peachtree Corners, GA								
Antimony	**0.00096J**	mg/L	0.0030	0.00078	1	08/01/22 13:43	08/03/22 15:49	7440-36-0	
Arsenic	ND	mg/L	0.0050	0.0022	1	08/01/22 13:43	08/03/22 15:49	7440-38-2	
Barium	**0.013**	mg/L	0.0050	0.00067	1	08/01/22 13:43	08/03/22 15:49	7440-39-3	
Beryllium	ND	mg/L	0.00050	0.000054	1	08/01/22 13:43	08/03/22 15:49	7440-41-7	
Boron	**0.013J**	mg/L	0.040	0.0086	1	08/01/22 13:43	08/03/22 15:49	7440-42-8	
Cadmium	ND	mg/L	0.00050	0.00011	1	08/01/22 13:43	08/03/22 15:49	7440-43-9	
Chromium	ND	mg/L	0.0050	0.0011	1	08/01/22 13:43	08/03/22 15:49	7440-47-3	
Cobalt	ND	mg/L	0.0050	0.00039	1	08/01/22 13:43	08/03/22 15:49	7440-48-4	
Lead	ND	mg/L	0.0010	0.00089	1	08/01/22 13:43	08/03/22 15:49	7439-92-1	
Lithium	**0.00095J**	mg/L	0.030	0.00073	1	08/01/22 13:43	08/03/22 15:49	7439-93-2	
Molybdenum	ND	mg/L	0.010	0.00074	1	08/01/22 13:43	08/03/22 15:49	7439-98-7	
Selenium	ND	mg/L	0.0050	0.0014	1	08/01/22 13:43	08/03/22 15:49	7782-49-2	
Thallium	ND	mg/L	0.0010	0.00018	1	08/01/22 13:43	08/03/22 15:49	7440-28-0	
7470 Mercury	Analytical Method: EPA 7470A Preparation Method: EPA 7470A Pace Analytical Services - Peachtree Corners, GA								
Mercury	**0.00015J**	mg/L	0.00020	0.00013	1	08/02/22 15:30	08/03/22 08:55	7439-97-6	
2540C Total Dissolved Solids	Analytical Method: SM 2540C-2015 Pace Analytical Services - Peachtree Corners, GA								
Total Dissolved Solids	**114**	mg/L	10.0	10.0	1		07/29/22 15:44		
2320B Alkalinity	Analytical Method: SM 2320B-2011 Pace Analytical Services - Asheville								
Alkalinity,Bicarbonate (CaCO3)	**98.0**	mg/L	5.0	5.0	1		08/04/22 10:01		
Alkalinity,Carbonate (CaCO3)	ND	mg/L	5.0	5.0	1		08/04/22 10:01		
Alkalinity, Total as CaCO3	**98.0**	mg/L	5.0	5.0	1		08/04/22 10:01		

This report shall not be reproduced, except in full,
without the written consent of Pace Analytical Services, LLC.

Pace Analytical Services, LLC
110 Technology Parkway
Peachtree Corners, GA 30092
(770)734-4200

ANALYTICAL RESULTS

Project: BOWEN AP-1-Revised Report
Pace Project No.: 92617392

Sample: BGWA-29 **Lab ID: 92617392002** Collected: 07/26/22 10:56 Received: 07/28/22 10:12 Matrix: Water

Parameters	Results	Units	Report Limit	MDL	DF	Prepared	Analyzed	CAS No.	Qual
4500S2D Sulfide Water	Analytical Method: SM 4500-S2D-2011 Pace Analytical Services - Asheville								
Sulfide	ND	mg/L	0.10	0.050	1		07/30/22 04:56	18496-25-8	
300.0 IC Anions 28 Days	Analytical Method: EPA 300.0 Rev 2.1 1993 Pace Analytical Services - Asheville								
Chloride	**0.97J**	mg/L	1.0	0.60	1		07/30/22 09:32	16887-00-6	
Fluoride	**0.058J**	mg/L	0.10	0.050	1		07/30/22 09:32	16984-48-8	
Sulfate	**3.6**	mg/L	1.0	0.50	1		07/30/22 09:32	14808-79-8	

This report shall not be reproduced, except in full,
without the written consent of Pace Analytical Services, LLC.

Pace Analytical Services, LLC
110 Technology Parkway
Peachtree Corners, GA 30092
(770)734-4200

ANALYTICAL RESULTS

Project: BOWEN AP-1-Revised Report
Pace Project No.: 92617392

Sample: BGWA-47D **Lab ID: 92617392003** Collected: 07/26/22 12:20 Received: 07/28/22 10:12 Matrix: Water

Parameters	Results	Units	Report Limit	MDL	DF	Prepared	Analyzed	CAS No.	Qual
Field Data	Analytical Method: Pace Analytical Services - Charlotte								
Performed by	**CUSTOMER**				1		07/29/22 09:03		
pH	**6.75**	Std. Units			1		07/29/22 09:03		
6010D ATL ICP	Analytical Method: EPA 6010D Preparation Method: EPA 3010A Pace Analytical Services - Peachtree Corners, GA								
Iron	**0.083**	mg/L	0.040	0.025	1	07/29/22 09:42	07/29/22 19:37	7439-89-6	
Manganese	**0.010J**	mg/L	0.040	0.0043	1	07/29/22 09:42	07/29/22 19:37	7439-96-5	
Potassium	**1.6**	mg/L	0.20	0.15	1	07/29/22 09:42	07/29/22 19:37	7440-09-7	
Sodium	**5.1**	mg/L	1.0	0.58	1	07/29/22 09:42	07/29/22 19:37	7440-23-5	
Calcium	**105**	mg/L	1.0	0.12	1	07/29/22 09:42	07/29/22 19:37	7440-70-2	
Magnesium	**19.6**	mg/L	0.050	0.012	1	07/29/22 09:42	07/29/22 19:37	7439-95-4	
6020 MET ICPMS	Analytical Method: EPA 6020B Preparation Method: EPA 3005A Pace Analytical Services - Peachtree Corners, GA								
Antimony	ND	mg/L	0.0030	0.00078	1	08/01/22 13:43	08/03/22 15:55	7440-36-0	
Arsenic	ND	mg/L	0.0050	0.0022	1	08/01/22 13:43	08/03/22 15:55	7440-38-2	
Barium	**0.056**	mg/L	0.0050	0.00067	1	08/01/22 13:43	08/03/22 15:55	7440-39-3	
Beryllium	ND	mg/L	0.00050	0.000054	1	08/01/22 13:43	08/03/22 15:55	7440-41-7	
Boron	**0.022J**	mg/L	0.040	0.0086	1	08/01/22 13:43	08/03/22 15:55	7440-42-8	
Cadmium	ND	mg/L	0.00050	0.00011	1	08/01/22 13:43	08/03/22 15:55	7440-43-9	
Chromium	ND	mg/L	0.0050	0.0011	1	08/01/22 13:43	08/03/22 15:55	7440-47-3	
Cobalt	ND	mg/L	0.0050	0.00039	1	08/01/22 13:43	08/03/22 15:55	7440-48-4	
Lead	ND	mg/L	0.0010	0.00089	1	08/01/22 13:43	08/03/22 15:55	7439-92-1	
Lithium	**0.00073J**	mg/L	0.030	0.00073	1	08/01/22 13:43	08/03/22 15:55	7439-93-2	
Molybdenum	ND	mg/L	0.010	0.00074	1	08/01/22 13:43	08/03/22 15:55	7439-98-7	
Selenium	**0.0021J**	mg/L	0.0050	0.0014	1	08/01/22 13:43	08/03/22 15:55	7782-49-2	
Thallium	ND	mg/L	0.0010	0.00018	1	08/01/22 13:43	08/03/22 15:55	7440-28-0	
7470 Mercury	Analytical Method: EPA 7470A Preparation Method: EPA 7470A Pace Analytical Services - Peachtree Corners, GA								
Mercury	**0.00022**	mg/L	0.00020	0.00013	1	08/02/22 15:30	08/03/22 09:05	7439-97-6	
2540C Total Dissolved Solids	Analytical Method: SM 2540C-2015 Pace Analytical Services - Peachtree Corners, GA								
Total Dissolved Solids	**402**	mg/L	10.0	10.0	1		07/29/22 15:45		
2320B Alkalinity	Analytical Method: SM 2320B-2011 Pace Analytical Services - Asheville								
Alkalinity,Bicarbonate (CaCO3)	**252**	mg/L	5.0	5.0	1		08/04/22 15:56		
Alkalinity,Carbonate (CaCO3)	ND	mg/L	5.0	5.0	1		08/04/22 15:56		
Alkalinity, Total as CaCO3	**252**	mg/L	5.0	5.0	1		08/04/22 15:56		

This report shall not be reproduced, except in full,
without the written consent of Pace Analytical Services, LLC.

Pace Analytical Services, LLC
110 Technology Parkway
Peachtree Corners, GA 30092
(770)734-4200

ANALYTICAL RESULTS

Project: BOWEN AP-1-Revised Report
Pace Project No.: 92617392

Sample: BGWA-47D **Lab ID: 92617392003** Collected: 07/26/22 12:20 Received: 07/28/22 10:12 Matrix: Water

Parameters	Results	Units	Report Limit	MDL	DF	Prepared	Analyzed	CAS No.	Qual
4500S2D Sulfide Water	Analytical Method: SM 4500-S2D-2011 Pace Analytical Services - Asheville								
Sulfide	ND	mg/L	0.10	0.050	1		07/30/22 04:56	18496-25-8	
300.0 IC Anions 28 Days	Analytical Method: EPA 300.0 Rev 2.1 1993 Pace Analytical Services - Asheville								
Chloride	**5.5**	mg/L	1.0	0.60	1		07/30/22 09:51	16887-00-6	M1
Fluoride	**0.064J**	mg/L	0.10	0.050	1		07/30/22 09:51	16984-48-8	M1
Sulfate	**74.9**	mg/L	1.0	0.50	1		07/30/22 09:51	14808-79-8	

This report shall not be reproduced, except in full,
without the written consent of Pace Analytical Services, LLC.

Pace Analytical Services, LLC
110 Technology Parkway
Peachtree Corners, GA 30092
(770)734-4200

ANALYTICAL RESULTS

Project: BOWEN AP-1-Revised Report
Pace Project No.: 92617392

Sample: BGWA-48D **Lab ID: 92617392004** Collected: 07/26/22 10:51 Received: 07/28/22 10:12 Matrix: Water

Parameters	Results	Units	Report Limit	MDL	DF	Prepared	Analyzed	CAS No.	Qual
Field Data	Analytical Method: Pace Analytical Services - Charlotte								
Performed by	**CUSTOMER**				1		07/29/22 09:03		
pH	**7.37**	Std. Units			1		07/29/22 09:03		
6010D ATL ICP	Analytical Method: EPA 6010D Preparation Method: EPA 3010A Pace Analytical Services - Peachtree Corners, GA								
Iron	**0.23**	mg/L	0.040	0.025	1	07/29/22 09:42	07/29/22 19:42	7439-89-6	
Manganese	**0.017J**	mg/L	0.040	0.0043	1	07/29/22 09:42	07/29/22 19:42	7439-96-5	
Potassium	**0.98**	mg/L	0.20	0.15	1	07/29/22 09:42	07/29/22 19:42	7440-09-7	
Sodium	**52.0**	mg/L	1.0	0.58	1	07/29/22 09:42	07/29/22 19:42	7440-23-5	
Calcium	**34.5**	mg/L	1.0	0.12	1	07/29/22 09:42	07/29/22 19:42	7440-70-2	
Magnesium	**10.5**	mg/L	0.050	0.012	1	07/29/22 09:42	07/29/22 19:42	7439-95-4	
6020 MET ICPMS	Analytical Method: EPA 6020B Preparation Method: EPA 3005A Pace Analytical Services - Peachtree Corners, GA								
Antimony	**0.00080J**	mg/L	0.0030	0.00078	1	08/01/22 13:43	08/03/22 16:01	7440-36-0	
Arsenic	ND	mg/L	0.0050	0.0022	1	08/01/22 13:43	08/03/22 16:01	7440-38-2	
Barium	**0.025**	mg/L	0.0050	0.00067	1	08/01/22 13:43	08/03/22 16:01	7440-39-3	
Beryllium	ND	mg/L	0.00050	0.000054	1	08/01/22 13:43	08/03/22 16:01	7440-41-7	
Boron	**0.017J**	mg/L	0.040	0.0086	1	08/01/22 13:43	08/03/22 16:01	7440-42-8	
Cadmium	ND	mg/L	0.00050	0.00011	1	08/01/22 13:43	08/03/22 16:01	7440-43-9	
Chromium	ND	mg/L	0.0050	0.0011	1	08/01/22 13:43	08/03/22 16:01	7440-47-3	
Cobalt	ND	mg/L	0.0050	0.00039	1	08/01/22 13:43	08/03/22 16:01	7440-48-4	
Lead	ND	mg/L	0.0010	0.00089	1	08/01/22 13:43	08/03/22 16:01	7439-92-1	
Lithium	ND	mg/L	0.030	0.00073	1	08/01/22 13:43	08/03/22 16:01	7439-93-2	
Molybdenum	**0.0039J**	mg/L	0.010	0.00074	1	08/01/22 13:43	08/03/22 16:01	7439-98-7	
Selenium	ND	mg/L	0.0050	0.0014	1	08/01/22 13:43	08/03/22 16:01	7782-49-2	
Thallium	ND	mg/L	0.0010	0.00018	1	08/01/22 13:43	08/03/22 16:01	7440-28-0	
7470 Mercury	Analytical Method: EPA 7470A Preparation Method: EPA 7470A Pace Analytical Services - Peachtree Corners, GA								
Mercury	**0.00014J**	mg/L	0.00020	0.00013	1	08/02/22 15:30	08/03/22 09:08	7439-97-6	
2540C Total Dissolved Solids	Analytical Method: SM 2540C-2015 Pace Analytical Services - Peachtree Corners, GA								
Total Dissolved Solids	**246**	mg/L	10.0	10.0	1		07/29/22 15:45		
2320B Alkalinity	Analytical Method: SM 2320B-2011 Pace Analytical Services - Asheville								
Alkalinity,Bicarbonate (CaCO3)	**206**	mg/L	5.0	5.0	1		08/04/22 16:05		
Alkalinity,Carbonate (CaCO3)	ND	mg/L	5.0	5.0	1		08/04/22 16:05		
Alkalinity, Total as CaCO3	**206**	mg/L	5.0	5.0	1		08/04/22 16:05		

This report shall not be reproduced, except in full,
without the written consent of Pace Analytical Services, LLC.

Pace Analytical Services, LLC
110 Technology Parkway
Peachtree Corners, GA 30092
(770)734-4200

ANALYTICAL RESULTS

Project: BOWEN AP-1-Revised Report
Pace Project No.: 92617392

Sample: BGWA-48D **Lab ID: 92617392004** Collected: 07/26/22 10:51 Received: 07/28/22 10:12 Matrix: Water

Parameters	Results	Units	Report Limit	MDL	DF	Prepared	Analyzed	CAS No.	Qual
4500S2D Sulfide Water	Analytical Method: SM 4500-S2D-2011 Pace Analytical Services - Asheville								
Sulfide	**0.21**	mg/L	0.10	0.050	1		07/30/22 04:56	18496-25-8	
300.0 IC Anions 28 Days	Analytical Method: EPA 300.0 Rev 2.1 1993 Pace Analytical Services - Asheville								
Chloride	**4.6**	mg/L	1.0	0.60	1		07/30/22 11:26	16887-00-6	
Fluoride	**0.086J**	mg/L	0.10	0.050	1		07/30/22 11:26	16984-48-8	
Sulfate	**20.8**	mg/L	1.0	0.50	1		07/30/22 11:26	14808-79-8	

This report shall not be reproduced, except in full,
without the written consent of Pace Analytical Services, LLC.

Pace Analytical Services, LLC
110 Technology Parkway
Peachtree Corners, GA 30092
(770)734-4200

ANALYTICAL RESULTS

Project: BOWEN AP-1-Revised Report
Pace Project No.: 92617392

Sample: BGWC-8 **Lab ID: 92617392005** Collected: 07/26/22 13:34 Received: 07/28/22 10:12 Matrix: Water

Parameters	Results	Units	Report Limit	MDL	DF	Prepared	Analyzed	CAS No.	Qual
Field Data	Analytical Method: Pace Analytical Services - Charlotte								
Performed by	**CUSTOMER**				1		07/29/22 09:04		
pH	**7.63**	Std. Units			1		07/29/22 09:04		
6010D ATL ICP	Analytical Method: EPA 6010D Preparation Method: EPA 3010A Pace Analytical Services - Peachtree Corners, GA								
Iron	**0.054**	mg/L	0.040	0.025	1	07/29/22 09:42	07/29/22 19:47	7439-89-6	
Manganese	ND	mg/L	0.040	0.0043	1	07/29/22 09:42	07/29/22 19:47	7439-96-5	
Potassium	**2.7**	mg/L	0.20	0.15	1	07/29/22 09:42	07/29/22 19:47	7440-09-7	
Sodium	**4.4**	mg/L	1.0	0.58	1	07/29/22 09:42	07/29/22 19:47	7440-23-5	
Calcium	**41.8**	mg/L	1.0	0.12	1	07/29/22 09:42	07/29/22 19:47	7440-70-2	
Magnesium	**14.5**	mg/L	0.050	0.012	1	07/29/22 09:42	07/29/22 19:47	7439-95-4	
6020 MET ICPMS	Analytical Method: EPA 6020B Preparation Method: EPA 3005A Pace Analytical Services - Peachtree Corners, GA								
Antimony	ND	mg/L	0.0030	0.00078	1	08/01/22 13:43	08/03/22 16:07	7440-36-0	
Arsenic	ND	mg/L	0.0050	0.0022	1	08/01/22 13:43	08/03/22 16:07	7440-38-2	
Barium	**0.029**	mg/L	0.0050	0.00067	1	08/01/22 13:43	08/03/22 16:07	7440-39-3	
Beryllium	ND	mg/L	0.00050	0.000054	1	08/01/22 13:43	08/03/22 16:07	7440-41-7	
Boron	**0.052**	mg/L	0.040	0.0086	1	08/01/22 13:43	08/03/22 16:07	7440-42-8	
Cadmium	ND	mg/L	0.00050	0.00011	1	08/01/22 13:43	08/03/22 16:07	7440-43-9	
Chromium	ND	mg/L	0.0050	0.0011	1	08/01/22 13:43	08/03/22 16:07	7440-47-3	
Cobalt	ND	mg/L	0.0050	0.00039	1	08/01/22 13:43	08/03/22 16:07	7440-48-4	
Lead	ND	mg/L	0.0010	0.00089	1	08/01/22 13:43	08/03/22 16:07	7439-92-1	
Lithium	ND	mg/L	0.030	0.00073	1	08/01/22 13:43	08/03/22 16:07	7439-93-2	
Molybdenum	**0.00096J**	mg/L	0.010	0.00074	1	08/01/22 13:43	08/03/22 16:07	7439-98-7	
Selenium	ND	mg/L	0.0050	0.0014	1	08/01/22 13:43	08/03/22 16:07	7782-49-2	
Thallium	ND	mg/L	0.0010	0.00018	1	08/01/22 13:43	08/03/22 16:07	7440-28-0	
7470 Mercury	Analytical Method: EPA 7470A Preparation Method: EPA 7470A Pace Analytical Services - Peachtree Corners, GA								
Mercury	**0.00016J**	mg/L	0.00020	0.00013	1	08/02/22 15:30	08/03/22 09:11	7439-97-6	
2540C Total Dissolved Solids	Analytical Method: SM 2540C-2015 Pace Analytical Services - Peachtree Corners, GA								
Total Dissolved Solids	**196**	mg/L	10.0	10.0	1		07/29/22 15:45		
2320B Alkalinity	Analytical Method: SM 2320B-2011 Pace Analytical Services - Asheville								
Alkalinity,Bicarbonate (CaCO3)	**139**	mg/L	5.0	5.0	1		08/04/22 12:42		
Alkalinity,Carbonate (CaCO3)	ND	mg/L	5.0	5.0	1		08/04/22 12:42		
Alkalinity, Total as CaCO3	**139**	mg/L	5.0	5.0	1		08/04/22 12:42		

This report shall not be reproduced, except in full,
without the written consent of Pace Analytical Services, LLC.

Pace Analytical Services, LLC
110 Technology Parkway
Peachtree Corners, GA 30092
(770)734-4200

ANALYTICAL RESULTS

Project: BOWEN AP-1-Revised Report
Pace Project No.: 92617392

Sample: BGWC-8 **Lab ID: 92617392005** Collected: 07/26/22 13:34 Received: 07/28/22 10:12 Matrix: Water

Parameters	Results	Units	Report Limit	MDL	DF	Prepared	Analyzed	CAS No.	Qual
4500S2D Sulfide Water	Analytical Method: SM 4500-S2D-2011 Pace Analytical Services - Asheville								
Sulfide	ND	mg/L	0.10	0.050	1		07/30/22 04:57	18496-25-8	
300.0 IC Anions 28 Days	Analytical Method: EPA 300.0 Rev 2.1 1993 Pace Analytical Services - Asheville								
Chloride	**1.6**	mg/L	1.0	0.60	1		07/30/22 11:45	16887-00-6	
Fluoride	**0.067J**	mg/L	0.10	0.050	1		07/30/22 11:45	16984-48-8	
Sulfate	**31.6**	mg/L	1.0	0.50	1		07/30/22 11:45	14808-79-8	

This report shall not be reproduced, except in full,
without the written consent of Pace Analytical Services, LLC.

Pace Analytical Services, LLC
110 Technology Parkway
Peachtree Corners, GA 30092
(770)734-4200

ANALYTICAL RESULTS

Project: BOWEN AP-1-Revised Report
Pace Project No.: 92617392

Sample: BGWC-9 **Lab ID: 92617392006** Collected: 07/26/22 15:18 Received: 07/28/22 10:12 Matrix: Water

Parameters	Results	Units	Report Limit	MDL	DF	Prepared	Analyzed	CAS No.	Qual
Field Data	Analytical Method: Pace Analytical Services - Charlotte								
Performed by	**CUSTOMER**				1		07/29/22 09:04		
pH	**7.33**	Std. Units			1		07/29/22 09:04		
6010D ATL ICP	Analytical Method: EPA 6010D Preparation Method: EPA 3010A Pace Analytical Services - Peachtree Corners, GA								
Iron	**0.47**	mg/L	0.040	0.025	1	07/29/22 09:42	07/29/22 19:51	7439-89-6	
Manganese	**0.053**	mg/L	0.040	0.0043	1	07/29/22 09:42	07/29/22 19:51	7439-96-5	
Potassium	**2.7**	mg/L	0.20	0.15	1	07/29/22 09:42	07/29/22 19:51	7440-09-7	
Sodium	**16.0**	mg/L	1.0	0.58	1	07/29/22 09:42	07/29/22 19:51	7440-23-5	
Calcium	**66.3**	mg/L	1.0	0.12	1	07/29/22 09:42	07/29/22 19:51	7440-70-2	
Magnesium	**27.5**	mg/L	0.050	0.012	1	07/29/22 09:42	07/29/22 19:51	7439-95-4	
6020 MET ICPMS	Analytical Method: EPA 6020B Preparation Method: EPA 3005A Pace Analytical Services - Peachtree Corners, GA								
Antimony	ND	mg/L	0.0030	0.00078	1	08/01/22 13:43	08/03/22 16:28	7440-36-0	
Arsenic	ND	mg/L	0.0050	0.0022	1	08/01/22 13:43	08/03/22 16:28	7440-38-2	
Barium	**0.029**	mg/L	0.0050	0.00067	1	08/01/22 13:43	08/03/22 16:28	7440-39-3	
Beryllium	ND	mg/L	0.00050	0.000054	1	08/01/22 13:43	08/03/22 16:28	7440-41-7	
Boron	**0.47**	mg/L	0.040	0.0086	1	08/01/22 13:43	08/03/22 16:28	7440-42-8	
Cadmium	ND	mg/L	0.00050	0.00011	1	08/01/22 13:43	08/03/22 16:28	7440-43-9	
Chromium	ND	mg/L	0.0050	0.0011	1	08/01/22 13:43	08/03/22 16:28	7440-47-3	
Cobalt	ND	mg/L	0.0050	0.00039	1	08/01/22 13:43	08/03/22 16:28	7440-48-4	
Lead	ND	mg/L	0.0010	0.00089	1	08/01/22 13:43	08/03/22 16:28	7439-92-1	
Lithium	**0.0014J**	mg/L	0.030	0.00073	1	08/01/22 13:43	08/03/22 16:28	7439-93-2	
Molybdenum	**0.0029J**	mg/L	0.010	0.00074	1	08/01/22 13:43	08/03/22 16:28	7439-98-7	
Selenium	**0.0015J**	mg/L	0.0050	0.0014	1	08/01/22 13:43	08/03/22 16:28	7782-49-2	
Thallium	ND	mg/L	0.0010	0.00018	1	08/01/22 13:43	08/03/22 16:28	7440-28-0	
7470 Mercury	Analytical Method: EPA 7470A Preparation Method: EPA 7470A Pace Analytical Services - Peachtree Corners, GA								
Mercury	**0.00016J**	mg/L	0.00020	0.00013	1	08/02/22 15:30	08/03/22 09:18	7439-97-6	
2540C Total Dissolved Solids	Analytical Method: SM 2540C-2015 Pace Analytical Services - Peachtree Corners, GA								
Total Dissolved Solids	**349**	mg/L	10.0	10.0	1		07/29/22 15:45		
2320B Alkalinity	Analytical Method: SM 2320B-2011 Pace Analytical Services - Asheville								
Alkalinity,Bicarbonate (CaCO3)	**206**	mg/L	5.0	5.0	1		08/04/22 16:13		
Alkalinity,Carbonate (CaCO3)	ND	mg/L	5.0	5.0	1		08/04/22 16:13		
Alkalinity, Total as CaCO3	**206**	mg/L	5.0	5.0	1		08/04/22 16:13		

This report shall not be reproduced, except in full,
without the written consent of Pace Analytical Services, LLC.

Pace Analytical Services, LLC
110 Technology Parkway
Peachtree Corners, GA 30092
(770)734-4200

ANALYTICAL RESULTS

Project: BOWEN AP-1-Revised Report
Pace Project No.: 92617392

Sample: BGWC-9 **Lab ID: 92617392006** Collected: 07/26/22 15:18 Received: 07/28/22 10:12 Matrix: Water

Parameters	Results	Units	Report Limit	MDL	DF	Prepared	Analyzed	CAS No.	Qual
4500S2D Sulfide Water	Analytical Method: SM 4500-S2D-2011 Pace Analytical Services - Asheville								
Sulfide	ND	mg/L	0.10	0.050	1		07/30/22 04:58	18496-25-8	
300.0 IC Anions 28 Days	Analytical Method: EPA 300.0 Rev 2.1 1993 Pace Analytical Services - Asheville								
Chloride	**10.9**	mg/L	1.0	0.60	1		07/30/22 12:23	16887-00-6	
Fluoride	**0.11**	mg/L	0.10	0.050	1		07/30/22 12:23	16984-48-8	
Sulfate	**88.0**	mg/L	1.0	0.50	1		07/30/22 12:23	14808-79-8	

This report shall not be reproduced, except in full,
without the written consent of Pace Analytical Services, LLC.

Pace Analytical Services, LLC
110 Technology Parkway
Peachtree Corners, GA 30092
(770)734-4200

ANALYTICAL RESULTS

Project: BOWEN AP-1-Revised Report
Pace Project No.: 92617392

Sample: BGWC-14A **Lab ID: 92617392007** Collected: 07/26/22 15:15 Received: 07/28/22 10:12 Matrix: Water

Parameters	Results	Units	Report Limit	MDL	DF	Prepared	Analyzed	CAS No.	Qual
Field Data	Analytical Method: Pace Analytical Services - Charlotte								
Performed by	**CUSTOMER**				1		07/29/22 09:04		
pH	**6.78**	Std. Units			1		07/29/22 09:04		
6010D ATL ICP	Analytical Method: EPA 6010D Preparation Method: EPA 3010A Pace Analytical Services - Peachtree Corners, GA								
Iron	ND	mg/L	0.040	0.025	1	07/29/22 09:42	07/29/22 19:56	7439-89-6	
Manganese	**0.70**	mg/L	0.040	0.0043	1	07/29/22 09:42	07/29/22 19:56	7439-96-5	
Potassium	**5.5**	mg/L	0.20	0.15	1	07/29/22 09:42	07/29/22 19:56	7440-09-7	
Sodium	**25.9**	mg/L	1.0	0.58	1	07/29/22 09:42	07/29/22 19:56	7440-23-5	
Calcium	**185**	mg/L	1.0	0.12	1	07/29/22 09:42	07/29/22 19:56	7440-70-2	
Magnesium	**49.5**	mg/L	0.050	0.012	1	07/29/22 09:42	07/29/22 19:56	7439-95-4	
6020 MET ICPMS	Analytical Method: EPA 6020B Preparation Method: EPA 3005A Pace Analytical Services - Peachtree Corners, GA								
Antimony	ND	mg/L	0.0030	0.00078	1	08/01/22 13:43	08/03/22 16:34	7440-36-0	
Arsenic	ND	mg/L	0.0050	0.0022	1	08/01/22 13:43	08/03/22 16:34	7440-38-2	
Barium	**0.038**	mg/L	0.0050	0.00067	1	08/01/22 13:43	08/03/22 16:34	7440-39-3	
Beryllium	ND	mg/L	0.00050	0.000054	1	08/01/22 13:43	08/03/22 16:34	7440-41-7	
Boron	**1.3**	mg/L	0.040	0.0086	1	08/01/22 13:43	08/03/22 16:34	7440-42-8	
Cadmium	**0.00040J**	mg/L	0.00050	0.00011	1	08/01/22 13:43	08/03/22 16:34	7440-43-9	
Chromium	ND	mg/L	0.0050	0.0011	1	08/01/22 13:43	08/03/22 16:34	7440-47-3	
Cobalt	**0.0030J**	mg/L	0.0050	0.00039	1	08/01/22 13:43	08/03/22 16:34	7440-48-4	
Lead	ND	mg/L	0.0010	0.00089	1	08/01/22 13:43	08/03/22 16:34	7439-92-1	
Lithium	**0.0011J**	mg/L	0.030	0.00073	1	08/01/22 13:43	08/03/22 16:34	7439-93-2	
Molybdenum	**0.0015J**	mg/L	0.010	0.00074	1	08/01/22 13:43	08/03/22 16:34	7439-98-7	
Selenium	ND	mg/L	0.0050	0.0014	1	08/01/22 13:43	08/03/22 16:34	7782-49-2	
Thallium	**0.00047J**	mg/L	0.0010	0.00018	1	08/01/22 13:43	08/03/22 16:34	7440-28-0	
7470 Mercury	Analytical Method: EPA 7470A Preparation Method: EPA 7470A Pace Analytical Services - Peachtree Corners, GA								
Mercury	**0.00016J**	mg/L	0.00020	0.00013	1	08/02/22 15:30	08/03/22 09:21	7439-97-6	
2540C Total Dissolved Solids	Analytical Method: SM 2540C-2015 Pace Analytical Services - Peachtree Corners, GA								
Total Dissolved Solids	**966**	mg/L	20.0	20.0	1		07/29/22 15:45		
2320B Alkalinity	Analytical Method: SM 2320B-2011 Pace Analytical Services - Asheville								
Alkalinity,Bicarbonate (CaCO3)	**182**	mg/L	5.0	5.0	1		08/04/22 13:01		
Alkalinity,Carbonate (CaCO3)	ND	mg/L	5.0	5.0	1		08/04/22 13:01		
Alkalinity, Total as CaCO3	**182**	mg/L	5.0	5.0	1		08/04/22 13:01		

This report shall not be reproduced, except in full,
without the written consent of Pace Analytical Services, LLC.

Pace Analytical Services, LLC
110 Technology Parkway
Peachtree Corners, GA 30092
(770)734-4200

ANALYTICAL RESULTS

Project: BOWEN AP-1-Revised Report
Pace Project No.: 92617392

Sample: BGWC-14A **Lab ID: 92617392007** Collected: 07/26/22 15:15 Received: 07/28/22 10:12 Matrix: Water

Parameters	Results	Units	Report Limit	MDL	DF	Prepared	Analyzed	CAS No.	Qual
4500S2D Sulfide Water	Analytical Method: SM 4500-S2D-2011 Pace Analytical Services - Asheville								
Sulfide	ND	mg/L	0.10	0.050	1		07/30/22 04:58	18496-25-8	
300.0 IC Anions 28 Days	Analytical Method: EPA 300.0 Rev 2.1 1993 Pace Analytical Services - Asheville								
Chloride	**19.6**	mg/L	1.0	0.60	1		07/30/22 12:42	16887-00-6	
Fluoride	**0.082J**	mg/L	0.10	0.050	1		07/30/22 12:42	16984-48-8	
Sulfate	**486**	mg/L	10.0	5.0	10		08/02/22 17:01	14808-79-8	

This report shall not be reproduced, except in full,
without the written consent of Pace Analytical Services, LLC.

Pace Analytical Services, LLC
110 Technology Parkway
Peachtree Corners, GA 30092
(770)734-4200

ANALYTICAL RESULTS

Project: BOWEN AP-1-Revised Report
Pace Project No.: 92617392

Sample: BGWA-6 **Lab ID: 92617392008** Collected: 07/26/22 12:30 Received: 07/28/22 10:12 Matrix: Water

Parameters	Results	Units	Report Limit	MDL	DF	Prepared	Analyzed	CAS No.	Qual
Field Data	Analytical Method: Pace Analytical Services - Charlotte								
Performed by	**CUSTOMER**				1		07/29/22 09:04		
pH	**7.34**	Std. Units			1		07/29/22 09:04		
6010D ATL ICP	Analytical Method: EPA 6010D Preparation Method: EPA 3010A Pace Analytical Services - Peachtree Corners, GA								
Iron	**0.080**	mg/L	0.040	0.025	1	07/29/22 09:42	07/29/22 20:01	7439-89-6	
Manganese	**0.029J**	mg/L	0.040	0.0043	1	07/29/22 09:42	07/29/22 20:01	7439-96-5	
Potassium	**0.66**	mg/L	0.20	0.15	1	07/29/22 09:42	07/29/22 20:01	7440-09-7	
Sodium	**4.2**	mg/L	1.0	0.58	1	07/29/22 09:42	07/29/22 20:01	7440-23-5	
Calcium	**66.1**	mg/L	1.0	0.12	1	07/29/22 09:42	07/29/22 20:01	7440-70-2	
Magnesium	**35.8**	mg/L	0.050	0.012	1	07/29/22 09:42	07/29/22 20:01	7439-95-4	
6020 MET ICPMS	Analytical Method: EPA 6020B Preparation Method: EPA 3005A Pace Analytical Services - Peachtree Corners, GA								
Antimony	ND	mg/L	0.0030	0.00078	1	08/01/22 13:43	08/03/22 16:40	7440-36-0	
Arsenic	ND	mg/L	0.0050	0.0022	1	08/01/22 13:43	08/03/22 16:40	7440-38-2	
Barium	**0.016**	mg/L	0.0050	0.00067	1	08/01/22 13:43	08/03/22 16:40	7440-39-3	
Beryllium	ND	mg/L	0.00050	0.000054	1	08/01/22 13:43	08/03/22 16:40	7440-41-7	
Boron	**0.017J**	mg/L	0.040	0.0086	1	08/01/22 13:43	08/03/22 16:40	7440-42-8	
Cadmium	ND	mg/L	0.00050	0.00011	1	08/01/22 13:43	08/03/22 16:40	7440-43-9	
Chromium	ND	mg/L	0.0050	0.0011	1	08/01/22 13:43	08/03/22 16:40	7440-47-3	
Cobalt	ND	mg/L	0.0050	0.00039	1	08/01/22 13:43	08/03/22 16:40	7440-48-4	
Lead	ND	mg/L	0.0010	0.00089	1	08/01/22 13:43	08/03/22 16:40	7439-92-1	
Lithium	ND	mg/L	0.030	0.00073	1	08/01/22 13:43	08/03/22 16:40	7439-93-2	
Molybdenum	ND	mg/L	0.010	0.00074	1	08/01/22 13:43	08/03/22 16:40	7439-98-7	
Selenium	ND	mg/L	0.0050	0.0014	1	08/01/22 13:43	08/03/22 16:40	7782-49-2	
Thallium	ND	mg/L	0.0010	0.00018	1	08/01/22 13:43	08/03/22 16:40	7440-28-0	
7470 Mercury	Analytical Method: EPA 7470A Preparation Method: EPA 7470A Pace Analytical Services - Peachtree Corners, GA								
Mercury	ND	mg/L	0.00020	0.00013	1	08/02/22 15:30	08/03/22 09:24	7439-97-6	
2540C Total Dissolved Solids	Analytical Method: SM 2540C-2015 Pace Analytical Services - Peachtree Corners, GA								
Total Dissolved Solids	**306**	mg/L	10.0	10.0	1		07/29/22 15:48		
2320B Alkalinity	Analytical Method: SM 2320B-2011 Pace Analytical Services - Asheville								
Alkalinity,Bicarbonate (CaCO3)	**246**	mg/L	5.0	5.0	1		08/04/22 16:32		
Alkalinity,Carbonate (CaCO3)	ND	mg/L	5.0	5.0	1		08/04/22 16:32		
Alkalinity, Total as CaCO3	**246**	mg/L	5.0	5.0	1		08/04/22 16:32		

This report shall not be reproduced, except in full,
without the written consent of Pace Analytical Services, LLC.

Pace Analytical Services, LLC
110 Technology Parkway
Peachtree Corners, GA 30092
(770)734-4200

ANALYTICAL RESULTS

Project: BOWEN AP-1-Revised Report
Pace Project No.: 92617392

Sample: BGWA-6 **Lab ID: 92617392008** Collected: 07/26/22 12:30 Received: 07/28/22 10:12 Matrix: Water

Parameters	Results	Units	Report Limit	MDL	DF	Prepared	Analyzed	CAS No.	Qual
4500S2D Sulfide Water	Analytical Method: SM 4500-S2D-2011 Pace Analytical Services - Asheville								
Sulfide	ND	mg/L	0.10	0.050	1		07/30/22 04:58	18496-25-8	
300.0 IC Anions 28 Days	Analytical Method: EPA 300.0 Rev 2.1 1993 Pace Analytical Services - Asheville								
Chloride	**8.5**	mg/L	1.0	0.60	1		07/30/22 13:01	16887-00-6	
Fluoride	**0.052J**	mg/L	0.10	0.050	1		07/30/22 13:01	16984-48-8	
Sulfate	**20.7**	mg/L	1.0	0.50	1		07/30/22 13:01	14808-79-8	

This report shall not be reproduced, except in full,
without the written consent of Pace Analytical Services, LLC.

Pace Analytical Services, LLC
110 Technology Parkway
Peachtree Corners, GA 30092
(770)734-4200

ANALYTICAL RESULTS

Project: BOWEN AP-1-Revised Report
Pace Project No.: 92617392

Sample: BGWC-44D **Lab ID: 92617392009** Collected: 07/26/22 11:05 Received: 07/28/22 10:12 Matrix: Water

Parameters	Results	Units	Report Limit	MDL	DF	Prepared	Analyzed	CAS No.	Qual
Field Data	Analytical Method: Pace Analytical Services - Charlotte								
Performed by	**CUSTOMER**				1		07/29/22 09:05		
pH	**7.59**	Std. Units			1		07/29/22 09:05		
6010D ATL ICP	Analytical Method: EPA 6010D Preparation Method: EPA 3010A Pace Analytical Services - Peachtree Corners, GA								
Iron	**0.57**	mg/L	0.040	0.025	1	07/29/22 09:42	07/29/22 20:06	7439-89-6	
Manganese	**0.090**	mg/L	0.040	0.0043	1	07/29/22 09:42	07/29/22 20:06	7439-96-5	
Potassium	**1.7**	mg/L	0.20	0.15	1	07/29/22 09:42	07/29/22 20:06	7440-09-7	
Sodium	**55.8**	mg/L	1.0	0.58	1	07/29/22 09:42	07/29/22 20:06	7440-23-5	
Calcium	**49.7**	mg/L	1.0	0.12	1	07/29/22 09:42	07/29/22 20:06	7440-70-2	
Magnesium	**25.6**	mg/L	0.050	0.012	1	07/29/22 09:42	07/29/22 20:06	7439-95-4	
6020 MET ICPMS	Analytical Method: EPA 6020B Preparation Method: EPA 3005A Pace Analytical Services - Peachtree Corners, GA								
Antimony	**0.0011J**	mg/L	0.0030	0.00078	1	08/01/22 13:43	08/03/22 16:46	7440-36-0	
Arsenic	**0.0041J**	mg/L	0.0050	0.0022	1	08/01/22 13:43	08/03/22 16:46	7440-38-2	
Barium	**0.022**	mg/L	0.0050	0.00067	1	08/01/22 13:43	08/03/22 16:46	7440-39-3	
Beryllium	ND	mg/L	0.00050	0.000054	1	08/01/22 13:43	08/03/22 16:46	7440-41-7	
Boron	**0.036J**	mg/L	0.040	0.0086	1	08/01/22 13:43	08/03/22 16:46	7440-42-8	
Cadmium	ND	mg/L	0.00050	0.00011	1	08/01/22 13:43	08/03/22 16:46	7440-43-9	
Chromium	ND	mg/L	0.0050	0.0011	1	08/01/22 13:43	08/03/22 16:46	7440-47-3	
Cobalt	ND	mg/L	0.0050	0.00039	1	08/01/22 13:43	08/03/22 16:46	7440-48-4	
Lead	ND	mg/L	0.0010	0.00089	1	08/01/22 13:43	08/03/22 16:46	7439-92-1	
Lithium	**0.0037J**	mg/L	0.030	0.00073	1	08/01/22 13:43	08/03/22 16:46	7439-93-2	
Molybdenum	**0.012**	mg/L	0.010	0.00074	1	08/01/22 13:43	08/03/22 16:46	7439-98-7	
Selenium	ND	mg/L	0.0050	0.0014	1	08/01/22 13:43	08/03/22 16:46	7782-49-2	
Thallium	ND	mg/L	0.0010	0.00018	1	08/01/22 13:43	08/03/22 16:46	7440-28-0	
7470 Mercury	Analytical Method: EPA 7470A Preparation Method: EPA 7470A Pace Analytical Services - Peachtree Corners, GA								
Mercury	**0.00017J**	mg/L	0.00020	0.00013	1	08/02/22 15:30	08/03/22 09:26	7439-97-6	
2540C Total Dissolved Solids	Analytical Method: SM 2540C-2015 Pace Analytical Services - Peachtree Corners, GA								
Total Dissolved Solids	**344**	mg/L	10.0	10.0	1		07/29/22 15:48		
2320B Alkalinity	Analytical Method: SM 2320B-2011 Pace Analytical Services - Asheville								
Alkalinity,Bicarbonate (CaCO3)	**238**	mg/L	5.0	5.0	1		08/04/22 16:40		
Alkalinity,Carbonate (CaCO3)	ND	mg/L	5.0	5.0	1		08/04/22 16:40		
Alkalinity, Total as CaCO3	**238**	mg/L	5.0	5.0	1		08/04/22 16:40		

This report shall not be reproduced, except in full,
without the written consent of Pace Analytical Services, LLC.

Pace Analytical Services, LLC
110 Technology Parkway
Peachtree Corners, GA 30092
(770)734-4200

ANALYTICAL RESULTS

Project: BOWEN AP-1-Revised Report
Pace Project No.: 92617392

Sample: BGWC-44D **Lab ID: 92617392009** Collected: 07/26/22 11:05 Received: 07/28/22 10:12 Matrix: Water

Parameters	Results	Units	Report Limit	MDL	DF	Prepared	Analyzed	CAS No.	Qual
4500S2D Sulfide Water	Analytical Method: SM 4500-S2D-2011 Pace Analytical Services - Asheville								
Sulfide	**2.3**	mg/L	0.50	0.25	5		07/30/22 04:59	18496-25-8	
300.0 IC Anions 28 Days	Analytical Method: EPA 300.0 Rev 2.1 1993 Pace Analytical Services - Asheville								
Chloride	**14.7**	mg/L	1.0	0.60	1		07/30/22 13:20	16887-00-6	
Fluoride	ND	mg/L	0.10	0.050	1		07/30/22 13:20	16984-48-8	
Sulfate	**38.1**	mg/L	1.0	0.50	1		07/30/22 13:20	14808-79-8	

This report shall not be reproduced, except in full,
without the written consent of Pace Analytical Services, LLC.

Pace Analytical Services, LLC
110 Technology Parkway
Peachtree Corners, GA 30092
(770)734-4200

ANALYTICAL RESULTS

Project: BOWEN AP-1-Revised Report
Pace Project No.: 92617392

Sample: BGWC-50D **Lab ID: 92617392010** Collected: 07/26/22 14:45 Received: 07/28/22 10:12 Matrix: Water

Parameters	Results	Units	Report Limit	MDL	DF	Prepared	Analyzed	CAS No.	Qual
Field Data	Analytical Method: Pace Analytical Services - Charlotte								
Performed by	**CUSTOMER**				1		07/29/22 09:05		
pH	**7.55**	Std. Units			1		07/29/22 09:05		
6010D ATL ICP	Analytical Method: EPA 6010D Preparation Method: EPA 3010A Pace Analytical Services - Peachtree Corners, GA								
Iron	**1.1**	mg/L	0.040	0.025	1	07/29/22 09:42	07/29/22 20:10	7439-89-6	
Manganese	**0.084**	mg/L	0.040	0.0043	1	07/29/22 09:42	07/29/22 20:10	7439-96-5	
Potassium	**1.3**	mg/L	0.20	0.15	1	07/29/22 09:42	07/29/22 20:10	7440-09-7	
Sodium	**54.6**	mg/L	1.0	0.58	1	07/29/22 09:42	07/29/22 20:10	7440-23-5	
Calcium	**61.1**	mg/L	1.0	0.12	1	07/29/22 09:42	07/29/22 20:10	7440-70-2	
Magnesium	**29.8**	mg/L	0.050	0.012	1	07/29/22 09:42	07/29/22 20:10	7439-95-4	
6020 MET ICPMS	Analytical Method: EPA 6020B Preparation Method: EPA 3005A Pace Analytical Services - Peachtree Corners, GA								
Antimony	ND	mg/L	0.0030	0.00078	1	08/01/22 13:43	08/03/22 16:52	7440-36-0	
Arsenic	**0.0035J**	mg/L	0.0050	0.0022	1	08/01/22 13:43	08/03/22 16:52	7440-38-2	
Barium	**0.051**	mg/L	0.0050	0.00067	1	08/01/22 13:43	08/03/22 16:52	7440-39-3	
Beryllium	ND	mg/L	0.00050	0.000054	1	08/01/22 13:43	08/03/22 16:52	7440-41-7	
Boron	**0.035J**	mg/L	0.040	0.0086	1	08/01/22 13:43	08/03/22 16:52	7440-42-8	
Cadmium	ND	mg/L	0.00050	0.00011	1	08/01/22 13:43	08/03/22 16:52	7440-43-9	
Chromium	ND	mg/L	0.0050	0.0011	1	08/01/22 13:43	08/03/22 16:52	7440-47-3	
Cobalt	**0.00072J**	mg/L	0.0050	0.00039	1	08/01/22 13:43	08/03/22 16:52	7440-48-4	
Lead	ND	mg/L	0.0010	0.00089	1	08/01/22 13:43	08/03/22 16:52	7439-92-1	
Lithium	ND	mg/L	0.030	0.00073	1	08/01/22 13:43	08/03/22 16:52	7439-93-2	
Molybdenum	**0.0029J**	mg/L	0.010	0.00074	1	08/01/22 13:43	08/03/22 16:52	7439-98-7	
Selenium	ND	mg/L	0.0050	0.0014	1	08/01/22 13:43	08/03/22 16:52	7782-49-2	
Thallium	ND	mg/L	0.0010	0.00018	1	08/01/22 13:43	08/03/22 16:52	7440-28-0	
7470 Mercury	Analytical Method: EPA 7470A Preparation Method: EPA 7470A Pace Analytical Services - Peachtree Corners, GA								
Mercury	ND	mg/L	0.00020	0.00013	1	08/02/22 15:30	08/03/22 09:29	7439-97-6	
2540C Total Dissolved Solids	Analytical Method: SM 2540C-2015 Pace Analytical Services - Peachtree Corners, GA								
Total Dissolved Solids	**409**	mg/L	10.0	10.0	1		07/29/22 15:48		
2320B Alkalinity	Analytical Method: SM 2320B-2011 Pace Analytical Services - Asheville								
Alkalinity,Bicarbonate (CaCO3)	**232**	mg/L	5.0	5.0	1		08/04/22 16:49		
Alkalinity,Carbonate (CaCO3)	ND	mg/L	5.0	5.0	1		08/04/22 16:49		
Alkalinity, Total as CaCO3	**232**	mg/L	5.0	5.0	1		08/04/22 16:49		

This report shall not be reproduced, except in full,
without the written consent of Pace Analytical Services, LLC.

Pace Analytical Services, LLC
110 Technology Parkway
Peachtree Corners, GA 30092
(770)734-4200

ANALYTICAL RESULTS

Project: BOWEN AP-1-Revised Report
Pace Project No.: 92617392

Sample: BGWC-50D **Lab ID: 92617392010** Collected: 07/26/22 14:45 Received: 07/28/22 10:12 Matrix: Water

Parameters	Results	Units	Report Limit	MDL	DF	Prepared	Analyzed	CAS No.	Qual
4500S2D Sulfide Water	Analytical Method: SM 4500-S2D-2011 Pace Analytical Services - Asheville								
Sulfide	**0.16**	mg/L	0.10	0.050	1		07/30/22 04:59	18496-25-8	
300.0 IC Anions 28 Days	Analytical Method: EPA 300.0 Rev 2.1 1993 Pace Analytical Services - Asheville								
Chloride	**18.2**	mg/L	1.0	0.60	1		07/30/22 13:39	16887-00-6	
Fluoride	**0.12**	mg/L	0.10	0.050	1		07/30/22 13:39	16984-48-8	
Sulfate	**112**	mg/L	2.0	1.0	2		08/02/22 17:21	14808-79-8	

This report shall not be reproduced, except in full,
without the written consent of Pace Analytical Services, LLC.

Pace Analytical Services, LLC
110 Technology Parkway
Peachtree Corners, GA 30092
(770)734-4200

ANALYTICAL RESULTS

Project: BOWEN AP-1-Revised Report
Pace Project No.: 92617392

Sample: FB-1 **Lab ID: 92617392011** Collected: 07/26/22 15:50 Received: 07/28/22 10:12 Matrix: Water

Parameters	Results	Units	Report Limit	MDL	DF	Prepared	Analyzed	CAS No.	Qual
6010D ATL ICP	Analytical Method: EPA 6010D Preparation Method: EPA 3010A								
	Pace Analytical Services - Peachtree Corners, GA								
Iron	ND	mg/L	0.040	0.025	1	07/29/22 09:42	07/29/22 20:15	7439-89-6	
Manganese	ND	mg/L	0.040	0.0043	1	07/29/22 09:42	07/29/22 20:15	7439-96-5	
Potassium	ND	mg/L	0.20	0.15	1	07/29/22 09:42	07/29/22 20:15	7440-09-7	
Sodium	ND	mg/L	1.0	0.58	1	07/29/22 09:42	07/29/22 20:15	7440-23-5	
Calcium	ND	mg/L	1.0	0.12	1	07/29/22 09:42	07/29/22 20:15	7440-70-2	
Magnesium	ND	mg/L	0.050	0.012	1	07/29/22 09:42	07/29/22 20:15	7439-95-4	
6020 MET ICPMS	Analytical Method: EPA 6020B Preparation Method: EPA 3005A								
	Pace Analytical Services - Peachtree Corners, GA								
Antimony	ND	mg/L	0.0030	0.00078	1	08/01/22 13:43	08/03/22 16:58	7440-36-0	
Arsenic	ND	mg/L	0.0050	0.0022	1	08/01/22 13:43	08/03/22 16:58	7440-38-2	
Barium	**0.0020J**	mg/L	0.0050	0.00067	1	08/01/22 13:43	08/03/22 16:58	7440-39-3	
Beryllium	ND	mg/L	0.00050	0.000054	1	08/01/22 13:43	08/03/22 16:58	7440-41-7	
Boron	ND	mg/L	0.040	0.0086	1	08/01/22 13:43	08/03/22 16:58	7440-42-8	
Cadmium	ND	mg/L	0.00050	0.00011	1	08/01/22 13:43	08/03/22 16:58	7440-43-9	
Chromium	ND	mg/L	0.0050	0.0011	1	08/01/22 13:43	08/03/22 16:58	7440-47-3	
Cobalt	ND	mg/L	0.0050	0.00039	1	08/01/22 13:43	08/03/22 16:58	7440-48-4	
Lead	ND	mg/L	0.0010	0.00089	1	08/01/22 13:43	08/03/22 16:58	7439-92-1	
Lithium	ND	mg/L	0.030	0.00073	1	08/01/22 13:43	08/03/22 16:58	7439-93-2	
Molybdenum	ND	mg/L	0.010	0.00074	1	08/01/22 13:43	08/03/22 16:58	7439-98-7	
Selenium	ND	mg/L	0.0050	0.0014	1	08/01/22 13:43	08/03/22 16:58	7782-49-2	
Thallium	ND	mg/L	0.0010	0.00018	1	08/01/22 13:43	08/03/22 16:58	7440-28-0	
7470 Mercury	Analytical Method: EPA 7470A Preparation Method: EPA 7470A								
	Pace Analytical Services - Peachtree Corners, GA								
Mercury	ND	mg/L	0.00020	0.00013	1	08/02/22 15:30	08/03/22 09:32	7439-97-6	
2540C Total Dissolved Solids	Analytical Method: SM 2540C-2015								
	Pace Analytical Services - Peachtree Corners, GA								
Total Dissolved Solids	ND	mg/L	10.0	10.0	1		07/29/22 15:48		
2320B Alkalinity	Analytical Method: SM 2320B-2011								
	Pace Analytical Services - Asheville								
Alkalinity,Bicarbonate (CaCO3)	ND	mg/L	5.0	5.0	1		08/04/22 13:45		
Alkalinity,Carbonate (CaCO3)	ND	mg/L	5.0	5.0	1		08/04/22 13:45		
Alkalinity, Total as CaCO3	ND	mg/L	5.0	5.0	1		08/04/22 13:45		
4500S2D Sulfide Water	Analytical Method: SM 4500-S2D-2011								
	Pace Analytical Services - Asheville								
Sulfide	ND	mg/L	0.10	0.050	1		07/30/22 05:02	18496-25-8	
300.0 IC Anions 28 Days	Analytical Method: EPA 300.0 Rev 2.1 1993								
	Pace Analytical Services - Asheville								
Chloride	ND	mg/L	1.0	0.60	1		07/30/22 13:58	16887-00-6	

This report shall not be reproduced, except in full,
without the written consent of Pace Analytical Services, LLC.

Pace Analytical Services, LLC
110 Technology Parkway
Peachtree Corners, GA 30092
(770)734-4200

ANALYTICAL RESULTS

Project: BOWEN AP-1-Revised Report
Pace Project No.: 92617392

Sample: FB-1 **Lab ID: 92617392011** Collected: 07/26/22 15:50 Received: 07/28/22 10:12 Matrix: Water

Parameters	Results	Units	Report Limit	MDL	DF	Prepared	Analyzed	CAS No.	Qual
300.0 IC Anions 28 Days	Analytical Method: EPA 300.0 Rev 2.1 1993 Pace Analytical Services - Asheville								
Fluoride	ND	mg/L	0.10	0.050	1		07/30/22 13:58	16984-48-8	
Sulfate	ND	mg/L	1.0	0.50	1		07/30/22 13:58	14808-79-8	

This report shall not be reproduced, except in full,
without the written consent of Pace Analytical Services, LLC.

Pace Analytical Services, LLC
110 Technology Parkway
Peachtree Corners, GA 30092
(770)734-4200

ANALYTICAL RESULTS

Project: BOWEN AP-1-Revised Report
Pace Project No.: 92617392

Sample: DUP-1 **Lab ID: 92617392012** Collected: 07/26/22 00:00 Received: 07/28/22 10:12 Matrix: Water

Parameters	Results	Units	Report Limit	MDL	DF	Prepared	Analyzed	CAS No.	Qual
6010D ATL ICP	Analytical Method: EPA 6010D Preparation Method: EPA 3010A								
	Pace Analytical Services - Peachtree Corners, GA								
Iron	**0.053**	mg/L	0.040	0.025	1	07/29/22 09:42	07/29/22 20:20	7439-89-6	
Manganese	ND	mg/L	0.040	0.0043	1	07/29/22 09:42	07/29/22 20:20	7439-96-5	
Potassium	**0.68**	mg/L	0.20	0.15	1	07/29/22 09:42	07/29/22 20:20	7440-09-7	
Sodium	**5.9**	mg/L	1.0	0.58	1	07/29/22 09:42	07/29/22 20:20	7440-23-5	
Calcium	**21.5**	mg/L	1.0	0.12	1	07/29/22 09:42	07/29/22 20:20	7440-70-2	
Magnesium	**11.0**	mg/L	0.050	0.012	1	07/29/22 09:42	07/29/22 20:20	7439-95-4	
6020 MET ICPMS	Analytical Method: EPA 6020B Preparation Method: EPA 3005A								
	Pace Analytical Services - Peachtree Corners, GA								
Antimony	ND	mg/L	0.0030	0.00078	1	08/01/22 13:43	08/03/22 17:41	7440-36-0	
Arsenic	ND	mg/L	0.0050	0.0022	1	08/01/22 13:43	08/03/22 17:41	7440-38-2	
Barium	**0.012**	mg/L	0.0050	0.00067	1	08/01/22 13:43	08/03/22 17:41	7440-39-3	
Beryllium	ND	mg/L	0.00050	0.000054	1	08/01/22 13:43	08/03/22 17:41	7440-41-7	
Boron	ND	mg/L	0.040	0.0086	1	08/01/22 13:43	08/03/22 17:41	7440-42-8	
Cadmium	ND	mg/L	0.00050	0.00011	1	08/01/22 13:43	08/03/22 17:41	7440-43-9	
Chromium	ND	mg/L	0.0050	0.0011	1	08/01/22 13:43	08/03/22 17:41	7440-47-3	
Cobalt	ND	mg/L	0.0050	0.00039	1	08/01/22 13:43	08/03/22 17:41	7440-48-4	
Lead	ND	mg/L	0.0010	0.00089	1	08/01/22 13:43	08/03/22 17:41	7439-92-1	
Lithium	**0.00092J**	mg/L	0.030	0.00073	1	08/01/22 13:43	08/03/22 17:41	7439-93-2	
Molybdenum	ND	mg/L	0.010	0.00074	1	08/01/22 13:43	08/03/22 17:41	7439-98-7	
Selenium	ND	mg/L	0.0050	0.0014	1	08/01/22 13:43	08/03/22 17:41	7782-49-2	
Thallium	ND	mg/L	0.0010	0.00018	1	08/01/22 13:43	08/03/22 17:41	7440-28-0	
7470 Mercury	Analytical Method: EPA 7470A Preparation Method: EPA 7470A								
	Pace Analytical Services - Peachtree Corners, GA								
Mercury	ND	mg/L	0.00020	0.00013	1	08/02/22 15:30	08/03/22 09:34	7439-97-6	
2540C Total Dissolved Solids	Analytical Method: SM 2540C-2015								
	Pace Analytical Services - Peachtree Corners, GA								
Total Dissolved Solids	**102**	mg/L	10.0	10.0	1		07/29/22 15:49		
2320B Alkalinity	Analytical Method: SM 2320B-2011								
	Pace Analytical Services - Asheville								
Alkalinity,Bicarbonate (CaCO3)	**98.8**	mg/L	5.0	5.0	1		08/04/22 13:49		
Alkalinity,Carbonate (CaCO3)	ND	mg/L	5.0	5.0	1		08/04/22 13:49		
Alkalinity, Total as CaCO3	**98.8**	mg/L	5.0	5.0	1		08/04/22 13:49		
4500S2D Sulfide Water	Analytical Method: SM 4500-S2D-2011								
	Pace Analytical Services - Asheville								
Sulfide	ND	mg/L	0.10	0.050	1		07/30/22 05:03	18496-25-8	
300.0 IC Anions 28 Days	Analytical Method: EPA 300.0 Rev 2.1 1993								
	Pace Analytical Services - Asheville								
Chloride	**0.97J**	mg/L	1.0	0.60	1		07/30/22 14:16	16887-00-6	

This report shall not be reproduced, except in full,
without the written consent of Pace Analytical Services, LLC.

Pace Analytical Services, LLC
110 Technology Parkway
Peachtree Corners, GA 30092
(770)734-4200

ANALYTICAL RESULTS

Project: BOWEN AP-1-Revised Report
Pace Project No.: 92617392

Sample: DUP-1 **Lab ID: 92617392012** Collected: 07/26/22 00:00 Received: 07/28/22 10:12 Matrix: Water

Parameters	Results	Units	Report Limit	MDL	DF	Prepared	Analyzed	CAS No.	Qual
300.0 IC Anions 28 Days	Analytical Method: EPA 300.0 Rev 2.1 1993 Pace Analytical Services - Asheville								
Fluoride	**0.057J**	mg/L	0.10	0.050	1		07/30/22 14:16	16984-48-8	
Sulfate	**3.7**	mg/L	1.0	0.50	1		07/30/22 14:16	14808-79-8	

This report shall not be reproduced, except in full,
without the written consent of Pace Analytical Services, LLC.

Pace Analytical Services, LLC
110 Technology Parkway
Peachtree Corners, GA 30092
(770)734-4200

ANALYTICAL RESULTS

Project: BOWEN AP-1-Revised Report
Pace Project No.: 92617392

Sample: BGWC-12 **Lab ID: 92617392013** Collected: 07/27/22 12:53 Received: 07/28/22 10:12 Matrix: Water

Parameters	Results	Units	Report Limit	MDL	DF	Prepared	Analyzed	CAS No.	Qual
Field Data	Analytical Method: Pace Analytical Services - Charlotte								
Performed by	**CUSTOMER**				1		07/29/22 09:06		
pH	**6.85**	Std. Units			1		07/29/22 09:06		
6010D ATL ICP	Analytical Method: EPA 6010D Preparation Method: EPA 3010A Pace Analytical Services - Peachtree Corners, GA								
Iron	**0.026J**	mg/L	0.040	0.025	1	07/29/22 09:42	07/29/22 20:34	7439-89-6	
Manganese	ND	mg/L	0.040	0.0043	1	07/29/22 09:42	07/29/22 20:34	7439-96-5	
Potassium	**3.2**	mg/L	0.20	0.15	1	07/29/22 09:42	07/29/22 20:34	7440-09-7	
Sodium	**35.9**	mg/L	1.0	0.58	1	07/29/22 09:42	07/29/22 20:34	7440-23-5	
Calcium	**175**	mg/L	1.0	0.12	1	07/29/22 09:42	07/29/22 20:34	7440-70-2	
Magnesium	**62.7**	mg/L	0.050	0.012	1	07/29/22 09:42	07/29/22 20:34	7439-95-4	
6020 MET ICPMS	Analytical Method: EPA 6020B Preparation Method: EPA 3005A Pace Analytical Services - Peachtree Corners, GA								
Antimony	ND	mg/L	0.0030	0.00078	1	08/01/22 13:43	08/03/22 17:47	7440-36-0	
Arsenic	**0.0028J**	mg/L	0.0050	0.0022	1	08/01/22 13:43	08/03/22 17:47	7440-38-2	
Barium	**0.045**	mg/L	0.0050	0.00067	1	08/01/22 13:43	08/03/22 17:47	7440-39-3	
Beryllium	ND	mg/L	0.00050	0.000054	1	08/01/22 13:43	08/03/22 17:47	7440-41-7	
Boron	**1.2**	mg/L	0.040	0.0086	1	08/01/22 13:43	08/03/22 17:47	7440-42-8	
Cadmium	ND	mg/L	0.00050	0.00011	1	08/01/22 13:43	08/03/22 17:47	7440-43-9	
Chromium	ND	mg/L	0.0050	0.0011	1	08/01/22 13:43	08/03/22 17:47	7440-47-3	
Cobalt	ND	mg/L	0.0050	0.00039	1	08/01/22 13:43	08/03/22 17:47	7440-48-4	
Lead	ND	mg/L	0.0010	0.00089	1	08/01/22 13:43	08/03/22 17:47	7439-92-1	
Lithium	**0.0014J**	mg/L	0.030	0.00073	1	08/01/22 13:43	08/03/22 17:47	7439-93-2	
Molybdenum	ND	mg/L	0.010	0.00074	1	08/01/22 13:43	08/03/22 17:47	7439-98-7	
Selenium	ND	mg/L	0.0050	0.0014	1	08/01/22 13:43	08/03/22 17:47	7782-49-2	
Thallium	ND	mg/L	0.0010	0.00018	1	08/01/22 13:43	08/03/22 17:47	7440-28-0	
7470 Mercury	Analytical Method: EPA 7470A Preparation Method: EPA 7470A Pace Analytical Services - Peachtree Corners, GA								
Mercury	ND	mg/L	0.00020	0.00013	1	08/02/22 15:30	08/03/22 09:37	7439-97-6	
2540C Total Dissolved Solids	Analytical Method: SM 2540C-2015 Pace Analytical Services - Peachtree Corners, GA								
Total Dissolved Solids	**952**	mg/L	20.0	20.0	1		07/29/22 15:49		
2320B Alkalinity	Analytical Method: SM 2320B-2011 Pace Analytical Services - Asheville								
Alkalinity,Bicarbonate (CaCO3)	**270**	mg/L	5.0	5.0	1		08/04/22 16:57		
Alkalinity,Carbonate (CaCO3)	ND	mg/L	5.0	5.0	1		08/04/22 16:57		
Alkalinity, Total as CaCO3	**270**	mg/L	5.0	5.0	1		08/04/22 16:57		

This report shall not be reproduced, except in full,
without the written consent of Pace Analytical Services, LLC.

Pace Analytical Services, LLC
110 Technology Parkway
Peachtree Corners, GA 30092
(770)734-4200

ANALYTICAL RESULTS

Project: BOWEN AP-1-Revised Report
Pace Project No.: 92617392

Sample: BGWC-12 **Lab ID: 92617392013** Collected: 07/27/22 12:53 Received: 07/28/22 10:12 Matrix: Water

Parameters	Results	Units	Report Limit	MDL	DF	Prepared	Analyzed	CAS No.	Qual
4500S2D Sulfide Water	Analytical Method: SM 4500-S2D-2011 Pace Analytical Services - Asheville								
Sulfide	ND	mg/L	0.10	0.050	1		07/30/22 05:09	18496-25-8	
300.0 IC Anions 28 Days	Analytical Method: EPA 300.0 Rev 2.1 1993 Pace Analytical Services - Asheville								
Chloride	**16.2**	mg/L	1.0	0.60	1		07/31/22 04:45	16887-00-6	
Fluoride	**0.081J**	mg/L	0.10	0.050	1		07/31/22 04:45	16984-48-8	
Sulfate	**419**	mg/L	10.0	5.0	10		08/02/22 13:16	14808-79-8	

This report shall not be reproduced, except in full,
without the written consent of Pace Analytical Services, LLC.

Pace Analytical Services, LLC
110 Technology Parkway
Peachtree Corners, GA 30092
(770)734-4200

ANALYTICAL RESULTS

Project: BOWEN AP-1-Revised Report
Pace Project No.: 92617392

Sample: BGWC-16 **Lab ID: 92617392014** Collected: 07/27/22 10:00 Received: 07/28/22 10:12 Matrix: Water

Parameters	Results	Units	Report Limit	MDL	DF	Prepared	Analyzed	CAS No.	Qual
Field Data	Analytical Method: Pace Analytical Services - Charlotte								
Performed by	**CUSTOMER**				1		07/29/22 09:06		
pH	**6.49**	Std. Units			1		07/29/22 09:06		
6010D ATL ICP	Analytical Method: EPA 6010D Preparation Method: EPA 3010A Pace Analytical Services - Peachtree Corners, GA								
Iron	**0.040**	mg/L	0.040	0.025	1	07/29/22 09:42	07/29/22 20:39	7439-89-6	
Manganese	**5.0**	mg/L	0.040	0.0043	1	07/29/22 09:42	07/29/22 20:39	7439-96-5	
Potassium	**5.5**	mg/L	0.20	0.15	1	07/29/22 09:42	07/29/22 20:39	7440-09-7	
Sodium	**39.8**	mg/L	1.0	0.58	1	07/29/22 09:42	07/29/22 20:39	7440-23-5	
Calcium	**194**	mg/L	1.0	0.12	1	07/29/22 09:42	07/29/22 20:39	7440-70-2	
Magnesium	**32.9**	mg/L	0.050	0.012	1	07/29/22 09:42	07/29/22 20:39	7439-95-4	
6020 MET ICPMS	Analytical Method: EPA 6020B Preparation Method: EPA 3005A Pace Analytical Services - Peachtree Corners, GA								
Antimony	ND	mg/L	0.0030	0.00078	1	08/01/22 13:43	08/03/22 17:53	7440-36-0	
Arsenic	ND	mg/L	0.0050	0.0022	1	08/01/22 13:43	08/03/22 17:53	7440-38-2	
Barium	**0.033**	mg/L	0.0050	0.00067	1	08/01/22 13:43	08/03/22 17:53	7440-39-3	
Beryllium	**0.00017J**	mg/L	0.00050	0.000054	1	08/01/22 13:43	08/03/22 17:53	7440-41-7	
Boron	**1.7**	mg/L	0.040	0.0086	1	08/01/22 13:43	08/03/22 17:53	7440-42-8	
Cadmium	**0.0024**	mg/L	0.00050	0.00011	1	08/01/22 13:43	08/03/22 17:53	7440-43-9	
Chromium	ND	mg/L	0.0050	0.0011	1	08/01/22 13:43	08/03/22 17:53	7440-47-3	
Cobalt	**0.012**	mg/L	0.0050	0.00039	1	08/01/22 13:43	08/03/22 17:53	7440-48-4	
Lead	ND	mg/L	0.0010	0.00089	1	08/01/22 13:43	08/03/22 17:53	7439-92-1	
Lithium	ND	mg/L	0.030	0.00073	1	08/01/22 13:43	08/03/22 17:53	7439-93-2	
Molybdenum	ND	mg/L	0.010	0.00074	1	08/01/22 13:43	08/03/22 17:53	7439-98-7	
Selenium	**0.0018J**	mg/L	0.0050	0.0014	1	08/01/22 13:43	08/03/22 17:53	7782-49-2	
Thallium	**0.00025J**	mg/L	0.0010	0.00018	1	08/01/22 13:43	08/03/22 17:53	7440-28-0	
7470 Mercury	Analytical Method: EPA 7470A Preparation Method: EPA 7470A Pace Analytical Services - Peachtree Corners, GA								
Mercury	ND	mg/L	0.00020	0.00013	1	08/02/22 15:30	08/03/22 09:39	7439-97-6	
2540C Total Dissolved Solids	Analytical Method: SM 2540C-2015 Pace Analytical Services - Peachtree Corners, GA								
Total Dissolved Solids	**944**	mg/L	20.0	20.0	1		07/29/22 15:49		
2320B Alkalinity	Analytical Method: SM 2320B-2011 Pace Analytical Services - Asheville								
Alkalinity,Bicarbonate (CaCO3)	**122**	mg/L	5.0	5.0	1		08/04/22 14:24		
Alkalinity,Carbonate (CaCO3)	ND	mg/L	5.0	5.0	1		08/04/22 14:24		
Alkalinity, Total as CaCO3	**122**	mg/L	5.0	5.0	1		08/04/22 14:24		

This report shall not be reproduced, except in full,
without the written consent of Pace Analytical Services, LLC.

Pace Analytical Services, LLC
110 Technology Parkway
Peachtree Corners, GA 30092
(770)734-4200

ANALYTICAL RESULTS

Project: BOWEN AP-1-Revised Report
Pace Project No.: 92617392

Sample: BGWC-16 **Lab ID: 92617392014** Collected: 07/27/22 10:00 Received: 07/28/22 10:12 Matrix: Water

Parameters	Results	Units	Report Limit	MDL	DF	Prepared	Analyzed	CAS No.	Qual
4500S2D Sulfide Water	Analytical Method: SM 4500-S2D-2011 Pace Analytical Services - Asheville								
Sulfide	ND	mg/L	0.10	0.050	1		07/30/22 05:09	18496-25-8	
300.0 IC Anions 28 Days	Analytical Method: EPA 300.0 Rev 2.1 1993 Pace Analytical Services - Asheville								
Chloride	**23.1**	mg/L	1.0	0.60	1		07/31/22 05:00	16887-00-6	
Fluoride	**0.091J**	mg/L	0.10	0.050	1		07/31/22 05:00	16984-48-8	
Sulfate	**496**	mg/L	10.0	5.0	10		08/02/22 13:32	14808-79-8	

This report shall not be reproduced, except in full,
without the written consent of Pace Analytical Services, LLC.

Pace Analytical Services, LLC
110 Technology Parkway
Peachtree Corners, GA 30092
(770)734-4200

ANALYTICAL RESULTS

Project: BOWEN AP-1-Revised Report
Pace Project No.: 92617392

Sample: BGWC-17 **Lab ID: 92617392015** Collected: 07/27/22 11:45 Received: 07/28/22 10:12 Matrix: Water

Parameters	Results	Units	Report Limit	MDL	DF	Prepared	Analyzed	CAS No.	Qual
Field Data	Analytical Method: Pace Analytical Services - Charlotte								
Performed by	**CUSTOMER**				1		07/29/22 09:06		
pH	**7.29**	Std. Units			1		07/29/22 09:06		
6010D ATL ICP	Analytical Method: EPA 6010D Preparation Method: EPA 3010A Pace Analytical Services - Peachtree Corners, GA								
Iron	ND	mg/L	0.040	0.025	1	07/29/22 09:42	07/29/22 20:44	7439-89-6	
Manganese	**0.12**	mg/L	0.040	0.0043	1	07/29/22 09:42	07/29/22 20:44	7439-96-5	
Potassium	**2.5**	mg/L	0.20	0.15	1	07/29/22 09:42	07/29/22 20:44	7440-09-7	
Sodium	**10.9**	mg/L	1.0	0.58	1	07/29/22 09:42	07/29/22 20:44	7440-23-5	
Calcium	**80.9**	mg/L	1.0	0.12	1	07/29/22 09:42	07/29/22 20:44	7440-70-2	
Magnesium	**29.4**	mg/L	0.050	0.012	1	07/29/22 09:42	07/29/22 20:44	7439-95-4	
6020 MET ICPMS	Analytical Method: EPA 6020B Preparation Method: EPA 3005A Pace Analytical Services - Peachtree Corners, GA								
Antimony	ND	mg/L	0.0030	0.00078	1	08/01/22 13:43	08/03/22 17:59	7440-36-0	
Arsenic	ND	mg/L	0.0050	0.0022	1	08/01/22 13:43	08/03/22 17:59	7440-38-2	
Barium	**0.015**	mg/L	0.0050	0.00067	1	08/01/22 13:43	08/03/22 17:59	7440-39-3	
Beryllium	**0.000058J**	mg/L	0.00050	0.000054	1	08/01/22 13:43	08/03/22 17:59	7440-41-7	
Boron	**1.2**	mg/L	0.040	0.0086	1	08/01/22 13:43	08/03/22 17:59	7440-42-8	
Cadmium	**0.00029J**	mg/L	0.00050	0.00011	1	08/01/22 13:43	08/03/22 17:59	7440-43-9	
Chromium	ND	mg/L	0.0050	0.0011	1	08/01/22 13:43	08/03/22 17:59	7440-47-3	
Cobalt	ND	mg/L	0.0050	0.00039	1	08/01/22 13:43	08/03/22 17:59	7440-48-4	
Lead	ND	mg/L	0.0010	0.00089	1	08/01/22 13:43	08/03/22 17:59	7439-92-1	
Lithium	ND	mg/L	0.030	0.00073	1	08/01/22 13:43	08/03/22 17:59	7439-93-2	
Molybdenum	ND	mg/L	0.010	0.00074	1	08/01/22 13:43	08/03/22 17:59	7439-98-7	
Selenium	ND	mg/L	0.0050	0.0014	1	08/01/22 13:43	08/03/22 17:59	7782-49-2	
Thallium	ND	mg/L	0.0010	0.00018	1	08/01/22 13:43	08/03/22 17:59	7440-28-0	
7470 Mercury	Analytical Method: EPA 7470A Preparation Method: EPA 7470A Pace Analytical Services - Peachtree Corners, GA								
Mercury	**0.00025**	mg/L	0.00020	0.00013	1	08/02/22 15:30	08/03/22 09:42	7439-97-6	
2540C Total Dissolved Solids	Analytical Method: SM 2540C-2015 Pace Analytical Services - Peachtree Corners, GA								
Total Dissolved Solids	**438**	mg/L	10.0	10.0	1		07/29/22 15:50		
2320B Alkalinity	Analytical Method: SM 2320B-2011 Pace Analytical Services - Asheville								
Alkalinity,Bicarbonate (CaCO3)	**146**	mg/L	5.0	5.0	1		08/04/22 14:34		
Alkalinity,Carbonate (CaCO3)	ND	mg/L	5.0	5.0	1		08/04/22 14:34		
Alkalinity, Total as CaCO3	**146**	mg/L	5.0	5.0	1		08/04/22 14:34		

This report shall not be reproduced, except in full,
without the written consent of Pace Analytical Services, LLC.

Pace Analytical Services, LLC
110 Technology Parkway
Peachtree Corners, GA 30092
(770)734-4200

ANALYTICAL RESULTS

Project: BOWEN AP-1-Revised Report
Pace Project No.: 92617392

Sample: BGWC-17 **Lab ID: 92617392015** Collected: 07/27/22 11:45 Received: 07/28/22 10:12 Matrix: Water

Parameters	Results	Units	Report Limit	MDL	DF	Prepared	Analyzed	CAS No.	Qual
4500S2D Sulfide Water	Analytical Method: SM 4500-S2D-2011 Pace Analytical Services - Asheville								
Sulfide	ND	mg/L	0.10	0.050	1		07/30/22 05:10	18496-25-8	
300.0 IC Anions 28 Days	Analytical Method: EPA 300.0 Rev 2.1 1993 Pace Analytical Services - Asheville								
Chloride	**43.2**	mg/L	1.0	0.60	1		07/31/22 05:16	16887-00-6	
Fluoride	**0.13**	mg/L	0.10	0.050	1		07/31/22 05:16	16984-48-8	
Sulfate	**118**	mg/L	2.0	1.0	2		08/02/22 13:47	14808-79-8	

This report shall not be reproduced, except in full,
without the written consent of Pace Analytical Services, LLC.

Pace Analytical Services, LLC
110 Technology Parkway
Peachtree Corners, GA 30092
(770)734-4200

ANALYTICAL RESULTS

Project: BOWEN AP-1-Revised Report
Pace Project No.: 92617392

Sample: BGWC-18 **Lab ID: 92617392016** Collected: 07/27/22 13:30 Received: 07/28/22 10:12 Matrix: Water

Parameters	Results	Units	Report Limit	MDL	DF	Prepared	Analyzed	CAS No.	Qual
Field Data	Analytical Method: Pace Analytical Services - Charlotte								
Performed by	**CUSTOMER**				1		07/29/22 09:07		
pH	**7.02**	Std. Units			1		07/29/22 09:07		
6010D ATL ICP	Analytical Method: EPA 6010D Preparation Method: EPA 3010A Pace Analytical Services - Peachtree Corners, GA								
Iron	ND	mg/L	0.040	0.025	1	07/29/22 09:42	07/29/22 20:49	7439-89-6	
Manganese	**0.0043J**	mg/L	0.040	0.0043	1	07/29/22 09:42	07/29/22 20:49	7439-96-5	
Potassium	**1.7**	mg/L	0.20	0.15	1	07/29/22 09:42	07/29/22 20:49	7440-09-7	
Sodium	**3.5**	mg/L	1.0	0.58	1	07/29/22 09:42	07/29/22 20:49	7440-23-5	
Calcium	**65.9**	mg/L	1.0	0.12	1	07/29/22 09:42	07/29/22 20:49	7440-70-2	
Magnesium	**22.3**	mg/L	0.050	0.012	1	07/29/22 09:42	07/29/22 20:49	7439-95-4	
6020 MET ICPMS	Analytical Method: EPA 6020B Preparation Method: EPA 3005A Pace Analytical Services - Peachtree Corners, GA								
Antimony	ND	mg/L	0.0030	0.00078	1	08/01/22 13:43	08/03/22 18:17	7440-36-0	
Arsenic	ND	mg/L	0.0050	0.0022	1	08/01/22 13:43	08/03/22 18:17	7440-38-2	
Barium	**0.029**	mg/L	0.0050	0.00067	1	08/01/22 13:43	08/03/22 18:17	7440-39-3	
Beryllium	ND	mg/L	0.00050	0.000054	1	08/01/22 13:43	08/03/22 18:17	7440-41-7	
Boron	**0.53**	mg/L	0.040	0.0086	1	08/01/22 13:43	08/03/22 18:17	7440-42-8	
Cadmium	ND	mg/L	0.00050	0.00011	1	08/01/22 13:43	08/03/22 18:17	7440-43-9	
Chromium	ND	mg/L	0.0050	0.0011	1	08/01/22 13:43	08/03/22 18:17	7440-47-3	
Cobalt	ND	mg/L	0.0050	0.00039	1	08/01/22 13:43	08/03/22 18:17	7440-48-4	
Lead	ND	mg/L	0.0010	0.00089	1	08/01/22 13:43	08/03/22 18:17	7439-92-1	
Lithium	ND	mg/L	0.030	0.00073	1	08/01/22 13:43	08/03/22 18:17	7439-93-2	
Molybdenum	ND	mg/L	0.010	0.00074	1	08/01/22 13:43	08/03/22 18:17	7439-98-7	
Selenium	ND	mg/L	0.0050	0.0014	1	08/01/22 13:43	08/03/22 18:17	7782-49-2	
Thallium	ND	mg/L	0.0010	0.00018	1	08/01/22 13:43	08/03/22 18:17	7440-28-0	
7470 Mercury	Analytical Method: EPA 7470A Preparation Method: EPA 7470A Pace Analytical Services - Peachtree Corners, GA								
Mercury	ND	mg/L	0.00020	0.00013	1	08/02/22 15:30	08/03/22 09:50	7439-97-6	
2540C Total Dissolved Solids	Analytical Method: SM 2540C-2015 Pace Analytical Services - Peachtree Corners, GA								
Total Dissolved Solids	**307**	mg/L	10.0	10.0	1		07/29/22 15:50		
2320B Alkalinity	Analytical Method: SM 2320B-2011 Pace Analytical Services - Asheville								
Alkalinity,Bicarbonate (CaCO3)	**164**	mg/L	5.0	5.0	1		08/04/22 14:54		
Alkalinity,Carbonate (CaCO3)	ND	mg/L	5.0	5.0	1		08/04/22 14:54		
Alkalinity, Total as CaCO3	**164**	mg/L	5.0	5.0	1		08/04/22 14:54		

This report shall not be reproduced, except in full,
without the written consent of Pace Analytical Services, LLC.

Pace Analytical Services, LLC
110 Technology Parkway
Peachtree Corners, GA 30092
(770)734-4200

ANALYTICAL RESULTS

Project: BOWEN AP-1-Revised Report
Pace Project No.: 92617392

Sample: BGWC-18 **Lab ID: 92617392016** Collected: 07/27/22 13:30 Received: 07/28/22 10:12 Matrix: Water

Parameters	Results	Units	Report Limit	MDL	DF	Prepared	Analyzed	CAS No.	Qual
4500S2D Sulfide Water	Analytical Method: SM 4500-S2D-2011 Pace Analytical Services - Asheville								
Sulfide	ND	mg/L	0.10	0.050	1		07/30/22 05:10	18496-25-8	
300.0 IC Anions 28 Days	Analytical Method: EPA 300.0 Rev 2.1 1993 Pace Analytical Services - Asheville								
Chloride	**14.9**	mg/L	1.0	0.60	1		07/31/22 05:31	16887-00-6	
Fluoride	**0.081J**	mg/L	0.10	0.050	1		07/31/22 05:31	16984-48-8	
Sulfate	**55.5**	mg/L	1.0	0.50	1		07/31/22 05:31	14808-79-8	

This report shall not be reproduced, except in full,
without the written consent of Pace Analytical Services, LLC.

Pace Analytical Services, LLC
110 Technology Parkway
Peachtree Corners, GA 30092
(770)734-4200

ANALYTICAL RESULTS

Project: BOWEN AP-1-Revised Report
Pace Project No.: 92617392

Sample: BGWC-19 **Lab ID: 92617392017** Collected: 07/27/22 15:20 Received: 07/28/22 10:12 Matrix: Water

Parameters	Results	Units	Report Limit	MDL	DF	Prepared	Analyzed	CAS No.	Qual
Field Data	Analytical Method: Pace Analytical Services - Charlotte								
Performed by	**CUSTOMER**				1		07/29/22 09:07		
pH	**6.55**	Std. Units			1		07/29/22 09:07		
6010D ATL ICP	Analytical Method: EPA 6010D Preparation Method: EPA 3010A Pace Analytical Services - Peachtree Corners, GA								
Iron	**0.071**	mg/L	0.040	0.025	1	07/29/22 09:42	07/29/22 20:53	7439-89-6	
Manganese	**0.13**	mg/L	0.040	0.0043	1	07/29/22 09:42	07/29/22 20:53	7439-96-5	
Potassium	**3.2**	mg/L	0.20	0.15	1	07/29/22 09:42	07/29/22 20:53	7440-09-7	
Sodium	**3.0**	mg/L	1.0	0.58	1	07/29/22 09:42	07/29/22 20:53	7440-23-5	
Calcium	**63.2**	mg/L	1.0	0.12	1	07/29/22 09:42	07/29/22 20:53	7440-70-2	
Magnesium	**25.2**	mg/L	0.050	0.012	1	07/29/22 09:42	07/29/22 20:53	7439-95-4	
6020 MET ICPMS	Analytical Method: EPA 6020B Preparation Method: EPA 3005A Pace Analytical Services - Peachtree Corners, GA								
Antimony	ND	mg/L	0.0030	0.00078	1	08/01/22 13:43	08/03/22 18:23	7440-36-0	
Arsenic	ND	mg/L	0.0050	0.0022	1	08/01/22 13:43	08/03/22 18:23	7440-38-2	
Barium	**0.039**	mg/L	0.0050	0.00067	1	08/01/22 13:43	08/03/22 18:23	7440-39-3	
Beryllium	**0.000061J**	mg/L	0.00050	0.000054	1	08/01/22 13:43	08/03/22 18:23	7440-41-7	
Boron	**0.43**	mg/L	0.040	0.0086	1	08/01/22 13:43	08/03/22 18:23	7440-42-8	
Cadmium	ND	mg/L	0.00050	0.00011	1	08/01/22 13:43	08/03/22 18:23	7440-43-9	
Chromium	ND	mg/L	0.0050	0.0011	1	08/01/22 13:43	08/03/22 18:23	7440-47-3	
Cobalt	ND	mg/L	0.0050	0.00039	1	08/01/22 13:43	08/03/22 18:23	7440-48-4	
Lead	ND	mg/L	0.0010	0.00089	1	08/01/22 13:43	08/03/22 18:23	7439-92-1	
Lithium	ND	mg/L	0.030	0.00073	1	08/01/22 13:43	08/03/22 18:23	7439-93-2	
Molybdenum	ND	mg/L	0.010	0.00074	1	08/01/22 13:43	08/03/22 18:23	7439-98-7	
Selenium	ND	mg/L	0.0050	0.0014	1	08/01/22 13:43	08/03/22 18:23	7782-49-2	
Thallium	ND	mg/L	0.0010	0.00018	1	08/01/22 13:43	08/03/22 18:23	7440-28-0	
7470 Mercury	Analytical Method: EPA 7470A Preparation Method: EPA 7470A Pace Analytical Services - Peachtree Corners, GA								
Mercury	ND	mg/L	0.00020	0.00013	1	08/02/22 15:30	08/03/22 09:53	7439-97-6	
2540C Total Dissolved Solids	Analytical Method: SM 2540C-2015 Pace Analytical Services - Peachtree Corners, GA								
Total Dissolved Solids	**338**	mg/L	10.0	10.0	1		07/29/22 15:50		
2320B Alkalinity	Analytical Method: SM 2320B-2011 Pace Analytical Services - Asheville								
Alkalinity,Bicarbonate (CaCO3)	**160**	mg/L	5.0	5.0	1		08/04/22 15:05		
Alkalinity,Carbonate (CaCO3)	ND	mg/L	5.0	5.0	1		08/04/22 15:05		
Alkalinity, Total as CaCO3	**160**	mg/L	5.0	5.0	1		08/04/22 15:05		

This report shall not be reproduced, except in full,
without the written consent of Pace Analytical Services, LLC.

Pace Analytical Services, LLC
110 Technology Parkway
Peachtree Corners, GA 30092
(770)734-4200

ANALYTICAL RESULTS

Project: BOWEN AP-1-Revised Report
Pace Project No.: 92617392

Sample: BGWC-19 **Lab ID: 92617392017** Collected: 07/27/22 15:20 Received: 07/28/22 10:12 Matrix: Water

Parameters	Results	Units	Report Limit	MDL	DF	Prepared	Analyzed	CAS No.	Qual
4500S2D Sulfide Water	Analytical Method: SM 4500-S2D-2011 Pace Analytical Services - Asheville								
Sulfide	ND	mg/L	0.10	0.050	1		07/30/22 05:11	18496-25-8	
300.0 IC Anions 28 Days	Analytical Method: EPA 300.0 Rev 2.1 1993 Pace Analytical Services - Asheville								
Chloride	**7.8**	mg/L	1.0	0.60	1		07/31/22 05:47	16887-00-6	
Fluoride	**0.071J**	mg/L	0.10	0.050	1		07/31/22 05:47	16984-48-8	
Sulfate	**82.7**	mg/L	1.0	0.50	1		07/31/22 05:47	14808-79-8	

This report shall not be reproduced, except in full,
without the written consent of Pace Analytical Services, LLC.

Pace Analytical Services, LLC
110 Technology Parkway
Peachtree Corners, GA 30092
(770)734-4200

ANALYTICAL RESULTS

Project: BOWEN AP-1-Revised Report
Pace Project No.: 92617392

Sample: BGWC-20 **Lab ID: 92617392018** Collected: 07/27/22 15:10 Received: 07/28/22 10:12 Matrix: Water

Parameters	Results	Units	Report Limit	MDL	DF	Prepared	Analyzed	CAS No.	Qual
Field Data	Analytical Method: Pace Analytical Services - Charlotte								
Performed by	**CUSTOMER**				1		07/29/22 09:07		
pH	**7.18**	Std. Units			1		07/29/22 09:07		
6010D ATL ICP	Analytical Method: EPA 6010D Preparation Method: EPA 3010A Pace Analytical Services - Peachtree Corners, GA								
Iron	**0.13**	mg/L	0.040	0.025	1	07/29/22 09:42	07/29/22 20:58	7439-89-6	
Manganese	**0.76**	mg/L	0.040	0.0043	1	07/29/22 09:42	07/29/22 20:58	7439-96-5	
Potassium	**7.6**	mg/L	0.20	0.15	1	07/29/22 09:42	07/29/22 20:58	7440-09-7	
Sodium	**31.7**	mg/L	1.0	0.58	1	07/29/22 09:42	07/29/22 20:58	7440-23-5	
Calcium	**284**	mg/L	1.0	0.12	1	07/29/22 09:42	07/29/22 20:58	7440-70-2	
Magnesium	**47.4**	mg/L	0.050	0.012	1	07/29/22 09:42	07/29/22 20:58	7439-95-4	
6020 MET ICPMS	Analytical Method: EPA 6020B Preparation Method: EPA 3005A Pace Analytical Services - Peachtree Corners, GA								
Antimony	ND	mg/L	0.0030	0.00078	1	08/01/22 13:43	08/03/22 18:29	7440-36-0	
Arsenic	ND	mg/L	0.0050	0.0022	1	08/01/22 13:43	08/03/22 18:29	7440-38-2	
Barium	**0.032**	mg/L	0.0050	0.00067	1	08/01/22 13:43	08/03/22 18:29	7440-39-3	
Beryllium	ND	mg/L	0.00050	0.000054	1	08/01/22 13:43	08/03/22 18:29	7440-41-7	
Boron	**3.8**	mg/L	0.040	0.0086	1	08/01/22 13:43	08/03/22 18:29	7440-42-8	
Cadmium	ND	mg/L	0.00050	0.00011	1	08/01/22 13:43	08/03/22 18:29	7440-43-9	
Chromium	ND	mg/L	0.0050	0.0011	1	08/01/22 13:43	08/03/22 18:29	7440-47-3	
Cobalt	ND	mg/L	0.0050	0.00039	1	08/01/22 13:43	08/03/22 18:29	7440-48-4	
Lead	ND	mg/L	0.0010	0.00089	1	08/01/22 13:43	08/03/22 18:29	7439-92-1	
Lithium	**0.037**	mg/L	0.030	0.00073	1	08/01/22 13:43	08/03/22 18:29	7439-93-2	
Molybdenum	**0.028**	mg/L	0.010	0.00074	1	08/01/22 13:43	08/03/22 18:29	7439-98-7	
Selenium	ND	mg/L	0.0050	0.0014	1	08/01/22 13:43	08/03/22 18:29	7782-49-2	
Thallium	ND	mg/L	0.0010	0.00018	1	08/01/22 13:43	08/03/22 18:29	7440-28-0	
7470 Mercury	Analytical Method: EPA 7470A Preparation Method: EPA 7470A Pace Analytical Services - Peachtree Corners, GA								
Mercury	ND	mg/L	0.00020	0.00013	1	08/02/22 15:30	08/03/22 09:55	7439-97-6	
2540C Total Dissolved Solids	Analytical Method: SM 2540C-2015 Pace Analytical Services - Peachtree Corners, GA								
Total Dissolved Solids	**1370**	mg/L	50.0	50.0	1		07/29/22 15:50		
2320B Alkalinity	Analytical Method: SM 2320B-2011 Pace Analytical Services - Asheville								
Alkalinity,Bicarbonate (CaCO3)	**84.2**	mg/L	5.0	5.0	1		08/04/22 15:17		
Alkalinity,Carbonate (CaCO3)	ND	mg/L	5.0	5.0	1		08/04/22 15:17		
Alkalinity, Total as CaCO3	**84.2**	mg/L	5.0	5.0	1		08/04/22 15:17		

This report shall not be reproduced, except in full,
without the written consent of Pace Analytical Services, LLC.

Pace Analytical Services, LLC
110 Technology Parkway
Peachtree Corners, GA 30092
(770)734-4200

ANALYTICAL RESULTS

Project: BOWEN AP-1-Revised Report
Pace Project No.: 92617392

Sample: BGWC-20 **Lab ID: 92617392018** Collected: 07/27/22 15:10 Received: 07/28/22 10:12 Matrix: Water

Parameters	Results	Units	Report Limit	MDL	DF	Prepared	Analyzed	CAS No.	Qual
4500S2D Sulfide Water	Analytical Method: SM 4500-S2D-2011 Pace Analytical Services - Asheville								
Sulfide	ND	mg/L	0.10	0.050	1		07/30/22 05:11	18496-25-8	
300.0 IC Anions 28 Days	Analytical Method: EPA 300.0 Rev 2.1 1993 Pace Analytical Services - Asheville								
Chloride	**169**	mg/L	10.0	6.0	10		08/02/22 14:02	16887-00-6	
Fluoride	**0.062J**	mg/L	0.10	0.050	1		07/31/22 06:02	16984-48-8	
Sulfate	**617**	mg/L	10.0	5.0	10		08/02/22 14:02	14808-79-8	

This report shall not be reproduced, except in full,
without the written consent of Pace Analytical Services, LLC.

Pace Analytical Services, LLC
110 Technology Parkway
Peachtree Corners, GA 30092
(770)734-4200

ANALYTICAL RESULTS

Project: BOWEN AP-1-Revised Report
Pace Project No.: 92617392

Sample: BGWC-25 **Lab ID: 92617392019** Collected: 07/27/22 15:05 Received: 07/28/22 10:12 Matrix: Water

Parameters	Results	Units	Report Limit	MDL	DF	Prepared	Analyzed	CAS No.	Qual
Field Data	Analytical Method: Pace Analytical Services - Charlotte								
Performed by	**CUSTOMER**				1		07/29/22 09:07		
pH	**7.22**	Std. Units			1		07/29/22 09:07		
6010D ATL ICP	Analytical Method: EPA 6010D Preparation Method: EPA 3010A Pace Analytical Services - Peachtree Corners, GA								
Iron	**0.36**	mg/L	0.040	0.025	1	07/29/22 09:42	07/29/22 21:08	7439-89-6	
Manganese	**0.26**	mg/L	0.040	0.0043	1	07/29/22 09:42	07/29/22 21:08	7439-96-5	
Potassium	**1.1**	mg/L	0.20	0.15	1	07/29/22 09:42	07/29/22 21:08	7440-09-7	
Sodium	**1.9**	mg/L	1.0	0.58	1	07/29/22 09:42	07/29/22 21:08	7440-23-5	
Calcium	**52.1**	mg/L	1.0	0.12	1	07/29/22 09:42	07/29/22 21:08	7440-70-2	
Magnesium	**24.2**	mg/L	0.050	0.012	1	07/29/22 09:42	07/29/22 21:08	7439-95-4	
6020 MET ICPMS	Analytical Method: EPA 6020B Preparation Method: EPA 3005A Pace Analytical Services - Peachtree Corners, GA								
Antimony	ND	mg/L	0.0030	0.00078	1	08/01/22 13:43	08/03/22 18:41	7440-36-0	
Arsenic	**0.0027J**	mg/L	0.0050	0.0022	1	08/01/22 13:43	08/03/22 18:41	7440-38-2	
Barium	**0.016**	mg/L	0.0050	0.00067	1	08/01/22 13:43	08/03/22 18:41	7440-39-3	
Beryllium	ND	mg/L	0.00050	0.000054	1	08/01/22 13:43	08/03/22 18:41	7440-41-7	
Boron	**0.051**	mg/L	0.040	0.0086	1	08/01/22 13:43	08/03/22 18:41	7440-42-8	
Cadmium	ND	mg/L	0.00050	0.00011	1	08/01/22 13:43	08/03/22 18:41	7440-43-9	
Chromium	ND	mg/L	0.0050	0.0011	1	08/01/22 13:43	08/03/22 18:41	7440-47-3	
Cobalt	ND	mg/L	0.0050	0.00039	1	08/01/22 13:43	08/03/22 18:41	7440-48-4	
Lead	ND	mg/L	0.0010	0.00089	1	08/01/22 13:43	08/03/22 18:41	7439-92-1	
Lithium	ND	mg/L	0.030	0.00073	1	08/01/22 13:43	08/03/22 18:41	7439-93-2	
Molybdenum	ND	mg/L	0.010	0.00074	1	08/01/22 13:43	08/03/22 18:41	7439-98-7	
Selenium	ND	mg/L	0.0050	0.0014	1	08/01/22 13:43	08/03/22 18:41	7782-49-2	
Thallium	ND	mg/L	0.0010	0.00018	1	08/01/22 13:43	08/03/22 18:41	7440-28-0	
7470 Mercury	Analytical Method: EPA 7470A Preparation Method: EPA 7470A Pace Analytical Services - Peachtree Corners, GA								
Mercury	ND	mg/L	0.00020	0.00013	1	08/02/22 15:30	08/03/22 09:58	7439-97-6	
2540C Total Dissolved Solids	Analytical Method: SM 2540C-2015 Pace Analytical Services - Peachtree Corners, GA								
Total Dissolved Solids	**231**	mg/L	10.0	10.0	1		08/02/22 11:59		
2320B Alkalinity	Analytical Method: SM 2320B-2011 Pace Analytical Services - Asheville								
Alkalinity,Bicarbonate (CaCO3)	**197**	mg/L	5.0	5.0	1		08/04/22 17:06		
Alkalinity,Carbonate (CaCO3)	ND	mg/L	5.0	5.0	1		08/04/22 17:06		
Alkalinity, Total as CaCO3	**197**	mg/L	5.0	5.0	1		08/04/22 17:06		

This report shall not be reproduced, except in full,
without the written consent of Pace Analytical Services, LLC.

Pace Analytical Services, LLC
110 Technology Parkway
Peachtree Corners, GA 30092
(770)734-4200

ANALYTICAL RESULTS

Project: BOWEN AP-1-Revised Report
Pace Project No.: 92617392

Sample: BGWC-25 **Lab ID: 92617392019** Collected: 07/27/22 15:05 Received: 07/28/22 10:12 Matrix: Water

Parameters	Results	Units	Report Limit	MDL	DF	Prepared	Analyzed	CAS No.	Qual
4500S2D Sulfide Water	Analytical Method: SM 4500-S2D-2011 Pace Analytical Services - Asheville								
Sulfide	**0.14**	mg/L	0.10	0.050	1		07/30/22 05:12	18496-25-8	
300.0 IC Anions 28 Days	Analytical Method: EPA 300.0 Rev 2.1 1993 Pace Analytical Services - Asheville								
Chloride	**6.2**	mg/L	1.0	0.60	1		07/31/22 06:48	16887-00-6	
Fluoride	**0.051J**	mg/L	0.10	0.050	1		07/31/22 06:48	16984-48-8	
Sulfate	**12.6**	mg/L	1.0	0.50	1		07/31/22 06:48	14808-79-8	

This report shall not be reproduced, except in full,
without the written consent of Pace Analytical Services, LLC.

Pace Analytical Services, LLC
110 Technology Parkway
Peachtree Corners, GA 30092
(770)734-4200

ANALYTICAL RESULTS

Project: BOWEN AP-1-Revised Report
Pace Project No.: 92617392

Sample: FB-2 **Lab ID: 92617392020** Collected: 07/27/22 16:00 Received: 07/28/22 10:12 Matrix: Water

Parameters	Results	Units	Report Limit	MDL	DF	Prepared	Analyzed	CAS No.	Qual
6010D ATL ICP	Analytical Method: EPA 6010D Preparation Method: EPA 3010A								
	Pace Analytical Services - Peachtree Corners, GA								
Iron	ND	mg/L	0.040	0.025	1	07/29/22 09:42	07/29/22 21:12	7439-89-6	
Manganese	ND	mg/L	0.040	0.0043	1	07/29/22 09:42	07/29/22 21:12	7439-96-5	
Potassium	ND	mg/L	0.20	0.15	1	07/29/22 09:42	07/29/22 21:12	7440-09-7	
Sodium	ND	mg/L	1.0	0.58	1	07/29/22 09:42	07/29/22 21:12	7440-23-5	
Calcium	ND	mg/L	1.0	0.12	1	07/29/22 09:42	07/29/22 21:12	7440-70-2	
Magnesium	ND	mg/L	0.050	0.012	1	07/29/22 09:42	07/29/22 21:12	7439-95-4	
6020 MET ICPMS	Analytical Method: EPA 6020B Preparation Method: EPA 3005A								
	Pace Analytical Services - Peachtree Corners, GA								
Antimony	ND	mg/L	0.0030	0.00078	1	08/01/22 13:43	08/03/22 18:47	7440-36-0	
Arsenic	ND	mg/L	0.0050	0.0022	1	08/01/22 13:43	08/03/22 18:47	7440-38-2	
Barium	**0.0019J**	mg/L	0.0050	0.00067	1	08/01/22 13:43	08/03/22 18:47	7440-39-3	
Beryllium	ND	mg/L	0.00050	0.000054	1	08/01/22 13:43	08/03/22 18:47	7440-41-7	
Boron	ND	mg/L	0.040	0.0086	1	08/01/22 13:43	08/03/22 18:47	7440-42-8	
Cadmium	ND	mg/L	0.00050	0.00011	1	08/01/22 13:43	08/03/22 18:47	7440-43-9	
Chromium	ND	mg/L	0.0050	0.0011	1	08/01/22 13:43	08/03/22 18:47	7440-47-3	
Cobalt	ND	mg/L	0.0050	0.00039	1	08/01/22 13:43	08/03/22 18:47	7440-48-4	
Lead	ND	mg/L	0.0010	0.00089	1	08/01/22 13:43	08/03/22 18:47	7439-92-1	
Lithium	ND	mg/L	0.030	0.00073	1	08/01/22 13:43	08/03/22 18:47	7439-93-2	
Molybdenum	ND	mg/L	0.010	0.00074	1	08/01/22 13:43	08/03/22 18:47	7439-98-7	
Selenium	ND	mg/L	0.0050	0.0014	1	08/01/22 13:43	08/03/22 18:47	7782-49-2	
Thallium	ND	mg/L	0.0010	0.00018	1	08/01/22 13:43	08/03/22 18:47	7440-28-0	
7470 Mercury	Analytical Method: EPA 7470A Preparation Method: EPA 7470A								
	Pace Analytical Services - Peachtree Corners, GA								
Mercury	ND	mg/L	0.00020	0.00013	1	08/02/22 15:30	08/03/22 10:00	7439-97-6	
2540C Total Dissolved Solids	Analytical Method: SM 2540C-2015								
	Pace Analytical Services - Peachtree Corners, GA								
Total Dissolved Solids	ND	mg/L	10.0	10.0	1		08/02/22 12:03		
2320B Alkalinity	Analytical Method: SM 2320B-2011								
	Pace Analytical Services - Asheville								
Alkalinity,Bicarbonate (CaCO3)	ND	mg/L	5.0	5.0	1		08/04/22 15:35		
Alkalinity,Carbonate (CaCO3)	ND	mg/L	5.0	5.0	1		08/04/22 15:35		
Alkalinity, Total as CaCO3	ND	mg/L	5.0	5.0	1		08/04/22 15:35		
4500S2D Sulfide Water	Analytical Method: SM 4500-S2D-2011								
	Pace Analytical Services - Asheville								
Sulfide	ND	mg/L	0.10	0.050	1		07/30/22 05:12	18496-25-8	
300.0 IC Anions 28 Days	Analytical Method: EPA 300.0 Rev 2.1 1993								
	Pace Analytical Services - Asheville								
Chloride	ND	mg/L	1.0	0.60	1		07/31/22 07:34	16887-00-6	

This report shall not be reproduced, except in full,
without the written consent of Pace Analytical Services, LLC.

Pace Analytical Services, LLC
110 Technology Parkway
Peachtree Corners, GA 30092
(770)734-4200

ANALYTICAL RESULTS

Project: BOWEN AP-1-Revised Report
Pace Project No.: 92617392

Sample: FB-2 **Lab ID: 92617392020** Collected: 07/27/22 16:00 Received: 07/28/22 10:12 Matrix: Water

Parameters	Results	Units	Report Limit	MDL	DF	Prepared	Analyzed	CAS No.	Qual
300.0 IC Anions 28 Days	Analytical Method: EPA 300.0 Rev 2.1 1993 Pace Analytical Services - Asheville								
Fluoride	ND	mg/L	0.10	0.050	1		07/31/22 07:34	16984-48-8	
Sulfate	ND	mg/L	1.0	0.50	1		07/31/22 07:34	14808-79-8	

This report shall not be reproduced, except in full,
without the written consent of Pace Analytical Services, LLC.

Pace Analytical Services, LLC
110 Technology Parkway
Peachtree Corners, GA 30092
(770)734-4200

ANALYTICAL RESULTS

Project: BOWEN AP-1-Revised Report
Pace Project No.: 92617392

Sample: DUP-2 **Lab ID: 92617392021** Collected: 07/27/22 00:00 Received: 07/28/22 10:12 Matrix: Water

Parameters	Results	Units	Report Limit	MDL	DF	Prepared	Analyzed	CAS No.	Qual
6010D ATL ICP	Analytical Method: EPA 6010D Preparation Method: EPA 3010A								
	Pace Analytical Services - Peachtree Corners, GA								
Iron	ND	mg/L	0.040	0.025	1	08/01/22 14:38	08/01/22 20:05	7439-89-6	
Manganese	**0.13**	mg/L	0.040	0.0043	1	08/01/22 14:38	08/01/22 20:05	7439-96-5	
Potassium	**2.8**	mg/L	0.20	0.15	1	08/01/22 14:38	08/01/22 20:05	7440-09-7	
Sodium	**11.1**	mg/L	1.0	0.58	1	08/01/22 14:38	08/01/22 20:05	7440-23-5	
Calcium	**80.4**	mg/L	1.0	0.12	1	08/01/22 14:38	08/01/22 20:05	7440-70-2	
Magnesium	**28.9**	mg/L	0.050	0.012	1	08/01/22 14:38	08/01/22 20:05	7439-95-4	
6020 MET ICPMS	Analytical Method: EPA 6020B Preparation Method: EPA 3005A								
	Pace Analytical Services - Peachtree Corners, GA								
Antimony	ND	mg/L	0.0030	0.00078	1	08/01/22 11:44	08/01/22 20:42	7440-36-0	
Arsenic	ND	mg/L	0.0050	0.0022	1	08/01/22 11:44	08/01/22 20:42	7440-38-2	
Barium	**0.015**	mg/L	0.0050	0.00067	1	08/01/22 11:44	08/01/22 20:42	7440-39-3	
Beryllium	ND	mg/L	0.00050	0.000054	1	08/01/22 11:44	08/01/22 20:42	7440-41-7	
Boron	**1.2**	mg/L	0.040	0.0086	1	08/01/22 11:44	08/01/22 20:42	7440-42-8	
Cadmium	**0.00031J**	mg/L	0.00050	0.00011	1	08/01/22 11:44	08/01/22 20:42	7440-43-9	
Chromium	ND	mg/L	0.0050	0.0011	1	08/01/22 11:44	08/01/22 20:42	7440-47-3	
Cobalt	ND	mg/L	0.0050	0.00039	1	08/01/22 11:44	08/01/22 20:42	7440-48-4	
Lead	ND	mg/L	0.0010	0.00089	1	08/01/22 11:44	08/01/22 20:42	7439-92-1	
Lithium	ND	mg/L	0.030	0.00073	1	08/01/22 11:44	08/01/22 20:42	7439-93-2	
Molybdenum	ND	mg/L	0.010	0.00074	1	08/01/22 11:44	08/01/22 20:42	7439-98-7	
Selenium	ND	mg/L	0.0050	0.0014	1	08/01/22 11:44	08/01/22 20:42	7782-49-2	
Thallium	ND	mg/L	0.0010	0.00018	1	08/01/22 11:44	08/01/22 20:42	7440-28-0	
7470 Mercury	Analytical Method: EPA 7470A Preparation Method: EPA 7470A								
	Pace Analytical Services - Peachtree Corners, GA								
Mercury	**0.00029**	mg/L	0.00020	0.00013	1	08/04/22 15:10	08/05/22 07:53	7439-97-6	
2540C Total Dissolved Solids	Analytical Method: SM 2540C-2015								
	Pace Analytical Services - Peachtree Corners, GA								
Total Dissolved Solids	**420**	mg/L	10.0	10.0	1		08/02/22 12:03		
2320B Alkalinity	Analytical Method: SM 2320B-2011								
	Pace Analytical Services - Asheville								
Alkalinity,Bicarbonate (CaCO3)	**150**	mg/L	5.0	5.0	1		08/04/22 15:39		
Alkalinity,Carbonate (CaCO3)	ND	mg/L	5.0	5.0	1		08/04/22 15:39		
Alkalinity, Total as CaCO3	**150**	mg/L	5.0	5.0	1		08/04/22 15:39		
4500S2D Sulfide Water	Analytical Method: SM 4500-S2D-2011								
	Pace Analytical Services - Asheville								
Sulfide	ND	mg/L	0.10	0.050	1		07/30/22 05:13	18496-25-8	
300.0 IC Anions 28 Days	Analytical Method: EPA 300.0 Rev 2.1 1993								
	Pace Analytical Services - Asheville								
Chloride	**43.6**	mg/L	1.0	0.60	1		07/31/22 07:50	16887-00-6	

This report shall not be reproduced, except in full,
without the written consent of Pace Analytical Services, LLC.

Pace Analytical Services, LLC
110 Technology Parkway
Peachtree Corners, GA 30092
(770)734-4200

ANALYTICAL RESULTS

Project: BOWEN AP-1-Revised Report
Pace Project No.: 92617392

Sample: DUP-2 **Lab ID: 92617392021** Collected: 07/27/22 00:00 Received: 07/28/22 10:12 Matrix: Water

Parameters	Results	Units	Report Limit	MDL	DF	Prepared	Analyzed	CAS No.	Qual
300.0 IC Anions 28 Days	Analytical Method: EPA 300.0 Rev 2.1 1993 Pace Analytical Services - Asheville								
Fluoride	**0.13**	mg/L	0.10	0.050	1		07/31/22 07:50	16984-48-8	
Sulfate	**117**	mg/L	2.0	1.0	2		08/02/22 14:18	14808-79-8	

This report shall not be reproduced, except in full,
without the written consent of Pace Analytical Services, LLC.

Pace Analytical Services, LLC
110 Technology Parkway
Peachtree Corners, GA 30092
(770)734-4200

ANALYTICAL RESULTS

Project: BOWEN AP-1-Revised Report
Pace Project No.: 92617392

Sample: BGWC-7 **Lab ID: 92617392022** Collected: 07/28/22 10:00 Received: 08/01/22 10:54 Matrix: Water

Parameters	Results	Units	Report Limit	MDL	DF	Prepared	Analyzed	CAS No.	Qual
Field Data	Analytical Method: Pace Analytical Services - Charlotte								
Performed by	**Customer**				1		08/01/22 17:32		
pH	**6.96**	Std. Units			1		08/01/22 17:32		
6010D ATL ICP	Analytical Method: EPA 6010D Preparation Method: EPA 3010A Pace Analytical Services - Peachtree Corners, GA								
Iron	**0.71**	mg/L	0.040	0.025	1	08/02/22 13:44	08/02/22 19:09	7439-89-6	
Manganese	**0.026J**	mg/L	0.040	0.0043	1	08/02/22 13:44	08/02/22 19:09	7439-96-5	
Potassium	**3.3**	mg/L	0.20	0.15	1	08/02/22 13:44	08/02/22 19:09	7440-09-7	
Sodium	**22.7**	mg/L	1.0	0.58	1	08/02/22 13:44	08/02/22 19:09	7440-23-5	
Calcium	**136**	mg/L	1.0	0.12	1	08/02/22 13:44	08/02/22 19:09	7440-70-2	
Magnesium	**44.5**	mg/L	0.050	0.012	1	08/02/22 13:44	08/02/22 19:09	7439-95-4	
6020 MET ICPMS	Analytical Method: EPA 6020B Preparation Method: EPA 3005A Pace Analytical Services - Peachtree Corners, GA								
Antimony	ND	mg/L	0.0030	0.00078	1	08/03/22 13:55	08/04/22 13:46	7440-36-0	
Arsenic	**0.0024J**	mg/L	0.0050	0.0022	1	08/03/22 13:55	08/04/22 13:46	7440-38-2	
Barium	**0.028**	mg/L	0.0050	0.00067	1	08/03/22 13:55	08/04/22 13:46	7440-39-3	
Beryllium	ND	mg/L	0.00050	0.000054	1	08/03/22 13:55	08/04/22 13:46	7440-41-7	
Boron	**1.1**	mg/L	0.040	0.0086	1	08/03/22 13:55	08/04/22 13:46	7440-42-8	
Cadmium	ND	mg/L	0.00050	0.00011	1	08/03/22 13:55	08/04/22 13:46	7440-43-9	
Chromium	ND	mg/L	0.0050	0.0011	1	08/03/22 13:55	08/04/22 13:46	7440-47-3	
Cobalt	**0.00074J**	mg/L	0.0050	0.00039	1	08/03/22 13:55	08/04/22 13:46	7440-48-4	
Lead	ND	mg/L	0.0010	0.00089	1	08/03/22 13:55	08/04/22 13:46	7439-92-1	
Lithium	**0.0061J**	mg/L	0.030	0.00073	1	08/03/22 13:55	08/04/22 13:46	7439-93-2	
Molybdenum	**0.0090J**	mg/L	0.010	0.00074	1	08/03/22 13:55	08/04/22 13:46	7439-98-7	
Selenium	ND	mg/L	0.0050	0.0014	1	08/03/22 13:55	08/04/22 13:46	7782-49-2	
Thallium	**0.00029J**	mg/L	0.0010	0.00018	1	08/03/22 13:55	08/04/22 13:46	7440-28-0	
7470 Mercury	Analytical Method: EPA 7470A Preparation Method: EPA 7470A Pace Analytical Services - Peachtree Corners, GA								
Mercury	ND	mg/L	0.00020	0.00013	1	08/04/22 15:10	08/05/22 08:04	7439-97-6	
2540C Total Dissolved Solids	Analytical Method: SM 2540C-2015 Pace Analytical Services - Peachtree Corners, GA								
Total Dissolved Solids	**732**	mg/L	20.0	20.0	1		08/02/22 12:05		
2320B Alkalinity	Analytical Method: SM 2320B-2011 Pace Analytical Services - Asheville								
Alkalinity,Bicarbonate (CaCO3)	**289**	mg/L	5.0	5.0	1		08/06/22 12:04		
Alkalinity,Carbonate (CaCO3)	ND	mg/L	5.0	5.0	1		08/06/22 12:04		
Alkalinity, Total as CaCO3	**289**	mg/L	5.0	5.0	1		08/06/22 12:04		

This report shall not be reproduced, except in full,
without the written consent of Pace Analytical Services, LLC.

Pace Analytical Services, LLC
110 Technology Parkway
Peachtree Corners, GA 30092
(770)734-4200

ANALYTICAL RESULTS

Project: BOWEN AP-1-Revised Report
Pace Project No.: 92617392

Sample: BGWC-7 **Lab ID: 92617392022** Collected: 07/28/22 10:00 Received: 08/01/22 10:54 Matrix: Water

Parameters	Results	Units	Report Limit	MDL	DF	Prepared	Analyzed	CAS No.	Qual
4500S2D Sulfide Water	Analytical Method: SM 4500-S2D-2011 Pace Analytical Services - Asheville								
Sulfide	ND	mg/L	0.10	0.050	1		08/03/22 03:29	18496-25-8	
300.0 IC Anions 28 Days	Analytical Method: EPA 300.0 Rev 2.1 1993 Pace Analytical Services - Asheville								
Chloride	**8.9**	mg/L	1.0	0.60	1		08/05/22 19:17	16887-00-6	
Fluoride	**0.16**	mg/L	0.10	0.050	1		08/05/22 19:17	16984-48-8	
Sulfate	**268**	mg/L	4.0	2.0	4		08/07/22 19:50	14808-79-8	M1

This report shall not be reproduced, except in full,
without the written consent of Pace Analytical Services, LLC.

Pace Analytical Services, LLC
110 Technology Parkway
Peachtree Corners, GA 30092
(770)734-4200

ANALYTICAL RESULTS

Project: BOWEN AP-1-Revised Report
Pace Project No.: 92617392

Sample: BGWC-10 **Lab ID: 92617392023** Collected: 07/28/22 11:04 Received: 08/01/22 10:54 Matrix: Water

Parameters	Results	Units	Report Limit	MDL	DF	Prepared	Analyzed	CAS No.	Qual
Field Data	Analytical Method: Pace Analytical Services - Charlotte								
Performed by	**Customer**				1		08/01/22 17:32		
pH	**7.63**	Std. Units			1		08/01/22 17:32		
6010D ATL ICP	Analytical Method: EPA 6010D Preparation Method: EPA 3010A Pace Analytical Services - Peachtree Corners, GA								
Iron	**0.49**	mg/L	0.040	0.025	1	08/02/22 13:44	08/02/22 19:14	7439-89-6	
Manganese	**0.030J**	mg/L	0.040	0.0043	1	08/02/22 13:44	08/02/22 19:14	7439-96-5	
Potassium	**2.2**	mg/L	0.20	0.15	1	08/02/22 13:44	08/02/22 19:14	7440-09-7	
Sodium	**18.6**	mg/L	1.0	0.58	1	08/02/22 13:44	08/02/22 19:14	7440-23-5	
Calcium	**63.0**	mg/L	1.0	0.12	1	08/02/22 13:44	08/02/22 19:14	7440-70-2	
Magnesium	**28.1**	mg/L	0.050	0.012	1	08/02/22 13:44	08/02/22 19:14	7439-95-4	
6020 MET ICPMS	Analytical Method: EPA 6020B Preparation Method: EPA 3005A Pace Analytical Services - Peachtree Corners, GA								
Antimony	**0.0015J**	mg/L	0.0030	0.00078	1	08/03/22 13:55	08/04/22 14:10	7440-36-0	
Arsenic	**0.0050**	mg/L	0.0050	0.0022	1	08/03/22 13:55	08/04/22 14:10	7440-38-2	
Barium	**0.042**	mg/L	0.0050	0.00067	1	08/03/22 13:55	08/04/22 14:10	7440-39-3	
Beryllium	ND	mg/L	0.00050	0.000054	1	08/03/22 13:55	08/04/22 14:10	7440-41-7	
Boron	**0.52**	mg/L	0.040	0.0086	1	08/03/22 13:55	08/04/22 14:10	7440-42-8	
Cadmium	ND	mg/L	0.00050	0.00011	1	08/03/22 13:55	08/04/22 14:10	7440-43-9	
Chromium	ND	mg/L	0.0050	0.0011	1	08/03/22 13:55	08/04/22 14:10	7440-47-3	
Cobalt	**0.00058J**	mg/L	0.0050	0.00039	1	08/03/22 13:55	08/04/22 14:10	7440-48-4	
Lead	ND	mg/L	0.0010	0.00089	1	08/03/22 13:55	08/04/22 14:10	7439-92-1	
Lithium	**0.00076J**	mg/L	0.030	0.00073	1	08/03/22 13:55	08/04/22 14:10	7439-93-2	
Molybdenum	**0.0028J**	mg/L	0.010	0.00074	1	08/03/22 13:55	08/04/22 14:10	7439-98-7	
Selenium	ND	mg/L	0.0050	0.0014	1	08/03/22 13:55	08/04/22 14:10	7782-49-2	
Thallium	ND	mg/L	0.0010	0.00018	1	08/03/22 13:55	08/04/22 14:10	7440-28-0	
7470 Mercury	Analytical Method: EPA 7470A Preparation Method: EPA 7470A Pace Analytical Services - Peachtree Corners, GA								
Mercury	ND	mg/L	0.00020	0.00013	1	08/04/22 15:10	08/05/22 08:07	7439-97-6	
2540C Total Dissolved Solids	Analytical Method: SM 2540C-2015 Pace Analytical Services - Peachtree Corners, GA								
Total Dissolved Solids	**338**	mg/L	10.0	10.0	1		08/02/22 12:05		
2320B Alkalinity	Analytical Method: SM 2320B-2011 Pace Analytical Services - Asheville								
Alkalinity,Bicarbonate (CaCO3)	**166**	mg/L	5.0	5.0	1		08/05/22 18:53		
Alkalinity,Carbonate (CaCO3)	ND	mg/L	5.0	5.0	1		08/05/22 18:53		
Alkalinity, Total as CaCO3	**166**	mg/L	5.0	5.0	1		08/05/22 18:53		

This report shall not be reproduced, except in full,
without the written consent of Pace Analytical Services, LLC.

Pace Analytical Services, LLC
110 Technology Parkway
Peachtree Corners, GA 30092
(770)734-4200

ANALYTICAL RESULTS

Project: BOWEN AP-1-Revised Report
Pace Project No.: 92617392

Sample: BGWC-10 **Lab ID: 92617392023** Collected: 07/28/22 11:04 Received: 08/01/22 10:54 Matrix: Water

Parameters	Results	Units	Report Limit	MDL	DF	Prepared	Analyzed	CAS No.	Qual
4500S2D Sulfide Water	Analytical Method: SM 4500-S2D-2011 Pace Analytical Services - Asheville								
Sulfide	ND	mg/L	0.10	0.050	1		08/03/22 03:30	18496-25-8	
300.0 IC Anions 28 Days	Analytical Method: EPA 300.0 Rev 2.1 1993 Pace Analytical Services - Asheville								
Chloride	**30.0**	mg/L	1.0	0.60	1		08/05/22 20:34	16887-00-6	
Fluoride	**0.064J**	mg/L	0.10	0.050	1		08/05/22 20:34	16984-48-8	
Sulfate	**105**	mg/L	2.0	1.0	2		08/07/22 21:15	14808-79-8	

This report shall not be reproduced, except in full,
without the written consent of Pace Analytical Services, LLC.

Pace Analytical Services, LLC
110 Technology Parkway
Peachtree Corners, GA 30092
(770)734-4200

ANALYTICAL RESULTS

Project: BOWEN AP-1-Revised Report
Pace Project No.: 92617392

Sample: BGWC-21 **Lab ID: 92617392024** Collected: 07/28/22 14:45 Received: 08/01/22 10:54 Matrix: Water

Parameters	Results	Units	Report Limit	MDL	DF	Prepared	Analyzed	CAS No.	Qual
Field Data	Analytical Method: Pace Analytical Services - Charlotte								
Performed by	**Customer**				1		08/01/22 17:33		
pH	**7.85**	Std. Units			1		08/01/22 17:33		
6010D ATL ICP	Analytical Method: EPA 6010D Preparation Method: EPA 3010A Pace Analytical Services - Peachtree Corners, GA								
Iron	ND	mg/L	0.040	0.025	1	08/02/22 13:44	08/02/22 19:19	7439-89-6	
Manganese	**0.015J**	mg/L	0.040	0.0043	1	08/02/22 13:44	08/02/22 19:19	7439-96-5	
Potassium	**1.6**	mg/L	0.20	0.15	1	08/02/22 13:44	08/02/22 19:19	7440-09-7	
Sodium	**2.3**	mg/L	1.0	0.58	1	08/02/22 13:44	08/02/22 19:19	7440-23-5	
Calcium	**43.1**	mg/L	1.0	0.12	1	08/02/22 13:44	08/02/22 19:19	7440-70-2	
Magnesium	**25.7**	mg/L	0.050	0.012	1	08/02/22 13:44	08/02/22 19:19	7439-95-4	
6020 MET ICPMS	Analytical Method: EPA 6020B Preparation Method: EPA 3005A Pace Analytical Services - Peachtree Corners, GA								
Antimony	ND	mg/L	0.0030	0.00078	1	08/03/22 13:55	08/04/22 14:16	7440-36-0	
Arsenic	ND	mg/L	0.0050	0.0022	1	08/03/22 13:55	08/04/22 14:16	7440-38-2	
Barium	**0.025**	mg/L	0.0050	0.00067	1	08/03/22 13:55	08/04/22 14:16	7440-39-3	
Beryllium	ND	mg/L	0.00050	0.000054	1	08/03/22 13:55	08/04/22 14:16	7440-41-7	
Boron	**0.035J**	mg/L	0.040	0.0086	1	08/03/22 13:55	08/04/22 14:16	7440-42-8	
Cadmium	ND	mg/L	0.00050	0.00011	1	08/03/22 13:55	08/04/22 14:16	7440-43-9	
Chromium	ND	mg/L	0.0050	0.0011	1	08/03/22 13:55	08/04/22 14:16	7440-47-3	
Cobalt	**0.0027J**	mg/L	0.0050	0.00039	1	08/03/22 13:55	08/04/22 14:16	7440-48-4	
Lead	ND	mg/L	0.0010	0.00089	1	08/03/22 13:55	08/04/22 14:16	7439-92-1	
Lithium	ND	mg/L	0.030	0.00073	1	08/03/22 13:55	08/04/22 14:16	7439-93-2	
Molybdenum	**0.0042J**	mg/L	0.010	0.00074	1	08/03/22 13:55	08/04/22 14:16	7439-98-7	
Selenium	ND	mg/L	0.0050	0.0014	1	08/03/22 13:55	08/04/22 14:16	7782-49-2	
Thallium	ND	mg/L	0.0010	0.00018	1	08/03/22 13:55	08/04/22 14:16	7440-28-0	
7470 Mercury	Analytical Method: EPA 7470A Preparation Method: EPA 7470A Pace Analytical Services - Peachtree Corners, GA								
Mercury	ND	mg/L	0.00020	0.00013	1	08/04/22 15:10	08/05/22 08:10	7439-97-6	
2540C Total Dissolved Solids	Analytical Method: SM 2540C-2015 Pace Analytical Services - Peachtree Corners, GA								
Total Dissolved Solids	**259**	mg/L	10.0	10.0	1		08/02/22 12:05		
2320B Alkalinity	Analytical Method: SM 2320B-2011 Pace Analytical Services - Asheville								
Alkalinity,Bicarbonate (CaCO3)	**157**	mg/L	5.0	5.0	1		08/05/22 19:14		
Alkalinity,Carbonate (CaCO3)	ND	mg/L	5.0	5.0	1		08/05/22 19:14		
Alkalinity, Total as CaCO3	**157**	mg/L	5.0	5.0	1		08/05/22 19:14		

This report shall not be reproduced, except in full,
without the written consent of Pace Analytical Services, LLC.

Pace Analytical Services, LLC
110 Technology Parkway
Peachtree Corners, GA 30092
(770)734-4200

ANALYTICAL RESULTS

Project: BOWEN AP-1-Revised Report
Pace Project No.: 92617392

Sample: BGWC-21 **Lab ID: 92617392024** Collected: 07/28/22 14:45 Received: 08/01/22 10:54 Matrix: Water

Parameters	Results	Units	Report Limit	MDL	DF	Prepared	Analyzed	CAS No.	Qual
4500S2D Sulfide Water	Analytical Method: SM 4500-S2D-2011 Pace Analytical Services - Asheville								
Sulfide	ND	mg/L	0.10	0.050	1		08/03/22 03:30	18496-25-8	
300.0 IC Anions 28 Days	Analytical Method: EPA 300.0 Rev 2.1 1993 Pace Analytical Services - Asheville								
Chloride	**4.7**	mg/L	1.0	0.60	1		08/05/22 20:50	16887-00-6	
Fluoride	ND	mg/L	0.10	0.050	1		08/05/22 20:50	16984-48-8	
Sulfate	**55.3**	mg/L	1.0	0.50	1		08/05/22 20:50	14808-79-8	

This report shall not be reproduced, except in full,
without the written consent of Pace Analytical Services, LLC.

Pace Analytical Services, LLC
110 Technology Parkway
Peachtree Corners, GA 30092
(770)734-4200

ANALYTICAL RESULTS

Project: BOWEN AP-1-Revised Report
Pace Project No.: 92617392

Sample: BGWC-31 **Lab ID: 92617392025** Collected: 07/28/22 12:42 Received: 08/01/22 10:54 Matrix: Water

Parameters	Results	Units	Report Limit	MDL	DF	Prepared	Analyzed	CAS No.	Qual
Field Data	Analytical Method: Pace Analytical Services - Charlotte								
Performed by	**Customer**				1		08/01/22 17:33		
pH	**7.19**	Std. Units			1		08/01/22 17:33		
6010D ATL ICP	Analytical Method: EPA 6010D Preparation Method: EPA 3010A Pace Analytical Services - Peachtree Corners, GA								
Iron	**1.6**	mg/L	0.040	0.025	1	08/02/22 13:44	08/02/22 19:24	7439-89-6	
Manganese	**0.17**	mg/L	0.040	0.0043	1	08/02/22 13:44	08/02/22 19:24	7439-96-5	
Potassium	**1.5**	mg/L	0.20	0.15	1	08/02/22 13:44	08/02/22 19:24	7440-09-7	
Sodium	**8.1**	mg/L	1.0	0.58	1	08/02/22 13:44	08/02/22 19:24	7440-23-5	
Calcium	**75.4**	mg/L	1.0	0.12	1	08/02/22 13:44	08/02/22 19:24	7440-70-2	
Magnesium	**36.2**	mg/L	0.050	0.012	1	08/02/22 13:44	08/02/22 19:24	7439-95-4	
6020 MET ICPMS	Analytical Method: EPA 6020B Preparation Method: EPA 3005A Pace Analytical Services - Peachtree Corners, GA								
Antimony	ND	mg/L	0.0030	0.00078	1	08/03/22 13:55	08/04/22 14:22	7440-36-0	
Arsenic	**0.0051**	mg/L	0.0050	0.0022	1	08/03/22 13:55	08/04/22 14:22	7440-38-2	
Barium	**0.039**	mg/L	0.0050	0.00067	1	08/03/22 13:55	08/04/22 14:22	7440-39-3	
Beryllium	ND	mg/L	0.00050	0.000054	1	08/03/22 13:55	08/04/22 14:22	7440-41-7	
Boron	**0.69**	mg/L	0.040	0.0086	1	08/03/22 13:55	08/04/22 14:22	7440-42-8	
Cadmium	ND	mg/L	0.00050	0.00011	1	08/03/22 13:55	08/04/22 14:22	7440-43-9	
Chromium	ND	mg/L	0.0050	0.0011	1	08/03/22 13:55	08/04/22 14:22	7440-47-3	
Cobalt	ND	mg/L	0.0050	0.00039	1	08/03/22 13:55	08/04/22 14:22	7440-48-4	
Lead	ND	mg/L	0.0010	0.00089	1	08/03/22 13:55	08/04/22 14:22	7439-92-1	
Lithium	ND	mg/L	0.030	0.00073	1	08/03/22 13:55	08/04/22 14:22	7439-93-2	
Molybdenum	ND	mg/L	0.010	0.00074	1	08/03/22 13:55	08/04/22 14:22	7439-98-7	
Selenium	ND	mg/L	0.0050	0.0014	1	08/03/22 13:55	08/04/22 14:22	7782-49-2	
Thallium	ND	mg/L	0.0010	0.00018	1	08/03/22 13:55	08/04/22 14:22	7440-28-0	
7470 Mercury	Analytical Method: EPA 7470A Preparation Method: EPA 7470A Pace Analytical Services - Peachtree Corners, GA								
Mercury	**0.00015J**	mg/L	0.00020	0.00013	1	08/04/22 15:10	08/05/22 08:18	7439-97-6	
2540C Total Dissolved Solids	Analytical Method: SM 2540C-2015 Pace Analytical Services - Peachtree Corners, GA								
Total Dissolved Solids	**473**	mg/L	10.0	10.0	1		08/02/22 12:05		
2320B Alkalinity	Analytical Method: SM 2320B-2011 Pace Analytical Services - Asheville								
Alkalinity,Bicarbonate (CaCO3)	**184**	mg/L	5.0	5.0	1		08/05/22 19:24		
Alkalinity,Carbonate (CaCO3)	ND	mg/L	5.0	5.0	1		08/05/22 19:24		
Alkalinity, Total as CaCO3	**184**	mg/L	5.0	5.0	1		08/05/22 19:24		

This report shall not be reproduced, except in full,
without the written consent of Pace Analytical Services, LLC.

Pace Analytical Services, LLC
110 Technology Parkway
Peachtree Corners, GA 30092
(770)734-4200

ANALYTICAL RESULTS

Project: BOWEN AP-1-Revised Report
Pace Project No.: 92617392

Sample: BGWC-31 **Lab ID: 92617392025** Collected: 07/28/22 12:42 Received: 08/01/22 10:54 Matrix: Water

Parameters	Results	Units	Report Limit	MDL	DF	Prepared	Analyzed	CAS No.	Qual
4500S2D Sulfide Water	Analytical Method: SM 4500-S2D-2011 Pace Analytical Services - Asheville								
Sulfide	ND	mg/L	0.10	0.050	1		08/03/22 03:30	18496-25-8	
300.0 IC Anions 28 Days	Analytical Method: EPA 300.0 Rev 2.1 1993 Pace Analytical Services - Asheville								
Chloride	**32.9**	mg/L	1.0	0.60	1		08/05/22 21:05	16887-00-6	
Fluoride	ND	mg/L	0.10	0.050	1		08/05/22 21:05	16984-48-8	
Sulfate	**131**	mg/L	2.0	1.0	2		08/07/22 21:31	14808-79-8	

This report shall not be reproduced, except in full,
without the written consent of Pace Analytical Services, LLC.

Pace Analytical Services, LLC
110 Technology Parkway
Peachtree Corners, GA 30092
(770)734-4200

ANALYTICAL RESULTS

Project: BOWEN AP-1-Revised Report
Pace Project No.: 92617392

Sample: BGWC-34D **Lab ID: 92617392026** Collected: 07/28/22 11:10 Received: 08/01/22 10:54 Matrix: Water

Parameters	Results	Units	Report Limit	MDL	DF	Prepared	Analyzed	CAS No.	Qual
Field Data	Analytical Method: Pace Analytical Services - Charlotte								
Performed by	**Customer**				1		08/01/22 17:33		
pH	**6.96**	Std. Units			1		08/01/22 17:33		
6010D ATL ICP	Analytical Method: EPA 6010D Preparation Method: EPA 3010A Pace Analytical Services - Peachtree Corners, GA								
Iron	**1.3**	mg/L	0.040	0.025	1	08/02/22 13:44	08/02/22 19:28	7439-89-6	
Manganese	**0.016J**	mg/L	0.040	0.0043	1	08/02/22 13:44	08/02/22 19:28	7439-96-5	
Potassium	**2.0**	mg/L	0.20	0.15	1	08/02/22 13:44	08/02/22 19:28	7440-09-7	
Sodium	**6.8**	mg/L	1.0	0.58	1	08/02/22 13:44	08/02/22 19:28	7440-23-5	
Calcium	**123**	mg/L	1.0	0.12	1	08/02/22 13:44	08/02/22 19:28	7440-70-2	
Magnesium	**34.0**	mg/L	0.050	0.012	1	08/02/22 13:44	08/02/22 19:28	7439-95-4	
6020 MET ICPMS	Analytical Method: EPA 6020B Preparation Method: EPA 3005A Pace Analytical Services - Peachtree Corners, GA								
Antimony	ND	mg/L	0.0030	0.00078	1	08/03/22 13:55	08/04/22 14:28	7440-36-0	
Arsenic	**0.015**	mg/L	0.0050	0.0022	1	08/03/22 13:55	08/04/22 14:28	7440-38-2	
Barium	**0.051**	mg/L	0.0050	0.00067	1	08/03/22 13:55	08/04/22 14:28	7440-39-3	
Beryllium	ND	mg/L	0.00050	0.000054	1	08/03/22 13:55	08/04/22 14:28	7440-41-7	
Boron	**0.40**	mg/L	0.040	0.0086	1	08/03/22 13:55	08/04/22 14:28	7440-42-8	
Cadmium	ND	mg/L	0.00050	0.00011	1	08/03/22 13:55	08/04/22 14:28	7440-43-9	
Chromium	ND	mg/L	0.0050	0.0011	1	08/03/22 13:55	08/04/22 14:28	7440-47-3	
Cobalt	**0.0012J**	mg/L	0.0050	0.00039	1	08/03/22 13:55	08/04/22 14:28	7440-48-4	
Lead	ND	mg/L	0.0010	0.00089	1	08/03/22 13:55	08/04/22 14:28	7439-92-1	
Lithium	ND	mg/L	0.030	0.00073	1	08/03/22 13:55	08/04/22 14:28	7439-93-2	
Molybdenum	**0.0011J**	mg/L	0.010	0.00074	1	08/03/22 13:55	08/04/22 14:28	7439-98-7	
Selenium	ND	mg/L	0.0050	0.0014	1	08/03/22 13:55	08/04/22 14:28	7782-49-2	
Thallium	ND	mg/L	0.0010	0.00018	1	08/03/22 13:55	08/04/22 14:28	7440-28-0	
7470 Mercury	Analytical Method: EPA 7470A Preparation Method: EPA 7470A Pace Analytical Services - Peachtree Corners, GA								
Mercury	**0.00014J**	mg/L	0.00020	0.00013	1	08/04/22 15:10	08/05/22 08:20	7439-97-6	
2540C Total Dissolved Solids	Analytical Method: SM 2540C-2015 Pace Analytical Services - Peachtree Corners, GA								
Total Dissolved Solids	**540**	mg/L	20.0	20.0	1		08/02/22 12:05		
2320B Alkalinity	Analytical Method: SM 2320B-2011 Pace Analytical Services - Asheville								
Alkalinity,Bicarbonate (CaCO3)	**220**	mg/L	5.0	5.0	1		08/06/22 12:12		
Alkalinity,Carbonate (CaCO3)	ND	mg/L	5.0	5.0	1		08/06/22 12:12		
Alkalinity, Total as CaCO3	**220**	mg/L	5.0	5.0	1		08/06/22 12:12		

This report shall not be reproduced, except in full,
without the written consent of Pace Analytical Services, LLC.

Pace Analytical Services, LLC
110 Technology Parkway
Peachtree Corners, GA 30092
(770)734-4200

ANALYTICAL RESULTS

Project: BOWEN AP-1-Revised Report
Pace Project No.: 92617392

Sample: BGWC-34D **Lab ID: 92617392026** Collected: 07/28/22 11:10 Received: 08/01/22 10:54 Matrix: Water

Parameters	Results	Units	Report Limit	MDL	DF	Prepared	Analyzed	CAS No.	Qual
4500S2D Sulfide Water	Analytical Method: SM 4500-S2D-2011 Pace Analytical Services - Asheville								
Sulfide	ND	mg/L	0.10	0.050	1		08/03/22 03:32	18496-25-8	
300.0 IC Anions 28 Days	Analytical Method: EPA 300.0 Rev 2.1 1993 Pace Analytical Services - Asheville								
Chloride	**44.9**	mg/L	1.0	0.60	1		08/05/22 21:20	16887-00-6	
Fluoride	**0.053J**	mg/L	0.10	0.050	1		08/05/22 21:20	16984-48-8	
Sulfate	**158**	mg/L	2.0	1.0	2		08/07/22 21:48	14808-79-8	

This report shall not be reproduced, except in full,
without the written consent of Pace Analytical Services, LLC.

Pace Analytical Services, LLC
110 Technology Parkway
Peachtree Corners, GA 30092
(770)734-4200

ANALYTICAL RESULTS

Project: BOWEN AP-1-Revised Report
Pace Project No.: 92617392

Sample: BGWC-35D **Lab ID: 92617392027** Collected: 07/28/22 10:10 Received: 08/01/22 10:54 Matrix: Water

Parameters	Results	Units	Report Limit	MDL	DF	Prepared	Analyzed	CAS No.	Qual
Field Data	Analytical Method: Pace Analytical Services - Charlotte								
Performed by	**Customer**				1		08/01/22 17:33		
pH	**6.98**	Std. Units			1		08/01/22 17:33		
6010D ATL ICP	Analytical Method: EPA 6010D Preparation Method: EPA 3010A Pace Analytical Services - Peachtree Corners, GA								
Calcium	**403**	mg/L	10.0	1.2	10	08/02/22 13:44	08/03/22 13:47	7440-70-2	
Iron	**0.12**	mg/L	0.040	0.025	1	08/02/22 13:44	08/02/22 19:33	7439-89-6	
Manganese	**0.69**	mg/L	0.040	0.0043	1	08/02/22 13:44	08/02/22 19:33	7439-96-5	
Potassium	**13.6**	mg/L	0.20	0.15	1	08/02/22 13:44	08/02/22 19:33	7440-09-7	
Sodium	**58.1**	mg/L	1.0	0.58	1	08/02/22 13:44	08/02/22 19:33	7440-23-5	
Magnesium	**93.1**	mg/L	0.050	0.012	1	08/02/22 13:44	08/02/22 19:33	7439-95-4	
6020 MET ICPMS	Analytical Method: EPA 6020B Preparation Method: EPA 3005A Pace Analytical Services - Peachtree Corners, GA								
Antimony	ND	mg/L	0.0030	0.00078	1	08/03/22 13:55	08/04/22 14:53	7440-36-0	
Arsenic	ND	mg/L	0.0050	0.0022	1	08/03/22 13:55	08/04/22 14:53	7440-38-2	
Barium	**0.060**	mg/L	0.0050	0.00067	1	08/03/22 13:55	08/04/22 14:53	7440-39-3	
Beryllium	ND	mg/L	0.00050	0.000054	1	08/03/22 13:55	08/04/22 14:53	7440-41-7	
Boron	**11.0**	mg/L	0.40	0.086	10	08/03/22 13:55	08/08/22 15:09	7440-42-8	
Cadmium	ND	mg/L	0.00050	0.00011	1	08/03/22 13:55	08/04/22 14:53	7440-43-9	
Chromium	ND	mg/L	0.0050	0.0011	1	08/03/22 13:55	08/04/22 14:53	7440-47-3	
Cobalt	**0.0038J**	mg/L	0.0050	0.00039	1	08/03/22 13:55	08/04/22 14:53	7440-48-4	
Lead	ND	mg/L	0.0010	0.00089	1	08/03/22 13:55	08/04/22 14:53	7439-92-1	
Lithium	**0.016J**	mg/L	0.030	0.00073	1	08/03/22 13:55	08/04/22 14:53	7439-93-2	
Molybdenum	**0.036**	mg/L	0.010	0.00074	1	08/03/22 13:55	08/04/22 14:53	7439-98-7	
Selenium	ND	mg/L	0.0050	0.0014	1	08/03/22 13:55	08/04/22 14:53	7782-49-2	
Thallium	**0.00022J**	mg/L	0.0010	0.00018	1	08/03/22 13:55	08/04/22 14:53	7440-28-0	
7470 Mercury	Analytical Method: EPA 7470A Preparation Method: EPA 7470A Pace Analytical Services - Peachtree Corners, GA								
Mercury	**0.00016J**	mg/L	0.00020	0.00013	1	08/04/22 15:10	08/05/22 08:23	7439-97-6	
2540C Total Dissolved Solids	Analytical Method: SM 2540C-2015 Pace Analytical Services - Peachtree Corners, GA								
Total Dissolved Solids	**2930**	mg/L	100	100	1		08/02/22 12:05		
2320B Alkalinity	Analytical Method: SM 2320B-2011 Pace Analytical Services - Asheville								
Alkalinity,Bicarbonate (CaCO3)	**147**	mg/L	5.0	5.0	1		08/05/22 19:43		
Alkalinity,Carbonate (CaCO3)	ND	mg/L	5.0	5.0	1		08/05/22 19:43		
Alkalinity, Total as CaCO3	**147**	mg/L	5.0	5.0	1		08/05/22 19:43		

This report shall not be reproduced, except in full,
without the written consent of Pace Analytical Services, LLC.

Pace Analytical Services, LLC
110 Technology Parkway
Peachtree Corners, GA 30092
(770)734-4200

ANALYTICAL RESULTS

Project: BOWEN AP-1-Revised Report
Pace Project No.: 92617392

Sample: BGWC-35D **Lab ID: 92617392027** Collected: 07/28/22 10:10 Received: 08/01/22 10:54 Matrix: Water

Parameters	Results	Units	Report Limit	MDL	DF	Prepared	Analyzed	CAS No.	Qual
4500S2D Sulfide Water	Analytical Method: SM 4500-S2D-2011 Pace Analytical Services - Asheville								
Sulfide	ND	mg/L	0.10	0.050	1		08/03/22 03:33	18496-25-8	
300.0 IC Anions 28 Days	Analytical Method: EPA 300.0 Rev 2.1 1993 Pace Analytical Services - Asheville								
Chloride	**666**	mg/L	10.0	6.0	10		08/07/22 22:05	16887-00-6	
Fluoride	**0.23**	mg/L	0.10	0.050	1		08/05/22 21:36	16984-48-8	
Sulfate	**600**	mg/L	10.0	5.0	10		08/07/22 22:05	14808-79-8	

This report shall not be reproduced, except in full,
without the written consent of Pace Analytical Services, LLC.

Pace Analytical Services, LLC
110 Technology Parkway
Peachtree Corners, GA 30092
(770)734-4200

ANALYTICAL RESULTS

Project: BOWEN AP-1-Revised Report
Pace Project No.: 92617392

Sample: BGWC-37D **Lab ID: 92617392028** Collected: 07/28/22 11:30 Received: 08/01/22 10:54 Matrix: Water

Parameters	Results	Units	Report Limit	MDL	DF	Prepared	Analyzed	CAS No.	Qual
Field Data	Analytical Method: Pace Analytical Services - Charlotte								
Performed by	**Customer**				1		08/01/22 17:34		
pH	**7.34**	Std. Units			1		08/01/22 17:34		
6010D ATL ICP	Analytical Method: EPA 6010D Preparation Method: EPA 3010A Pace Analytical Services - Peachtree Corners, GA								
Iron	**0.63**	mg/L	0.040	0.025	1	08/02/22 13:44	08/02/22 19:38	7439-89-6	
Manganese	**0.041**	mg/L	0.040	0.0043	1	08/02/22 13:44	08/02/22 19:38	7439-96-5	
Potassium	**2.3**	mg/L	0.20	0.15	1	08/02/22 13:44	08/02/22 19:38	7440-09-7	
Sodium	**13.3**	mg/L	1.0	0.58	1	08/02/22 13:44	08/02/22 19:38	7440-23-5	
Calcium	**109**	mg/L	1.0	0.12	1	08/02/22 13:44	08/02/22 19:38	7440-70-2	
Magnesium	**45.1**	mg/L	0.050	0.012	1	08/02/22 13:44	08/02/22 19:38	7439-95-4	
6020 MET ICPMS	Analytical Method: EPA 6020B Preparation Method: EPA 3005A Pace Analytical Services - Peachtree Corners, GA								
Antimony	ND	mg/L	0.0030	0.00078	1	08/03/22 13:55	08/04/22 14:59	7440-36-0	
Arsenic	**0.013**	mg/L	0.0050	0.0022	1	08/03/22 13:55	08/04/22 14:59	7440-38-2	
Barium	**0.094**	mg/L	0.0050	0.00067	1	08/03/22 13:55	08/04/22 14:59	7440-39-3	
Beryllium	ND	mg/L	0.00050	0.000054	1	08/03/22 13:55	08/04/22 14:59	7440-41-7	
Boron	**1.3**	mg/L	0.040	0.0086	1	08/03/22 13:55	08/04/22 14:59	7440-42-8	
Cadmium	ND	mg/L	0.00050	0.00011	1	08/03/22 13:55	08/04/22 14:59	7440-43-9	
Chromium	ND	mg/L	0.0050	0.0011	1	08/03/22 13:55	08/04/22 14:59	7440-47-3	
Cobalt	ND	mg/L	0.0050	0.00039	1	08/03/22 13:55	08/04/22 14:59	7440-48-4	
Lead	ND	mg/L	0.0010	0.00089	1	08/03/22 13:55	08/04/22 14:59	7439-92-1	
Lithium	**0.0026J**	mg/L	0.030	0.00073	1	08/03/22 13:55	08/04/22 14:59	7439-93-2	
Molybdenum	**0.0082J**	mg/L	0.010	0.00074	1	08/03/22 13:55	08/04/22 14:59	7439-98-7	
Selenium	ND	mg/L	0.0050	0.0014	1	08/03/22 13:55	08/04/22 14:59	7782-49-2	
Thallium	ND	mg/L	0.0010	0.00018	1	08/03/22 13:55	08/04/22 14:59	7440-28-0	
7470 Mercury	Analytical Method: EPA 7470A Preparation Method: EPA 7470A Pace Analytical Services - Peachtree Corners, GA								
Mercury	ND	mg/L	0.00020	0.00013	1	08/04/22 15:10	08/05/22 08:25	7439-97-6	
2540C Total Dissolved Solids	Analytical Method: SM 2540C-2015 Pace Analytical Services - Peachtree Corners, GA								
Total Dissolved Solids	**692**	mg/L	20.0	20.0	1		08/02/22 12:05		
2320B Alkalinity	Analytical Method: SM 2320B-2011 Pace Analytical Services - Asheville								
Alkalinity,Bicarbonate (CaCO3)	**165**	mg/L	5.0	5.0	1		08/05/22 19:54		
Alkalinity,Carbonate (CaCO3)	ND	mg/L	5.0	5.0	1		08/05/22 19:54		
Alkalinity, Total as CaCO3	**165**	mg/L	5.0	5.0	1		08/05/22 19:54		

This report shall not be reproduced, except in full,
without the written consent of Pace Analytical Services, LLC.

Pace Analytical Services, LLC
110 Technology Parkway
Peachtree Corners, GA 30092
(770)734-4200

ANALYTICAL RESULTS

Project: BOWEN AP-1-Revised Report
Pace Project No.: 92617392

Sample: BGWC-37D **Lab ID: 92617392028** Collected: 07/28/22 11:30 Received: 08/01/22 10:54 Matrix: Water

Parameters	Results	Units	Report Limit	MDL	DF	Prepared	Analyzed	CAS No.	Qual
4500S2D Sulfide Water	Analytical Method: SM 4500-S2D-2011 Pace Analytical Services - Asheville								
Sulfide	ND	mg/L	0.10	0.050	1		08/03/22 03:34	18496-25-8	
300.0 IC Anions 28 Days	Analytical Method: EPA 300.0 Rev 2.1 1993 Pace Analytical Services - Asheville								
Chloride	**138**	mg/L	2.0	1.2	2		08/07/22 22:22	16887-00-6	
Fluoride	**0.19**	mg/L	0.10	0.050	1		08/06/22 00:04	16984-48-8	
Sulfate	**134**	mg/L	2.0	1.0	2		08/07/22 22:22	14808-79-8	

This report shall not be reproduced, except in full,
without the written consent of Pace Analytical Services, LLC.

Pace Analytical Services, LLC
110 Technology Parkway
Peachtree Corners, GA 30092
(770)734-4200

ANALYTICAL RESULTS

Project: BOWEN AP-1-Revised Report
Pace Project No.: 92617392

Sample: BGWC-40 **Lab ID: 92617392029** Collected: 07/28/22 14:44 Received: 08/01/22 10:54 Matrix: Water

Parameters	Results	Units	Report Limit	MDL	DF	Prepared	Analyzed	CAS No.	Qual
Field Data	Analytical Method: Pace Analytical Services - Charlotte								
Performed by	**Customer**				1		08/01/22 17:34		
pH	**7.03**	Std. Units			1		08/01/22 17:34		
6010D ATL ICP	Analytical Method: EPA 6010D Preparation Method: EPA 3010A Pace Analytical Services - Peachtree Corners, GA								
Iron	ND	mg/L	0.040	0.025	1	08/02/22 13:44	08/02/22 19:52	7439-89-6	
Manganese	ND	mg/L	0.040	0.0043	1	08/02/22 13:44	08/02/22 19:52	7439-96-5	
Potassium	**2.7**	mg/L	0.20	0.15	1	08/02/22 13:44	08/02/22 19:52	7440-09-7	
Sodium	**9.1**	mg/L	1.0	0.58	1	08/02/22 13:44	08/02/22 19:52	7440-23-5	
Calcium	**138**	mg/L	1.0	0.12	1	08/02/22 13:44	08/02/22 19:52	7440-70-2	
Magnesium	**43.5**	mg/L	0.050	0.012	1	08/02/22 13:44	08/02/22 19:52	7439-95-4	
6020 MET ICPMS	Analytical Method: EPA 6020B Preparation Method: EPA 3005A Pace Analytical Services - Peachtree Corners, GA								
Antimony	ND	mg/L	0.0030	0.00078	1	08/03/22 13:55	08/04/22 15:05	7440-36-0	
Arsenic	ND	mg/L	0.0050	0.0022	1	08/03/22 13:55	08/04/22 15:05	7440-38-2	
Barium	**0.047**	mg/L	0.0050	0.00067	1	08/03/22 13:55	08/04/22 15:05	7440-39-3	
Beryllium	ND	mg/L	0.00050	0.000054	1	08/03/22 13:55	08/04/22 15:05	7440-41-7	
Boron	**2.9**	mg/L	0.040	0.0086	1	08/03/22 13:55	08/04/22 15:05	7440-42-8	
Cadmium	ND	mg/L	0.00050	0.00011	1	08/03/22 13:55	08/04/22 15:05	7440-43-9	
Chromium	ND	mg/L	0.0050	0.0011	1	08/03/22 13:55	08/04/22 15:05	7440-47-3	
Cobalt	**0.00042J**	mg/L	0.0050	0.00039	1	08/03/22 13:55	08/04/22 15:05	7440-48-4	
Lead	ND	mg/L	0.0010	0.00089	1	08/03/22 13:55	08/04/22 15:05	7439-92-1	
Lithium	ND	mg/L	0.030	0.00073	1	08/03/22 13:55	08/04/22 15:05	7439-93-2	
Molybdenum	ND	mg/L	0.010	0.00074	1	08/03/22 13:55	08/04/22 15:05	7439-98-7	
Selenium	**0.0070**	mg/L	0.0050	0.0014	1	08/03/22 13:55	08/04/22 15:05	7782-49-2	
Thallium	ND	mg/L	0.0010	0.00018	1	08/03/22 13:55	08/04/22 15:05	7440-28-0	
7470 Mercury	Analytical Method: EPA 7470A Preparation Method: EPA 7470A Pace Analytical Services - Peachtree Corners, GA								
Mercury	ND	mg/L	0.00020	0.00013	1	08/04/22 15:10	08/05/22 08:28	7439-97-6	
2540C Total Dissolved Solids	Analytical Method: SM 2540C-2015 Pace Analytical Services - Peachtree Corners, GA								
Total Dissolved Solids	**810**	mg/L	20.0	20.0	1		08/02/22 12:05		
2320B Alkalinity	Analytical Method: SM 2320B-2011 Pace Analytical Services - Asheville								
Alkalinity,Bicarbonate (CaCO3)	**204**	mg/L	5.0	5.0	1		08/06/22 12:21		
Alkalinity,Carbonate (CaCO3)	ND	mg/L	5.0	5.0	1		08/06/22 12:21		
Alkalinity, Total as CaCO3	**204**	mg/L	5.0	5.0	1		08/06/22 12:21		M1

This report shall not be reproduced, except in full,
without the written consent of Pace Analytical Services, LLC.

Pace Analytical Services, LLC
110 Technology Parkway
Peachtree Corners, GA 30092
(770)734-4200

ANALYTICAL RESULTS

Project: BOWEN AP-1-Revised Report
Pace Project No.: 92617392

Sample: BGWC-40 **Lab ID: 92617392029** Collected: 07/28/22 14:44 Received: 08/01/22 10:54 Matrix: Water

Parameters	Results	Units	Report Limit	MDL	DF	Prepared	Analyzed	CAS No.	Qual
4500S2D Sulfide Water	Analytical Method: SM 4500-S2D-2011 Pace Analytical Services - Asheville								
Sulfide	ND	mg/L	0.10	0.050	1		08/03/22 03:34	18496-25-8	
300.0 IC Anions 28 Days	Analytical Method: EPA 300.0 Rev 2.1 1993 Pace Analytical Services - Asheville								
Chloride	**149**	mg/L	2.0	1.2	2		08/07/22 22:39	16887-00-6	
Fluoride	**0.092J**	mg/L	0.10	0.050	1		08/06/22 19:19	16984-48-8	
Sulfate	**132**	mg/L	2.0	1.0	2		08/07/22 22:39	14808-79-8	

This report shall not be reproduced, except in full,
without the written consent of Pace Analytical Services, LLC.

Pace Analytical Services, LLC
110 Technology Parkway
Peachtree Corners, GA 30092
(770)734-4200

ANALYTICAL RESULTS

Project: BOWEN AP-1-Revised Report
Pace Project No.: 92617392

Sample: BGWC-42D **Lab ID: 92617392030** Collected: 07/28/22 13:00 Received: 08/01/22 10:54 Matrix: Water

Parameters	Results	Units	Report Limit	MDL	DF	Prepared	Analyzed	CAS No.	Qual
Field Data	Analytical Method: Pace Analytical Services - Charlotte								
Performed by	**Customer**				1		08/01/22 17:35		
pH	**7.31**	Std. Units			1		08/01/22 17:35		
6010D ATL ICP	Analytical Method: EPA 6010D Preparation Method: EPA 3010A Pace Analytical Services - Peachtree Corners, GA								
Iron	**0.30**	mg/L	0.040	0.025	1	08/02/22 13:44	08/02/22 19:57	7439-89-6	
Manganese	**0.041**	mg/L	0.040	0.0043	1	08/02/22 13:44	08/02/22 19:57	7439-96-5	
Potassium	**2.3**	mg/L	0.20	0.15	1	08/02/22 13:44	08/02/22 19:57	7440-09-7	
Sodium	**47.6**	mg/L	1.0	0.58	1	08/02/22 13:44	08/02/22 19:57	7440-23-5	
Calcium	**93.4**	mg/L	1.0	0.12	1	08/02/22 13:44	08/02/22 19:57	7440-70-2	
Magnesium	**38.3**	mg/L	0.050	0.012	1	08/02/22 13:44	08/02/22 19:57	7439-95-4	
6020 MET ICPMS	Analytical Method: EPA 6020B Preparation Method: EPA 3005A Pace Analytical Services - Peachtree Corners, GA								
Antimony	ND	mg/L	0.0030	0.00078	1	08/03/22 13:55	08/04/22 15:11	7440-36-0	
Arsenic	**0.0033J**	mg/L	0.0050	0.0022	1	08/03/22 13:55	08/04/22 15:11	7440-38-2	
Barium	**0.084**	mg/L	0.0050	0.00067	1	08/03/22 13:55	08/04/22 15:11	7440-39-3	
Beryllium	ND	mg/L	0.00050	0.000054	1	08/03/22 13:55	08/04/22 15:11	7440-41-7	
Boron	**1.9**	mg/L	0.040	0.0086	1	08/03/22 13:55	08/04/22 15:11	7440-42-8	
Cadmium	ND	mg/L	0.00050	0.00011	1	08/03/22 13:55	08/04/22 15:11	7440-43-9	
Chromium	ND	mg/L	0.0050	0.0011	1	08/03/22 13:55	08/04/22 15:11	7440-47-3	
Cobalt	ND	mg/L	0.0050	0.00039	1	08/03/22 13:55	08/04/22 15:11	7440-48-4	
Lead	ND	mg/L	0.0010	0.00089	1	08/03/22 13:55	08/04/22 15:11	7439-92-1	
Lithium	**0.0016J**	mg/L	0.030	0.00073	1	08/03/22 13:55	08/04/22 15:11	7439-93-2	
Molybdenum	**0.0092J**	mg/L	0.010	0.00074	1	08/03/22 13:55	08/04/22 15:11	7439-98-7	
Selenium	ND	mg/L	0.0050	0.0014	1	08/03/22 13:55	08/04/22 15:11	7782-49-2	
Thallium	ND	mg/L	0.0010	0.00018	1	08/03/22 13:55	08/04/22 15:11	7440-28-0	
7470 Mercury	Analytical Method: EPA 7470A Preparation Method: EPA 7470A Pace Analytical Services - Peachtree Corners, GA								
Mercury	ND	mg/L	0.00020	0.00013	1	08/04/22 15:10	08/05/22 08:31	7439-97-6	
2540C Total Dissolved Solids	Analytical Method: SM 2540C-2015 Pace Analytical Services - Peachtree Corners, GA								
Total Dissolved Solids	**628**	mg/L	20.0	20.0	1		08/03/22 13:03		
2320B Alkalinity	Analytical Method: SM 2320B-2011 Pace Analytical Services - Asheville								
Alkalinity,Bicarbonate (CaCO3)	**197**	mg/L	5.0	5.0	1		08/06/22 12:29		
Alkalinity,Carbonate (CaCO3)	ND	mg/L	5.0	5.0	1		08/06/22 12:29		
Alkalinity, Total as CaCO3	**197**	mg/L	5.0	5.0	1		08/06/22 12:29		

This report shall not be reproduced, except in full,
without the written consent of Pace Analytical Services, LLC.

Pace Analytical Services, LLC
110 Technology Parkway
Peachtree Corners, GA 30092
(770)734-4200

ANALYTICAL RESULTS

Project: BOWEN AP-1-Revised Report
Pace Project No.: 92617392

Sample: BGWC-42D **Lab ID: 92617392030** Collected: 07/28/22 13:00 Received: 08/01/22 10:54 Matrix: Water

Parameters	Results	Units	Report Limit	MDL	DF	Prepared	Analyzed	CAS No.	Qual
4500S2D Sulfide Water	Analytical Method: SM 4500-S2D-2011 Pace Analytical Services - Asheville								
Sulfide	**7.6**	mg/L	2.5	1.2	25		08/03/22 03:37	18496-25-8	
300.0 IC Anions 28 Days	Analytical Method: EPA 300.0 Rev 2.1 1993 Pace Analytical Services - Asheville								
Chloride	**117**	mg/L	2.0	1.2	2		08/07/22 22:56	16887-00-6	
Fluoride	**0.55**	mg/L	0.10	0.050	1		08/06/22 19:36	16984-48-8	
Sulfate	**136**	mg/L	2.0	1.0	2		08/07/22 22:56	14808-79-8	

This report shall not be reproduced, except in full,
without the written consent of Pace Analytical Services, LLC.

Pace Analytical Services, LLC
110 Technology Parkway
Peachtree Corners, GA 30092
(770)734-4200

ANALYTICAL RESULTS

Project: BOWEN AP-1-Revised Report
Pace Project No.: 92617392

Sample: BGWC-52 **Lab ID: 92617392031** Collected: 07/28/22 14:42 Received: 08/01/22 10:54 Matrix: Water

Parameters	Results	Units	Report Limit	MDL	DF	Prepared	Analyzed	CAS No.	Qual
Field Data	Analytical Method: Pace Analytical Services - Charlotte								
Performed by	**Customer**				1		08/01/22 17:37		
pH	**7.62**	Std. Units			1		08/01/22 17:37		
6010D ATL ICP	Analytical Method: EPA 6010D Preparation Method: EPA 3010A Pace Analytical Services - Peachtree Corners, GA								
Iron	**0.043**	mg/L	0.040	0.025	1	08/02/22 13:44	08/02/22 20:02	7439-89-6	
Manganese	**0.021J**	mg/L	0.040	0.0043	1	08/02/22 13:44	08/02/22 20:02	7439-96-5	
Potassium	**2.4**	mg/L	0.20	0.15	1	08/02/22 13:44	08/02/22 20:02	7440-09-7	
Sodium	**4.5**	mg/L	1.0	0.58	1	08/02/22 13:44	08/02/22 20:02	7440-23-5	
Calcium	**52.3**	mg/L	1.0	0.12	1	08/02/22 13:44	08/02/22 20:02	7440-70-2	
Magnesium	**10.1**	mg/L	0.050	0.012	1	08/02/22 13:44	08/02/22 20:02	7439-95-4	
6020 MET ICPMS	Analytical Method: EPA 6020B Preparation Method: EPA 3005A Pace Analytical Services - Peachtree Corners, GA								
Antimony	ND	mg/L	0.0030	0.00078	1	08/03/22 13:55	08/04/22 15:17	7440-36-0	
Arsenic	ND	mg/L	0.0050	0.0022	1	08/03/22 13:55	08/04/22 15:17	7440-38-2	
Barium	**0.021**	mg/L	0.0050	0.00067	1	08/03/22 13:55	08/04/22 15:17	7440-39-3	
Beryllium	ND	mg/L	0.00050	0.000054	1	08/03/22 13:55	08/04/22 15:17	7440-41-7	
Boron	**0.87**	mg/L	0.040	0.0086	1	08/03/22 13:55	08/04/22 15:17	7440-42-8	
Cadmium	ND	mg/L	0.00050	0.00011	1	08/03/22 13:55	08/04/22 15:17	7440-43-9	
Chromium	ND	mg/L	0.0050	0.0011	1	08/03/22 13:55	08/04/22 15:17	7440-47-3	
Cobalt	**0.00082J**	mg/L	0.0050	0.00039	1	08/03/22 13:55	08/04/22 15:17	7440-48-4	
Lead	ND	mg/L	0.0010	0.00089	1	08/03/22 13:55	08/04/22 15:17	7439-92-1	
Lithium	**0.00088J**	mg/L	0.030	0.00073	1	08/03/22 13:55	08/04/22 15:17	7439-93-2	
Molybdenum	**0.0053J**	mg/L	0.010	0.00074	1	08/03/22 13:55	08/04/22 15:17	7439-98-7	
Selenium	ND	mg/L	0.0050	0.0014	1	08/03/22 13:55	08/04/22 15:17	7782-49-2	
Thallium	ND	mg/L	0.0010	0.00018	1	08/03/22 13:55	08/04/22 15:17	7440-28-0	
7470 Mercury	Analytical Method: EPA 7470A Preparation Method: EPA 7470A Pace Analytical Services - Peachtree Corners, GA								
Mercury	ND	mg/L	0.00020	0.00013	1	08/04/22 15:10	08/05/22 08:33	7439-97-6	
2540C Total Dissolved Solids	Analytical Method: SM 2540C-2015 Pace Analytical Services - Peachtree Corners, GA								
Total Dissolved Solids	**236**	mg/L	10.0	10.0	1		08/03/22 13:03		
2320B Alkalinity	Analytical Method: SM 2320B-2011 Pace Analytical Services - Asheville								
Alkalinity,Bicarbonate (CaCO3)	**86.8**	mg/L	5.0	5.0	1		08/05/22 20:40		
Alkalinity,Carbonate (CaCO3)	ND	mg/L	5.0	5.0	1		08/05/22 20:40		
Alkalinity, Total as CaCO3	**86.8**	mg/L	5.0	5.0	1		08/05/22 20:40		

This report shall not be reproduced, except in full,
without the written consent of Pace Analytical Services, LLC.

Pace Analytical Services, LLC
110 Technology Parkway
Peachtree Corners, GA 30092
(770)734-4200

ANALYTICAL RESULTS

Project: BOWEN AP-1-Revised Report
Pace Project No.: 92617392

Sample: BGWC-52 **Lab ID: 92617392031** Collected: 07/28/22 14:42 Received: 08/01/22 10:54 Matrix: Water

Parameters	Results	Units	Report Limit	MDL	DF	Prepared	Analyzed	CAS No.	Qual
4500S2D Sulfide Water	Analytical Method: SM 4500-S2D-2011 Pace Analytical Services - Asheville								
Sulfide	ND	mg/L	0.10	0.050	1		08/03/22 03:38	18496-25-8	
300.0 IC Anions 28 Days	Analytical Method: EPA 300.0 Rev 2.1 1993 Pace Analytical Services - Asheville								
Chloride	**33.9**	mg/L	1.0	0.60	1		08/06/22 19:52	16887-00-6	
Fluoride	**0.14**	mg/L	0.10	0.050	1		08/06/22 19:52	16984-48-8	
Sulfate	**50.1**	mg/L	1.0	0.50	1		08/06/22 19:52	14808-79-8	

This report shall not be reproduced, except in full,
without the written consent of Pace Analytical Services, LLC.

Pace Analytical Services, LLC
110 Technology Parkway
Peachtree Corners, GA 30092
(770)734-4200

ANALYTICAL RESULTS

Project: BOWEN AP-1-Revised Report
Pace Project No.: 92617392

Sample: FB-3 **Lab ID: 92617392032** Collected: 07/28/22 15:30 Received: 08/01/22 10:54 Matrix: Water

Parameters	Results	Units	Report Limit	MDL	DF	Prepared	Analyzed	CAS No.	Qual
6010D ATL ICP	Analytical Method: EPA 6010D Preparation Method: EPA 3010A								
	Pace Analytical Services - Peachtree Corners, GA								
Iron	ND	mg/L	0.040	0.025	1	08/02/22 13:44	08/02/22 20:06	7439-89-6	
Manganese	ND	mg/L	0.040	0.0043	1	08/02/22 13:44	08/02/22 20:06	7439-96-5	
Potassium	ND	mg/L	0.20	0.15	1	08/02/22 13:44	08/02/22 20:06	7440-09-7	
Sodium	ND	mg/L	1.0	0.58	1	08/02/22 13:44	08/02/22 20:06	7440-23-5	
Calcium	ND	mg/L	1.0	0.12	1	08/02/22 13:44	08/02/22 20:06	7440-70-2	
Magnesium	ND	mg/L	0.050	0.012	1	08/02/22 13:44	08/02/22 20:06	7439-95-4	
6020 MET ICPMS	Analytical Method: EPA 6020B Preparation Method: EPA 3005A								
	Pace Analytical Services - Peachtree Corners, GA								
Antimony	ND	mg/L	0.0030	0.00078	1	08/03/22 13:55	08/04/22 15:23	7440-36-0	
Arsenic	ND	mg/L	0.0050	0.0022	1	08/03/22 13:55	08/04/22 15:23	7440-38-2	
Barium	**0.0019J**	mg/L	0.0050	0.00067	1	08/03/22 13:55	08/04/22 15:23	7440-39-3	
Beryllium	ND	mg/L	0.00050	0.000054	1	08/03/22 13:55	08/04/22 15:23	7440-41-7	
Boron	**0.015J**	mg/L	0.040	0.0086	1	08/03/22 13:55	08/04/22 15:23	7440-42-8	
Cadmium	ND	mg/L	0.00050	0.00011	1	08/03/22 13:55	08/04/22 15:23	7440-43-9	
Chromium	ND	mg/L	0.0050	0.0011	1	08/03/22 13:55	08/04/22 15:23	7440-47-3	
Cobalt	ND	mg/L	0.0050	0.00039	1	08/03/22 13:55	08/04/22 15:23	7440-48-4	
Lead	ND	mg/L	0.0010	0.00089	1	08/03/22 13:55	08/04/22 15:23	7439-92-1	
Lithium	ND	mg/L	0.030	0.00073	1	08/03/22 13:55	08/04/22 15:23	7439-93-2	
Molybdenum	ND	mg/L	0.010	0.00074	1	08/03/22 13:55	08/04/22 15:23	7439-98-7	
Selenium	ND	mg/L	0.0050	0.0014	1	08/03/22 13:55	08/04/22 15:23	7782-49-2	
Thallium	ND	mg/L	0.0010	0.00018	1	08/03/22 13:55	08/04/22 15:23	7440-28-0	
7470 Mercury	Analytical Method: EPA 7470A Preparation Method: EPA 7470A								
	Pace Analytical Services - Peachtree Corners, GA								
Mercury	ND	mg/L	0.00020	0.00013	1	08/04/22 15:10	08/05/22 08:36	7439-97-6	
2540C Total Dissolved Solids	Analytical Method: SM 2540C-2015								
	Pace Analytical Services - Peachtree Corners, GA								
Total Dissolved Solids	ND	mg/L	10.0	10.0	1		08/03/22 13:03		
2320B Alkalinity	Analytical Method: SM 2320B-2011								
	Pace Analytical Services - Asheville								
Alkalinity,Bicarbonate (CaCO3)	ND	mg/L	5.0	5.0	1		08/05/22 20:58		
Alkalinity,Carbonate (CaCO3)	ND	mg/L	5.0	5.0	1		08/05/22 20:58		
Alkalinity, Total as CaCO3	ND	mg/L	5.0	5.0	1		08/05/22 20:58		
4500S2D Sulfide Water	Analytical Method: SM 4500-S2D-2011								
	Pace Analytical Services - Asheville								
Sulfide	ND	mg/L	0.10	0.050	1		08/03/22 03:39	18496-25-8	
300.0 IC Anions 28 Days	Analytical Method: EPA 300.0 Rev 2.1 1993								
	Pace Analytical Services - Asheville								
Chloride	ND	mg/L	1.0	0.60	1		08/06/22 20:09	16887-00-6	M1

REPORT OF LABORATORY ANALYSIS

This report shall not be reproduced, except in full,
without the written consent of Pace Analytical Services, LLC.

Pace Analytical Services, LLC
110 Technology Parkway
Peachtree Corners, GA 30092
(770)734-4200

ANALYTICAL RESULTS

Project: BOWEN AP-1-Revised Report
Pace Project No.: 92617392

Sample: FB-3 **Lab ID: 92617392032** Collected: 07/28/22 15:30 Received: 08/01/22 10:54 Matrix: Water

Parameters	Results	Units	Report Limit	MDL	DF	Prepared	Analyzed	CAS No.	Qual
300.0 IC Anions 28 Days	Analytical Method: EPA 300.0 Rev 2.1 1993 Pace Analytical Services - Asheville								
Fluoride	ND	mg/L	0.10	0.050	1		08/06/22 20:09	16984-48-8	M1
Sulfate	ND	mg/L	1.0	0.50	1		08/06/22 20:09	14808-79-8	M1

This report shall not be reproduced, except in full,
without the written consent of Pace Analytical Services, LLC.

Pace Analytical Services, LLC
110 Technology Parkway
Peachtree Corners, GA 30092
(770)734-4200

ANALYTICAL RESULTS

Project: BOWEN AP-1-Revised Report
Pace Project No.: 92617392

Sample: DUP-3 **Lab ID: 92617392033** Collected: 07/28/22 00:00 Received: 08/01/22 10:54 Matrix: Water

Parameters	Results	Units	Report Limit	MDL	DF	Prepared	Analyzed	CAS No.	Qual
6010D ATL ICP	Analytical Method: EPA 6010D Preparation Method: EPA 3010A								
	Pace Analytical Services - Peachtree Corners, GA								
Iron	**1.6**	mg/L	0.040	0.025	1	08/02/22 13:44	08/02/22 20:11	7439-89-6	
Manganese	**0.17**	mg/L	0.040	0.0043	1	08/02/22 13:44	08/02/22 20:11	7439-96-5	
Potassium	**1.5**	mg/L	0.20	0.15	1	08/02/22 13:44	08/02/22 20:11	7440-09-7	
Sodium	**8.1**	mg/L	1.0	0.58	1	08/02/22 13:44	08/02/22 20:11	7440-23-5	
Calcium	**75.3**	mg/L	1.0	0.12	1	08/02/22 13:44	08/02/22 20:11	7440-70-2	
Magnesium	**36.4**	mg/L	0.050	0.012	1	08/02/22 13:44	08/02/22 20:11	7439-95-4	
6020 MET ICPMS	Analytical Method: EPA 6020B Preparation Method: EPA 3005A								
	Pace Analytical Services - Peachtree Corners, GA								
Antimony	**0.0023J**	mg/L	0.0030	0.00078	1	08/03/22 13:55	08/04/22 15:29	7440-36-0	
Arsenic	**0.0053**	mg/L	0.0050	0.0022	1	08/03/22 13:55	08/04/22 15:29	7440-38-2	
Barium	**0.039**	mg/L	0.0050	0.00067	1	08/03/22 13:55	08/04/22 15:29	7440-39-3	
Beryllium	ND	mg/L	0.00050	0.000054	1	08/03/22 13:55	08/04/22 15:29	7440-41-7	
Boron	**0.68**	mg/L	0.040	0.0086	1	08/03/22 13:55	08/04/22 15:29	7440-42-8	
Cadmium	ND	mg/L	0.00050	0.00011	1	08/03/22 13:55	08/04/22 15:29	7440-43-9	
Chromium	ND	mg/L	0.0050	0.0011	1	08/03/22 13:55	08/04/22 15:29	7440-47-3	
Cobalt	ND	mg/L	0.0050	0.00039	1	08/03/22 13:55	08/04/22 15:29	7440-48-4	
Lead	ND	mg/L	0.0010	0.00089	1	08/03/22 13:55	08/04/22 15:29	7439-92-1	
Lithium	ND	mg/L	0.030	0.00073	1	08/03/22 13:55	08/04/22 15:29	7439-93-2	
Molybdenum	ND	mg/L	0.010	0.00074	1	08/03/22 13:55	08/04/22 15:29	7439-98-7	
Selenium	ND	mg/L	0.0050	0.0014	1	08/03/22 13:55	08/04/22 15:29	7782-49-2	
Thallium	ND	mg/L	0.0010	0.00018	1	08/03/22 13:55	08/04/22 15:29	7440-28-0	
7470 Mercury	Analytical Method: EPA 7470A Preparation Method: EPA 7470A								
	Pace Analytical Services - Peachtree Corners, GA								
Mercury	ND	mg/L	0.00020	0.00013	1	08/04/22 15:10	08/05/22 08:39	7439-97-6	
2540C Total Dissolved Solids	Analytical Method: SM 2540C-2015								
	Pace Analytical Services - Peachtree Corners, GA								
Total Dissolved Solids	**430**	mg/L	10.0	10.0	1		08/03/22 13:06		
2320B Alkalinity	Analytical Method: SM 2320B-2011								
	Pace Analytical Services - Asheville								
Alkalinity,Bicarbonate (CaCO3)	**182**	mg/L	5.0	5.0	1		08/05/22 21:02		
Alkalinity,Carbonate (CaCO3)	ND	mg/L	5.0	5.0	1		08/05/22 21:02		
Alkalinity, Total as CaCO3	**182**	mg/L	5.0	5.0	1		08/05/22 21:02		
4500S2D Sulfide Water	Analytical Method: SM 4500-S2D-2011								
	Pace Analytical Services - Asheville								
Sulfide	ND	mg/L	0.10	0.050	1		08/03/22 03:39	18496-25-8	
300.0 IC Anions 28 Days	Analytical Method: EPA 300.0 Rev 2.1 1993								
	Pace Analytical Services - Asheville								
Chloride	**32.6**	mg/L	1.0	0.60	1		08/06/22 21:00	16887-00-6	

REPORT OF LABORATORY ANALYSIS

This report shall not be reproduced, except in full,
without the written consent of Pace Analytical Services, LLC.

Pace Analytical Services, LLC
110 Technology Parkway
Peachtree Corners, GA 30092
(770)734-4200

ANALYTICAL RESULTS

Project: BOWEN AP-1-Revised Report
Pace Project No.: 92617392

Sample: DUP-3 **Lab ID: 92617392033** Collected: 07/28/22 00:00 Received: 08/01/22 10:54 Matrix: Water

Parameters	Results	Units	Report Limit	MDL	DF	Prepared	Analyzed	CAS No.	Qual
300.0 IC Anions 28 Days	Analytical Method: EPA 300.0 Rev 2.1 1993 Pace Analytical Services - Asheville								
Fluoride	ND	mg/L	0.10	0.050	1		08/06/22 21:00	16984-48-8	
Sulfate	**130**	mg/L	2.0	1.0	2		08/07/22 23:13	14808-79-8	

This report shall not be reproduced, except in full,
without the written consent of Pace Analytical Services, LLC.

Pace Analytical Services, LLC
110 Technology Parkway
Peachtree Corners, GA 30092
(770)734-4200

ANALYTICAL RESULTS

Project: BOWEN AP-1-Revised Report
Pace Project No.: 92617392

Sample: BGWC-32 **Lab ID: 92617392034** Collected: 07/29/22 10:46 Received: 08/01/22 10:54 Matrix: Water

Parameters	Results	Units	Report Limit	MDL	DF	Prepared	Analyzed	CAS No.	Qual
Field Data	Analytical Method: Pace Analytical Services - Charlotte								
Performed by	**Customer**				1		08/01/22 17:41		
pH	**7.15**	Std. Units			1		08/01/22 17:41		
6010D ATL ICP	Analytical Method: EPA 6010D Preparation Method: EPA 3010A Pace Analytical Services - Peachtree Corners, GA								
Iron	ND	mg/L	0.040	0.025	1	08/02/22 13:44	08/02/22 20:16	7439-89-6	
Manganese	**0.18**	mg/L	0.040	0.0043	1	08/02/22 13:44	08/02/22 20:16	7439-96-5	
Potassium	**4.2**	mg/L	0.20	0.15	1	08/02/22 13:44	08/02/22 20:16	7440-09-7	
Sodium	**17.8**	mg/L	1.0	0.58	1	08/02/22 13:44	08/02/22 20:16	7440-23-5	
Calcium	**226**	mg/L	1.0	0.12	1	08/02/22 13:44	08/02/22 20:16	7440-70-2	
Magnesium	**64.9**	mg/L	0.050	0.012	1	08/02/22 13:44	08/02/22 20:16	7439-95-4	
6020 MET ICPMS	Analytical Method: EPA 6020B Preparation Method: EPA 3005A Pace Analytical Services - Peachtree Corners, GA								
Antimony	ND	mg/L	0.0030	0.00078	1	08/03/22 13:55	08/04/22 15:35	7440-36-0	
Arsenic	ND	mg/L	0.0050	0.0022	1	08/03/22 13:55	08/04/22 15:35	7440-38-2	
Barium	**0.090**	mg/L	0.0050	0.00067	1	08/03/22 13:55	08/04/22 15:35	7440-39-3	
Beryllium	ND	mg/L	0.00050	0.000054	1	08/03/22 13:55	08/04/22 15:35	7440-41-7	
Boron	**3.8**	mg/L	0.040	0.0086	1	08/03/22 13:55	08/04/22 15:35	7440-42-8	
Cadmium	ND	mg/L	0.00050	0.00011	1	08/03/22 13:55	08/04/22 15:35	7440-43-9	
Chromium	ND	mg/L	0.0050	0.0011	1	08/03/22 13:55	08/04/22 15:35	7440-47-3	
Cobalt	**0.0022J**	mg/L	0.0050	0.00039	1	08/03/22 13:55	08/04/22 15:35	7440-48-4	
Lead	ND	mg/L	0.0010	0.00089	1	08/03/22 13:55	08/04/22 15:35	7439-92-1	
Lithium	ND	mg/L	0.030	0.00073	1	08/03/22 13:55	08/04/22 15:35	7439-93-2	
Molybdenum	**0.0036J**	mg/L	0.010	0.00074	1	08/03/22 13:55	08/04/22 15:35	7439-98-7	
Selenium	ND	mg/L	0.0050	0.0014	1	08/03/22 13:55	08/04/22 15:35	7782-49-2	
Thallium	ND	mg/L	0.0010	0.00018	1	08/03/22 13:55	08/04/22 15:35	7440-28-0	
7470 Mercury	Analytical Method: EPA 7470A Preparation Method: EPA 7470A Pace Analytical Services - Peachtree Corners, GA								
Mercury	ND	mg/L	0.00020	0.00013	1	08/04/22 15:10	08/05/22 08:46	7439-97-6	
2540C Total Dissolved Solids	Analytical Method: SM 2540C-2015 Pace Analytical Services - Peachtree Corners, GA								
Total Dissolved Solids	**1260**	mg/L	50.0	50.0	1		08/03/22 13:06		
2320B Alkalinity	Analytical Method: SM 2320B-2011 Pace Analytical Services - Asheville								
Alkalinity,Bicarbonate (CaCO3)	**167**	mg/L	5.0	5.0	1		08/08/22 14:03		
Alkalinity,Carbonate (CaCO3)	ND	mg/L	5.0	5.0	1		08/08/22 14:03		
Alkalinity, Total as CaCO3	**167**	mg/L	5.0	5.0	1		08/08/22 14:03		

This report shall not be reproduced, except in full,
without the written consent of Pace Analytical Services, LLC.

Pace Analytical Services, LLC
110 Technology Parkway
Peachtree Corners, GA 30092
(770)734-4200

ANALYTICAL RESULTS

Project: BOWEN AP-1-Revised Report
Pace Project No.: 92617392

Sample: BGWC-32 **Lab ID: 92617392034** Collected: 07/29/22 10:46 Received: 08/01/22 10:54 Matrix: Water

Parameters	Results	Units	Report Limit	MDL	DF	Prepared	Analyzed	CAS No.	Qual
4500S2D Sulfide Water	Analytical Method: SM 4500-S2D-2011 Pace Analytical Services - Asheville								
Sulfide	ND	mg/L	0.10	0.050	1		08/03/22 03:49	18496-25-8	
300.0 IC Anions 28 Days	Analytical Method: EPA 300.0 Rev 2.1 1993 Pace Analytical Services - Asheville								
Chloride	**292**	mg/L	4.0	2.4	4		08/07/22 23:30	16887-00-6	
Fluoride	**0.16**	mg/L	0.10	0.050	1		08/06/22 21:17	16984-48-8	
Sulfate	**298**	mg/L	4.0	2.0	4		08/07/22 23:30	14808-79-8	

This report shall not be reproduced, except in full,
without the written consent of Pace Analytical Services, LLC.

Pace Analytical Services, LLC
110 Technology Parkway
Peachtree Corners, GA 30092
(770)734-4200

ANALYTICAL RESULTS

Project: BOWEN AP-1-Revised Report
Pace Project No.: 92617392

Sample: BGWC-36D **Lab ID: 92617392035** Collected: 07/29/22 10:00 Received: 08/01/22 10:54 Matrix: Water

Parameters	Results	Units	Report Limit	MDL	DF	Prepared	Analyzed	CAS No.	Qual
Field Data	Analytical Method: Pace Analytical Services - Charlotte								
Performed by	**Customer**				1		08/01/22 17:41		
pH	**7.19**	Std. Units			1		08/01/22 17:41		
6010D ATL ICP	Analytical Method: EPA 6010D Preparation Method: EPA 3010A Pace Analytical Services - Peachtree Corners, GA								
Iron	ND	mg/L	0.040	0.025	1	08/02/22 13:44	08/02/22 20:21	7439-89-6	
Manganese	**0.0051J**	mg/L	0.040	0.0043	1	08/02/22 13:44	08/02/22 20:21	7439-96-5	
Potassium	**3.5**	mg/L	0.20	0.15	1	08/02/22 13:44	08/02/22 20:21	7440-09-7	
Sodium	**13.9**	mg/L	1.0	0.58	1	08/02/22 13:44	08/02/22 20:21	7440-23-5	
Calcium	**156**	mg/L	1.0	0.12	1	08/02/22 13:44	08/02/22 20:21	7440-70-2	
Magnesium	**51.9**	mg/L	0.050	0.012	1	08/02/22 13:44	08/02/22 20:21	7439-95-4	
6020 MET ICPMS	Analytical Method: EPA 6020B Preparation Method: EPA 3005A Pace Analytical Services - Peachtree Corners, GA								
Antimony	ND	mg/L	0.0030	0.00078	1	08/03/22 13:55	08/04/22 15:41	7440-36-0	
Arsenic	ND	mg/L	0.0050	0.0022	1	08/03/22 13:55	08/04/22 15:41	7440-38-2	
Barium	**0.062**	mg/L	0.0050	0.00067	1	08/03/22 13:55	08/04/22 15:41	7440-39-3	
Beryllium	ND	mg/L	0.00050	0.000054	1	08/03/22 13:55	08/04/22 15:41	7440-41-7	
Boron	**4.6**	mg/L	0.040	0.0086	1	08/03/22 13:55	08/04/22 15:41	7440-42-8	
Cadmium	ND	mg/L	0.00050	0.00011	1	08/03/22 13:55	08/04/22 15:41	7440-43-9	
Chromium	ND	mg/L	0.0050	0.0011	1	08/03/22 13:55	08/04/22 15:41	7440-47-3	
Cobalt	ND	mg/L	0.0050	0.00039	1	08/03/22 13:55	08/04/22 15:41	7440-48-4	
Lead	ND	mg/L	0.0010	0.00089	1	08/03/22 13:55	08/04/22 15:41	7439-92-1	
Lithium	**0.0012J**	mg/L	0.030	0.00073	1	08/03/22 13:55	08/04/22 15:41	7439-93-2	
Molybdenum	**0.0095J**	mg/L	0.010	0.00074	1	08/03/22 13:55	08/04/22 15:41	7439-98-7	
Selenium	**0.011**	mg/L	0.0050	0.0014	1	08/03/22 13:55	08/04/22 15:41	7782-49-2	
Thallium	**0.00018J**	mg/L	0.0010	0.00018	1	08/03/22 13:55	08/04/22 15:41	7440-28-0	
7470 Mercury	Analytical Method: EPA 7470A Preparation Method: EPA 7470A Pace Analytical Services - Peachtree Corners, GA								
Mercury	ND	mg/L	0.00020	0.00013	1	08/04/22 15:10	08/05/22 08:49	7439-97-6	
2540C Total Dissolved Solids	Analytical Method: SM 2540C-2015 Pace Analytical Services - Peachtree Corners, GA								
Total Dissolved Solids	**846**	mg/L	20.0	20.0	1		08/03/22 13:06		
2320B Alkalinity	Analytical Method: SM 2320B-2011 Pace Analytical Services - Asheville								
Alkalinity,Bicarbonate (CaCO3)	**117**	mg/L	5.0	5.0	1		08/08/22 14:14		
Alkalinity,Carbonate (CaCO3)	ND	mg/L	5.0	5.0	1		08/08/22 14:14		
Alkalinity, Total as CaCO3	**117**	mg/L	5.0	5.0	1		08/08/22 14:14		

This report shall not be reproduced, except in full,
without the written consent of Pace Analytical Services, LLC.

Pace Analytical Services, LLC
110 Technology Parkway
Peachtree Corners, GA 30092
(770)734-4200

ANALYTICAL RESULTS

Project: BOWEN AP-1-Revised Report
Pace Project No.: 92617392

Sample: BGWC-36D **Lab ID: 92617392035** Collected: 07/29/22 10:00 Received: 08/01/22 10:54 Matrix: Water

Parameters	Results	Units	Report Limit	MDL	DF	Prepared	Analyzed	CAS No.	Qual
4500S2D Sulfide Water	Analytical Method: SM 4500-S2D-2011 Pace Analytical Services - Asheville								
Sulfide	ND	mg/L	0.10	0.050	1		08/03/22 03:50	18496-25-8	
300.0 IC Anions 28 Days	Analytical Method: EPA 300.0 Rev 2.1 1993 Pace Analytical Services - Asheville								
Chloride	**283**	mg/L	4.0	2.4	4		08/08/22 00:21	16887-00-6	
Fluoride	**0.14**	mg/L	0.10	0.050	1		08/06/22 21:34	16984-48-8	
Sulfate	**138**	mg/L	4.0	2.0	4		08/08/22 00:21	14808-79-8	

This report shall not be reproduced, except in full,
without the written consent of Pace Analytical Services, LLC.

Pace Analytical Services, LLC
110 Technology Parkway
Peachtree Corners, GA 30092
(770)734-4200

ANALYTICAL RESULTS

Project: BOWEN AP-1-Revised Report
Pace Project No.: 92617392

Sample: BGWC-41D **Lab ID: 92617392036** Collected: 07/29/22 09:49 Received: 08/01/22 10:54 Matrix: Water

Parameters	Results	Units	Report Limit	MDL	DF	Prepared	Analyzed	CAS No.	Qual
Field Data	Analytical Method: Pace Analytical Services - Charlotte								
Performed by	**Customer**				1		08/01/22 17:41		
pH	**7.07**	Std. Units			1		08/01/22 17:41		
6010D ATL ICP	Analytical Method: EPA 6010D Preparation Method: EPA 3010A Pace Analytical Services - Peachtree Corners, GA								
Iron	**0.95**	mg/L	0.040	0.025	1	08/02/22 13:44	08/02/22 20:30	7439-89-6	
Manganese	**0.042**	mg/L	0.040	0.0043	1	08/02/22 13:44	08/02/22 20:30	7439-96-5	
Potassium	**1.4**	mg/L	0.20	0.15	1	08/02/22 13:44	08/02/22 20:30	7440-09-7	
Sodium	**32.6**	mg/L	1.0	0.58	1	08/02/22 13:44	08/02/22 20:30	7440-23-5	
Calcium	**202**	mg/L	1.0	0.12	1	08/02/22 13:44	08/02/22 20:30	7440-70-2	
Magnesium	**95.1**	mg/L	0.050	0.012	1	08/02/22 13:44	08/02/22 20:30	7439-95-4	
6020 MET ICPMS	Analytical Method: EPA 6020B Preparation Method: EPA 3005A Pace Analytical Services - Peachtree Corners, GA								
Antimony	ND	mg/L	0.0030	0.00078	1	08/03/22 13:55	08/04/22 16:26	7440-36-0	
Arsenic	**0.0034J**	mg/L	0.0050	0.0022	1	08/03/22 13:55	08/04/22 16:26	7440-38-2	
Barium	**0.060**	mg/L	0.0050	0.00067	1	08/03/22 13:55	08/04/22 16:26	7440-39-3	
Beryllium	ND	mg/L	0.00050	0.000054	1	08/03/22 13:55	08/04/22 16:26	7440-41-7	
Boron	**1.3**	mg/L	0.040	0.0086	1	08/03/22 13:55	08/04/22 16:26	7440-42-8	
Cadmium	ND	mg/L	0.00050	0.00011	1	08/03/22 13:55	08/04/22 16:26	7440-43-9	
Chromium	ND	mg/L	0.0050	0.0011	1	08/03/22 13:55	08/04/22 16:26	7440-47-3	
Cobalt	**0.00040J**	mg/L	0.0050	0.00039	1	08/03/22 13:55	08/04/22 16:26	7440-48-4	
Lead	ND	mg/L	0.0010	0.00089	1	08/03/22 13:55	08/04/22 16:26	7439-92-1	
Lithium	**0.0018J**	mg/L	0.030	0.00073	1	08/03/22 13:55	08/04/22 16:26	7439-93-2	
Molybdenum	**0.0080J**	mg/L	0.010	0.00074	1	08/03/22 13:55	08/04/22 16:26	7439-98-7	
Selenium	ND	mg/L	0.0050	0.0014	1	08/03/22 13:55	08/04/22 16:26	7782-49-2	
Thallium	ND	mg/L	0.0010	0.00018	1	08/03/22 13:55	08/04/22 16:26	7440-28-0	
7470 Mercury	Analytical Method: EPA 7470A Preparation Method: EPA 7470A Pace Analytical Services - Peachtree Corners, GA								
Mercury	ND	mg/L	0.00020	0.00013	1	08/04/22 15:10	08/05/22 08:52	7439-97-6	
2540C Total Dissolved Solids	Analytical Method: SM 2540C-2015 Pace Analytical Services - Peachtree Corners, GA								
Total Dissolved Solids	**1180**	mg/L	50.0	50.0	1		08/03/22 13:06		
2320B Alkalinity	Analytical Method: SM 2320B-2011 Pace Analytical Services - Asheville								
Alkalinity,Bicarbonate (CaCO3)	**111**	mg/L	5.0	5.0	1		08/08/22 14:23		
Alkalinity,Carbonate (CaCO3)	ND	mg/L	5.0	5.0	1		08/08/22 14:23		
Alkalinity, Total as CaCO3	**111**	mg/L	5.0	5.0	1		08/08/22 14:23		

This report shall not be reproduced, except in full,
without the written consent of Pace Analytical Services, LLC.

Pace Analytical Services, LLC
110 Technology Parkway
Peachtree Corners, GA 30092
(770)734-4200

ANALYTICAL RESULTS

Project: BOWEN AP-1-Revised Report
Pace Project No.: 92617392

Sample: BGWC-41D **Lab ID: 92617392036** Collected: 07/29/22 09:49 Received: 08/01/22 10:54 Matrix: Water

Parameters	Results	Units	Report Limit	MDL	DF	Prepared	Analyzed	CAS No.	Qual
4500S2D Sulfide Water	Analytical Method: SM 4500-S2D-2011 Pace Analytical Services - Asheville								
Sulfide	ND	mg/L	0.10	0.050	1		08/03/22 03:50	18496-25-8	
300.0 IC Anions 28 Days	Analytical Method: EPA 300.0 Rev 2.1 1993 Pace Analytical Services - Asheville								
Chloride	**381**	mg/L	5.0	3.0	5		08/08/22 00:38	16887-00-6	
Fluoride	**0.10**	mg/L	0.10	0.050	1		08/06/22 21:51	16984-48-8	
Sulfate	**343**	mg/L	5.0	2.5	5		08/08/22 00:38	14808-79-8	

This report shall not be reproduced, except in full,
without the written consent of Pace Analytical Services, LLC.

Pace Analytical Services, LLC
110 Technology Parkway
Peachtree Corners, GA 30092
(770)734-4200

ANALYTICAL RESULTS

Project: BOWEN AP-1-Revised Report
Pace Project No.: 92617392

Sample: FB-4 **Lab ID: 92617392037** Collected: 07/29/22 10:45 Received: 08/01/22 10:54 Matrix: Water

Parameters	Results	Units	Report Limit	MDL	DF	Prepared	Analyzed	CAS No.	Qual
6010D ATL ICP	Analytical Method: EPA 6010D Preparation Method: EPA 3010A								
	Pace Analytical Services - Peachtree Corners, GA								
Iron	ND	mg/L	0.040	0.025	1	08/02/22 13:44	08/02/22 20:35	7439-89-6	
Manganese	ND	mg/L	0.040	0.0043	1	08/02/22 13:44	08/02/22 20:35	7439-96-5	
Potassium	ND	mg/L	0.20	0.15	1	08/02/22 13:44	08/02/22 20:35	7440-09-7	
Sodium	ND	mg/L	1.0	0.58	1	08/02/22 13:44	08/02/22 20:35	7440-23-5	
Calcium	ND	mg/L	1.0	0.12	1	08/02/22 13:44	08/02/22 20:35	7440-70-2	
Magnesium	ND	mg/L	0.050	0.012	1	08/02/22 13:44	08/02/22 20:35	7439-95-4	
6020 MET ICPMS	Analytical Method: EPA 6020B Preparation Method: EPA 3005A								
	Pace Analytical Services - Peachtree Corners, GA								
Antimony	ND	mg/L	0.0030	0.00078	1	08/03/22 13:55	08/04/22 16:32	7440-36-0	
Arsenic	ND	mg/L	0.0050	0.0022	1	08/03/22 13:55	08/04/22 16:32	7440-38-2	
Barium	**0.0020J**	mg/L	0.0050	0.00067	1	08/03/22 13:55	08/04/22 16:32	7440-39-3	
Beryllium	ND	mg/L	0.00050	0.000054	1	08/03/22 13:55	08/04/22 16:32	7440-41-7	
Boron	**0.0088J**	mg/L	0.040	0.0086	1	08/03/22 13:55	08/04/22 16:32	7440-42-8	
Cadmium	ND	mg/L	0.00050	0.00011	1	08/03/22 13:55	08/04/22 16:32	7440-43-9	
Chromium	ND	mg/L	0.0050	0.0011	1	08/03/22 13:55	08/04/22 16:32	7440-47-3	
Cobalt	ND	mg/L	0.0050	0.00039	1	08/03/22 13:55	08/04/22 16:32	7440-48-4	
Lead	ND	mg/L	0.0010	0.00089	1	08/03/22 13:55	08/04/22 16:32	7439-92-1	
Lithium	ND	mg/L	0.030	0.00073	1	08/03/22 13:55	08/04/22 16:32	7439-93-2	
Molybdenum	ND	mg/L	0.010	0.00074	1	08/03/22 13:55	08/04/22 16:32	7439-98-7	
Selenium	ND	mg/L	0.0050	0.0014	1	08/03/22 13:55	08/04/22 16:32	7782-49-2	
Thallium	ND	mg/L	0.0010	0.00018	1	08/03/22 13:55	08/04/22 16:32	7440-28-0	
7470 Mercury	Analytical Method: EPA 7470A Preparation Method: EPA 7470A								
	Pace Analytical Services - Peachtree Corners, GA								
Mercury	ND	mg/L	0.00020	0.00013	1	08/04/22 15:10	08/05/22 08:54	7439-97-6	
2540C Total Dissolved Solids	Analytical Method: SM 2540C-2015								
	Pace Analytical Services - Peachtree Corners, GA								
Total Dissolved Solids	ND	mg/L	10.0	10.0	1		08/03/22 13:06		
2320B Alkalinity	Analytical Method: SM 2320B-2011								
	Pace Analytical Services - Asheville								
Alkalinity,Bicarbonate (CaCO3)	ND	mg/L	5.0	5.0	1		08/08/22 14:32		
Alkalinity,Carbonate (CaCO3)	ND	mg/L	5.0	5.0	1		08/08/22 14:32		
Alkalinity, Total as CaCO3	ND	mg/L	5.0	5.0	1		08/08/22 14:32		
4500S2D Sulfide Water	Analytical Method: SM 4500-S2D-2011								
	Pace Analytical Services - Asheville								
Sulfide	ND	mg/L	0.10	0.050	1		08/03/22 03:51	18496-25-8	
300.0 IC Anions 28 Days	Analytical Method: EPA 300.0 Rev 2.1 1993								
	Pace Analytical Services - Asheville								
Chloride	ND	mg/L	1.0	0.60	1		08/06/22 22:42	16887-00-6	

This report shall not be reproduced, except in full,
without the written consent of Pace Analytical Services, LLC.

Pace Analytical Services, LLC
110 Technology Parkway
Peachtree Corners, GA 30092
(770)734-4200

ANALYTICAL RESULTS

Project: BOWEN AP-1-Revised Report
Pace Project No.: 92617392

Sample: FB-4 **Lab ID: 92617392037** Collected: 07/29/22 10:45 Received: 08/01/22 10:54 Matrix: Water

Parameters	Results	Units	Report Limit	MDL	DF	Prepared	Analyzed	CAS No.	Qual
300.0 IC Anions 28 Days	Analytical Method: EPA 300.0 Rev 2.1 1993 Pace Analytical Services - Asheville								
Fluoride	ND	mg/L	0.10	0.050	1		08/06/22 22:42	16984-48-8	
Sulfate	ND	mg/L	1.0	0.50	1		08/06/22 22:42	14808-79-8	

This report shall not be reproduced, except in full,
without the written consent of Pace Analytical Services, LLC.

Pace Analytical Services, LLC
110 Technology Parkway
Peachtree Corners, GA 30092
(770)734-4200

ANALYTICAL RESULTS

Project: BOWEN AP-1-Revised Report
Pace Project No.: 92617392

Sample: BGWA-33 **Lab ID: 92617392038** Collected: 08/03/22 09:22 Received: 08/04/22 10:00 Matrix: Water

Parameters	Results	Units	Report Limit	MDL	DF	Prepared	Analyzed	CAS No.	Qual
Field Data	Analytical Method: Pace Analytical Services - Charlotte								
Performed by	**CUSTOMER**				1		08/05/22 12:51		
pH	**6.89**	Std. Units			1		08/05/22 12:51		
6010D ATL ICP	Analytical Method: EPA 6010D Preparation Method: EPA 3010A Pace Analytical Services - Peachtree Corners, GA								
Iron	**0.42**	mg/L	0.040	0.025	1	08/09/22 11:41	08/09/22 16:45	7439-89-6	
Manganese	**0.092**	mg/L	0.040	0.0043	1	08/09/22 11:41	08/09/22 16:45	7439-96-5	
Potassium	**3.3**	mg/L	0.20	0.15	1	08/09/22 11:41	08/09/22 16:45	7440-09-7	M1
Sodium	**4.6**	mg/L	1.0	0.58	1	08/09/22 11:41	08/09/22 16:45	7440-23-5	M1
Calcium	**69.4**	mg/L	1.0	0.12	1	08/09/22 11:41	08/09/22 16:45	7440-70-2	M1
Magnesium	**30.5**	mg/L	0.050	0.012	1	08/09/22 11:41	08/09/22 16:45	7439-95-4	M1
6020 MET ICPMS	Analytical Method: EPA 6020B Preparation Method: EPA 3005A Pace Analytical Services - Peachtree Corners, GA								
Antimony	ND	mg/L	0.0030	0.00078	1	08/09/22 14:18	08/10/22 16:45	7440-36-0	
Arsenic	**0.0043J**	mg/L	0.0050	0.0022	1	08/09/22 14:18	08/10/22 16:45	7440-38-2	
Barium	**0.061**	mg/L	0.0050	0.00067	1	08/09/22 14:18	08/10/22 16:45	7440-39-3	
Beryllium	ND	mg/L	0.00050	0.000054	1	08/09/22 14:18	08/10/22 16:45	7440-41-7	
Boron	**0.015J**	mg/L	0.040	0.0086	1	08/09/22 14:18	08/10/22 16:45	7440-42-8	
Cadmium	ND	mg/L	0.00050	0.00011	1	08/09/22 14:18	08/10/22 16:45	7440-43-9	
Chromium	ND	mg/L	0.0050	0.0011	1	08/09/22 14:18	08/10/22 16:45	7440-47-3	
Cobalt	ND	mg/L	0.0050	0.00039	1	08/09/22 14:18	08/10/22 16:45	7440-48-4	
Lead	ND	mg/L	0.0010	0.00089	1	08/09/22 14:18	08/10/22 16:45	7439-92-1	
Lithium	ND	mg/L	0.030	0.00073	1	08/09/22 14:18	08/10/22 16:45	7439-93-2	
Molybdenum	**0.0094J**	mg/L	0.010	0.00074	1	08/09/22 14:18	08/10/22 16:45	7439-98-7	
Selenium	ND	mg/L	0.0050	0.0014	1	08/09/22 14:18	08/10/22 16:45	7782-49-2	
Thallium	ND	mg/L	0.0010	0.00018	1	08/09/22 14:18	08/10/22 16:45	7440-28-0	
7470 Mercury	Analytical Method: EPA 7470A Preparation Method: EPA 7470A Pace Analytical Services - Peachtree Corners, GA								
Mercury	ND	mg/L	0.00020	0.00013	1	08/09/22 10:30	08/09/22 13:50	7439-97-6	
2540C Total Dissolved Solids	Analytical Method: SM 2540C-2015 Pace Analytical Services - Peachtree Corners, GA								
Total Dissolved Solids	**287**	mg/L	10.0	10.0	1		08/08/22 09:08		
2320B Alkalinity	Analytical Method: SM 2320B-2011 Pace Analytical Services - Asheville								
Alkalinity,Bicarbonate (CaCO3)	**295**	mg/L	5.0	5.0	1		08/16/22 19:34		
Alkalinity,Carbonate (CaCO3)	ND	mg/L	5.0	5.0	1		08/16/22 19:34		
Alkalinity, Total as CaCO3	**295**	mg/L	5.0	5.0	1		08/16/22 19:34		

This report shall not be reproduced, except in full,
without the written consent of Pace Analytical Services, LLC.

Pace Analytical Services, LLC
110 Technology Parkway
Peachtree Corners, GA 30092
(770)734-4200

ANALYTICAL RESULTS

Project: BOWEN AP-1-Revised Report
Pace Project No.: 92617392

Sample: BGWA-33 **Lab ID: 92617392038** Collected: 08/03/22 09:22 Received: 08/04/22 10:00 Matrix: Water

Parameters	Results	Units	Report Limit	MDL	DF	Prepared	Analyzed	CAS No.	Qual
4500S2D Sulfide Water	Analytical Method: SM 4500-S2D-2011 Pace Analytical Services - Asheville								
Sulfide	**0.071J**	mg/L	0.10	0.050	1		08/06/22 03:46	18496-25-8	
300.0 IC Anions 28 Days	Analytical Method: EPA 300.0 Rev 2.1 1993 Pace Analytical Services - Asheville								
Chloride	**3.4**	mg/L	1.0	0.60	1		08/12/22 02:59	16887-00-6	
Fluoride	**0.079J**	mg/L	0.10	0.050	1		08/12/22 02:59	16984-48-8	
Sulfate	**4.6**	mg/L	1.0	0.50	1		08/12/22 02:59	14808-79-8	

This report shall not be reproduced, except in full,
without the written consent of Pace Analytical Services, LLC.

Pace Analytical Services, LLC
110 Technology Parkway
Peachtree Corners, GA 30092
(770)734-4200

ANALYTICAL RESULTS

Project: BOWEN AP-1-Revised Report
Pace Project No.: 92617392

Sample: FB-7 **Lab ID: 92617392039** Collected: 08/03/22 11:25 Received: 08/04/22 10:00 Matrix: Water

Parameters	Results	Units	Report Limit	MDL	DF	Prepared	Analyzed	CAS No.	Qual
6010D ATL ICP	Analytical Method: EPA 6010D Preparation Method: EPA 3010A								
	Pace Analytical Services - Peachtree Corners, GA								
Iron	ND	mg/L	0.040	0.025	1	08/09/22 11:41	08/09/22 17:04	7439-89-6	
Manganese	ND	mg/L	0.040	0.0043	1	08/09/22 11:41	08/09/22 17:04	7439-96-5	
Potassium	ND	mg/L	0.20	0.15	1	08/09/22 11:41	08/09/22 17:04	7440-09-7	
Sodium	ND	mg/L	1.0	0.58	1	08/09/22 11:41	08/09/22 17:04	7440-23-5	
Calcium	ND	mg/L	1.0	0.12	1	08/09/22 11:41	08/09/22 17:04	7440-70-2	
Magnesium	ND	mg/L	0.050	0.012	1	08/09/22 11:41	08/09/22 17:04	7439-95-4	
6020 MET ICPMS	Analytical Method: EPA 6020B Preparation Method: EPA 3005A								
	Pace Analytical Services - Peachtree Corners, GA								
Antimony	ND	mg/L	0.0030	0.00078	1	08/09/22 14:18	08/10/22 16:51	7440-36-0	
Arsenic	ND	mg/L	0.0050	0.0022	1	08/09/22 14:18	08/10/22 16:51	7440-38-2	
Barium	ND	mg/L	0.0050	0.00067	1	08/09/22 14:18	08/10/22 16:51	7440-39-3	
Beryllium	ND	mg/L	0.00050	0.000054	1	08/09/22 14:18	08/10/22 16:51	7440-41-7	
Boron	ND	mg/L	0.040	0.0086	1	08/09/22 14:18	08/10/22 16:51	7440-42-8	
Cadmium	ND	mg/L	0.00050	0.00011	1	08/09/22 14:18	08/10/22 16:51	7440-43-9	
Chromium	ND	mg/L	0.0050	0.0011	1	08/09/22 14:18	08/10/22 16:51	7440-47-3	
Cobalt	ND	mg/L	0.0050	0.00039	1	08/09/22 14:18	08/10/22 16:51	7440-48-4	
Lead	ND	mg/L	0.0010	0.00089	1	08/09/22 14:18	08/10/22 16:51	7439-92-1	
Lithium	ND	mg/L	0.030	0.00073	1	08/09/22 14:18	08/10/22 16:51	7439-93-2	
Molybdenum	ND	mg/L	0.010	0.00074	1	08/09/22 14:18	08/10/22 16:51	7439-98-7	
Selenium	ND	mg/L	0.0050	0.0014	1	08/09/22 14:18	08/10/22 16:51	7782-49-2	
Thallium	ND	mg/L	0.0010	0.00018	1	08/09/22 14:18	08/10/22 16:51	7440-28-0	
7470 Mercury	Analytical Method: EPA 7470A Preparation Method: EPA 7470A								
	Pace Analytical Services - Peachtree Corners, GA								
Mercury	ND	mg/L	0.00020	0.00013	1	08/09/22 10:30	08/09/22 14:01	7439-97-6	
2540C Total Dissolved Solids	Analytical Method: SM 2540C-2015								
	Pace Analytical Services - Peachtree Corners, GA								
Total Dissolved Solids	ND	mg/L	10.0	10.0	1		08/08/22 09:08		
2320B Alkalinity	Analytical Method: SM 2320B-2011								
	Pace Analytical Services - Asheville								
Alkalinity,Bicarbonate (CaCO3)	ND	mg/L	5.0	5.0	1		08/16/22 20:00		
Alkalinity,Carbonate (CaCO3)	ND	mg/L	5.0	5.0	1		08/16/22 20:00		
Alkalinity, Total as CaCO3	ND	mg/L	5.0	5.0	1		08/16/22 20:00		
4500S2D Sulfide Water	Analytical Method: SM 4500-S2D-2011								
	Pace Analytical Services - Asheville								
Sulfide	ND	mg/L	0.10	0.050	1		08/06/22 03:46	18496-25-8	
300.0 IC Anions 28 Days	Analytical Method: EPA 300.0 Rev 2.1 1993								
	Pace Analytical Services - Asheville								
Chloride	ND	mg/L	1.0	0.60	1		08/12/22 03:14	16887-00-6	M1

This report shall not be reproduced, except in full,
without the written consent of Pace Analytical Services, LLC.

Pace Analytical Services, LLC
110 Technology Parkway
Peachtree Corners, GA 30092
(770)734-4200

ANALYTICAL RESULTS

Project: BOWEN AP-1-Revised Report
Pace Project No.: 92617392

Sample: FB-7 **Lab ID: 92617392039** Collected: 08/03/22 11:25 Received: 08/04/22 10:00 Matrix: Water

Parameters	Results	Units	Report Limit	MDL	DF	Prepared	Analyzed	CAS No.	Qual
300.0 IC Anions 28 Days	Analytical Method: EPA 300.0 Rev 2.1 1993 Pace Analytical Services - Asheville								
Fluoride	ND	mg/L	0.10	0.050	1		08/12/22 03:14	16984-48-8	M1
Sulfate	ND	mg/L	1.0	0.50	1		08/12/22 03:14	14808-79-8	M1

This report shall not be reproduced, except in full,
without the written consent of Pace Analytical Services, LLC.

Pace Analytical Services, LLC
110 Technology Parkway
Peachtree Corners, GA 30092
(770)734-4200

ANALYTICAL RESULTS

Project: BOWEN AP-1-Revised Report
Pace Project No.: 92617392

Sample: EB-3 **Lab ID: 92617392040** Collected: 08/03/22 11:30 Received: 08/04/22 10:00 Matrix: Water

Parameters	Results	Units	Report Limit	MDL	DF	Prepared	Analyzed	CAS No.	Qual
6010D ATL ICP	Analytical Method: EPA 6010D Preparation Method: EPA 3010A								
	Pace Analytical Services - Peachtree Corners, GA								
Iron	ND	mg/L	0.040	0.025	1	08/09/22 11:41	08/09/22 17:09	7439-89-6	
Manganese	ND	mg/L	0.040	0.0043	1	08/09/22 11:41	08/09/22 17:09	7439-96-5	
Potassium	ND	mg/L	0.20	0.15	1	08/09/22 11:41	08/09/22 17:09	7440-09-7	
Sodium	ND	mg/L	1.0	0.58	1	08/09/22 11:41	08/09/22 17:09	7440-23-5	
Calcium	ND	mg/L	1.0	0.12	1	08/09/22 11:41	08/09/22 17:09	7440-70-2	
Magnesium	ND	mg/L	0.050	0.012	1	08/09/22 11:41	08/09/22 17:09	7439-95-4	
6020 MET ICPMS	Analytical Method: EPA 6020B Preparation Method: EPA 3005A								
	Pace Analytical Services - Peachtree Corners, GA								
Antimony	ND	mg/L	0.0030	0.00078	1	08/09/22 14:18	08/10/22 16:57	7440-36-0	
Arsenic	ND	mg/L	0.0050	0.0022	1	08/09/22 14:18	08/10/22 16:57	7440-38-2	
Barium	ND	mg/L	0.0050	0.00067	1	08/09/22 14:18	08/10/22 16:57	7440-39-3	
Beryllium	ND	mg/L	0.00050	0.000054	1	08/09/22 14:18	08/10/22 16:57	7440-41-7	
Boron	ND	mg/L	0.040	0.0086	1	08/09/22 14:18	08/10/22 16:57	7440-42-8	
Cadmium	ND	mg/L	0.00050	0.00011	1	08/09/22 14:18	08/10/22 16:57	7440-43-9	
Chromium	ND	mg/L	0.0050	0.0011	1	08/09/22 14:18	08/10/22 16:57	7440-47-3	
Cobalt	ND	mg/L	0.0050	0.00039	1	08/09/22 14:18	08/10/22 16:57	7440-48-4	
Lead	ND	mg/L	0.0010	0.00089	1	08/09/22 14:18	08/10/22 16:57	7439-92-1	
Lithium	ND	mg/L	0.030	0.00073	1	08/09/22 14:18	08/10/22 16:57	7439-93-2	
Molybdenum	ND	mg/L	0.010	0.00074	1	08/09/22 14:18	08/10/22 16:57	7439-98-7	
Selenium	ND	mg/L	0.0050	0.0014	1	08/09/22 14:18	08/10/22 16:57	7782-49-2	
Thallium	ND	mg/L	0.0010	0.00018	1	08/09/22 14:18	08/10/22 16:57	7440-28-0	
7470 Mercury	Analytical Method: EPA 7470A Preparation Method: EPA 7470A								
	Pace Analytical Services - Peachtree Corners, GA								
Mercury	ND	mg/L	0.00020	0.00013	1	08/09/22 10:30	08/09/22 14:09	7439-97-6	
2540C Total Dissolved Solids	Analytical Method: SM 2540C-2015								
	Pace Analytical Services - Peachtree Corners, GA								
Total Dissolved Solids	ND	mg/L	10.0	10.0	1		08/08/22 09:08		
2320B Alkalinity	Analytical Method: SM 2320B-2011								
	Pace Analytical Services - Asheville								
Alkalinity,Bicarbonate (CaCO3)	ND	mg/L	5.0	5.0	1		08/16/22 20:15		
Alkalinity,Carbonate (CaCO3)	ND	mg/L	5.0	5.0	1		08/16/22 20:15		
Alkalinity, Total as CaCO3	ND	mg/L	5.0	5.0	1		08/16/22 20:15		
4500S2D Sulfide Water	Analytical Method: SM 4500-S2D-2011								
	Pace Analytical Services - Asheville								
Sulfide	ND	mg/L	0.10	0.050	1		08/06/22 03:47	18496-25-8	
300.0 IC Anions 28 Days	Analytical Method: EPA 300.0 Rev 2.1 1993								
	Pace Analytical Services - Asheville								
Chloride	ND	mg/L	1.0	0.60	1		08/12/22 04:00	16887-00-6	

This report shall not be reproduced, except in full,
without the written consent of Pace Analytical Services, LLC.

Pace Analytical Services, LLC
110 Technology Parkway
Peachtree Corners, GA 30092
(770)734-4200

ANALYTICAL RESULTS

Project: BOWEN AP-1-Revised Report
Pace Project No.: 92617392

Sample: EB-3 **Lab ID: 92617392040** Collected: 08/03/22 11:30 Received: 08/04/22 10:00 Matrix: Water

Parameters	Results	Units	Report Limit	MDL	DF	Prepared	Analyzed	CAS No.	Qual
300.0 IC Anions 28 Days	Analytical Method: EPA 300.0 Rev 2.1 1993 Pace Analytical Services - Asheville								
Fluoride	ND	mg/L	0.10	0.050	1		08/12/22 04:00	16984-48-8	
Sulfate	ND	mg/L	1.0	0.50	1		08/12/22 04:00	14808-79-8	

This report shall not be reproduced, except in full,
without the written consent of Pace Analytical Services, LLC.

Pace Analytical Services, LLC
110 Technology Parkway
Peachtree Corners, GA 30092
(770)734-4200

ANALYTICAL RESULTS

Project: BOWEN AP-1-Revised Report
Pace Project No.: 92617392

Sample: BGWC-22 **Lab ID: 92617392041** Collected: 08/02/22 12:35 Received: 08/04/22 10:00 Matrix: Water

Parameters	Results	Units	Report Limit	MDL	DF	Prepared	Analyzed	CAS No.	Qual
Field Data	Analytical Method: Pace Analytical Services - Charlotte								
Performed by	**CUSTOMER**				1		08/05/22 12:52		
pH	**6.73**	Std. Units			1		08/05/22 12:52		
6010D ATL ICP	Analytical Method: EPA 6010D Preparation Method: EPA 3010A Pace Analytical Services - Peachtree Corners, GA								
Iron	**0.26**	mg/L	0.040	0.025	1	08/09/22 11:41	08/09/22 17:13	7439-89-6	
Manganese	**7.6**	mg/L	0.040	0.0043	1	08/09/22 11:41	08/09/22 17:13	7439-96-5	
Potassium	**17.3**	mg/L	0.20	0.15	1	08/09/22 11:41	08/09/22 17:13	7440-09-7	
Sodium	**48.3**	mg/L	1.0	0.58	1	08/09/22 11:41	08/09/22 17:13	7440-23-5	
Magnesium	**115**	mg/L	0.050	0.012	1	08/09/22 11:41	08/09/22 17:13	7439-95-4	
Calcium	**717**	mg/L	5.0	0.61	5	08/09/22 11:41	08/10/22 12:27	7440-70-2	
6020 MET ICPMS	Analytical Method: EPA 6020B Preparation Method: EPA 3005A Pace Analytical Services - Peachtree Corners, GA								
Antimony	ND	mg/L	0.0030	0.00078	1	08/09/22 14:18	08/10/22 17:03	7440-36-0	
Arsenic	**0.0033J**	mg/L	0.0050	0.0022	1	08/09/22 14:18	08/10/22 17:03	7440-38-2	
Barium	**0.074**	mg/L	0.0050	0.00067	1	08/09/22 14:18	08/10/22 17:03	7440-39-3	
Beryllium	**0.00012J**	mg/L	0.00050	0.000054	1	08/09/22 14:18	08/10/22 17:03	7440-41-7	
Boron	**21.5**	mg/L	2.0	0.43	50	08/09/22 14:18	08/11/22 13:26	7440-42-8	M1
Cadmium	**0.00012J**	mg/L	0.00050	0.00011	1	08/09/22 14:18	08/10/22 17:03	7440-43-9	
Chromium	ND	mg/L	0.0050	0.0011	1	08/09/22 14:18	08/10/22 17:03	7440-47-3	
Cobalt	**0.034**	mg/L	0.0050	0.00039	1	08/09/22 14:18	08/10/22 17:03	7440-48-4	
Lead	ND	mg/L	0.0010	0.00089	1	08/09/22 14:18	08/10/22 17:03	7439-92-1	
Lithium	**0.030J**	mg/L	0.030	0.00073	1	08/09/22 14:18	08/10/22 17:03	7439-93-2	
Molybdenum	**0.040**	mg/L	0.010	0.00074	1	08/09/22 14:18	08/10/22 17:03	7439-98-7	
Selenium	ND	mg/L	0.0050	0.0014	1	08/09/22 14:18	08/10/22 17:03	7782-49-2	
Thallium	**0.00098J**	mg/L	0.0010	0.00018	1	08/09/22 14:18	08/10/22 17:03	7440-28-0	
7470 Mercury	Analytical Method: EPA 7470A Preparation Method: EPA 7470A Pace Analytical Services - Peachtree Corners, GA								
Mercury	ND	mg/L	0.00020	0.00013	1	08/09/22 10:30	08/09/22 14:11	7439-97-6	
2540C Total Dissolved Solids	Analytical Method: SM 2540C-2015 Pace Analytical Services - Peachtree Corners, GA								
Total Dissolved Solids	**3440**	mg/L	100	100	1		08/08/22 09:04		
2320B Alkalinity	Analytical Method: SM 2320B-2011 Pace Analytical Services - Asheville								
Alkalinity,Bicarbonate (CaCO3)	**64.6**	mg/L	5.0	5.0	1		08/10/22 16:25		
Alkalinity,Carbonate (CaCO3)	ND	mg/L	5.0	5.0	1		08/10/22 16:25		
Alkalinity, Total as CaCO3	**64.6**	mg/L	5.0	5.0	1		08/10/22 16:25		

This report shall not be reproduced, except in full,
without the written consent of Pace Analytical Services, LLC.

Pace Analytical Services, LLC
110 Technology Parkway
Peachtree Corners, GA 30092
(770)734-4200

ANALYTICAL RESULTS

Project: BOWEN AP-1-Revised Report
Pace Project No.: 92617392

Sample: BGWC-22 **Lab ID: 92617392041** Collected: 08/02/22 12:35 Received: 08/04/22 10:00 Matrix: Water

Parameters	Results	Units	Report Limit	MDL	DF	Prepared	Analyzed	CAS No.	Qual
4500S2D Sulfide Water	Analytical Method: SM 4500-S2D-2011 Pace Analytical Services - Asheville								
Sulfide	ND	mg/L	0.10	0.050	1		08/06/22 03:34	18496-25-8	
300.0 IC Anions 28 Days	Analytical Method: EPA 300.0 Rev 2.1 1993 Pace Analytical Services - Asheville								
Chloride	**828**	mg/L	20.0	12.0	20		08/12/22 19:06	16887-00-6	
Fluoride	**0.19**	mg/L	0.10	0.050	1		08/12/22 04:16	16984-48-8	
Sulfate	**762**	mg/L	20.0	10.0	20		08/12/22 19:06	14808-79-8	

This report shall not be reproduced, except in full,
without the written consent of Pace Analytical Services, LLC.

Pace Analytical Services, LLC
110 Technology Parkway
Peachtree Corners, GA 30092
(770)734-4200

ANALYTICAL RESULTS

Project: BOWEN AP-1-Revised Report
Pace Project No.: 92617392

Sample: BGWC-24 **Lab ID: 92617392042** Collected: 08/02/22 10:45 Received: 08/04/22 10:00 Matrix: Water

Parameters	Results	Units	Report Limit	MDL	DF	Prepared	Analyzed	CAS No.	Qual
Field Data	Analytical Method: Pace Analytical Services - Charlotte								
Performed by	**CUSTOMER**				1		08/05/22 12:52		
pH	**6.73**	Std. Units			1		08/05/22 12:52		
6010D ATL ICP	Analytical Method: EPA 6010D Preparation Method: EPA 3010A Pace Analytical Services - Peachtree Corners, GA								
Iron	ND	mg/L	0.040	0.025	1	08/09/22 11:41	08/09/22 17:18	7439-89-6	
Manganese	**0.0081J**	mg/L	0.040	0.0043	1	08/09/22 11:41	08/09/22 17:18	7439-96-5	
Potassium	**5.3**	mg/L	0.20	0.15	1	08/09/22 11:41	08/09/22 17:18	7440-09-7	
Sodium	**3.0**	mg/L	1.0	0.58	1	08/09/22 11:41	08/09/22 17:18	7440-23-5	
Calcium	**90.0**	mg/L	1.0	0.12	1	08/09/22 11:41	08/09/22 17:18	7440-70-2	
Magnesium	**7.7**	mg/L	0.050	0.012	1	08/09/22 11:41	08/09/22 17:18	7439-95-4	
6020 MET ICPMS	Analytical Method: EPA 6020B Preparation Method: EPA 3005A Pace Analytical Services - Peachtree Corners, GA								
Antimony	**0.015**	mg/L	0.0030	0.00078	1	08/09/22 14:18	08/10/22 17:27	7440-36-0	
Arsenic	ND	mg/L	0.0050	0.0022	1	08/09/22 14:18	08/10/22 17:27	7440-38-2	
Barium	**0.022**	mg/L	0.0050	0.00067	1	08/09/22 14:18	08/10/22 17:27	7440-39-3	
Beryllium	ND	mg/L	0.00050	0.000054	1	08/09/22 14:18	08/10/22 17:27	7440-41-7	
Boron	**0.52**	mg/L	0.040	0.0086	1	08/09/22 14:18	08/11/22 13:44	7440-42-8	
Cadmium	**0.00026J**	mg/L	0.00050	0.00011	1	08/09/22 14:18	08/10/22 17:27	7440-43-9	
Chromium	ND	mg/L	0.0050	0.0011	1	08/09/22 14:18	08/10/22 17:27	7440-47-3	
Cobalt	ND	mg/L	0.0050	0.00039	1	08/09/22 14:18	08/10/22 17:27	7440-48-4	
Lead	ND	mg/L	0.0010	0.00089	1	08/09/22 14:18	08/10/22 17:27	7439-92-1	
Lithium	ND	mg/L	0.030	0.00073	1	08/09/22 14:18	08/10/22 17:27	7439-93-2	
Molybdenum	**0.0027J**	mg/L	0.010	0.00074	1	08/09/22 14:18	08/10/22 17:27	7439-98-7	
Selenium	**0.0027J**	mg/L	0.0050	0.0014	1	08/09/22 14:18	08/10/22 17:27	7782-49-2	
Thallium	ND	mg/L	0.0010	0.00018	1	08/09/22 14:18	08/10/22 17:27	7440-28-0	
7470 Mercury	Analytical Method: EPA 7470A Preparation Method: EPA 7470A Pace Analytical Services - Peachtree Corners, GA								
Mercury	ND	mg/L	0.00020	0.00013	1	08/09/22 10:30	08/09/22 14:14	7439-97-6	
2540C Total Dissolved Solids	Analytical Method: SM 2540C-2015 Pace Analytical Services - Peachtree Corners, GA								
Total Dissolved Solids	**334**	mg/L	10.0	10.0	1		08/08/22 09:04		
2320B Alkalinity	Analytical Method: SM 2320B-2011 Pace Analytical Services - Asheville								
Alkalinity,Bicarbonate (CaCO3)	**157**	mg/L	5.0	5.0	1		08/10/22 16:32		
Alkalinity,Carbonate (CaCO3)	ND	mg/L	5.0	5.0	1		08/10/22 16:32		
Alkalinity, Total as CaCO3	**157**	mg/L	5.0	5.0	1		08/10/22 16:32		

This report shall not be reproduced, except in full,
without the written consent of Pace Analytical Services, LLC.

Pace Analytical Services, LLC
110 Technology Parkway
Peachtree Corners, GA 30092
(770)734-4200

ANALYTICAL RESULTS

Project: BOWEN AP-1-Revised Report
Pace Project No.: 92617392

Sample: BGWC-24 **Lab ID: 92617392042** Collected: 08/02/22 10:45 Received: 08/04/22 10:00 Matrix: Water

Parameters	Results	Units	Report Limit	MDL	DF	Prepared	Analyzed	CAS No.	Qual
4500S2D Sulfide Water	Analytical Method: SM 4500-S2D-2011 Pace Analytical Services - Asheville								
Sulfide	ND	mg/L	0.10	0.050	1		08/06/22 03:34	18496-25-8	
300.0 IC Anions 28 Days	Analytical Method: EPA 300.0 Rev 2.1 1993 Pace Analytical Services - Asheville								
Chloride	**17.1**	mg/L	1.0	0.60	1		08/12/22 04:31	16887-00-6	
Fluoride	**0.097J**	mg/L	0.10	0.050	1		08/12/22 04:31	16984-48-8	
Sulfate	**52.8**	mg/L	1.0	0.50	1		08/12/22 04:31	14808-79-8	

This report shall not be reproduced, except in full,
without the written consent of Pace Analytical Services, LLC.

Pace Analytical Services, LLC
110 Technology Parkway
Peachtree Corners, GA 30092
(770)734-4200

ANALYTICAL RESULTS

Project: BOWEN AP-1-Revised Report
Pace Project No.: 92617392

Sample: BGWC-38D **Lab ID: 92617392043** Collected: 08/02/22 10:05 Received: 08/04/22 10:00 Matrix: Water

Parameters	Results	Units	Report Limit	MDL	DF	Prepared	Analyzed	CAS No.	Qual
Field Data	Analytical Method: Pace Analytical Services - Charlotte								
Performed by	**CUSTOMER**				1		08/05/22 12:52		
pH	**6.17**	Std. Units			1		08/05/22 12:52		
6010D ATL ICP	Analytical Method: EPA 6010D Preparation Method: EPA 3010A Pace Analytical Services - Peachtree Corners, GA								
Iron	**0.53**	mg/L	0.040	0.025	1	08/09/22 11:41	08/09/22 17:32	7439-89-6	
Manganese	**0.83**	mg/L	0.040	0.0043	1	08/09/22 11:41	08/09/22 17:32	7439-96-5	
Potassium	**3.2**	mg/L	0.20	0.15	1	08/09/22 11:41	08/09/22 17:32	7440-09-7	
Sodium	**12.5**	mg/L	1.0	0.58	1	08/09/22 11:41	08/09/22 17:32	7440-23-5	
Calcium	**186**	mg/L	1.0	0.12	1	08/09/22 11:41	08/09/22 17:32	7440-70-2	
Magnesium	**45.8**	mg/L	0.050	0.012	1	08/09/22 11:41	08/09/22 17:32	7439-95-4	
6020 MET ICPMS	Analytical Method: EPA 6020B Preparation Method: EPA 3005A Pace Analytical Services - Peachtree Corners, GA								
Antimony	**0.0015J**	mg/L	0.0030	0.00078	1	08/09/22 14:18	08/11/22 14:04	7440-36-0	
Arsenic	**0.0025J**	mg/L	0.0050	0.0022	1	08/09/22 14:18	08/11/22 14:04	7440-38-2	
Barium	**0.12**	mg/L	0.0050	0.00067	1	08/09/22 14:18	08/11/22 14:04	7440-39-3	
Beryllium	**0.000054J**	mg/L	0.00050	0.000054	1	08/09/22 14:18	08/11/22 14:04	7440-41-7	
Boron	**7.1**	mg/L	0.040	0.0086	1	08/09/22 14:18	08/11/22 14:04	7440-42-8	
Cadmium	ND	mg/L	0.00050	0.00011	1	08/09/22 14:18	08/11/22 14:04	7440-43-9	
Chromium	ND	mg/L	0.0050	0.0011	1	08/09/22 14:18	08/11/22 14:04	7440-47-3	
Cobalt	**0.0019J**	mg/L	0.0050	0.00039	1	08/09/22 14:18	08/11/22 14:04	7440-48-4	
Lead	ND	mg/L	0.0010	0.00089	1	08/09/22 14:18	08/11/22 14:04	7439-92-1	
Lithium	**0.0090J**	mg/L	0.030	0.00073	1	08/09/22 14:18	08/11/22 14:04	7439-93-2	
Molybdenum	**0.093**	mg/L	0.010	0.00074	1	08/09/22 14:18	08/11/22 14:04	7439-98-7	
Selenium	ND	mg/L	0.0050	0.0014	1	08/09/22 14:18	08/11/22 14:04	7782-49-2	
Thallium	ND	mg/L	0.0010	0.00018	1	08/09/22 14:18	08/11/22 14:04	7440-28-0	
7470 Mercury	Analytical Method: EPA 7470A Preparation Method: EPA 7470A Pace Analytical Services - Peachtree Corners, GA								
Mercury	**0.00028**	mg/L	0.00020	0.00013	1	08/09/22 10:30	08/09/22 14:16	7439-97-6	
2540C Total Dissolved Solids	Analytical Method: SM 2540C-2015 Pace Analytical Services - Peachtree Corners, GA								
Total Dissolved Solids	**1060**	mg/L	20.0	20.0	1		08/08/22 09:06		
2320B Alkalinity	Analytical Method: SM 2320B-2011 Pace Analytical Services - Asheville								
Alkalinity,Bicarbonate (CaCO3)	**76.6**	mg/L	5.0	5.0	1		08/10/22 16:43		
Alkalinity,Carbonate (CaCO3)	ND	mg/L	5.0	5.0	1		08/10/22 16:43		
Alkalinity, Total as CaCO3	**76.6**	mg/L	5.0	5.0	1		08/10/22 16:43		

This report shall not be reproduced, except in full,
without the written consent of Pace Analytical Services, LLC.

Pace Analytical Services, LLC
110 Technology Parkway
Peachtree Corners, GA 30092
(770)734-4200

ANALYTICAL RESULTS

Project: BOWEN AP-1-Revised Report
Pace Project No.: 92617392

Sample: BGWC-38D **Lab ID: 92617392043** Collected: 08/02/22 10:05 Received: 08/04/22 10:00 Matrix: Water

Parameters	Results	Units	Report Limit	MDL	DF	Prepared	Analyzed	CAS No.	Qual
4500S2D Sulfide Water	Analytical Method: SM 4500-S2D-2011 Pace Analytical Services - Asheville								
Sulfide	ND	mg/L	0.10	0.050	1		08/06/22 03:35	18496-25-8	
300.0 IC Anions 28 Days	Analytical Method: EPA 300.0 Rev 2.1 1993 Pace Analytical Services - Asheville								
Chloride	**244**	mg/L	6.0	3.6	6		08/12/22 19:21	16887-00-6	
Fluoride	**0.46**	mg/L	0.10	0.050	1		08/12/22 05:33	16984-48-8	
Sulfate	**140**	mg/L	6.0	3.0	6		08/12/22 19:21	14808-79-8	

This report shall not be reproduced, except in full,
without the written consent of Pace Analytical Services, LLC.

Pace Analytical Services, LLC
110 Technology Parkway
Peachtree Corners, GA 30092
(770)734-4200

ANALYTICAL RESULTS

Project: BOWEN AP-1-Revised Report
Pace Project No.: 92617392

Sample: BGWC-39 **Lab ID: 92617392044** Collected: 08/02/22 09:30 Received: 08/04/22 10:00 Matrix: Water

Parameters	Results	Units	Report Limit	MDL	DF	Prepared	Analyzed	CAS No.	Qual
Field Data	Analytical Method: Pace Analytical Services - Charlotte								
Performed by	**CUSTOMER**				1		08/05/22 12:52		
pH	**6.42**	Std. Units			1		08/05/22 12:52		
6010D ATL ICP	Analytical Method: EPA 6010D Preparation Method: EPA 3010A Pace Analytical Services - Peachtree Corners, GA								
Calcium	**488**	mg/L	5.0	0.61	5	08/09/22 11:41	08/10/22 12:32	7440-70-2	
Iron	ND	mg/L	0.040	0.025	1	08/09/22 11:41	08/09/22 17:37	7439-89-6	
Manganese	**0.012J**	mg/L	0.040	0.0043	1	08/09/22 11:41	08/09/22 17:37	7439-96-5	
Potassium	**10.9**	mg/L	0.20	0.15	1	08/09/22 11:41	08/09/22 17:37	7440-09-7	
Sodium	**32.5**	mg/L	1.0	0.58	1	08/09/22 11:41	08/09/22 17:37	7440-23-5	
Magnesium	**85.7**	mg/L	0.050	0.012	1	08/09/22 11:41	08/09/22 17:37	7439-95-4	
6020 MET ICPMS	Analytical Method: EPA 6020B Preparation Method: EPA 3005A Pace Analytical Services - Peachtree Corners, GA								
Antimony	ND	mg/L	0.0030	0.00078	1	08/09/22 14:18	08/11/22 14:10	7440-36-0	
Arsenic	**0.0055**	mg/L	0.0050	0.0022	1	08/09/22 14:18	08/11/22 14:10	7440-38-2	
Barium	**0.070**	mg/L	0.0050	0.00067	1	08/09/22 14:18	08/11/22 14:10	7440-39-3	
Beryllium	ND	mg/L	0.00050	0.000054	1	08/09/22 14:18	08/11/22 14:10	7440-41-7	
Boron	**10.5**	mg/L	0.40	0.086	10	08/09/22 14:18	08/11/22 18:17	7440-42-8	
Cadmium	ND	mg/L	0.00050	0.00011	1	08/09/22 14:18	08/11/22 14:10	7440-43-9	
Chromium	ND	mg/L	0.0050	0.0011	1	08/09/22 14:18	08/11/22 14:10	7440-47-3	
Cobalt	ND	mg/L	0.0050	0.00039	1	08/09/22 14:18	08/11/22 14:10	7440-48-4	
Lead	ND	mg/L	0.0010	0.00089	1	08/09/22 14:18	08/11/22 14:10	7439-92-1	
Lithium	**0.0038J**	mg/L	0.030	0.00073	1	08/09/22 14:18	08/11/22 14:10	7439-93-2	
Molybdenum	**0.0062J**	mg/L	0.010	0.00074	1	08/09/22 14:18	08/11/22 14:10	7439-98-7	
Selenium	ND	mg/L	0.0050	0.0014	1	08/09/22 14:18	08/11/22 14:10	7782-49-2	
Thallium	ND	mg/L	0.0010	0.00018	1	08/09/22 14:18	08/11/22 14:10	7440-28-0	
7470 Mercury	Analytical Method: EPA 7470A Preparation Method: EPA 7470A Pace Analytical Services - Peachtree Corners, GA								
Mercury	ND	mg/L	0.00020	0.00013	1	08/09/22 10:30	08/09/22 14:19	7439-97-6	
2540C Total Dissolved Solids	Analytical Method: SM 2540C-2015 Pace Analytical Services - Peachtree Corners, GA								
Total Dissolved Solids	**2700**	mg/L	100	100	1		08/08/22 09:06		
2320B Alkalinity	Analytical Method: SM 2320B-2011 Pace Analytical Services - Asheville								
Alkalinity,Bicarbonate (CaCO3)	**140**	mg/L	5.0	5.0	1		08/10/22 16:50		
Alkalinity,Carbonate (CaCO3)	ND	mg/L	5.0	5.0	1		08/10/22 16:50		
Alkalinity, Total as CaCO3	**140**	mg/L	5.0	5.0	1		08/10/22 16:50		

This report shall not be reproduced, except in full,
without the written consent of Pace Analytical Services, LLC.

Pace Analytical Services, LLC
110 Technology Parkway
Peachtree Corners, GA 30092
(770)734-4200

ANALYTICAL RESULTS

Project: BOWEN AP-1-Revised Report
Pace Project No.: 92617392

Sample: BGWC-39 **Lab ID: 92617392044** Collected: 08/02/22 09:30 Received: 08/04/22 10:00 Matrix: Water

Parameters	Results	Units	Report Limit	MDL	DF	Prepared	Analyzed	CAS No.	Qual
4500S2D Sulfide Water	Analytical Method: SM 4500-S2D-2011 Pace Analytical Services - Asheville								
Sulfide	ND	mg/L	0.10	0.050	1		08/06/22 03:35	18496-25-8	
300.0 IC Anions 28 Days	Analytical Method: EPA 300.0 Rev 2.1 1993 Pace Analytical Services - Asheville								
Chloride	**560**	mg/L	13.0	7.8	13		08/12/22 19:36	16887-00-6	
Fluoride	**0.12**	mg/L	0.10	0.050	1		08/12/22 05:48	16984-48-8	
Sulfate	**484**	mg/L	13.0	6.5	13		08/12/22 19:36	14808-79-8	

This report shall not be reproduced, except in full,
without the written consent of Pace Analytical Services, LLC.

Pace Analytical Services, LLC
110 Technology Parkway
Peachtree Corners, GA 30092
(770)734-4200

ANALYTICAL RESULTS

Project: BOWEN AP-1-Revised Report
Pace Project No.: 92617392

Sample: FB-6 **Lab ID: 92617392045** Collected: 08/02/22 12:25 Received: 08/04/22 10:00 Matrix: Water

Parameters	Results	Units	Report Limit	MDL	DF	Prepared	Analyzed	CAS No.	Qual
6010D ATL ICP	Analytical Method: EPA 6010D Preparation Method: EPA 3010A								
	Pace Analytical Services - Peachtree Corners, GA								
Iron	ND	mg/L	0.040	0.025	1	08/09/22 11:41	08/09/22 17:42	7439-89-6	
Manganese	ND	mg/L	0.040	0.0043	1	08/09/22 11:41	08/09/22 17:42	7439-96-5	
Potassium	ND	mg/L	0.20	0.15	1	08/09/22 11:41	08/09/22 17:42	7440-09-7	
Sodium	ND	mg/L	1.0	0.58	1	08/09/22 11:41	08/09/22 17:42	7440-23-5	
Calcium	ND	mg/L	1.0	0.12	1	08/09/22 11:41	08/09/22 17:42	7440-70-2	
Magnesium	ND	mg/L	0.050	0.012	1	08/09/22 11:41	08/09/22 17:42	7439-95-4	
6020 MET ICPMS	Analytical Method: EPA 6020B Preparation Method: EPA 3005A								
	Pace Analytical Services - Peachtree Corners, GA								
Antimony	ND	mg/L	0.0030	0.00078	1	08/09/22 14:18	08/11/22 14:16	7440-36-0	
Arsenic	ND	mg/L	0.0050	0.0022	1	08/09/22 14:18	08/11/22 14:16	7440-38-2	
Barium	ND	mg/L	0.0050	0.00067	1	08/09/22 14:18	08/11/22 14:16	7440-39-3	
Beryllium	ND	mg/L	0.00050	0.000054	1	08/09/22 14:18	08/11/22 14:16	7440-41-7	
Boron	ND	mg/L	0.040	0.0086	1	08/09/22 14:18	08/11/22 18:23	7440-42-8	
Cadmium	ND	mg/L	0.00050	0.00011	1	08/09/22 14:18	08/11/22 14:16	7440-43-9	
Chromium	ND	mg/L	0.0050	0.0011	1	08/09/22 14:18	08/11/22 14:16	7440-47-3	
Cobalt	ND	mg/L	0.0050	0.00039	1	08/09/22 14:18	08/11/22 14:16	7440-48-4	
Lead	ND	mg/L	0.0010	0.00089	1	08/09/22 14:18	08/11/22 14:16	7439-92-1	
Lithium	ND	mg/L	0.030	0.00073	1	08/09/22 14:18	08/11/22 14:16	7439-93-2	
Molybdenum	ND	mg/L	0.010	0.00074	1	08/09/22 14:18	08/11/22 14:16	7439-98-7	
Selenium	ND	mg/L	0.0050	0.0014	1	08/09/22 14:18	08/11/22 14:16	7782-49-2	
Thallium	ND	mg/L	0.0010	0.00018	1	08/09/22 14:18	08/11/22 14:16	7440-28-0	
7470 Mercury	Analytical Method: EPA 7470A Preparation Method: EPA 7470A								
	Pace Analytical Services - Peachtree Corners, GA								
Mercury	ND	mg/L	0.00020	0.00013	1	08/09/22 10:30	08/09/22 14:22	7439-97-6	
2540C Total Dissolved Solids	Analytical Method: SM 2540C-2015								
	Pace Analytical Services - Peachtree Corners, GA								
Total Dissolved Solids	ND	mg/L	10.0	10.0	1		08/08/22 09:06		
2320B Alkalinity	Analytical Method: SM 2320B-2011								
	Pace Analytical Services - Asheville								
Alkalinity,Bicarbonate (CaCO3)	ND	mg/L	5.0	5.0	1		08/10/22 17:01		
Alkalinity,Carbonate (CaCO3)	ND	mg/L	5.0	5.0	1		08/10/22 17:01		
Alkalinity, Total as CaCO3	ND	mg/L	5.0	5.0	1		08/10/22 17:01		
4500S2D Sulfide Water	Analytical Method: SM 4500-S2D-2011								
	Pace Analytical Services - Asheville								
Sulfide	ND	mg/L	0.10	0.050	1		08/06/22 03:36	18496-25-8	
300.0 IC Anions 28 Days	Analytical Method: EPA 300.0 Rev 2.1 1993								
	Pace Analytical Services - Asheville								
Chloride	ND	mg/L	1.0	0.60	1		08/12/22 06:04	16887-00-6	

This report shall not be reproduced, except in full,
without the written consent of Pace Analytical Services, LLC.

Pace Analytical Services, LLC
110 Technology Parkway
Peachtree Corners, GA 30092
(770)734-4200

ANALYTICAL RESULTS

Project: BOWEN AP-1-Revised Report
Pace Project No.: 92617392

Sample: FB-6 **Lab ID: 92617392045** Collected: 08/02/22 12:25 Received: 08/04/22 10:00 Matrix: Water

Parameters	Results	Units	Report Limit	MDL	DF	Prepared	Analyzed	CAS No.	Qual
300.0 IC Anions 28 Days	Analytical Method: EPA 300.0 Rev 2.1 1993 Pace Analytical Services - Asheville								
Fluoride	ND	mg/L	0.10	0.050	1		08/12/22 06:04	16984-48-8	
Sulfate	ND	mg/L	1.0	0.50	1		08/12/22 06:04	14808-79-8	

This report shall not be reproduced, except in full,
without the written consent of Pace Analytical Services, LLC.

Pace Analytical Services, LLC
110 Technology Parkway
Peachtree Corners, GA 30092
(770)734-4200

ANALYTICAL RESULTS

Project: BOWEN AP-1-Revised Report
Pace Project No.: 92617392

Sample: DUP-5 **Lab ID: 92617392046** Collected: 08/02/22 00:00 Received: 08/04/22 10:00 Matrix: Water

Parameters	Results	Units	Report Limit	MDL	DF	Prepared	Analyzed	CAS No.	Qual
6010D ATL ICP	Analytical Method: EPA 6010D Preparation Method: EPA 3010A								
	Pace Analytical Services - Peachtree Corners, GA								
Iron	ND	mg/L	0.040	0.025	1	08/09/22 11:41	08/09/22 17:47	7439-89-6	
Manganese	**0.032J**	mg/L	0.040	0.0043	1	08/09/22 11:41	08/09/22 17:47	7439-96-5	
Potassium	**2.6**	mg/L	0.20	0.15	1	08/09/22 11:41	08/09/22 17:47	7440-09-7	
Sodium	**20.5**	mg/L	1.0	0.58	1	08/09/22 11:41	08/09/22 17:47	7440-23-5	
Calcium	**124**	mg/L	1.0	0.12	1	08/09/22 11:41	08/09/22 17:47	7440-70-2	
Magnesium	**24.8**	mg/L	0.050	0.012	1	08/09/22 11:41	08/09/22 17:47	7439-95-4	
6020 MET ICPMS	Analytical Method: EPA 6020B Preparation Method: EPA 3005A								
	Pace Analytical Services - Peachtree Corners, GA								
Antimony	ND	mg/L	0.0030	0.00078	1	08/09/22 14:18	08/11/22 14:22	7440-36-0	
Arsenic	**0.0030J**	mg/L	0.0050	0.0022	1	08/09/22 14:18	08/11/22 14:22	7440-38-2	
Barium	**0.024**	mg/L	0.0050	0.00067	1	08/09/22 14:18	08/11/22 14:22	7440-39-3	
Beryllium	**0.000062J**	mg/L	0.00050	0.000054	1	08/09/22 14:18	08/11/22 14:22	7440-41-7	
Boron	**1.4**	mg/L	0.040	0.0086	1	08/09/22 14:18	08/11/22 14:22	7440-42-8	
Cadmium	**0.00014J**	mg/L	0.00050	0.00011	1	08/09/22 14:18	08/11/22 14:22	7440-43-9	
Chromium	ND	mg/L	0.0050	0.0011	1	08/09/22 14:18	08/11/22 14:22	7440-47-3	
Cobalt	ND	mg/L	0.0050	0.00039	1	08/09/22 14:18	08/11/22 14:22	7440-48-4	
Lead	ND	mg/L	0.0010	0.00089	1	08/09/22 14:18	08/11/22 14:22	7439-92-1	
Lithium	ND	mg/L	0.030	0.00073	1	08/09/22 14:18	08/11/22 14:22	7439-93-2	
Molybdenum	ND	mg/L	0.010	0.00074	1	08/09/22 14:18	08/11/22 14:22	7439-98-7	
Selenium	ND	mg/L	0.0050	0.0014	1	08/09/22 14:18	08/11/22 14:22	7782-49-2	
Thallium	ND	mg/L	0.0010	0.00018	1	08/09/22 14:18	08/11/22 14:22	7440-28-0	
7470 Mercury	Analytical Method: EPA 7470A Preparation Method: EPA 7470A								
	Pace Analytical Services - Peachtree Corners, GA								
Mercury	**0.00057**	mg/L	0.00020	0.00013	1	08/09/22 10:30	08/09/22 14:24	7439-97-6	
2540C Total Dissolved Solids	Analytical Method: SM 2540C-2015								
	Pace Analytical Services - Peachtree Corners, GA								
Total Dissolved Solids	**600**	mg/L	20.0	20.0	1		08/08/22 09:06		
2320B Alkalinity	Analytical Method: SM 2320B-2011								
	Pace Analytical Services - Asheville								
Alkalinity,Bicarbonate (CaCO3)	**147**	mg/L	5.0	5.0	1		08/10/22 17:05		
Alkalinity,Carbonate (CaCO3)	ND	mg/L	5.0	5.0	1		08/10/22 17:05		
Alkalinity, Total as CaCO3	**147**	mg/L	5.0	5.0	1		08/10/22 17:05		
4500S2D Sulfide Water	Analytical Method: SM 4500-S2D-2011								
	Pace Analytical Services - Asheville								
Sulfide	ND	mg/L	0.10	0.050	1		08/06/22 03:36	18496-25-8	
300.0 IC Anions 28 Days	Analytical Method: EPA 300.0 Rev 2.1 1993								
	Pace Analytical Services - Asheville								
Chloride	**18.2**	mg/L	1.0	0.60	1		08/12/22 06:19	16887-00-6	

This report shall not be reproduced, except in full,
without the written consent of Pace Analytical Services, LLC.

Pace Analytical Services, LLC
110 Technology Parkway
Peachtree Corners, GA 30092
(770)734-4200

ANALYTICAL RESULTS

Project: BOWEN AP-1-Revised Report
Pace Project No.: 92617392

Sample: DUP-5 **Lab ID: 92617392046** Collected: 08/02/22 00:00 Received: 08/04/22 10:00 Matrix: Water

Parameters	Results	Units	Report Limit	MDL	DF	Prepared	Analyzed	CAS No.	Qual
300.0 IC Anions 28 Days	Analytical Method: EPA 300.0 Rev 2.1 1993 Pace Analytical Services - Asheville								
Fluoride	**0.053J**	mg/L	0.10	0.050	1		08/12/22 06:19	16984-48-8	
Sulfate	**211**	mg/L	5.0	2.5	5		08/12/22 19:51	14808-79-8	

This report shall not be reproduced, except in full,
without the written consent of Pace Analytical Services, LLC.

Pace Analytical Services, LLC
110 Technology Parkway
Peachtree Corners, GA 30092
(770)734-4200

ANALYTICAL RESULTS

Project: BOWEN AP-1-Revised Report
Pace Project No.: 92617392

Sample: EB-2 **Lab ID: 92617392047** Collected: 08/02/22 12:30 Received: 08/04/22 10:00 Matrix: Water

Parameters	Results	Units	Report Limit	MDL	DF	Prepared	Analyzed	CAS No.	Qual
6010D ATL ICP	Analytical Method: EPA 6010D Preparation Method: EPA 3010A								
	Pace Analytical Services - Peachtree Corners, GA								
Iron	ND	mg/L	0.040	0.025	1	08/09/22 11:41	08/09/22 17:52	7439-89-6	
Manganese	ND	mg/L	0.040	0.0043	1	08/09/22 11:41	08/09/22 17:52	7439-96-5	
Potassium	ND	mg/L	0.20	0.15	1	08/09/22 11:41	08/09/22 17:52	7440-09-7	
Sodium	ND	mg/L	1.0	0.58	1	08/09/22 11:41	08/09/22 17:52	7440-23-5	
Calcium	ND	mg/L	1.0	0.12	1	08/09/22 11:41	08/09/22 17:52	7440-70-2	
Magnesium	ND	mg/L	0.050	0.012	1	08/09/22 11:41	08/09/22 17:52	7439-95-4	
6020 MET ICPMS	Analytical Method: EPA 6020B Preparation Method: EPA 3005A								
	Pace Analytical Services - Peachtree Corners, GA								
Antimony	ND	mg/L	0.0030	0.00078	1	08/09/22 14:18	08/11/22 14:28	7440-36-0	
Arsenic	ND	mg/L	0.0050	0.0022	1	08/09/22 14:18	08/11/22 14:28	7440-38-2	
Barium	ND	mg/L	0.0050	0.00067	1	08/09/22 14:18	08/11/22 14:28	7440-39-3	
Beryllium	ND	mg/L	0.00050	0.000054	1	08/09/22 14:18	08/11/22 14:28	7440-41-7	
Boron	**0.035J**	mg/L	0.040	0.0086	1	08/09/22 14:18	08/11/22 14:28	7440-42-8	
Cadmium	ND	mg/L	0.00050	0.00011	1	08/09/22 14:18	08/11/22 14:28	7440-43-9	
Chromium	ND	mg/L	0.0050	0.0011	1	08/09/22 14:18	08/11/22 14:28	7440-47-3	
Cobalt	ND	mg/L	0.0050	0.00039	1	08/09/22 14:18	08/11/22 14:28	7440-48-4	
Lead	ND	mg/L	0.0010	0.00089	1	08/09/22 14:18	08/11/22 14:28	7439-92-1	
Lithium	ND	mg/L	0.030	0.00073	1	08/09/22 14:18	08/11/22 14:28	7439-93-2	
Molybdenum	ND	mg/L	0.010	0.00074	1	08/09/22 14:18	08/11/22 14:28	7439-98-7	
Selenium	ND	mg/L	0.0050	0.0014	1	08/09/22 14:18	08/11/22 14:28	7782-49-2	
Thallium	ND	mg/L	0.0010	0.00018	1	08/09/22 14:18	08/11/22 14:28	7440-28-0	
7470 Mercury	Analytical Method: EPA 7470A Preparation Method: EPA 7470A								
	Pace Analytical Services - Peachtree Corners, GA								
Mercury	ND	mg/L	0.00020	0.00013	1	08/09/22 10:30	08/09/22 14:27	7439-97-6	
2540C Total Dissolved Solids	Analytical Method: SM 2540C-2015								
	Pace Analytical Services - Peachtree Corners, GA								
Total Dissolved Solids	ND	mg/L	10.0	10.0	1		08/08/22 09:06		
2320B Alkalinity	Analytical Method: SM 2320B-2011								
	Pace Analytical Services - Asheville								
Alkalinity,Bicarbonate (CaCO3)	ND	mg/L	5.0	5.0	1		08/10/22 17:15		
Alkalinity,Carbonate (CaCO3)	ND	mg/L	5.0	5.0	1		08/10/22 17:15		
Alkalinity, Total as CaCO3	ND	mg/L	5.0	5.0	1		08/10/22 17:15		
4500S2D Sulfide Water	Analytical Method: SM 4500-S2D-2011								
	Pace Analytical Services - Asheville								
Sulfide	ND	mg/L	0.10	0.050	1		08/06/22 03:36	18496-25-8	
300.0 IC Anions 28 Days	Analytical Method: EPA 300.0 Rev 2.1 1993								
	Pace Analytical Services - Asheville								
Chloride	ND	mg/L	1.0	0.60	1		08/12/22 06:35	16887-00-6	M1

This report shall not be reproduced, except in full,
without the written consent of Pace Analytical Services, LLC.

Pace Analytical Services, LLC
110 Technology Parkway
Peachtree Corners, GA 30092
(770)734-4200

ANALYTICAL RESULTS

Project: BOWEN AP-1-Revised Report
Pace Project No.: 92617392

Sample: EB-2 **Lab ID: 92617392047** Collected: 08/02/22 12:30 Received: 08/04/22 10:00 Matrix: Water

Parameters	Results	Units	Report Limit	MDL	DF	Prepared	Analyzed	CAS No.	Qual
300.0 IC Anions 28 Days	Analytical Method: EPA 300.0 Rev 2.1 1993 Pace Analytical Services - Asheville								
Fluoride	ND	mg/L	0.10	0.050	1		08/12/22 06:35	16984-48-8	M1
Sulfate	ND	mg/L	1.0	0.50	1		08/12/22 06:35	14808-79-8	M1

This report shall not be reproduced, except in full,
without the written consent of Pace Analytical Services, LLC.

Pace Analytical Services, LLC
110 Technology Parkway
Peachtree Corners, GA 30092
(770)734-4200

ANALYTICAL RESULTS

Project: BOWEN AP-1-Revised Report
Pace Project No.: 92617392

Sample: PZ-7 **Lab ID: 92617392048** Collected: 08/02/22 11:35 Received: 08/04/22 10:00 Matrix: Water

Parameters	Results	Units	Report Limit	MDL	DF	Prepared	Analyzed	CAS No.	Qual
Field Data	Analytical Method: Pace Analytical Services - Charlotte								
Performed by	**CUSTOMER**				1		08/05/22 12:52		
pH	**6.57**	Std. Units			1		08/05/22 12:52		
6010D ATL ICP	Analytical Method: EPA 6010D Preparation Method: EPA 3010A Pace Analytical Services - Peachtree Corners, GA								
Iron	ND	mg/L	0.040	0.025	1	08/09/22 11:41	08/09/22 17:57	7439-89-6	
Manganese	**0.033J**	mg/L	0.040	0.0043	1	08/09/22 11:41	08/09/22 17:57	7439-96-5	
Potassium	**2.7**	mg/L	0.20	0.15	1	08/09/22 11:41	08/09/22 17:57	7440-09-7	
Sodium	**20.6**	mg/L	1.0	0.58	1	08/09/22 11:41	08/09/22 17:57	7440-23-5	
Calcium	**125**	mg/L	1.0	0.12	1	08/09/22 11:41	08/09/22 17:57	7440-70-2	
Magnesium	**24.8**	mg/L	0.050	0.012	1	08/09/22 11:41	08/09/22 17:57	7439-95-4	
6020 MET ICPMS	Analytical Method: EPA 6020B Preparation Method: EPA 3005A Pace Analytical Services - Peachtree Corners, GA								
Antimony	ND	mg/L	0.0030	0.00078	1	08/09/22 14:18	08/11/22 14:34	7440-36-0	
Arsenic	**0.0034J**	mg/L	0.0050	0.0022	1	08/09/22 14:18	08/11/22 14:34	7440-38-2	
Barium	**0.026**	mg/L	0.0050	0.00067	1	08/09/22 14:18	08/11/22 14:34	7440-39-3	
Beryllium	**0.000069J**	mg/L	0.00050	0.000054	1	08/09/22 14:18	08/11/22 14:34	7440-41-7	
Boron	**1.4**	mg/L	0.040	0.0086	1	08/09/22 14:18	08/11/22 14:34	7440-42-8	
Cadmium	**0.00015J**	mg/L	0.00050	0.00011	1	08/09/22 14:18	08/11/22 14:34	7440-43-9	
Chromium	ND	mg/L	0.0050	0.0011	1	08/09/22 14:18	08/11/22 14:34	7440-47-3	
Cobalt	ND	mg/L	0.0050	0.00039	1	08/09/22 14:18	08/11/22 14:34	7440-48-4	
Lead	ND	mg/L	0.0010	0.00089	1	08/09/22 14:18	08/11/22 14:34	7439-92-1	
Lithium	ND	mg/L	0.030	0.00073	1	08/09/22 14:18	08/11/22 14:34	7439-93-2	
Molybdenum	ND	mg/L	0.010	0.00074	1	08/09/22 14:18	08/11/22 14:34	7439-98-7	
Selenium	ND	mg/L	0.0050	0.0014	1	08/09/22 14:18	08/11/22 14:34	7782-49-2	
Thallium	ND	mg/L	0.0010	0.00018	1	08/09/22 14:18	08/11/22 14:34	7440-28-0	
7470 Mercury	Analytical Method: EPA 7470A Preparation Method: EPA 7470A Pace Analytical Services - Peachtree Corners, GA								
Mercury	**0.00059**	mg/L	0.00020	0.00013	1	08/09/22 10:30	08/09/22 14:30	7439-97-6	
2540C Total Dissolved Solids	Analytical Method: SM 2540C-2015 Pace Analytical Services - Peachtree Corners, GA								
Total Dissolved Solids	**654**	mg/L	20.0	20.0	1		08/08/22 09:06		
2320B Alkalinity	Analytical Method: SM 2320B-2011 Pace Analytical Services - Asheville								
Alkalinity,Bicarbonate (CaCO3)	**157**	mg/L	5.0	5.0	1		08/09/22 22:10		
Alkalinity,Carbonate (CaCO3)	ND	mg/L	5.0	5.0	1		08/09/22 22:10		
Alkalinity, Total as CaCO3	**157**	mg/L	5.0	5.0	1		08/09/22 22:10		

This report shall not be reproduced, except in full,
without the written consent of Pace Analytical Services, LLC.

Pace Analytical Services, LLC
110 Technology Parkway
Peachtree Corners, GA 30092
(770)734-4200

ANALYTICAL RESULTS

Project: BOWEN AP-1-Revised Report
Pace Project No.: 92617392

Sample: PZ-7 **Lab ID: 92617392048** Collected: 08/02/22 11:35 Received: 08/04/22 10:00 Matrix: Water

Parameters	Results	Units	Report Limit	MDL	DF	Prepared	Analyzed	CAS No.	Qual
4500S2D Sulfide Water	Analytical Method: SM 4500-S2D-2011 Pace Analytical Services - Asheville								
Sulfide	ND	mg/L	0.10	0.050	1		08/06/22 03:37	18496-25-8	
300.0 IC Anions 28 Days	Analytical Method: EPA 300.0 Rev 2.1 1993 Pace Analytical Services - Asheville								
Chloride	**18.2**	mg/L	1.0	0.60	1		08/12/22 07:21	16887-00-6	
Fluoride	**0.055J**	mg/L	0.10	0.050	1		08/12/22 07:21	16984-48-8	
Sulfate	**219**	mg/L	5.0	2.5	5		08/12/22 20:06	14808-79-8	

This report shall not be reproduced, except in full,
without the written consent of Pace Analytical Services, LLC.

Pace Analytical Services, LLC
110 Technology Parkway
Peachtree Corners, GA 30092
(770)734-4200

ANALYTICAL RESULTS

Project: BOWEN AP-1-Revised Report
Pace Project No.: 92617392

Sample: BGWC-23 **Lab ID: 92617392049** Collected: 08/01/22 15:30 Received: 08/04/22 10:00 Matrix: Water

Parameters	Results	Units	Report Limit	MDL	DF	Prepared	Analyzed	CAS No.	Qual
Field Data	Analytical Method: Pace Analytical Services - Charlotte								
Performed by	**CUSTOMER**				1		08/05/22 12:53		
pH	**7.00**	Std. Units			1		08/05/22 12:53		
6010D ATL ICP	Analytical Method: EPA 6010D Preparation Method: EPA 3010A Pace Analytical Services - Peachtree Corners, GA								
Iron	**0.28**	mg/L	0.040	0.025	1	08/09/22 11:41	08/09/22 18:02	7439-89-6	
Manganese	**0.28**	mg/L	0.040	0.0043	1	08/09/22 11:41	08/09/22 18:02	7439-96-5	
Potassium	**10.7**	mg/L	0.20	0.15	1	08/09/22 11:41	08/09/22 18:02	7440-09-7	
Sodium	**37.7**	mg/L	1.0	0.58	1	08/09/22 11:41	08/09/22 18:02	7440-23-5	
Magnesium	**133**	mg/L	0.050	0.012	1	08/09/22 11:41	08/09/22 18:02	7439-95-4	
Calcium	**559**	mg/L	5.0	0.61	5	08/09/22 11:41	08/10/22 12:37	7440-70-2	
6020 MET ICPMS	Analytical Method: EPA 6020B Preparation Method: EPA 3005A Pace Analytical Services - Peachtree Corners, GA								
Antimony	**0.0022J**	mg/L	0.0030	0.00078	1	08/09/22 14:18	08/11/22 14:39	7440-36-0	
Arsenic	**0.0085**	mg/L	0.0050	0.0022	1	08/09/22 14:18	08/11/22 14:39	7440-38-2	
Barium	**0.099**	mg/L	0.0050	0.00067	1	08/09/22 14:18	08/11/22 14:39	7440-39-3	
Beryllium	ND	mg/L	0.00050	0.000054	1	08/09/22 14:18	08/11/22 14:39	7440-41-7	
Boron	**14.8**	mg/L	2.0	0.43	50	08/09/22 14:18	08/11/22 18:29	7440-42-8	
Cadmium	ND	mg/L	0.00050	0.00011	1	08/09/22 14:18	08/11/22 14:39	7440-43-9	
Chromium	ND	mg/L	0.0050	0.0011	1	08/09/22 14:18	08/11/22 14:39	7440-47-3	
Cobalt	ND	mg/L	0.0050	0.00039	1	08/09/22 14:18	08/11/22 14:39	7440-48-4	
Lead	ND	mg/L	0.0010	0.00089	1	08/09/22 14:18	08/11/22 14:39	7439-92-1	
Lithium	**0.029J**	mg/L	0.030	0.00073	1	08/09/22 14:18	08/11/22 14:39	7439-93-2	
Molybdenum	**0.0071J**	mg/L	0.010	0.00074	1	08/09/22 14:18	08/11/22 14:39	7439-98-7	
Selenium	ND	mg/L	0.0050	0.0014	1	08/09/22 14:18	08/11/22 14:39	7782-49-2	
Thallium	ND	mg/L	0.0010	0.00018	1	08/09/22 14:18	08/11/22 14:39	7440-28-0	
7470 Mercury	Analytical Method: EPA 7470A Preparation Method: EPA 7470A Pace Analytical Services - Peachtree Corners, GA								
Mercury	ND	mg/L	0.00020	0.00013	1	08/09/22 10:30	08/09/22 14:37	7439-97-6	
2540C Total Dissolved Solids	Analytical Method: SM 2540C-2015 Pace Analytical Services - Peachtree Corners, GA								
Total Dissolved Solids	**2780**	mg/L	100	100	1		08/08/22 09:01		
2320B Alkalinity	Analytical Method: SM 2320B-2011 Pace Analytical Services - Asheville								
Alkalinity,Bicarbonate (CaCO3)	**118**	mg/L	5.0	5.0	1		08/10/22 13:58		
Alkalinity,Carbonate (CaCO3)	ND	mg/L	5.0	5.0	1		08/10/22 13:58		
Alkalinity, Total as CaCO3	**118**	mg/L	5.0	5.0	1		08/10/22 13:58		

This report shall not be reproduced, except in full,
without the written consent of Pace Analytical Services, LLC.

Pace Analytical Services, LLC
110 Technology Parkway
Peachtree Corners, GA 30092
(770)734-4200

ANALYTICAL RESULTS

Project: BOWEN AP-1-Revised Report
Pace Project No.: 92617392

Sample: BGWC-23 **Lab ID: 92617392049** Collected: 08/01/22 15:30 Received: 08/04/22 10:00 Matrix: Water

Parameters	Results	Units	Report Limit	MDL	DF	Prepared	Analyzed	CAS No.	Qual
4500S2D Sulfide Water	Analytical Method: SM 4500-S2D-2011 Pace Analytical Services - Asheville								
Sulfide	**0.31**	mg/L	0.10	0.050	1		08/06/22 03:22	18496-25-8	
300.0 IC Anions 28 Days	Analytical Method: EPA 300.0 Rev 2.1 1993 Pace Analytical Services - Asheville								
Chloride	**794**	mg/L	19.0	11.4	19		08/12/22 20:22	16887-00-6	
Fluoride	**0.070J**	mg/L	0.10	0.050	1		08/12/22 07:36	16984-48-8	
Sulfate	**528**	mg/L	19.0	9.5	19		08/12/22 20:22	14808-79-8	

This report shall not be reproduced, except in full,
without the written consent of Pace Analytical Services, LLC.

Pace Analytical Services, LLC
110 Technology Parkway
Peachtree Corners, GA 30092
(770)734-4200

ANALYTICAL RESULTS

Project: BOWEN AP-1-Revised Report
Pace Project No.: 92617392

Sample: BGWC-30 **Lab ID: 92617392050** Collected: 08/01/22 10:20 Received: 08/04/22 10:00 Matrix: Water

Parameters	Results	Units	Report Limit	MDL	DF	Prepared	Analyzed	CAS No.	Qual
Field Data	Analytical Method: Pace Analytical Services - Charlotte								
Performed by	**CUSTOMER**				1		08/05/22 12:53		
pH	**7.21**	Std. Units			1		08/05/22 12:53		
6010D ATL ICP	Analytical Method: EPA 6010D Preparation Method: EPA 3010A Pace Analytical Services - Peachtree Corners, GA								
Iron	ND	mg/L	0.040	0.025	1	08/09/22 11:41	08/09/22 18:06	7439-89-6	
Manganese	**0.0073J**	mg/L	0.040	0.0043	1	08/09/22 11:41	08/09/22 18:06	7439-96-5	
Potassium	**3.0**	mg/L	0.20	0.15	1	08/09/22 11:41	08/09/22 18:06	7440-09-7	
Sodium	**5.6**	mg/L	1.0	0.58	1	08/09/22 11:41	08/09/22 18:06	7440-23-5	
Calcium	**111**	mg/L	1.0	0.12	1	08/09/22 11:41	08/09/22 18:06	7440-70-2	
Magnesium	**35.3**	mg/L	0.050	0.012	1	08/09/22 11:41	08/09/22 18:06	7439-95-4	
6020 MET ICPMS	Analytical Method: EPA 6020B Preparation Method: EPA 3005A Pace Analytical Services - Peachtree Corners, GA								
Antimony	ND	mg/L	0.0030	0.00078	1	08/09/22 14:18	08/11/22 14:45	7440-36-0	
Arsenic	**0.0034J**	mg/L	0.0050	0.0022	1	08/09/22 14:18	08/11/22 14:45	7440-38-2	
Barium	**0.061**	mg/L	0.0050	0.00067	1	08/09/22 14:18	08/11/22 14:45	7440-39-3	
Beryllium	ND	mg/L	0.00050	0.000054	1	08/09/22 14:18	08/11/22 14:45	7440-41-7	
Boron	**2.7**	mg/L	0.040	0.0086	1	08/09/22 14:18	08/11/22 14:45	7440-42-8	
Cadmium	ND	mg/L	0.00050	0.00011	1	08/09/22 14:18	08/11/22 14:45	7440-43-9	
Chromium	ND	mg/L	0.0050	0.0011	1	08/09/22 14:18	08/11/22 14:45	7440-47-3	
Cobalt	ND	mg/L	0.0050	0.00039	1	08/09/22 14:18	08/11/22 14:45	7440-48-4	
Lead	ND	mg/L	0.0010	0.00089	1	08/09/22 14:18	08/11/22 14:45	7439-92-1	
Lithium	**0.0012J**	mg/L	0.030	0.00073	1	08/09/22 14:18	08/11/22 14:45	7439-93-2	
Molybdenum	**0.0047J**	mg/L	0.010	0.00074	1	08/09/22 14:18	08/11/22 14:45	7439-98-7	
Selenium	**0.0074**	mg/L	0.0050	0.0014	1	08/09/22 14:18	08/11/22 14:45	7782-49-2	
Thallium	ND	mg/L	0.0010	0.00018	1	08/09/22 14:18	08/11/22 14:45	7440-28-0	
7470 Mercury	Analytical Method: EPA 7470A Preparation Method: EPA 7470A Pace Analytical Services - Peachtree Corners, GA								
Mercury	ND	mg/L	0.00020	0.00013	1	08/09/22 10:30	08/09/22 14:40	7439-97-6	
2540C Total Dissolved Solids	Analytical Method: SM 2540C-2015 Pace Analytical Services - Peachtree Corners, GA								
Total Dissolved Solids	**582**	mg/L	20.0	20.0	1		08/08/22 09:16		
2320B Alkalinity	Analytical Method: SM 2320B-2011 Pace Analytical Services - Asheville								
Alkalinity,Bicarbonate (CaCO3)	**141**	mg/L	5.0	5.0	1		08/10/22 14:21		
Alkalinity,Carbonate (CaCO3)	ND	mg/L	5.0	5.0	1		08/10/22 14:21		
Alkalinity, Total as CaCO3	**141**	mg/L	5.0	5.0	1		08/10/22 14:21		

This report shall not be reproduced, except in full,
without the written consent of Pace Analytical Services, LLC.

Pace Analytical Services, LLC
110 Technology Parkway
Peachtree Corners, GA 30092
(770)734-4200

ANALYTICAL RESULTS

Project: BOWEN AP-1-Revised Report
Pace Project No.: 92617392

Sample: BGWC-30 **Lab ID: 92617392050** Collected: 08/01/22 10:20 Received: 08/04/22 10:00 Matrix: Water

Parameters	Results	Units	Report Limit	MDL	DF	Prepared	Analyzed	CAS No.	Qual
4500S2D Sulfide Water	Analytical Method: SM 4500-S2D-2011 Pace Analytical Services - Asheville								
Sulfide	ND	mg/L	0.10	0.050	1		08/06/22 03:23	18496-25-8	
300.0 IC Anions 28 Days	Analytical Method: EPA 300.0 Rev 2.1 1993 Pace Analytical Services - Asheville								
Chloride	**114**	mg/L	3.0	1.8	3		08/12/22 20:37	16887-00-6	
Fluoride	**0.090J**	mg/L	0.10	0.050	1		08/12/22 07:52	16984-48-8	
Sulfate	**63.3**	mg/L	1.0	0.50	1		08/12/22 07:52	14808-79-8	

This report shall not be reproduced, except in full,
without the written consent of Pace Analytical Services, LLC.

Pace Analytical Services, LLC
110 Technology Parkway
Peachtree Corners, GA 30092
(770)734-4200

ANALYTICAL RESULTS

Project: BOWEN AP-1-Revised Report
Pace Project No.: 92617392

Sample: BGWC-43D **Lab ID: 92617392051** Collected: 08/01/22 14:45 Received: 08/04/22 10:00 Matrix: Water

Parameters	Results	Units	Report Limit	MDL	DF	Prepared	Analyzed	CAS No.	Qual
Field Data	Analytical Method: Pace Analytical Services - Charlotte								
Performed by	**CUSTOMER**				1		08/05/22 12:53		
pH	**7.16**	Std. Units			1		08/05/22 12:53		
6010D ATL ICP	Analytical Method: EPA 6010D Preparation Method: EPA 3010A Pace Analytical Services - Peachtree Corners, GA								
Iron	**0.23**	mg/L	0.040	0.025	1	08/09/22 11:41	08/09/22 18:11	7439-89-6	
Manganese	**1.6**	mg/L	0.040	0.0043	1	08/09/22 11:41	08/09/22 18:11	7439-96-5	
Potassium	**6.6**	mg/L	0.20	0.15	1	08/09/22 11:41	08/09/22 18:11	7440-09-7	
Sodium	**24.6**	mg/L	1.0	0.58	1	08/09/22 11:41	08/09/22 18:11	7440-23-5	
Magnesium	**79.9**	mg/L	0.050	0.012	1	08/09/22 11:41	08/09/22 18:11	7439-95-4	
Calcium	**350**	mg/L	5.0	0.61	5	08/09/22 11:41	08/10/22 12:42	7440-70-2	
6020 MET ICPMS	Analytical Method: EPA 6020B Preparation Method: EPA 3005A Pace Analytical Services - Peachtree Corners, GA								
Antimony	ND	mg/L	0.0030	0.00078	1	08/09/22 14:18	08/11/22 14:51	7440-36-0	
Arsenic	**0.0045J**	mg/L	0.0050	0.0022	1	08/09/22 14:18	08/11/22 14:51	7440-38-2	
Barium	**0.066**	mg/L	0.0050	0.00067	1	08/09/22 14:18	08/11/22 14:51	7440-39-3	
Beryllium	ND	mg/L	0.00050	0.000054	1	08/09/22 14:18	08/11/22 14:51	7440-41-7	
Boron	**14.4**	mg/L	2.0	0.43	50	08/09/22 14:18	08/11/22 18:35	7440-42-8	
Cadmium	**0.0011**	mg/L	0.00050	0.00011	1	08/09/22 14:18	08/11/22 14:51	7440-43-9	
Chromium	ND	mg/L	0.0050	0.0011	1	08/09/22 14:18	08/11/22 14:51	7440-47-3	
Cobalt	**0.0024J**	mg/L	0.0050	0.00039	1	08/09/22 14:18	08/11/22 14:51	7440-48-4	
Lead	ND	mg/L	0.0010	0.00089	1	08/09/22 14:18	08/11/22 14:51	7439-92-1	
Lithium	**0.025J**	mg/L	0.030	0.00073	1	08/09/22 14:18	08/11/22 14:51	7439-93-2	
Molybdenum	**0.16**	mg/L	0.010	0.00074	1	08/09/22 14:18	08/11/22 14:51	7439-98-7	
Selenium	ND	mg/L	0.0050	0.0014	1	08/09/22 14:18	08/11/22 14:51	7782-49-2	
Thallium	**0.0028**	mg/L	0.0010	0.00018	1	08/09/22 14:18	08/11/22 14:51	7440-28-0	
7470 Mercury	Analytical Method: EPA 7470A Preparation Method: EPA 7470A Pace Analytical Services - Peachtree Corners, GA								
Mercury	ND	mg/L	0.00020	0.00013	1	08/09/22 10:30	08/09/22 14:43	7439-97-6	
2540C Total Dissolved Solids	Analytical Method: SM 2540C-2015 Pace Analytical Services - Peachtree Corners, GA								
Total Dissolved Solids	**1850**	mg/L	100	100	1		08/08/22 09:16		
2320B Alkalinity	Analytical Method: SM 2320B-2011 Pace Analytical Services - Asheville								
Alkalinity,Bicarbonate (CaCO3)	**76.4**	mg/L	5.0	5.0	1		08/10/22 14:31		
Alkalinity,Carbonate (CaCO3)	ND	mg/L	5.0	5.0	1		08/10/22 14:31		
Alkalinity, Total as CaCO3	**76.4**	mg/L	5.0	5.0	1		08/10/22 14:31		

This report shall not be reproduced, except in full,
without the written consent of Pace Analytical Services, LLC.

Pace Analytical Services, LLC
110 Technology Parkway
Peachtree Corners, GA 30092
(770)734-4200

ANALYTICAL RESULTS

Project: BOWEN AP-1-Revised Report
Pace Project No.: 92617392

Sample: BGWC-43D **Lab ID: 92617392051** Collected: 08/01/22 14:45 Received: 08/04/22 10:00 Matrix: Water

Parameters	Results	Units	Report Limit	MDL	DF	Prepared	Analyzed	CAS No.	Qual
4500S2D Sulfide Water	Analytical Method: SM 4500-S2D-2011 Pace Analytical Services - Asheville								
Sulfide	ND	mg/L	0.10	0.050	1		08/06/22 03:23	18496-25-8	
300.0 IC Anions 28 Days	Analytical Method: EPA 300.0 Rev 2.1 1993 Pace Analytical Services - Asheville								
Chloride	**487**	mg/L	11.0	6.6	11		08/12/22 20:52	16887-00-6	
Fluoride	**0.86**	mg/L	0.10	0.050	1		08/12/22 08:53	16984-48-8	
Sulfate	**316**	mg/L	11.0	5.5	11		08/12/22 20:52	14808-79-8	

This report shall not be reproduced, except in full,
without the written consent of Pace Analytical Services, LLC.

Pace Analytical Services, LLC
110 Technology Parkway
Peachtree Corners, GA 30092
(770)734-4200

ANALYTICAL RESULTS

Project: BOWEN AP-1-Revised Report
Pace Project No.: 92617392

Sample: BGWC-49D **Lab ID: 92617392052** Collected: 08/01/22 13:00 Received: 08/04/22 10:00 Matrix: Water

Parameters	Results	Units	Report Limit	MDL	DF	Prepared	Analyzed	CAS No.	Qual
Field Data	Analytical Method: Pace Analytical Services - Charlotte								
Performed by	**CUSTOMER**				1		08/05/22 12:53		
pH	**7.30**	Std. Units			1		08/05/22 12:53		
6010D ATL ICP	Analytical Method: EPA 6010D Preparation Method: EPA 3010A Pace Analytical Services - Peachtree Corners, GA								
Iron	**0.48**	mg/L	0.040	0.025	1	08/09/22 11:41	08/09/22 18:31	7439-89-6	
Manganese	**0.32**	mg/L	0.040	0.0043	1	08/09/22 11:41	08/09/22 18:31	7439-96-5	
Potassium	**3.2**	mg/L	0.20	0.15	1	08/09/22 11:41	08/09/22 18:31	7440-09-7	
Sodium	**31.3**	mg/L	1.0	0.58	1	08/09/22 11:41	08/09/22 18:31	7440-23-5	
Calcium	**236**	mg/L	1.0	0.12	1	08/09/22 11:41	08/09/22 18:31	7440-70-2	
Magnesium	**99.6**	mg/L	0.050	0.012	1	08/09/22 11:41	08/09/22 18:31	7439-95-4	
6020 MET ICPMS	Analytical Method: EPA 6020B Preparation Method: EPA 3005A Pace Analytical Services - Peachtree Corners, GA								
Antimony	ND	mg/L	0.0030	0.00078	1	08/09/22 14:18	08/11/22 14:57	7440-36-0	
Arsenic	**0.0076**	mg/L	0.0050	0.0022	1	08/09/22 14:18	08/11/22 14:57	7440-38-2	
Barium	**0.062**	mg/L	0.0050	0.00067	1	08/09/22 14:18	08/11/22 14:57	7440-39-3	
Beryllium	ND	mg/L	0.00050	0.000054	1	08/09/22 14:18	08/11/22 14:57	7440-41-7	
Boron	**7.5**	mg/L	0.040	0.0086	1	08/09/22 14:18	08/11/22 14:57	7440-42-8	
Cadmium	ND	mg/L	0.00050	0.00011	1	08/09/22 14:18	08/11/22 14:57	7440-43-9	
Chromium	ND	mg/L	0.0050	0.0011	1	08/09/22 14:18	08/11/22 14:57	7440-47-3	
Cobalt	**0.00065J**	mg/L	0.0050	0.00039	1	08/09/22 14:18	08/11/22 14:57	7440-48-4	
Lead	ND	mg/L	0.0010	0.00089	1	08/09/22 14:18	08/11/22 14:57	7439-92-1	
Lithium	**0.0057J**	mg/L	0.030	0.00073	1	08/09/22 14:18	08/11/22 14:57	7439-93-2	
Molybdenum	**0.0066J**	mg/L	0.010	0.00074	1	08/09/22 14:18	08/11/22 14:57	7439-98-7	
Selenium	ND	mg/L	0.0050	0.0014	1	08/09/22 14:18	08/11/22 14:57	7782-49-2	
Thallium	ND	mg/L	0.0010	0.00018	1	08/09/22 14:18	08/11/22 14:57	7440-28-0	
7470 Mercury	Analytical Method: EPA 7470A Preparation Method: EPA 7470A Pace Analytical Services - Peachtree Corners, GA								
Mercury	ND	mg/L	0.00020	0.00013	1	08/09/22 10:30	08/09/22 14:45	7439-97-6	
2540C Total Dissolved Solids	Analytical Method: SM 2540C-2015 Pace Analytical Services - Peachtree Corners, GA								
Total Dissolved Solids	**1330**	mg/L	100	100	1		08/08/22 09:16		
2320B Alkalinity	Analytical Method: SM 2320B-2011 Pace Analytical Services - Asheville								
Alkalinity,Bicarbonate (CaCO3)	**94.1**	mg/L	5.0	5.0	1		08/10/22 14:39		
Alkalinity,Carbonate (CaCO3)	ND	mg/L	5.0	5.0	1		08/10/22 14:39		
Alkalinity, Total as CaCO3	**94.1**	mg/L	5.0	5.0	1		08/10/22 14:39		

This report shall not be reproduced, except in full,
without the written consent of Pace Analytical Services, LLC.

Pace Analytical Services, LLC
110 Technology Parkway
Peachtree Corners, GA 30092
(770)734-4200

ANALYTICAL RESULTS

Project: BOWEN AP-1-Revised Report
Pace Project No.: 92617392

Sample: BGWC-49D **Lab ID: 92617392052** Collected: 08/01/22 13:00 Received: 08/04/22 10:00 Matrix: Water

Parameters	Results	Units	Report Limit	MDL	DF	Prepared	Analyzed	CAS No.	Qual
4500S2D Sulfide Water	Analytical Method: SM 4500-S2D-2011 Pace Analytical Services - Asheville								
Sulfide	ND	mg/L	0.10	0.050	1		08/06/22 03:23	18496-25-8	
300.0 IC Anions 28 Days	Analytical Method: EPA 300.0 Rev 2.1 1993 Pace Analytical Services - Asheville								
Chloride	**415**	mg/L	10.0	6.0	10		08/12/22 21:38	16887-00-6	
Fluoride	**0.087J**	mg/L	0.10	0.050	1		08/12/22 09:08	16984-48-8	
Sulfate	**204**	mg/L	10.0	5.0	10		08/12/22 21:38	14808-79-8	

This report shall not be reproduced, except in full,
without the written consent of Pace Analytical Services, LLC.

Pace Analytical Services, LLC
110 Technology Parkway
Peachtree Corners, GA 30092
(770)734-4200

ANALYTICAL RESULTS

Project: BOWEN AP-1-Revised Report
Pace Project No.: 92617392

Sample: BGWC-51 **Lab ID: 92617392053** Collected: 08/01/22 12:00 Received: 08/04/22 10:00 Matrix: Water

Parameters	Results	Units	Report Limit	MDL	DF	Prepared	Analyzed	CAS No.	Qual
Field Data	Analytical Method: Pace Analytical Services - Charlotte								
Performed by	**CUSTOMER**				1		08/05/22 12:53		
pH	**6.96**	Std. Units			1		08/05/22 12:53		
6010D ATL ICP	Analytical Method: EPA 6010D Preparation Method: EPA 3010A Pace Analytical Services - Peachtree Corners, GA								
Iron	ND	mg/L	0.040	0.025	1	08/09/22 11:41	08/09/22 18:36	7439-89-6	
Manganese	**0.0044J**	mg/L	0.040	0.0043	1	08/09/22 11:41	08/09/22 18:36	7439-96-5	
Potassium	**3.2**	mg/L	0.20	0.15	1	08/09/22 11:41	08/09/22 18:36	7440-09-7	
Sodium	**7.2**	mg/L	1.0	0.58	1	08/09/22 11:41	08/09/22 18:36	7440-23-5	
Calcium	**112**	mg/L	1.0	0.12	1	08/09/22 11:41	08/09/22 18:36	7440-70-2	
Magnesium	**22.7**	mg/L	0.050	0.012	1	08/09/22 11:41	08/09/22 18:36	7439-95-4	
6020 MET ICPMS	Analytical Method: EPA 6020B Preparation Method: EPA 3005A Pace Analytical Services - Peachtree Corners, GA								
Antimony	ND	mg/L	0.0030	0.00078	1	08/09/22 14:18	08/11/22 15:46	7440-36-0	
Arsenic	ND	mg/L	0.0050	0.0022	1	08/09/22 14:18	08/11/22 15:46	7440-38-2	
Barium	**0.0081**	mg/L	0.0050	0.00067	1	08/09/22 14:18	08/11/22 15:46	7440-39-3	
Beryllium	ND	mg/L	0.00050	0.000054	1	08/09/22 14:18	08/11/22 15:46	7440-41-7	
Boron	**2.9**	mg/L	0.040	0.0086	1	08/09/22 14:18	08/11/22 15:46	7440-42-8	
Cadmium	ND	mg/L	0.00050	0.00011	1	08/09/22 14:18	08/11/22 15:46	7440-43-9	
Chromium	ND	mg/L	0.0050	0.0011	1	08/09/22 14:18	08/11/22 15:46	7440-47-3	
Cobalt	ND	mg/L	0.0050	0.00039	1	08/09/22 14:18	08/11/22 15:46	7440-48-4	
Lead	ND	mg/L	0.0010	0.00089	1	08/09/22 14:18	08/11/22 15:46	7439-92-1	
Lithium	ND	mg/L	0.030	0.00073	1	08/09/22 14:18	08/11/22 15:46	7439-93-2	
Molybdenum	ND	mg/L	0.010	0.00074	1	08/09/22 14:18	08/11/22 15:46	7439-98-7	
Selenium	**0.0036J**	mg/L	0.0050	0.0014	1	08/09/22 14:18	08/11/22 15:46	7782-49-2	
Thallium	ND	mg/L	0.0010	0.00018	1	08/09/22 14:18	08/11/22 15:46	7440-28-0	
7470 Mercury	Analytical Method: EPA 7470A Preparation Method: EPA 7470A Pace Analytical Services - Peachtree Corners, GA								
Mercury	ND	mg/L	0.00020	0.00013	1	08/09/22 10:30	08/09/22 14:48	7439-97-6	
2540C Total Dissolved Solids	Analytical Method: SM 2540C-2015 Pace Analytical Services - Peachtree Corners, GA								
Total Dissolved Solids	**502**	mg/L	10.0	10.0	1		08/08/22 09:16		
2320B Alkalinity	Analytical Method: SM 2320B-2011 Pace Analytical Services - Asheville								
Alkalinity,Bicarbonate (CaCO3)	**118**	mg/L	5.0	5.0	1		08/10/22 14:47		
Alkalinity,Carbonate (CaCO3)	ND	mg/L	5.0	5.0	1		08/10/22 14:47		
Alkalinity, Total as CaCO3	**118**	mg/L	5.0	5.0	1		08/10/22 14:47		

This report shall not be reproduced, except in full,
without the written consent of Pace Analytical Services, LLC.

Pace Analytical Services, LLC
110 Technology Parkway
Peachtree Corners, GA 30092
(770)734-4200

ANALYTICAL RESULTS

Project: BOWEN AP-1-Revised Report
Pace Project No.: 92617392

Sample: BGWC-51 **Lab ID: 92617392053** Collected: 08/01/22 12:00 Received: 08/04/22 10:00 Matrix: Water

Parameters	Results	Units	Report Limit	MDL	DF	Prepared	Analyzed	CAS No.	Qual
4500S2D Sulfide Water	Analytical Method: SM 4500-S2D-2011 Pace Analytical Services - Asheville								
Sulfide	ND	mg/L	0.10	0.050	1		08/06/22 03:24	18496-25-8	
300.0 IC Anions 28 Days	Analytical Method: EPA 300.0 Rev 2.1 1993 Pace Analytical Services - Asheville								
Chloride	**95.4**	mg/L	1.0	0.60	1		08/12/22 09:24	16887-00-6	
Fluoride	**0.16**	mg/L	0.10	0.050	1		08/12/22 09:24	16984-48-8	
Sulfate	**94.4**	mg/L	1.0	0.50	1		08/12/22 09:24	14808-79-8	

This report shall not be reproduced, except in full,
without the written consent of Pace Analytical Services, LLC.

Pace Analytical Services, LLC
110 Technology Parkway
Peachtree Corners, GA 30092
(770)734-4200

ANALYTICAL RESULTS

Project: BOWEN AP-1-Revised Report
Pace Project No.: 92617392

Sample: FB-5 **Lab ID: 92617392054** Collected: 08/01/22 16:15 Received: 08/04/22 10:00 Matrix: Water

Parameters	Results	Units	Report Limit	MDL	DF	Prepared	Analyzed	CAS No.	Qual
6010D ATL ICP	Analytical Method: EPA 6010D Preparation Method: EPA 3010A								
	Pace Analytical Services - Peachtree Corners, GA								
Iron	ND	mg/L	0.040	0.025	1	08/09/22 11:41	08/09/22 18:40	7439-89-6	
Manganese	ND	mg/L	0.040	0.0043	1	08/09/22 11:41	08/09/22 18:40	7439-96-5	
Potassium	ND	mg/L	0.20	0.15	1	08/09/22 11:41	08/09/22 18:40	7440-09-7	
Sodium	**0.59J**	mg/L	1.0	0.58	1	08/09/22 11:41	08/09/22 18:40	7440-23-5	
Calcium	ND	mg/L	1.0	0.12	1	08/09/22 11:41	08/09/22 18:40	7440-70-2	
Magnesium	ND	mg/L	0.050	0.012	1	08/09/22 11:41	08/09/22 18:40	7439-95-4	
6020 MET ICPMS	Analytical Method: EPA 6020B Preparation Method: EPA 3005A								
	Pace Analytical Services - Peachtree Corners, GA								
Antimony	ND	mg/L	0.0030	0.00078	1	08/09/22 14:18	08/11/22 15:52	7440-36-0	
Arsenic	ND	mg/L	0.0050	0.0022	1	08/09/22 14:18	08/11/22 15:52	7440-38-2	
Barium	ND	mg/L	0.0050	0.00067	1	08/09/22 14:18	08/11/22 15:52	7440-39-3	
Beryllium	ND	mg/L	0.00050	0.000054	1	08/09/22 14:18	08/11/22 15:52	7440-41-7	
Boron	**0.27**	mg/L	0.040	0.0086	1	08/09/22 14:18	08/11/22 18:41	7440-42-8	
Cadmium	ND	mg/L	0.00050	0.00011	1	08/09/22 14:18	08/11/22 15:52	7440-43-9	
Chromium	ND	mg/L	0.0050	0.0011	1	08/09/22 14:18	08/11/22 15:52	7440-47-3	
Cobalt	ND	mg/L	0.0050	0.00039	1	08/09/22 14:18	08/11/22 15:52	7440-48-4	
Lead	ND	mg/L	0.0010	0.00089	1	08/09/22 14:18	08/11/22 15:52	7439-92-1	
Lithium	ND	mg/L	0.030	0.00073	1	08/09/22 14:18	08/11/22 15:52	7439-93-2	
Molybdenum	ND	mg/L	0.010	0.00074	1	08/09/22 14:18	08/11/22 15:52	7439-98-7	
Selenium	ND	mg/L	0.0050	0.0014	1	08/09/22 14:18	08/11/22 15:52	7782-49-2	
Thallium	ND	mg/L	0.0010	0.00018	1	08/09/22 14:18	08/11/22 15:52	7440-28-0	
7470 Mercury	Analytical Method: EPA 7470A Preparation Method: EPA 7470A								
	Pace Analytical Services - Peachtree Corners, GA								
Mercury	ND	mg/L	0.00020	0.00013	1	08/09/22 10:30	08/09/22 14:51	7439-97-6	
2540C Total Dissolved Solids	Analytical Method: SM 2540C-2015								
	Pace Analytical Services - Peachtree Corners, GA								
Total Dissolved Solids	ND	mg/L	10.0	10.0	1		08/08/22 09:18		
2320B Alkalinity	Analytical Method: SM 2320B-2011								
	Pace Analytical Services - Asheville								
Alkalinity,Bicarbonate (CaCO3)	ND	mg/L	5.0	5.0	1		08/10/22 15:06		
Alkalinity,Carbonate (CaCO3)	ND	mg/L	5.0	5.0	1		08/10/22 15:06		
Alkalinity, Total as CaCO3	ND	mg/L	5.0	5.0	1		08/10/22 15:06		
4500S2D Sulfide Water	Analytical Method: SM 4500-S2D-2011								
	Pace Analytical Services - Asheville								
Sulfide	ND	mg/L	0.10	0.050	1		08/06/22 03:24	18496-25-8	
300.0 IC Anions 28 Days	Analytical Method: EPA 300.0 Rev 2.1 1993								
	Pace Analytical Services - Asheville								
Chloride	ND	mg/L	1.0	0.60	1		08/12/22 09:39	16887-00-6	

This report shall not be reproduced, except in full,
without the written consent of Pace Analytical Services, LLC.

Pace Analytical Services, LLC
110 Technology Parkway
Peachtree Corners, GA 30092
(770)734-4200

ANALYTICAL RESULTS

Project: BOWEN AP-1-Revised Report
Pace Project No.: 92617392

Sample: FB-5 **Lab ID: 92617392054** Collected: 08/01/22 16:15 Received: 08/04/22 10:00 Matrix: Water

Parameters	Results	Units	Report Limit	MDL	DF	Prepared	Analyzed	CAS No.	Qual
300.0 IC Anions 28 Days	Analytical Method: EPA 300.0 Rev 2.1 1993 Pace Analytical Services - Asheville								
Fluoride	ND	mg/L	0.10	0.050	1		08/12/22 09:39	16984-48-8	
Sulfate	ND	mg/L	1.0	0.50	1		08/12/22 09:39	14808-79-8	

This report shall not be reproduced, except in full,
without the written consent of Pace Analytical Services, LLC.

Pace Analytical Services, LLC
110 Technology Parkway
Peachtree Corners, GA 30092
(770)734-4200

ANALYTICAL RESULTS

Project: BOWEN AP-1-Revised Report
Pace Project No.: 92617392

Sample: DUP-4 **Lab ID: 92617392055** Collected: 08/01/22 00:00 Received: 08/04/22 10:00 Matrix: Water

Parameters	Results	Units	Report Limit	MDL	DF	Prepared	Analyzed	CAS No.	Qual
6010D ATL ICP	Analytical Method: EPA 6010D Preparation Method: EPA 3010A								
	Pace Analytical Services - Peachtree Corners, GA								
Iron	ND	mg/L	0.040	0.025	1	08/09/22 11:41	08/09/22 18:45	7439-89-6	
Manganese	ND	mg/L	0.040	0.0043	1	08/09/22 11:41	08/09/22 18:45	7439-96-5	
Potassium	**3.1**	mg/L	0.20	0.15	1	08/09/22 11:41	08/09/22 18:45	7440-09-7	
Sodium	**7.1**	mg/L	1.0	0.58	1	08/09/22 11:41	08/09/22 18:45	7440-23-5	
Calcium	**110**	mg/L	1.0	0.12	1	08/09/22 11:41	08/09/22 18:45	7440-70-2	
Magnesium	**22.3**	mg/L	0.050	0.012	1	08/09/22 11:41	08/09/22 18:45	7439-95-4	
6020 MET ICPMS	Analytical Method: EPA 6020B Preparation Method: EPA 3005A								
	Pace Analytical Services - Peachtree Corners, GA								
Antimony	ND	mg/L	0.0030	0.00078	1	08/09/22 14:18	08/11/22 15:58	7440-36-0	
Arsenic	**0.0025J**	mg/L	0.0050	0.0022	1	08/09/22 14:18	08/11/22 15:58	7440-38-2	
Barium	**0.0081**	mg/L	0.0050	0.00067	1	08/09/22 14:18	08/11/22 15:58	7440-39-3	
Beryllium	ND	mg/L	0.00050	0.000054	1	08/09/22 14:18	08/11/22 15:58	7440-41-7	
Boron	**3.0**	mg/L	0.040	0.0086	1	08/09/22 14:18	08/11/22 15:58	7440-42-8	
Cadmium	ND	mg/L	0.00050	0.00011	1	08/09/22 14:18	08/11/22 15:58	7440-43-9	
Chromium	ND	mg/L	0.0050	0.0011	1	08/09/22 14:18	08/11/22 15:58	7440-47-3	
Cobalt	ND	mg/L	0.0050	0.00039	1	08/09/22 14:18	08/11/22 15:58	7440-48-4	
Lead	ND	mg/L	0.0010	0.00089	1	08/09/22 14:18	08/11/22 15:58	7439-92-1	
Lithium	ND	mg/L	0.030	0.00073	1	08/09/22 14:18	08/11/22 15:58	7439-93-2	
Molybdenum	ND	mg/L	0.010	0.00074	1	08/09/22 14:18	08/11/22 15:58	7439-98-7	
Selenium	**0.0038J**	mg/L	0.0050	0.0014	1	08/09/22 14:18	08/11/22 15:58	7782-49-2	
Thallium	ND	mg/L	0.0010	0.00018	1	08/09/22 14:18	08/11/22 15:58	7440-28-0	
7470 Mercury	Analytical Method: EPA 7470A Preparation Method: EPA 7470A								
	Pace Analytical Services - Peachtree Corners, GA								
Mercury	ND	mg/L	0.00020	0.00013	1	08/09/22 10:30	08/09/22 14:53	7439-97-6	
2540C Total Dissolved Solids	Analytical Method: SM 2540C-2015								
	Pace Analytical Services - Peachtree Corners, GA								
Total Dissolved Solids	**493**	mg/L	10.0	10.0	1		08/08/22 09:18		
2320B Alkalinity	Analytical Method: SM 2320B-2011								
	Pace Analytical Services - Asheville								
Alkalinity,Bicarbonate (CaCO3)	**120**	mg/L	5.0	5.0	1		08/10/22 15:10		
Alkalinity,Carbonate (CaCO3)	ND	mg/L	5.0	5.0	1		08/10/22 15:10		
Alkalinity, Total as CaCO3	**120**	mg/L	5.0	5.0	1		08/10/22 15:10		
4500S2D Sulfide Water	Analytical Method: SM 4500-S2D-2011								
	Pace Analytical Services - Asheville								
Sulfide	ND	mg/L	0.10	0.050	1		08/06/22 03:25	18496-25-8	
300.0 IC Anions 28 Days	Analytical Method: EPA 300.0 Rev 2.1 1993								
	Pace Analytical Services - Asheville								
Chloride	**96.2**	mg/L	1.0	0.60	1		08/12/22 09:54	16887-00-6	

This report shall not be reproduced, except in full,
without the written consent of Pace Analytical Services, LLC.

Pace Analytical Services, LLC
110 Technology Parkway
Peachtree Corners, GA 30092
(770)734-4200

ANALYTICAL RESULTS

Project: BOWEN AP-1-Revised Report
Pace Project No.: 92617392

Sample: DUP-4 **Lab ID: 92617392055** Collected: 08/01/22 00:00 Received: 08/04/22 10:00 Matrix: Water

Parameters	Results	Units	Report Limit	MDL	DF	Prepared	Analyzed	CAS No.	Qual
300.0 IC Anions 28 Days	Analytical Method: EPA 300.0 Rev 2.1 1993 Pace Analytical Services - Asheville								
Fluoride	**0.16**	mg/L	0.10	0.050	1		08/12/22 09:54	16984-48-8	
Sulfate	**94.7**	mg/L	1.0	0.50	1		08/12/22 09:54	14808-79-8	

This report shall not be reproduced, except in full,
without the written consent of Pace Analytical Services, LLC.

Pace Analytical Services, LLC
110 Technology Parkway
Peachtree Corners, GA 30092
(770)734-4200

ANALYTICAL RESULTS

Project: BOWEN AP-1-Revised Report
Pace Project No.: 92617392

Sample: EB-1 **Lab ID: 92617392056** Collected: 08/01/22 16:25 Received: 08/04/22 10:00 Matrix: Water

Parameters	Results	Units	Report Limit	MDL	DF	Prepared	Analyzed	CAS No.	Qual
6010D ATL ICP	Analytical Method: EPA 6010D Preparation Method: EPA 3010A								
	Pace Analytical Services - Peachtree Corners, GA								
Iron	ND	mg/L	0.040	0.025	1	08/09/22 11:41	08/09/22 18:50	7439-89-6	
Manganese	ND	mg/L	0.040	0.0043	1	08/09/22 11:41	08/09/22 18:50	7439-96-5	
Potassium	ND	mg/L	0.20	0.15	1	08/09/22 11:41	08/09/22 18:50	7440-09-7	
Sodium	ND	mg/L	1.0	0.58	1	08/09/22 11:41	08/09/22 18:50	7440-23-5	
Calcium	ND	mg/L	1.0	0.12	1	08/09/22 11:41	08/09/22 18:50	7440-70-2	
Magnesium	ND	mg/L	0.050	0.012	1	08/09/22 11:41	08/09/22 18:50	7439-95-4	
6020 MET ICPMS	Analytical Method: EPA 6020B Preparation Method: EPA 3005A								
	Pace Analytical Services - Peachtree Corners, GA								
Antimony	ND	mg/L	0.0030	0.00078	1	08/09/22 14:18	08/11/22 16:04	7440-36-0	
Arsenic	ND	mg/L	0.0050	0.0022	1	08/09/22 14:18	08/11/22 16:04	7440-38-2	
Barium	ND	mg/L	0.0050	0.00067	1	08/09/22 14:18	08/11/22 16:04	7440-39-3	
Beryllium	ND	mg/L	0.00050	0.000054	1	08/09/22 14:18	08/11/22 16:04	7440-41-7	
Boron	ND	mg/L	0.040	0.0086	1	08/09/22 14:18	08/11/22 18:47	7440-42-8	
Cadmium	ND	mg/L	0.00050	0.00011	1	08/09/22 14:18	08/11/22 16:04	7440-43-9	
Chromium	ND	mg/L	0.0050	0.0011	1	08/09/22 14:18	08/11/22 16:04	7440-47-3	
Cobalt	ND	mg/L	0.0050	0.00039	1	08/09/22 14:18	08/11/22 16:04	7440-48-4	
Lead	ND	mg/L	0.0010	0.00089	1	08/09/22 14:18	08/11/22 16:04	7439-92-1	
Lithium	ND	mg/L	0.030	0.00073	1	08/09/22 14:18	08/11/22 16:04	7439-93-2	
Molybdenum	ND	mg/L	0.010	0.00074	1	08/09/22 14:18	08/11/22 16:04	7439-98-7	
Selenium	ND	mg/L	0.0050	0.0014	1	08/09/22 14:18	08/11/22 16:04	7782-49-2	
Thallium	ND	mg/L	0.0010	0.00018	1	08/09/22 14:18	08/11/22 16:04	7440-28-0	
7470 Mercury	Analytical Method: EPA 7470A Preparation Method: EPA 7470A								
	Pace Analytical Services - Peachtree Corners, GA								
Mercury	ND	mg/L	0.00020	0.00013	1	08/09/22 10:30	08/09/22 14:56	7439-97-6	
2540C Total Dissolved Solids	Analytical Method: SM 2540C-2015								
	Pace Analytical Services - Peachtree Corners, GA								
Total Dissolved Solids	ND	mg/L	10.0	10.0	1		08/08/22 09:18		
2320B Alkalinity	Analytical Method: SM 2320B-2011								
	Pace Analytical Services - Asheville								
Alkalinity,Bicarbonate (CaCO3)	ND	mg/L	5.0	5.0	1		08/10/22 15:20		
Alkalinity,Carbonate (CaCO3)	ND	mg/L	5.0	5.0	1		08/10/22 15:20		
Alkalinity, Total as CaCO3	ND	mg/L	5.0	5.0	1		08/10/22 15:20		
4500S2D Sulfide Water	Analytical Method: SM 4500-S2D-2011								
	Pace Analytical Services - Asheville								
Sulfide	ND	mg/L	0.10	0.050	1		08/06/22 03:25	18496-25-8	
300.0 IC Anions 28 Days	Analytical Method: EPA 300.0 Rev 2.1 1993								
	Pace Analytical Services - Asheville								
Chloride	ND	mg/L	1.0	0.60	1		08/12/22 10:10	16887-00-6	

This report shall not be reproduced, except in full,
without the written consent of Pace Analytical Services, LLC.

Pace Analytical Services, LLC
110 Technology Parkway
Peachtree Corners, GA 30092
(770)734-4200

ANALYTICAL RESULTS

Project: BOWEN AP-1-Revised Report
Pace Project No.: 92617392

Sample: EB-1 **Lab ID: 92617392056** Collected: 08/01/22 16:25 Received: 08/04/22 10:00 Matrix: Water

Parameters	Results	Units	Report Limit	MDL	DF	Prepared	Analyzed	CAS No.	Qual
300.0 IC Anions 28 Days	Analytical Method: EPA 300.0 Rev 2.1 1993 Pace Analytical Services - Asheville								
Fluoride	ND	mg/L	0.10	0.050	1		08/12/22 10:10	16984-48-8	
Sulfate	ND	mg/L	1.0	0.50	1		08/12/22 10:10	14808-79-8	

This report shall not be reproduced, except in full,
without the written consent of Pace Analytical Services, LLC.

Pace Analytical Services, LLC
110 Technology Parkway
Peachtree Corners, GA 30092
(770)734-4200

QUALITY CONTROL DATA

Project: BOWEN AP-1-Revised Report
Pace Project No.: 92617392

QC Batch: 713726
QC Batch Method: EPA 3010A
Analysis Method: EPA 6010D
Analysis Description: 6010D ATL
Laboratory: Pace Analytical Services - Peachtree Corners, GA

Associated Lab Samples: 92617392001, 92617392002, 92617392003, 92617392004, 92617392005, 92617392006, 92617392007, 92617392008, 92617392009, 92617392010, 92617392011, 92617392012, 92617392013, 92617392014, 92617392015, 92617392016, 92617392017, 92617392018, 92617392019, 92617392020

METHOD BLANK: 3721182
Matrix: Water

Associated Lab Samples: 92617392001, 92617392002, 92617392003, 92617392004, 92617392005, 92617392006, 92617392007, 92617392008, 92617392009, 92617392010, 92617392011, 92617392012, 92617392013, 92617392014, 92617392015, 92617392016, 92617392017, 92617392018, 92617392019, 92617392020

Parameter	Units	Blank Result	Reporting Limit	MDL	Analyzed	Qualifiers
Calcium	mg/L	ND	1.0	0.12	07/29/22 18:54	
Iron	mg/L	ND	0.040	0.025	07/29/22 18:54	
Magnesium	mg/L	ND	0.050	0.012	07/29/22 18:54	
Manganese	mg/L	ND	0.040	0.0043	07/29/22 18:54	
Potassium	mg/L	ND	0.20	0.15	07/29/22 18:54	
Sodium	mg/L	ND	1.0	0.58	07/29/22 18:54	

LABORATORY CONTROL SAMPLE: 3721183

Parameter	Units	Spike Conc.	LCS Result	LCS % Rec	% Rec Limits	Qualifiers
Calcium	mg/L	1	0.99J	99	80-120	
Iron	mg/L	1	1.0	100	80-120	
Magnesium	mg/L	1	0.99	99	80-120	
Manganese	mg/L	1	0.98	98	80-120	
Potassium	mg/L	1	1.0	100	80-120	
Sodium	mg/L	1	0.96J	96	80-120	

MATRIX SPIKE & MATRIX SPIKE DUPLICATE: 3721184 3721185

Parameter	Units	92617392001 Result	MS Spike Conc.	MSD Spike Conc.	MS Result	MSD Result	MS % Rec	MSD % Rec	% Rec Limits	RPD	Max RPD	Qual
Calcium	mg/L	46.7	1	1	47.8	47.9	109	117	75-125	0	20	
Iron	mg/L	0.050	1	1	1.1	1.1	102	101	75-125	1	20	
Magnesium	mg/L	20.8	1	1	22.1	22.0	126	116	75-125	0	20	M1
Manganese	mg/L	ND	1	1	1.0	0.97	100	97	75-125	2	20	
Potassium	mg/L	1.6	1	1	2.6	2.6	105	104	75-125	1	20	
Sodium	mg/L	3.0	1	1	4.1	4.1	104	104	75-125	0	20	

Results presented on this page are in the units indicated by the "Units" column except where an alternate unit is presented to the right of the result.

This report shall not be reproduced, except in full,
without the written consent of Pace Analytical Services, LLC.

Pace Analytical Services, LLC
110 Technology Parkway
Peachtree Corners, GA 30092
(770)734-4200

QUALITY CONTROL DATA

Project: BOWEN AP-1-Revised Report
Pace Project No.: 92617392

QC Batch: 714116
QC Batch Method: EPA 3010A
Analysis Method: EPA 6010D
Analysis Description: 6010D ATL
Laboratory: Pace Analytical Services - Peachtree Corners, GA
Associated Lab Samples: 92617392021

METHOD BLANK: 3723001 Matrix: Water
Associated Lab Samples: 92617392021

Parameter	Units	Blank Result	Reporting Limit	MDL	Analyzed	Qualifiers
Calcium	mg/L	ND	1.0	0.12	08/01/22 18:43	
Iron	mg/L	ND	0.040	0.025	08/01/22 18:43	
Magnesium	mg/L	ND	0.050	0.012	08/01/22 18:43	
Manganese	mg/L	ND	0.040	0.0043	08/01/22 18:43	
Potassium	mg/L	ND	0.20	0.15	08/02/22 12:32	
Sodium	mg/L	ND	1.0	0.58	08/02/22 12:32	

LABORATORY CONTROL SAMPLE: 3723002

Parameter	Units	Spike Conc.	LCS Result	LCS % Rec	% Rec Limits	Qualifiers
Calcium	mg/L	1	1.1	109	80-120	
Iron	mg/L	1	1.1	108	80-120	
Magnesium	mg/L	1	1.1	109	80-120	
Manganese	mg/L	1	1.1	111	80-120	
Potassium	mg/L	1	1.1	109	80-120	
Sodium	mg/L	1	1.2	115	80-120	

MATRIX SPIKE & MATRIX SPIKE DUPLICATE: 3723003 3723004

Parameter	Units	92617440001 Result	MS Spike Conc.	MSD Spike Conc.	MS Result	MSD Result	MS % Rec	MSD % Rec	% Rec Limits	RPD	Max RPD	Qual
Calcium	mg/L	36.5	1	1	37.5	38.9	100	237	75-125	4	20	M1
Iron	mg/L	0.35	1	1	1.4	1.4	104	106	75-125	2	20	
Magnesium	mg/L	11.2	1	1	12.1	12.6	97	149	75-125	4	20	M1
Manganese	mg/L	0.046	1	1	1.1	1.1	107	109	75-125	2	20	
Potassium	mg/L	1.7	1	1	2.8	2.8	105	102	75-125	1	20	
Sodium	mg/L	6.1	1	1	7.0	7.1	94	108	75-125	2	20	

Results presented on this page are in the units indicated by the "Units" column except where an alternate unit is presented to the right of the result.

This report shall not be reproduced, except in full,
without the written consent of Pace Analytical Services, LLC.

Pace Analytical Services, LLC
110 Technology Parkway
Peachtree Corners, GA 30092
(770)734-4200

QUALITY CONTROL DATA

Project: BOWEN AP-1-Revised Report
Pace Project No.: 92617392

QC Batch: 714403
QC Batch Method: EPA 3010A
Analysis Method: EPA 6010D
Analysis Description: 6010D ATL
Laboratory: Pace Analytical Services - Peachtree Corners, GA

Associated Lab Samples: 92617392022, 92617392023, 92617392024, 92617392025, 92617392026, 92617392027, 92617392028, 92617392029, 92617392030, 92617392031, 92617392032, 92617392033, 92617392034, 92617392035, 92617392036, 92617392037

METHOD BLANK: 3724418
Matrix: Water

Associated Lab Samples: 92617392022, 92617392023, 92617392024, 92617392025, 92617392026, 92617392027, 92617392028, 92617392029, 92617392030, 92617392031, 92617392032, 92617392033, 92617392034, 92617392035, 92617392036, 92617392037

Parameter	Units	Blank Result	Reporting Limit	MDL	Analyzed	Qualifiers
Calcium	mg/L	ND	1.0	0.12	08/02/22 18:27	
Iron	mg/L	ND	0.040	0.025	08/02/22 18:27	
Magnesium	mg/L	ND	0.050	0.012	08/02/22 18:27	
Manganese	mg/L	ND	0.040	0.0043	08/02/22 18:27	
Potassium	mg/L	ND	0.20	0.15	08/03/22 13:43	
Sodium	mg/L	ND	1.0	0.58	08/02/22 18:27	

LABORATORY CONTROL SAMPLE: 3724419

Parameter	Units	Spike Conc.	LCS Result	LCS % Rec	% Rec Limits	Qualifiers
Calcium	mg/L	1	1.0	103	80-120	
Iron	mg/L	1	0.99	99	80-120	
Magnesium	mg/L	1	1.0	102	80-120	
Manganese	mg/L	1	1.0	102	80-120	
Potassium	mg/L	1	1.1	113	80-120	
Sodium	mg/L	1	1.1	106	80-120	

MATRIX SPIKE & MATRIX SPIKE DUPLICATE: 3724420 3724421

Parameter	Units	92616174001 Result	MS Spike Conc.	MSD Spike Conc.	MS Result	MSD Result	MS % Rec	MSD % Rec	% Rec Limits	RPD	Max RPD	Qual
Calcium	mg/L	9730 ug/L	1	1	11.3	11.6	157	191	75-125	3	20	M1
Iron	mg/L	2690 ug/L	1	1	3.6	3.6	90	93	75-125	1	20	
Magnesium	mg/L	4140 ug/L	1	1	5.3	5.5	118	134	75-125	3	20	M1
Manganese	mg/L	133 ug/L	1	1	1.2	1.1	103	101	75-125	1	20	
Potassium	mg/L	2380 ug/L	1	1	3.5	3.5	111	112	75-125	0	20	
Sodium	mg/L	6280 ug/L	1	1	7.7	7.9	141	160	75-125	2	20	M1

Results presented on this page are in the units indicated by the "Units" column except where an alternate unit is presented to the right of the result.

This report shall not be reproduced, except in full,
without the written consent of Pace Analytical Services, LLC.

Pace Analytical Services, LLC
110 Technology Parkway
Peachtree Corners, GA 30092
(770)734-4200

QUALITY CONTROL DATA

Project: BOWEN AP-1-Revised Report
Pace Project No.: 92617392

QC Batch: 715912
QC Batch Method: EPA 3010A
Analysis Method: EPA 6010D
Analysis Description: 6010D ATL
Laboratory: Pace Analytical Services - Peachtree Corners, GA

Associated Lab Samples: 92617392038, 92617392039, 92617392040, 92617392041, 92617392042, 92617392043, 92617392044, 92617392045, 92617392046, 92617392047, 92617392048, 92617392049, 92617392050, 92617392051, 92617392052, 92617392053, 92617392054, 92617392055, 92617392056

METHOD BLANK: 3732003
Matrix: Water

Associated Lab Samples: 92617392038, 92617392039, 92617392040, 92617392041, 92617392042, 92617392043, 92617392044, 92617392045, 92617392046, 92617392047, 92617392048, 92617392049, 92617392050, 92617392051, 92617392052, 92617392053, 92617392054, 92617392055, 92617392056

Parameter	Units	Blank Result	Reporting Limit	MDL	Analyzed	Qualifiers
Calcium	mg/L	ND	1.0	0.12	08/09/22 16:35	
Iron	mg/L	ND	0.040	0.025	08/09/22 16:35	
Magnesium	mg/L	ND	0.050	0.012	08/09/22 16:35	
Manganese	mg/L	ND	0.040	0.0043	08/09/22 16:35	
Potassium	mg/L	ND	0.20	0.15	08/09/22 16:35	
Sodium	mg/L	ND	1.0	0.58	08/09/22 16:35	

LABORATORY CONTROL SAMPLE: 3732004

Parameter	Units	Spike Conc.	LCS Result	LCS % Rec	% Rec Limits	Qualifiers
Calcium	mg/L	1	1.1	106	80-120	
Iron	mg/L	1	1.1	110	80-120	
Magnesium	mg/L	1	1.1	111	80-120	
Manganese	mg/L	1	1.1	110	80-120	
Potassium	mg/L	1	1.0	102	80-120	
Sodium	mg/L	1	1.1	115	80-120	

MATRIX SPIKE & MATRIX SPIKE DUPLICATE: 3732005 3732006

Parameter	Units	92617392038 Result	MS Spike Conc.	MSD Spike Conc.	MS Result	MSD Result	MS % Rec	MSD % Rec	% Rec Limits	RPD	Max RPD	Qual
Calcium	mg/L	69.4	1	1	68.2	72.1	-119	266	75-125	5	20	M1
Iron	mg/L	0.42	1	1	1.5	1.5	107	112	75-125	4	20	
Magnesium	mg/L	30.5	1	1	31.0	32.7	46	215	75-125	5	20	M1
Manganese	mg/L	0.092	1	1	1.1	1.2	105	110	75-125	4	20	
Potassium	mg/L	3.3	1	1	4.4	4.6	104	128	75-125	5	20	M1
Sodium	mg/L	4.6	1	1	5.5	5.8	96	126	75-125	5	20	M1

Results presented on this page are in the units indicated by the "Units" column except where an alternate unit is presented to the right of the result.

This report shall not be reproduced, except in full,
without the written consent of Pace Analytical Services, LLC.

Pace Analytical Services, LLC
110 Technology Parkway
Peachtree Corners, GA 30092
(770)734-4200

QUALITY CONTROL DATA

Project: BOWEN AP-1-Revised Report
Pace Project No.: 92617392

QC Batch: 714120
QC Batch Method: EPA 3005A
Analysis Method: EPA 6020B
Analysis Description: 6020 MET
Laboratory: Pace Analytical Services - Peachtree Corners, GA

Associated Lab Samples: 92617392001, 92617392002, 92617392003, 92617392004, 92617392005, 92617392006, 92617392007, 92617392008, 92617392009, 92617392010, 92617392011, 92617392012, 92617392013, 92617392014, 92617392015, 92617392016, 92617392017, 92617392018, 92617392019, 92617392020

METHOD BLANK: 3723022
Matrix: Water

Associated Lab Samples: 92617392001, 92617392002, 92617392003, 92617392004, 92617392005, 92617392006, 92617392007, 92617392008, 92617392009, 92617392010, 92617392011, 92617392012, 92617392013, 92617392014, 92617392015, 92617392016, 92617392017, 92617392018, 92617392019, 92617392020

Parameter	Units	Blank Result	Reporting Limit	MDL	Analyzed	Qualifiers
Antimony	mg/L	ND	0.0030	0.00078	08/03/22 15:13	
Arsenic	mg/L	ND	0.0050	0.0022	08/03/22 15:13	
Barium	mg/L	ND	0.0050	0.00067	08/03/22 15:13	
Beryllium	mg/L	ND	0.00050	0.000054	08/03/22 15:13	
Boron	mg/L	ND	0.040	0.0086	08/03/22 15:13	
Cadmium	mg/L	ND	0.00050	0.00011	08/03/22 15:13	
Chromium	mg/L	ND	0.0050	0.0011	08/03/22 15:13	
Cobalt	mg/L	ND	0.0050	0.00039	08/03/22 15:13	
Lead	mg/L	ND	0.0010	0.00089	08/03/22 15:13	
Lithium	mg/L	ND	0.030	0.00073	08/03/22 15:13	
Molybdenum	mg/L	ND	0.010	0.00074	08/03/22 15:13	
Selenium	mg/L	ND	0.0050	0.0014	08/03/22 15:13	
Thallium	mg/L	ND	0.0010	0.00018	08/03/22 15:13	

LABORATORY CONTROL SAMPLE: 3723023

Parameter	Units	Spike Conc.	LCS Result	LCS % Rec	% Rec Limits	Qualifiers
Antimony	mg/L	0.1	0.10	104	80-120	
Arsenic	mg/L	0.1	0.097	97	80-120	
Barium	mg/L	0.1	0.10	100	80-120	
Beryllium	mg/L	0.1	0.098	98	80-120	
Boron	mg/L	1	1.0	100	80-120	
Cadmium	mg/L	0.1	0.097	97	80-120	
Chromium	mg/L	0.1	0.099	99	80-120	
Cobalt	mg/L	0.1	0.098	98	80-120	
Lead	mg/L	0.1	0.098	98	80-120	
Lithium	mg/L	0.1	0.099	99	80-120	
Molybdenum	mg/L	0.1	0.10	100	80-120	
Selenium	mg/L	0.1	0.098	98	80-120	
Thallium	mg/L	0.1	0.097	97	80-120	

Results presented on this page are in the units indicated by the "Units" column except where an alternate unit is presented to the right of the result.

This report shall not be reproduced, except in full,
without the written consent of Pace Analytical Services, LLC.

Pace Analytical Services, LLC
110 Technology Parkway
Peachtree Corners, GA 30092
(770)734-4200

QUALITY CONTROL DATA

Project: BOWEN AP-1-Revised Report
Pace Project No.: 92617392

MATRIX SPIKE & MATRIX SPIKE DUPLICATE: 3723024 3723025

Parameter	Units	92617392001 Result	MS Spike Conc.	MSD Spike Conc.	MS Result	MSD Result	MS % Rec	MSD % Rec	% Rec Limits	RPD	Max RPD	Qual
Antimony	mg/L	ND	0.1	0.1	0.11	0.11	110	107	75-125	2	20	
Arsenic	mg/L	ND	0.1	0.1	0.10	0.10	105	100	75-125	5	20	
Barium	mg/L	0.12	0.1	0.1	0.22	0.21	103	97	75-125	3	20	
Beryllium	mg/L	ND	0.1	0.1	0.10	0.097	102	97	75-125	5	20	
Boron	mg/L	0.014J	1	1	1.0	1.0	103	99	75-125	4	20	
Cadmium	mg/L	ND	0.1	0.1	0.10	0.097	101	97	75-125	4	20	
Chromium	mg/L	ND	0.1	0.1	0.10	0.097	102	97	75-125	5	20	
Cobalt	mg/L	ND	0.1	0.1	0.10	0.097	101	97	75-125	4	20	
Lead	mg/L	ND	0.1	0.1	0.10	0.098	102	98	75-125	4	20	
Lithium	mg/L	ND	0.1	0.1	0.11	0.099	105	99	75-125	6	20	
Molybdenum	mg/L	ND	0.1	0.1	0.11	0.11	107	104	75-125	3	20	
Selenium	mg/L	ND	0.1	0.1	0.10	0.099	104	99	75-125	5	20	
Thallium	mg/L	0.00021J	0.1	0.1	0.10	0.098	101	98	75-125	3	20	

Results presented on this page are in the units indicated by the "Units" column except where an alternate unit is presented to the right of the result.

This report shall not be reproduced, except in full,
without the written consent of Pace Analytical Services, LLC.

Pace Analytical Services, LLC
110 Technology Parkway
Peachtree Corners, GA 30092
(770)734-4200

QUALITY CONTROL DATA

Project: BOWEN AP-1-Revised Report
Pace Project No.: 92617392

QC Batch: 714121
QC Batch Method: EPA 3005A
Analysis Method: EPA 6020B
Analysis Description: 6020 MET
Laboratory: Pace Analytical Services - Peachtree Corners, GA
Associated Lab Samples: 92617392021

METHOD BLANK: 3723046 Matrix: Water
Associated Lab Samples: 92617392021

Parameter	Units	Blank Result	Reporting Limit	MDL	Analyzed	Qualifiers
Antimony	mg/L	ND	0.0030	0.00078	08/01/22 19:24	
Arsenic	mg/L	ND	0.0050	0.0022	08/01/22 19:24	
Barium	mg/L	ND	0.0050	0.00067	08/01/22 19:24	
Beryllium	mg/L	ND	0.00050	0.000054	08/01/22 19:24	
Boron	mg/L	ND	0.040	0.0086	08/01/22 19:24	
Cadmium	mg/L	ND	0.00050	0.00011	08/01/22 19:24	
Chromium	mg/L	ND	0.0050	0.0011	08/01/22 19:24	
Cobalt	mg/L	ND	0.0050	0.00039	08/01/22 19:24	
Lead	mg/L	ND	0.0010	0.00089	08/01/22 19:24	
Lithium	mg/L	ND	0.030	0.00073	08/01/22 19:24	
Molybdenum	mg/L	ND	0.010	0.00074	08/01/22 19:24	
Selenium	mg/L	ND	0.0050	0.0014	08/01/22 19:24	
Thallium	mg/L	ND	0.0010	0.00018	08/01/22 19:24	

LABORATORY CONTROL SAMPLE: 3723047

Parameter	Units	Spike Conc.	LCS Result	LCS % Rec	% Rec Limits	Qualifiers
Antimony	mg/L	0.1	0.11	110	80-120	
Arsenic	mg/L	0.1	0.098	98	80-120	
Barium	mg/L	0.1	0.10	105	80-120	
Beryllium	mg/L	0.1	0.097	97	80-120	
Boron	mg/L	1	1.0	100	80-120	
Cadmium	mg/L	0.1	0.10	101	80-120	
Chromium	mg/L	0.1	0.10	100	80-120	
Cobalt	mg/L	0.1	0.096	96	80-120	
Lead	mg/L	0.1	0.099	99	80-120	
Lithium	mg/L	0.1	0.098	98	80-120	
Molybdenum	mg/L	0.1	0.10	102	80-120	
Selenium	mg/L	0.1	0.097	97	80-120	
Thallium	mg/L	0.1	0.10	100	80-120	

MATRIX SPIKE & MATRIX SPIKE DUPLICATE: 3723096 3723097

Parameter	Units	92617451001 Result	MS Spike Conc.	MSD Spike Conc.	MS Result	MSD Result	MS % Rec	MSD % Rec	% Rec Limits	RPD	Max RPD	Qual
Antimony	mg/L	ND	0.1	0.1	0.11	0.11	110	108	75-125	2	20	
Arsenic	mg/L	ND	0.1	0.1	0.10	0.10	100	100	75-125	0	20	

Results presented on this page are in the units indicated by the "Units" column except where an alternate unit is presented to the right of the result.

REPORT OF LABORATORY ANALYSIS

This report shall not be reproduced, except in full,
without the written consent of Pace Analytical Services, LLC.

Pace Analytical Services, LLC
110 Technology Parkway
Peachtree Corners, GA 30092
(770)734-4200

QUALITY CONTROL DATA

Project: BOWEN AP-1-Revised Report
Pace Project No.: 92617392

MATRIX SPIKE & MATRIX SPIKE DUPLICATE: 3723096 3723097

Parameter	Units	92617451001 Result	MS Spike Conc.	MSD Spike Conc.	MS Result	MSD Result	MS % Rec	MSD % Rec	% Rec Limits	RPD	Max RPD	Qual
Barium	mg/L	224 ug/L	0.1	0.1	0.33	0.33	103	103	75-125	0	20	
Beryllium	mg/L	ND	0.1	0.1	0.10	0.099	100	99	75-125	1	20	
Boron	mg/L	90.1 ug/L	1	1	1.1	1.1	104	105	75-125	1	20	
Cadmium	mg/L	ND	0.1	0.1	0.10	0.10	101	101	75-125	0	20	
Chromium	mg/L	ND	0.1	0.1	0.10	0.11	103	104	75-125	1	20	
Cobalt	mg/L	ND	0.1	0.1	0.10	0.10	100	101	75-125	1	20	
Lead	mg/L	ND	0.1	0.1	0.095	0.095	94	95	75-125	0	20	
Lithium	mg/L	ND	0.1	0.1	0.10	0.11	102	103	75-125	1	20	
Molybdenum	mg/L	ND	0.1	0.1	0.11	0.11	108	108	75-125	0	20	
Selenium	mg/L	ND	0.1	0.1	0.098	0.097	97	96	75-125	1	20	
Thallium	mg/L	ND	0.1	0.1	0.094	0.094	94	94	75-125	0	20	

Results presented on this page are in the units indicated by the "Units" column except where an alternate unit is presented to the right of the result.

This report shall not be reproduced, except in full,
without the written consent of Pace Analytical Services, LLC.

Pace Analytical Services, LLC
110 Technology Parkway
Peachtree Corners, GA 30092
(770)734-4200

QUALITY CONTROL DATA

Project: BOWEN AP-1-Revised Report
Pace Project No.: 92617392

QC Batch: 714625
QC Batch Method: EPA 3005A
Analysis Method: EPA 6020B
Analysis Description: 6020 MET
Laboratory: Pace Analytical Services - Peachtree Corners, GA

Associated Lab Samples: 92617392022, 92617392023, 92617392024, 92617392025, 92617392026, 92617392027, 92617392028, 92617392029, 92617392030, 92617392031, 92617392032, 92617392033, 92617392034, 92617392035, 92617392036, 92617392037

METHOD BLANK: 3725676
Matrix: Water

Associated Lab Samples: 92617392022, 92617392023, 92617392024, 92617392025, 92617392026, 92617392027, 92617392028, 92617392029, 92617392030, 92617392031, 92617392032, 92617392033, 92617392034, 92617392035, 92617392036, 92617392037

Parameter	Units	Blank Result	Reporting Limit	MDL	Analyzed	Qualifiers
Antimony	mg/L	ND	0.0030	0.00078	08/04/22 13:34	
Arsenic	mg/L	ND	0.0050	0.0022	08/04/22 13:34	
Barium	mg/L	ND	0.0050	0.00067	08/04/22 13:34	
Beryllium	mg/L	ND	0.00050	0.000054	08/04/22 13:34	
Boron	mg/L	ND	0.040	0.0086	08/04/22 13:34	
Cadmium	mg/L	ND	0.00050	0.00011	08/04/22 13:34	
Chromium	mg/L	ND	0.0050	0.0011	08/04/22 13:34	
Cobalt	mg/L	ND	0.0050	0.00039	08/04/22 13:34	
Lead	mg/L	ND	0.0010	0.00089	08/04/22 13:34	
Lithium	mg/L	ND	0.030	0.00073	08/04/22 13:34	
Molybdenum	mg/L	ND	0.010	0.00074	08/04/22 13:34	
Selenium	mg/L	ND	0.0050	0.0014	08/04/22 13:34	
Thallium	mg/L	ND	0.0010	0.00018	08/04/22 13:34	

LABORATORY CONTROL SAMPLE: 3725677

Parameter	Units	Spike Conc.	LCS Result	LCS % Rec	% Rec Limits	Qualifiers
Antimony	mg/L	0.1	0.11	110	80-120	
Arsenic	mg/L	0.1	0.097	97	80-120	
Barium	mg/L	0.1	0.10	102	80-120	
Beryllium	mg/L	0.1	0.096	96	80-120	
Boron	mg/L	1	1.0	101	80-120	
Cadmium	mg/L	0.1	0.098	98	80-120	
Chromium	mg/L	0.1	0.10	101	80-120	
Cobalt	mg/L	0.1	0.10	101	80-120	
Lead	mg/L	0.1	0.10	100	80-120	
Lithium	mg/L	0.1	0.098	98	80-120	
Molybdenum	mg/L	0.1	0.10	105	80-120	
Selenium	mg/L	0.1	0.096	96	80-120	
Thallium	mg/L	0.1	0.099	99	80-120	

Results presented on this page are in the units indicated by the "Units" column except where an alternate unit is presented to the right of the result.

This report shall not be reproduced, except in full,
without the written consent of Pace Analytical Services, LLC.

Pace Analytical Services, LLC
110 Technology Parkway
Peachtree Corners, GA 30092
(770)734-4200

QUALITY CONTROL DATA

Project: BOWEN AP-1-Revised Report
Pace Project No.: 92617392

MATRIX SPIKE & MATRIX SPIKE DUPLICATE: 3725678 3725679

Parameter	Units	92617392022 Result	MS Spike Conc.	MSD Spike Conc.	MS Result	MSD Result	MS % Rec	MSD % Rec	% Rec Limits	RPD	Max RPD	Qual
Antimony	mg/L	ND	0.1	0.1	0.11	0.10	106	104	75-125	1	20	
Arsenic	mg/L	0.0024J	0.1	0.1	0.10	0.10	98	98	75-125	0	20	
Barium	mg/L	0.028	0.1	0.1	0.14	0.14	112	108	75-125	3	20	
Beryllium	mg/L	ND	0.1	0.1	0.089	0.089	89	89	75-125	0	20	
Boron	mg/L	1.1	1	1	2.2	2.2	109	109	75-125	0	20	
Cadmium	mg/L	ND	0.1	0.1	0.094	0.097	94	97	75-125	3	20	
Chromium	mg/L	ND	0.1	0.1	0.097	0.098	97	97	75-125	0	20	
Cobalt	mg/L	0.00074J	0.1	0.1	0.098	0.098	97	97	75-125	0	20	
Lead	mg/L	ND	0.1	0.1	0.093	0.093	93	93	75-125	0	20	
Lithium	mg/L	0.0061J	0.1	0.1	0.095	0.096	89	90	75-125	1	20	
Molybdenum	mg/L	0.0090J	0.1	0.1	0.11	0.11	100	99	75-125	1	20	
Selenium	mg/L	ND	0.1	0.1	0.097	0.095	97	95	75-125	2	20	
Thallium	mg/L	0.00029J	0.1	0.1	0.094	0.095	93	95	75-125	2	20	

Results presented on this page are in the units indicated by the "Units" column except where an alternate unit is presented to the right of the result.

This report shall not be reproduced, except in full,
without the written consent of Pace Analytical Services, LLC.

Pace Analytical Services, LLC
110 Technology Parkway
Peachtree Corners, GA 30092
(770)734-4200

QUALITY CONTROL DATA

Project: BOWEN AP-1-Revised Report
Pace Project No.: 92617392

QC Batch: 715915
QC Batch Method: EPA 3005A
Analysis Method: EPA 6020B
Analysis Description: 6020 MET
Laboratory: Pace Analytical Services - Peachtree Corners, GA

Associated Lab Samples: 92617392038, 92617392039, 92617392040, 92617392041, 92617392042, 92617392043, 92617392044, 92617392045, 92617392046, 92617392047, 92617392048, 92617392049, 92617392050, 92617392051, 92617392052, 92617392053, 92617392054, 92617392055, 92617392056

METHOD BLANK: 3732025
Matrix: Water

Associated Lab Samples: 92617392038, 92617392039, 92617392040, 92617392041, 92617392042, 92617392043, 92617392044, 92617392045, 92617392046, 92617392047, 92617392048, 92617392049, 92617392050, 92617392051, 92617392052, 92617392053, 92617392054, 92617392055, 92617392056

Parameter	Units	Blank Result	Reporting Limit	MDL	Analyzed	Qualifiers
Antimony	mg/L	ND	0.0030	0.00078	08/10/22 16:33	
Arsenic	mg/L	ND	0.0050	0.0022	08/10/22 16:33	
Barium	mg/L	ND	0.0050	0.00067	08/10/22 16:33	
Beryllium	mg/L	ND	0.00050	0.000054	08/10/22 16:33	
Boron	mg/L	ND	0.040	0.0086	08/10/22 16:33	
Cadmium	mg/L	ND	0.00050	0.00011	08/10/22 16:33	
Chromium	mg/L	ND	0.0050	0.0011	08/10/22 16:33	
Cobalt	mg/L	ND	0.0050	0.00039	08/10/22 16:33	
Lead	mg/L	ND	0.0010	0.00089	08/10/22 16:33	
Lithium	mg/L	ND	0.030	0.00073	08/10/22 16:33	
Molybdenum	mg/L	ND	0.010	0.00074	08/10/22 16:33	
Selenium	mg/L	ND	0.0050	0.0014	08/10/22 16:33	
Thallium	mg/L	ND	0.0010	0.00018	08/10/22 16:33	

LABORATORY CONTROL SAMPLE: 3732026

Parameter	Units	Spike Conc.	LCS Result	LCS % Rec	% Rec Limits	Qualifiers
Antimony	mg/L	0.1	0.11	114	80-120	
Arsenic	mg/L	0.1	0.10	101	80-120	
Barium	mg/L	0.1	0.10	104	80-120	
Beryllium	mg/L	0.1	0.10	103	80-120	
Boron	mg/L	1	1.1	105	80-120	
Cadmium	mg/L	0.1	0.10	103	80-120	
Chromium	mg/L	0.1	0.10	102	80-120	
Cobalt	mg/L	0.1	0.098	98	80-120	
Lead	mg/L	0.1	0.10	102	80-120	
Lithium	mg/L	0.1	0.11	105	80-120	
Molybdenum	mg/L	0.1	0.11	106	80-120	
Selenium	mg/L	0.1	0.099	99	80-120	
Thallium	mg/L	0.1	0.10	102	80-120	

Results presented on this page are in the units indicated by the "Units" column except where an alternate unit is presented to the right of the result.

This report shall not be reproduced, except in full,
without the written consent of Pace Analytical Services, LLC.

Pace Analytical Services, LLC
110 Technology Parkway
Peachtree Corners, GA 30092
(770)734-4200

QUALITY CONTROL DATA

Project: BOWEN AP-1-Revised Report
Pace Project No.: 92617392

MATRIX SPIKE & MATRIX SPIKE DUPLICATE: 3732708 3732709

Parameter	Units	92617392041 Result	MS Spike Conc.	MSD Spike Conc.	MS Result	MSD Result	MS % Rec	MSD % Rec	% Rec Limits	RPD	Max RPD	Qual
Antimony	mg/L	ND	0.1	0.1	0.11	0.12	114	115	75-125	1	20	
Arsenic	mg/L	0.0033J	0.1	0.1	0.11	0.11	108	106	75-125	1	20	
Barium	mg/L	0.074	0.1	0.1	0.17	0.17	98	98	75-125	0	20	
Beryllium	mg/L	0.00012J	0.1	0.1	0.093	0.093	93	93	75-125	0	20	
Boron	mg/L	21.5	1	1	20.5	21.2	-99	-29	75-125	3	20	M1
Cadmium	mg/L	0.00012J	0.1	0.1	0.095	0.096	95	95	75-125	0	20	
Chromium	mg/L	ND	0.1	0.1	0.097	0.096	97	96	75-125	1	20	
Cobalt	mg/L	0.034	0.1	0.1	0.13	0.12	93	90	75-125	2	20	
Lead	mg/L	ND	0.1	0.1	0.095	0.095	95	95	75-125	0	20	
Lithium	mg/L	0.030J	0.1	0.1	0.13	0.13	100	100	75-125	0	20	
Molybdenum	mg/L	0.040	0.1	0.1	0.15	0.15	109	109	75-125	0	20	
Selenium	mg/L	ND	0.1	0.1	0.10	0.11	104	104	75-125	1	20	
Thallium	mg/L	0.00098J	0.1	0.1	0.098	0.097	97	96	75-125	0	20	

Results presented on this page are in the units indicated by the "Units" column except where an alternate unit is presented to the right of the result.

This report shall not be reproduced, except in full,
without the written consent of Pace Analytical Services, LLC.

Pace Analytical Services, LLC
110 Technology Parkway
Peachtree Corners, GA 30092
(770)734-4200

QUALITY CONTROL DATA

Project: BOWEN AP-1-Revised Report
Pace Project No.: 92617392

QC Batch: 714378
QC Batch Method: EPA 7470A
Analysis Method: EPA 7470A
Analysis Description: 7470 Mercury
Laboratory: Pace Analytical Services - Peachtree Corners, GA

Associated Lab Samples: 92617392001, 92617392002, 92617392003, 92617392004, 92617392005, 92617392006, 92617392007, 92617392008, 92617392009, 92617392010, 92617392011, 92617392012, 92617392013, 92617392014, 92617392015, 92617392016, 92617392017, 92617392018, 92617392019, 92617392020

METHOD BLANK: 3724303
Matrix: Water
Associated Lab Samples: 92617392001, 92617392002, 92617392003, 92617392004, 92617392005, 92617392006, 92617392007, 92617392008, 92617392009, 92617392010, 92617392011, 92617392012, 92617392013, 92617392014, 92617392015, 92617392016, 92617392017, 92617392018, 92617392019, 92617392020

Parameter	Units	Blank Result	Reporting Limit	MDL	Analyzed	Qualifiers
Mercury	mg/L	ND	0.00020	0.00013	08/03/22 08:47	

LABORATORY CONTROL SAMPLE: 3724304

Parameter	Units	Spike Conc.	LCS Result	LCS % Rec	% Rec Limits	Qualifiers
Mercury	mg/L	0.0025	0.0023	94	80-120	

MATRIX SPIKE & MATRIX SPIKE DUPLICATE: 3724305 3724306

Parameter	Units	92617392002 Result	MS Spike Conc.	MSD Spike Conc.	MS Result	MSD Result	MS % Rec	MSD % Rec	% Rec Limits	RPD	Max RPD	Qual
Mercury	mg/L	0.00015J	0.0025	0.0025	0.0025	0.0027	95	101	75-125	5	20	

Results presented on this page are in the units indicated by the "Units" column except where an alternate unit is presented to the right of the result.

This report shall not be reproduced, except in full,
without the written consent of Pace Analytical Services, LLC.

Pace Analytical Services, LLC
110 Technology Parkway
Peachtree Corners, GA 30092
(770)734-4200

QUALITY CONTROL DATA

Project: BOWEN AP-1-Revised Report
Pace Project No.: 92617392

QC Batch: 714912
QC Batch Method: EPA 7470A
Analysis Method: EPA 7470A
Analysis Description: 7470 Mercury
Laboratory: Pace Analytical Services - Peachtree Corners, GA

Associated Lab Samples: 92617392021, 92617392022, 92617392023, 92617392024, 92617392025, 92617392026, 92617392027, 92617392028, 92617392029, 92617392030, 92617392031, 92617392032, 92617392033, 92617392034, 92617392035, 92617392036, 92617392037

METHOD BLANK: 3727174
Matrix: Water

Associated Lab Samples: 92617392021, 92617392022, 92617392023, 92617392024, 92617392025, 92617392026, 92617392027, 92617392028, 92617392029, 92617392030, 92617392031, 92617392032, 92617392033, 92617392034, 92617392035, 92617392036, 92617392037

Parameter	Units	Blank Result	Reporting Limit	MDL	Analyzed	Qualifiers
Mercury	mg/L	ND	0.00020	0.00013	08/05/22 07:48	

LABORATORY CONTROL SAMPLE: 3727175

Parameter	Units	Spike Conc.	LCS Result	LCS % Rec	% Rec Limits	Qualifiers
Mercury	mg/L	0.0025	0.0025	98	80-120	

MATRIX SPIKE & MATRIX SPIKE DUPLICATE: 3727176 3727177

Parameter	Units	92617392021 Result	MS Spike Conc.	MSD Spike Conc.	MS Result	MSD Result	MS % Rec	MSD % Rec	% Rec Limits	RPD	Max RPD	Qual
Mercury	mg/L	0.00029	0.0025	0.0025	0.0024	0.0024	86	84	75-125	2	20	

Results presented on this page are in the units indicated by the "Units" column except where an alternate unit is presented to the right of the result.

This report shall not be reproduced, except in full,
without the written consent of Pace Analytical Services, LLC.

Pace Analytical Services, LLC
110 Technology Parkway
Peachtree Corners, GA 30092
(770)734-4200

QUALITY CONTROL DATA

Project: BOWEN AP-1-Revised Report
Pace Project No.: 92617392

QC Batch: 715905
QC Batch Method: EPA 7470A
Analysis Method: EPA 7470A
Analysis Description: 7470 Mercury
Laboratory: Pace Analytical Services - Peachtree Corners, GA

Associated Lab Samples: 92617392038, 92617392039, 92617392040, 92617392041, 92617392042, 92617392043, 92617392044, 92617392045, 92617392046, 92617392047, 92617392048, 92617392049, 92617392050, 92617392051, 92617392052, 92617392053, 92617392054, 92617392055, 92617392056

METHOD BLANK: 3731981
Matrix: Water
Associated Lab Samples: 92617392038, 92617392039, 92617392040, 92617392041, 92617392042, 92617392043, 92617392044, 92617392045, 92617392046, 92617392047, 92617392048, 92617392049, 92617392050, 92617392051, 92617392052, 92617392053, 92617392054, 92617392055, 92617392056

Parameter	Units	Blank Result	Reporting Limit	MDL	Analyzed	Qualifiers
Mercury	mg/L	ND	0.00020	0.00013	08/09/22 13:44	

LABORATORY CONTROL SAMPLE: 3731982

Parameter	Units	Spike Conc.	LCS Result	LCS % Rec	% Rec Limits	Qualifiers
Mercury	mg/L	0.0025	0.0025	98	80-120	

MATRIX SPIKE & MATRIX SPIKE DUPLICATE: 3731983 3731984

Parameter	Units	92617392038 Result	MS Spike Conc.	MSD Spike Conc.	MS Result	MSD Result	MS % Rec	MSD % Rec	% Rec Limits	RPD	Max RPD	Qual
Mercury	mg/L	ND	0.0025	0.0025	0.0026	0.0026	103	103	75-125	0	20	

Results presented on this page are in the units indicated by the "Units" column except where an alternate unit is presented to the right of the result.

This report shall not be reproduced, except in full,
without the written consent of Pace Analytical Services, LLC.

Pace Analytical Services, LLC
110 Technology Parkway
Peachtree Corners, GA 30092
(770)734-4200

QUALITY CONTROL DATA

Project: BOWEN AP-1-Revised Report
Pace Project No.: 92617392

QC Batch: 713720
QC Batch Method: SM 2540C-2015
Analysis Method: SM 2540C-2015
Analysis Description: 2540C Total Dissolved Solids
Laboratory: Pace Analytical Services - Peachtree Corners, GA

Associated Lab Samples: 92617392001, 92617392002, 92617392003, 92617392004, 92617392005, 92617392006, 92617392007, 92617392008, 92617392009, 92617392010, 92617392011, 92617392012, 92617392013, 92617392014, 92617392015, 92617392016, 92617392017, 92617392018

METHOD BLANK: 3721157
Matrix: Water

Associated Lab Samples: 92617392001, 92617392002, 92617392003, 92617392004, 92617392005, 92617392006, 92617392007, 92617392008, 92617392009, 92617392010, 92617392011, 92617392012, 92617392013, 92617392014, 92617392015, 92617392016, 92617392017, 92617392018

Parameter	Units	Blank Result	Reporting Limit	MDL	Analyzed	Qualifiers
Total Dissolved Solids	mg/L	ND	10.0	10.0	07/29/22 15:44	

LABORATORY CONTROL SAMPLE: 3721158

Parameter	Units	Spike Conc.	LCS Result	LCS % Rec	% Rec Limits	Qualifiers
Total Dissolved Solids	mg/L	400	377	94	80-120	

SAMPLE DUPLICATE: 3721159

Parameter	Units	92617392001 Result	Dup Result	RPD	Max RPD	Qualifiers
Total Dissolved Solids	mg/L	215	227	5	25	

SAMPLE DUPLICATE: 3721160

Parameter	Units	92617392011 Result	Dup Result	RPD	Max RPD	Qualifiers
Total Dissolved Solids	mg/L	ND	ND		25	

Results presented on this page are in the units indicated by the "Units" column except where an alternate unit is presented to the right of the result.

REPORT OF LABORATORY ANALYSIS

This report shall not be reproduced, except in full,
without the written consent of Pace Analytical Services, LLC.

Pace Analytical Services, LLC
110 Technology Parkway
Peachtree Corners, GA 30092
(770)734-4200

QUALITY CONTROL DATA

Project: BOWEN AP-1-Revised Report
Pace Project No.: 92617392

QC Batch: 714331
QC Batch Method: SM 2540C-2015
Analysis Method: SM 2540C-2015
Analysis Description: 2540C Total Dissolved Solids
Laboratory: Pace Analytical Services - Peachtree Corners, GA
Associated Lab Samples: 92617392019, 92617392020, 92617392021, 92617392022, 92617392023, 92617392024, 92617392025, 92617392026, 92617392027, 92617392028, 92617392029

METHOD BLANK: 3724085
Matrix: Water
Associated Lab Samples: 92617392019, 92617392020, 92617392021, 92617392022, 92617392023, 92617392024, 92617392025, 92617392026, 92617392027, 92617392028, 92617392029

Parameter	Units	Blank Result	Reporting Limit	MDL	Analyzed	Qualifiers
Total Dissolved Solids	mg/L	ND	10.0	10.0	08/02/22 11:59	

LABORATORY CONTROL SAMPLE: 3724086

Parameter	Units	Spike Conc.	LCS Result	LCS % Rec	% Rec Limits	Qualifiers
Total Dissolved Solids	mg/L	400	387	97	80-120	

SAMPLE DUPLICATE: 3724087

Parameter	Units	92617562001 Result	Dup Result	RPD	Max RPD	Qualifiers
Total Dissolved Solids	mg/L	508	496	2	25	

SAMPLE DUPLICATE: 3724102

Parameter	Units	92617392022 Result	Dup Result	RPD	Max RPD	Qualifiers
Total Dissolved Solids	mg/L	732	712	3	25	

Results presented on this page are in the units indicated by the "Units" column except where an alternate unit is presented to the right of the result.

This report shall not be reproduced, except in full,
without the written consent of Pace Analytical Services, LLC.

Pace Analytical Services, LLC
110 Technology Parkway
Peachtree Corners, GA 30092
(770)734-4200

QUALITY CONTROL DATA

Project: BOWEN AP-1-Revised Report
Pace Project No.: 92617392

QC Batch: 714620
QC Batch Method: SM 2540C-2015
Analysis Method: SM 2540C-2015
Analysis Description: 2540C Total Dissolved Solids
Laboratory: Pace Analytical Services - Peachtree Corners, GA
Associated Lab Samples: 92617392030, 92617392031, 92617392032, 92617392033, 92617392034, 92617392035, 92617392036, 92617392037

METHOD BLANK: 3725663
Matrix: Water
Associated Lab Samples: 92617392030, 92617392031, 92617392032, 92617392033, 92617392034, 92617392035, 92617392036, 92617392037

Parameter	Units	Blank Result	Reporting Limit	MDL	Analyzed	Qualifiers
Total Dissolved Solids	mg/L	ND	10.0	10.0	08/03/22 13:03	

LABORATORY CONTROL SAMPLE: 3725664

Parameter	Units	Spike Conc.	LCS Result	LCS % Rec	% Rec Limits	Qualifiers
Total Dissolved Solids	mg/L	400	387	97	80-120	

SAMPLE DUPLICATE: 3725665

Parameter	Units	92617392030 Result	Dup Result	RPD	Max RPD	Qualifiers
Total Dissolved Solids	mg/L	628	618	2	25	

SAMPLE DUPLICATE: 3725666

Parameter	Units	92617900001 Result	Dup Result	RPD	Max RPD	Qualifiers
Total Dissolved Solids	mg/L	1740	1520	13	25	

Results presented on this page are in the units indicated by the "Units" column except where an alternate unit is presented to the right of the result.

This report shall not be reproduced, except in full,
without the written consent of Pace Analytical Services, LLC.

Pace Analytical Services, LLC
110 Technology Parkway
Peachtree Corners, GA 30092
(770)734-4200

QUALITY CONTROL DATA

Project: BOWEN AP-1-Revised Report
Pace Project No.: 92617392

QC Batch: 715587
QC Batch Method: SM 2540C-2015
Analysis Method: SM 2540C-2015
Analysis Description: 2540C Total Dissolved Solids
Laboratory: Pace Analytical Services - Peachtree Corners, GA
Associated Lab Samples: 92617392038, 92617392039, 92617392040, 92617392041, 92617392042, 92617392043, 92617392044, 92617392045, 92617392046, 92617392047, 92617392048, 92617392049

METHOD BLANK: 3730511
Matrix: Water
Associated Lab Samples: 92617392038, 92617392039, 92617392040, 92617392041, 92617392042, 92617392043, 92617392044, 92617392045, 92617392046, 92617392047, 92617392048, 92617392049

Parameter	Units	Blank Result	Reporting Limit	MDL	Analyzed	Qualifiers
Total Dissolved Solids	mg/L	ND	10.0	10.0	08/08/22 09:01	

LABORATORY CONTROL SAMPLE: 3730512

Parameter	Units	Spike Conc.	LCS Result	LCS % Rec	% Rec Limits	Qualifiers
Total Dissolved Solids	mg/L	400	392	98	80-120	

SAMPLE DUPLICATE: 3730513

Parameter	Units	92617392049 Result	Dup Result	RPD	Max RPD	Qualifiers
Total Dissolved Solids	mg/L	2780	2220	22	25	

SAMPLE DUPLICATE: 3730514

Parameter	Units	92617392043 Result	Dup Result	RPD	Max RPD	Qualifiers
Total Dissolved Solids	mg/L	1060	996	6	25	

Results presented on this page are in the units indicated by the "Units" column except where an alternate unit is presented to the right of the result.

This report shall not be reproduced, except in full,
without the written consent of Pace Analytical Services, LLC.

Pace Analytical Services, LLC
110 Technology Parkway
Peachtree Corners, GA 30092
(770)734-4200

QUALITY CONTROL DATA

Project: BOWEN AP-1-Revised Report
Pace Project No.: 92617392

QC Batch: 715588 | Analysis Method: SM 2540C-2015
QC Batch Method: SM 2540C-2015 | Analysis Description: 2540C Total Dissolved Solids
Laboratory: Pace Analytical Services - Peachtree Corners, GA
Associated Lab Samples: 92617392050, 92617392051, 92617392052, 92617392053, 92617392054, 92617392055, 92617392056

METHOD BLANK: 3730515 | Matrix: Water
Associated Lab Samples: 92617392050, 92617392051, 92617392052, 92617392053, 92617392054, 92617392055, 92617392056

Parameter	Units	Blank Result	Reporting Limit	MDL	Analyzed	Qualifiers
Total Dissolved Solids	mg/L	ND	10.0	10.0	08/08/22 09:16	

LABORATORY CONTROL SAMPLE: 3730516

Parameter	Units	Spike Conc.	LCS Result	LCS % Rec	% Rec Limits	Qualifiers
Total Dissolved Solids	mg/L	400	395	99	80-120	

SAMPLE DUPLICATE: 3730517

Parameter	Units	92617392050 Result	Dup Result	RPD	Max RPD	Qualifiers
Total Dissolved Solids	mg/L	582	612	5	25	

SAMPLE DUPLICATE: 3730518

Parameter	Units	92618820002 Result	Dup Result	RPD	Max RPD	Qualifiers
Total Dissolved Solids	mg/L	648	646	0	25	

Results presented on this page are in the units indicated by the "Units" column except where an alternate unit is presented to the right of the result.

This report shall not be reproduced, except in full,
without the written consent of Pace Analytical Services, LLC.

Pace Analytical Services, LLC
110 Technology Parkway
Peachtree Corners, GA 30092
(770)734-4200

QUALITY CONTROL DATA

Project: BOWEN AP-1-Revised Report
Pace Project No.: 92617392

QC Batch: 714673
QC Batch Method: SM 2320B-2011
Analysis Method: SM 2320B-2011
Analysis Description: 2320B Alkalinity
Laboratory: Pace Analytical Services - Asheville
Associated Lab Samples: 92617392001, 92617392002

METHOD BLANK: 3726058 Matrix: Water
Associated Lab Samples: 92617392001, 92617392002

Parameter	Units	Blank Result	Reporting Limit	MDL	Analyzed	Qualifiers
Alkalinity, Total as CaCO3	mg/L	ND	5.0	5.0	08/04/22 06:48	
Alkalinity,Bicarbonate (CaCO3)	mg/L	ND	5.0	5.0	08/04/22 06:48	
Alkalinity,Carbonate (CaCO3)	mg/L	ND	5.0	5.0	08/04/22 06:48	

LABORATORY CONTROL SAMPLE: 3726059

Parameter	Units	Spike Conc.	LCS Result	LCS % Rec	% Rec Limits	Qualifiers
Alkalinity, Total as CaCO3	mg/L	50	49.7	99	80-120	

LABORATORY CONTROL SAMPLE: 3726060

Parameter	Units	Spike Conc.	LCS Result	LCS % Rec	% Rec Limits	Qualifiers
Alkalinity, Total as CaCO3	mg/L	50	48.3	97	80-120	

MATRIX SPIKE & MATRIX SPIKE DUPLICATE: 3726061 3726062

Parameter	Units	92617168028 Result	MS Spike Conc.	MSD Spike Conc.	MS Result	MSD Result	MS % Rec	MSD % Rec	% Rec Limits	RPD	Max RPD	Qual
Alkalinity, Total as CaCO3	mg/L	120	50	50	151	147	62	55	80-120	2	25	M1

MATRIX SPIKE & MATRIX SPIKE DUPLICATE: 3726063 3726064

Parameter	Units	92616996004 Result	MS Spike Conc.	MSD Spike Conc.	MS Result	MSD Result	MS % Rec	MSD % Rec	% Rec Limits	RPD	Max RPD	Qual
Alkalinity, Total as CaCO3	mg/L	20.8	50	50	69.2	69.6	97	98	80-120	1	25	

Results presented on this page are in the units indicated by the "Units" column except where an alternate unit is presented to the right of the result.

REPORT OF LABORATORY ANALYSIS

This report shall not be reproduced, except in full,
without the written consent of Pace Analytical Services, LLC.

Pace Analytical Services, LLC
110 Technology Parkway
Peachtree Corners, GA 30092
(770)734-4200

QUALITY CONTROL DATA

Project: BOWEN AP-1-Revised Report
Pace Project No.: 92617392

QC Batch: 714908
QC Batch Method: SM 2320B-2011
Analysis Method: SM 2320B-2011
Analysis Description: 2320B Alkalinity
Laboratory: Pace Analytical Services - Asheville
Associated Lab Samples: 92617392003, 92617392004, 92617392005, 92617392006, 92617392007, 92617392008, 92617392009, 92617392010, 92617392011, 92617392012, 92617392013, 92617392014, 92617392015, 92617392016, 92617392017, 92617392018, 92617392019, 92617392020, 92617392021

METHOD BLANK: 3727162
Matrix: Water
Associated Lab Samples: 92617392003, 92617392004, 92617392005, 92617392006, 92617392007, 92617392008, 92617392009, 92617392010, 92617392011, 92617392012, 92617392013, 92617392014, 92617392015, 92617392016, 92617392017, 92617392018, 92617392019, 92617392020, 92617392021

Parameter	Units	Blank Result	Reporting Limit	MDL	Analyzed	Qualifiers
Alkalinity, Total as CaCO3	mg/L	ND	5.0	5.0	08/04/22 11:50	
Alkalinity,Bicarbonate (CaCO3)	mg/L	ND	5.0	5.0	08/04/22 11:50	
Alkalinity,Carbonate (CaCO3)	mg/L	ND	5.0	5.0	08/04/22 11:50	

LABORATORY CONTROL SAMPLE: 3727163

Parameter	Units	Spike Conc.	LCS Result	LCS % Rec	% Rec Limits	Qualifiers
Alkalinity, Total as CaCO3	mg/L	50	48.5	97	80-120	

LABORATORY CONTROL SAMPLE: 3727164

Parameter	Units	Spike Conc.	LCS Result	LCS % Rec	% Rec Limits	Qualifiers
Alkalinity, Total as CaCO3	mg/L	50	48.6	97	80-120	

MATRIX SPIKE & MATRIX SPIKE DUPLICATE: 3727165 3727166

Parameter	Units	92617392003 Result	MS Spike Conc.	MSD Spike Conc.	MS Result	MSD Result	MS % Rec	MSD % Rec	% Rec Limits	RPD	Max RPD	Qual
Alkalinity, Total as CaCO3	mg/L	252	50	50	295	309	85	113	80-120	5	25	

MATRIX SPIKE & MATRIX SPIKE DUPLICATE: 3727167 3727168

Parameter	Units	92617392013 Result	MS Spike Conc.	MSD Spike Conc.	MS Result	MSD Result	MS % Rec	MSD % Rec	% Rec Limits	RPD	Max RPD	Qual
Alkalinity, Total as CaCO3	mg/L	270	50	50	319	311	100	83	80-120	3	25	

Results presented on this page are in the units indicated by the "Units" column except where an alternate unit is presented to the right of the result.

This report shall not be reproduced, except in full,
without the written consent of Pace Analytical Services, LLC.

Pace Analytical Services, LLC
110 Technology Parkway
Peachtree Corners, GA 30092
(770)734-4200

QUALITY CONTROL DATA

Project: BOWEN AP-1-Revised Report
Pace Project No.: 92617392

QC Batch: 715338
QC Batch Method: SM 2320B-2011
Analysis Method: SM 2320B-2011
Analysis Description: 2320B Alkalinity
Laboratory: Pace Analytical Services - Asheville
Associated Lab Samples: 92617392022, 92617392023, 92617392024, 92617392025, 92617392026, 92617392027, 92617392028, 92617392029, 92617392030, 92617392031, 92617392032, 92617392033

METHOD BLANK: 3729307
Matrix: Water
Associated Lab Samples: 92617392022, 92617392023, 92617392024, 92617392025, 92617392026, 92617392027, 92617392028, 92617392029, 92617392030, 92617392031, 92617392032, 92617392033

Parameter	Units	Blank Result	Reporting Limit	MDL	Analyzed	Qualifiers
Alkalinity, Total as CaCO3	mg/L	ND	5.0	5.0	08/05/22 17:50	
Alkalinity,Bicarbonate (CaCO3)	mg/L	ND	5.0	5.0	08/05/22 17:50	
Alkalinity,Carbonate (CaCO3)	mg/L	ND	5.0	5.0	08/05/22 17:50	

LABORATORY CONTROL SAMPLE: 3729308

Parameter	Units	Spike Conc.	LCS Result	LCS % Rec	% Rec Limits	Qualifiers
Alkalinity, Total as CaCO3	mg/L	50	49.1	98	80-120	

LABORATORY CONTROL SAMPLE: 3729309

Parameter	Units	Spike Conc.	LCS Result	LCS % Rec	% Rec Limits	Qualifiers
Alkalinity, Total as CaCO3	mg/L	50	52.5	105	80-120	

MATRIX SPIKE & MATRIX SPIKE DUPLICATE: 3729310 3729311

Parameter	Units	92617232002 Result	MS Spike Conc.	MSD Spike Conc.	MS Result	MSD Result	MS % Rec	MSD % Rec	% Rec Limits	RPD	Max RPD	Qual
Alkalinity, Total as CaCO3	mg/L	149	50	50	207	210	115	121	80-120	1	25	M1

MATRIX SPIKE & MATRIX SPIKE DUPLICATE: 3729312 3729313

Parameter	Units	92617392029 Result	MS Spike Conc.	MSD Spike Conc.	MS Result	MSD Result	MS % Rec	MSD % Rec	% Rec Limits	RPD	Max RPD	Qual
Alkalinity, Total as CaCO3	mg/L	204	50	50	243	251	78	95	80-120	3	25	M1

Results presented on this page are in the units indicated by the "Units" column except where an alternate unit is presented to the right of the result.

This report shall not be reproduced, except in full,
without the written consent of Pace Analytical Services, LLC.

Pace Analytical Services, LLC
110 Technology Parkway
Peachtree Corners, GA 30092
(770)734-4200

QUALITY CONTROL DATA

Project: BOWEN AP-1-Revised Report
Pace Project No.: 92617392

QC Batch: 715511
QC Batch Method: SM 2320B-2011
Analysis Method: SM 2320B-2011
Analysis Description: 2320B Alkalinity
Laboratory: Pace Analytical Services - Asheville
Associated Lab Samples: 92617392034, 92617392035, 92617392036, 92617392037

METHOD BLANK: 3730311 Matrix: Water
Associated Lab Samples: 92617392034, 92617392035, 92617392036, 92617392037

Parameter	Units	Blank Result	Reporting Limit	MDL	Analyzed	Qualifiers
Alkalinity, Total as CaCO3	mg/L	ND	5.0	5.0	08/08/22 10:36	
Alkalinity,Bicarbonate (CaCO3)	mg/L	ND	5.0	5.0	08/08/22 10:36	
Alkalinity,Carbonate (CaCO3)	mg/L	ND	5.0	5.0	08/08/22 10:36	

LABORATORY CONTROL SAMPLE: 3730312

Parameter	Units	Spike Conc.	LCS Result	LCS % Rec	% Rec Limits	Qualifiers
Alkalinity, Total as CaCO3	mg/L	50	48.6	97	80-120	

LABORATORY CONTROL SAMPLE: 3730313

Parameter	Units	Spike Conc.	LCS Result	LCS % Rec	% Rec Limits	Qualifiers
Alkalinity, Total as CaCO3	mg/L	50	48.9	98	80-120	

MATRIX SPIKE & MATRIX SPIKE DUPLICATE: 3730314 3730315

Parameter	Units	92617900001 Result	MS Spike Conc.	MSD Spike Conc.	MS Result	MSD Result	MS % Rec	MSD % Rec	% Rec Limits	RPD	Max RPD	Qual
Alkalinity, Total as CaCO3	mg/L	113	50	50	155	160	86	95	80-120	3	25	

MATRIX SPIKE & MATRIX SPIKE DUPLICATE: 3730316 3730317

Parameter	Units	92618781004 Result	MS Spike Conc.	MSD Spike Conc.	MS Result	MSD Result	MS % Rec	MSD % Rec	% Rec Limits	RPD	Max RPD	Qual
Alkalinity, Total as CaCO3	mg/L	252	50	50	284	292	64	80	80-120	3	25	M1

Results presented on this page are in the units indicated by the "Units" column except where an alternate unit is presented to the right of the result.

REPORT OF LABORATORY ANALYSIS

This report shall not be reproduced, except in full,
without the written consent of Pace Analytical Services, LLC.

Pace Analytical Services, LLC
110 Technology Parkway
Peachtree Corners, GA 30092
(770)734-4200

QUALITY CONTROL DATA

Project: BOWEN AP-1-Revised Report
Pace Project No.: 92617392

QC Batch: 716049
QC Batch Method: SM 2320B-2011
Analysis Method: SM 2320B-2011
Analysis Description: 2320B Alkalinity
Laboratory: Pace Analytical Services - Asheville
Associated Lab Samples: 92617392041, 92617392042, 92617392043, 92617392044, 92617392045, 92617392046, 92617392047, 92617392049, 92617392050, 92617392051, 92617392052, 92617392053, 92617392054, 92617392055, 92617392056

METHOD BLANK: 3732922
Matrix: Water
Associated Lab Samples: 92617392041, 92617392042, 92617392043, 92617392044, 92617392045, 92617392046, 92617392047, 92617392049, 92617392050, 92617392051, 92617392052, 92617392053, 92617392054, 92617392055, 92617392056

Parameter	Units	Blank Result	Reporting Limit	MDL	Analyzed	Qualifiers
Alkalinity, Total as CaCO3	mg/L	ND	5.0	5.0	08/10/22 13:40	
Alkalinity,Bicarbonate (CaCO3)	mg/L	ND	5.0	5.0	08/10/22 13:40	
Alkalinity,Carbonate (CaCO3)	mg/L	ND	5.0	5.0	08/10/22 13:40	

LABORATORY CONTROL SAMPLE: 3732923

Parameter	Units	Spike Conc.	LCS Result	LCS % Rec	% Rec Limits	Qualifiers
Alkalinity, Total as CaCO3	mg/L	50	48.6	97	80-120	

LABORATORY CONTROL SAMPLE: 3732924

Parameter	Units	Spike Conc.	LCS Result	LCS % Rec	% Rec Limits	Qualifiers
Alkalinity, Total as CaCO3	mg/L	50	48.6	97	80-120	

MATRIX SPIKE & MATRIX SPIKE DUPLICATE: 3732925 3732926

Parameter	Units	92617392049 Result	MS Spike Conc.	MSD Spike Conc.	MS Result	MSD Result	MS % Rec	MSD % Rec	% Rec Limits	RPD	Max RPD	Qual
Alkalinity, Total as CaCO3	mg/L	118	50	50	161	162	86	88	80-120	1	25	

MATRIX SPIKE & MATRIX SPIKE DUPLICATE: 3732927 3732928

Parameter	Units	92618384003 Result	MS Spike Conc.	MSD Spike Conc.	MS Result	MSD Result	MS % Rec	MSD % Rec	% Rec Limits	RPD	Max RPD	Qual
Alkalinity, Total as CaCO3	mg/L	72.8	50	50	118	120	90	94	80-120	1	25	

Results presented on this page are in the units indicated by the "Units" column except where an alternate unit is presented to the right of the result.

This report shall not be reproduced, except in full,
without the written consent of Pace Analytical Services, LLC.

Pace Analytical Services, LLC
110 Technology Parkway
Peachtree Corners, GA 30092
(770)734-4200

QUALITY CONTROL DATA

Project: BOWEN AP-1-Revised Report
Pace Project No.: 92617392

QC Batch: 716055
QC Batch Method: SM 2320B-2011
Analysis Method: SM 2320B-2011
Analysis Description: 2320B Alkalinity
Laboratory: Pace Analytical Services - Asheville
Associated Lab Samples: 92617392048

METHOD BLANK: 3732994 Matrix: Water
Associated Lab Samples: 92617392048

Parameter	Units	Blank Result	Reporting Limit	MDL	Analyzed	Qualifiers
Alkalinity, Total as CaCO3	mg/L	ND	5.0	5.0	08/09/22 21:00	
Alkalinity,Bicarbonate (CaCO3)	mg/L	ND	5.0	5.0	08/09/22 21:00	
Alkalinity,Carbonate (CaCO3)	mg/L	ND	5.0	5.0	08/09/22 21:00	

LABORATORY CONTROL SAMPLE: 3732995

Parameter	Units	Spike Conc.	LCS Result	LCS % Rec	% Rec Limits	Qualifiers
Alkalinity, Total as CaCO3	mg/L	50	51.0	102	80-120	

LABORATORY CONTROL SAMPLE: 3732996

Parameter	Units	Spike Conc.	LCS Result	LCS % Rec	% Rec Limits	Qualifiers
Alkalinity, Total as CaCO3	mg/L	50	52.5	105	80-120	

MATRIX SPIKE & MATRIX SPIKE DUPLICATE: 3732997 3732998

Parameter	Units	92618216031 Result	MS Spike Conc.	MSD Spike Conc.	MS Result	MSD Result	MS % Rec	MSD % Rec	% Rec Limits	RPD	Max RPD	Qual
Alkalinity, Total as CaCO3	mg/L	55.8	50	50	107	108	103	104	80-120	1	25	

Results presented on this page are in the units indicated by the "Units" column except where an alternate unit is presented to the right of the result.

REPORT OF LABORATORY ANALYSIS

This report shall not be reproduced, except in full,
without the written consent of Pace Analytical Services, LLC.

Pace Analytical Services, LLC
110 Technology Parkway
Peachtree Corners, GA 30092
(770)734-4200

QUALITY CONTROL DATA

Project: BOWEN AP-1-Revised Report
Pace Project No.: 92617392

QC Batch: 717507
QC Batch Method: SM 2320B-2011
Analysis Method: SM 2320B-2011
Analysis Description: 2320B Alkalinity
Laboratory: Pace Analytical Services - Asheville
Associated Lab Samples: 92617392038, 92617392039, 92617392040

METHOD BLANK: 3740325 Matrix: Water
Associated Lab Samples: 92617392038, 92617392039, 92617392040

Parameter	Units	Blank Result	Reporting Limit	MDL	Analyzed	Qualifiers
Alkalinity, Total as CaCO3	mg/L	ND	5.0	5.0	08/16/22 19:16	
Alkalinity,Bicarbonate (CaCO3)	mg/L	ND	5.0	5.0	08/16/22 19:16	
Alkalinity,Carbonate (CaCO3)	mg/L	ND	5.0	5.0	08/16/22 19:16	

LABORATORY CONTROL SAMPLE: 3740326

Parameter	Units	Spike Conc.	LCS Result	LCS % Rec	% Rec Limits	Qualifiers
Alkalinity, Total as CaCO3	mg/L	50	51.6	103	80-120	

LABORATORY CONTROL SAMPLE: 3740327

Parameter	Units	Spike Conc.	LCS Result	LCS % Rec	% Rec Limits	Qualifiers
Alkalinity, Total as CaCO3	mg/L	50	49.4	99	80-120	

MATRIX SPIKE & MATRIX SPIKE DUPLICATE: 3740328 3740329

Parameter	Units	92617392038 Result	MS Spike Conc.	MSD Spike Conc.	MS Result	MSD Result	MS % Rec	MSD % Rec	% Rec Limits	RPD	Max RPD	Qual
Alkalinity, Total as CaCO3	mg/L	295	50	50	347	342	104	96	80-120	1	25	

MATRIX SPIKE & MATRIX SPIKE DUPLICATE: 3740330 3740331

Parameter	Units	92617392039 Result	MS Spike Conc.	MSD Spike Conc.	MS Result	MSD Result	MS % Rec	MSD % Rec	% Rec Limits	RPD	Max RPD	Qual
Alkalinity, Total as CaCO3	mg/L	ND	50	50	50.9	50.7	101	101	80-120	0	25	

Results presented on this page are in the units indicated by the "Units" column except where an alternate unit is presented to the right of the result.

REPORT OF LABORATORY ANALYSIS

This report shall not be reproduced, except in full,
without the written consent of Pace Analytical Services, LLC.

Pace Analytical Services, LLC
110 Technology Parkway
Peachtree Corners, GA 30092
(770)734-4200

QUALITY CONTROL DATA

Project: BOWEN AP-1-Revised Report
Pace Project No.: 92617392

QC Batch: 713944
QC Batch Method: SM 4500-S2D-2011
Analysis Method: SM 4500-S2D-2011
Analysis Description: 4500S2D Sulfide Water
Laboratory: Pace Analytical Services - Asheville
Associated Lab Samples: 92617392001, 92617392002, 92617392003, 92617392004, 92617392005, 92617392006, 92617392007, 92617392008, 92617392009, 92617392010

METHOD BLANK: 3722377
Matrix: Water
Associated Lab Samples: 92617392001, 92617392002, 92617392003, 92617392004, 92617392005, 92617392006, 92617392007, 92617392008, 92617392009, 92617392010

Parameter	Units	Blank Result	Reporting Limit	MDL	Analyzed	Qualifiers
Sulfide	mg/L	ND	0.10	0.050	07/30/22 04:48	

LABORATORY CONTROL SAMPLE: 3722378

Parameter	Units	Spike Conc.	LCS Result	LCS % Rec	% Rec Limits	Qualifiers
Sulfide	mg/L	0.5	0.49	99	80-120	

MATRIX SPIKE & MATRIX SPIKE DUPLICATE: 3722379 3722380

Parameter	Units	92617253002 Result	MS Spike Conc.	MSD Spike Conc.	MS Result	MSD Result	MS % Rec	MSD % Rec	% Rec Limits	RPD	Max RPD	Qual
Sulfide	mg/L	ND	0.5	0.5	0.46	0.47	92	93	80-120	1	10	

MATRIX SPIKE & MATRIX SPIKE DUPLICATE: 3722381 3722382

Parameter	Units	92617392001 Result	MS Spike Conc.	MSD Spike Conc.	MS Result	MSD Result	MS % Rec	MSD % Rec	% Rec Limits	RPD	Max RPD	Qual
Sulfide	mg/L	ND	0.5	0.5	0.52	0.52	103	104	80-120	1	10	

Results presented on this page are in the units indicated by the "Units" column except where an alternate unit is presented to the right of the result.

REPORT OF LABORATORY ANALYSIS

This report shall not be reproduced, except in full,
without the written consent of Pace Analytical Services, LLC.

Pace Analytical Services, LLC
110 Technology Parkway
Peachtree Corners, GA 30092
(770)734-4200

QUALITY CONTROL DATA

Project: BOWEN AP-1-Revised Report
Pace Project No.: 92617392

QC Batch: 713945
QC Batch Method: SM 4500-S2D-2011
Analysis Method: SM 4500-S2D-2011
Analysis Description: 4500S2D Sulfide Water
Laboratory: Pace Analytical Services - Asheville
Associated Lab Samples: 92617392011, 92617392012, 92617392013, 92617392014, 92617392015, 92617392016, 92617392017, 92617392018, 92617392019, 92617392020, 92617392021

METHOD BLANK: 3722383
Matrix: Water
Associated Lab Samples: 92617392011, 92617392012, 92617392013, 92617392014, 92617392015, 92617392016, 92617392017, 92617392018, 92617392019, 92617392020, 92617392021

Parameter	Units	Blank Result	Reporting Limit	MDL	Analyzed	Qualifiers
Sulfide	mg/L	ND	0.10	0.050	07/30/22 05:01	

LABORATORY CONTROL SAMPLE: 3722384

Parameter	Units	Spike Conc.	LCS Result	LCS % Rec	% Rec Limits	Qualifiers
Sulfide	mg/L	0.5	0.49	98	80-120	

MATRIX SPIKE & MATRIX SPIKE DUPLICATE: 3722385 3722386

Parameter	Units	92617392011 Result	MS Spike Conc.	MSD Spike Conc.	MS Result	MSD Result	MS % Rec	MSD % Rec	% Rec Limits	RPD	Max RPD	Qual
Sulfide	mg/L	ND	0.5	0.5	0.52	0.53	102	105	80-120	3	10	

MATRIX SPIKE & MATRIX SPIKE DUPLICATE: 3722387 3722388

Parameter	Units	92617231001 Result	MS Spike Conc.	MSD Spike Conc.	MS Result	MSD Result	MS % Rec	MSD % Rec	% Rec Limits	RPD	Max RPD	Qual
Sulfide	mg/L	ND	0.5	0.5	0.51	0.52	100	101	80-120	1	10	

Results presented on this page are in the units indicated by the "Units" column except where an alternate unit is presented to the right of the result.

REPORT OF LABORATORY ANALYSIS

This report shall not be reproduced, except in full,
without the written consent of Pace Analytical Services, LLC.

Pace Analytical Services, LLC
110 Technology Parkway
Peachtree Corners, GA 30092
(770)734-4200

QUALITY CONTROL DATA

Project: BOWEN AP-1-Revised Report
Pace Project No.: 92617392

QC Batch: 714555
QC Batch Method: SM 4500-S2D-2011
Analysis Method: SM 4500-S2D-2011
Analysis Description: 4500S2D Sulfide Water
Laboratory: Pace Analytical Services - Asheville
Associated Lab Samples: 92617392022, 92617392023, 92617392024, 92617392025

METHOD BLANK: 3725457 Matrix: Water
Associated Lab Samples: 92617392022, 92617392023, 92617392024, 92617392025

Parameter	Units	Blank Result	Reporting Limit	MDL	Analyzed	Qualifiers
Sulfide	mg/L	ND	0.10	0.050	08/03/22 03:20	

LABORATORY CONTROL SAMPLE: 3725458

Parameter	Units	Spike Conc.	LCS Result	LCS % Rec	% Rec Limits	Qualifiers
Sulfide	mg/L	0.5	0.52	105	80-120	

MATRIX SPIKE & MATRIX SPIKE DUPLICATE: 3725459 3725460

Parameter	Units	92617533002 Result	MS Spike Conc.	MSD Spike Conc.	MS Result	MSD Result	MS % Rec	MSD % Rec	% Rec Limits	RPD	Max RPD	Qual
Sulfide	mg/L	ND	0.5	0.5	0.52	0.51	104	102	80-120	2	10	

MATRIX SPIKE & MATRIX SPIKE DUPLICATE: 3725461 3725462

Parameter	Units	92617535003 Result	MS Spike Conc.	MSD Spike Conc.	MS Result	MSD Result	MS % Rec	MSD % Rec	% Rec Limits	RPD	Max RPD	Qual
Sulfide	mg/L	ND	0.5	0.5	0.47	0.48	95	97	80-120	2	10	

Results presented on this page are in the units indicated by the "Units" column except where an alternate unit is presented to the right of the result.

This report shall not be reproduced, except in full,
without the written consent of Pace Analytical Services, LLC.

Pace Analytical Services, LLC
110 Technology Parkway
Peachtree Corners, GA 30092
(770)734-4200

QUALITY CONTROL DATA

Project: BOWEN AP-1-Revised Report
Pace Project No.: 92617392

QC Batch: 714556
QC Batch Method: SM 4500-S2D-2011
Analysis Method: SM 4500-S2D-2011
Analysis Description: 4500S2D Sulfide Water
Laboratory: Pace Analytical Services - Asheville
Associated Lab Samples: 92617392026, 92617392027, 92617392028, 92617392029, 92617392030, 92617392031, 92617392032, 92617392033

METHOD BLANK: 3725463
Matrix: Water
Associated Lab Samples: 92617392026, 92617392027, 92617392028, 92617392029, 92617392030, 92617392031, 92617392032, 92617392033

Parameter	Units	Blank Result	Reporting Limit	MDL	Analyzed	Qualifiers
Sulfide	mg/L	ND	0.10	0.050	08/03/22 03:31	

LABORATORY CONTROL SAMPLE: 3725464

Parameter	Units	Spike Conc.	LCS Result	LCS % Rec	% Rec Limits	Qualifiers
Sulfide	mg/L	0.5	0.52	104	80-120	

MATRIX SPIKE & MATRIX SPIKE DUPLICATE: 3725465 3725466

Parameter	Units	92617392026 Result	MS Spike Conc.	MSD Spike Conc.	MS Result	MSD Result	MS % Rec	MSD % Rec	% Rec Limits	RPD	Max RPD	Qual
Sulfide	mg/L	ND	0.5	0.5	0.55	0.57	106	109	80-120	3	10	

MATRIX SPIKE & MATRIX SPIKE DUPLICATE: 3725467 3725468

Parameter	Units	92617797004 Result	MS Spike Conc.	MSD Spike Conc.	MS Result	MSD Result	MS % Rec	MSD % Rec	% Rec Limits	RPD	Max RPD	Qual
Sulfide	mg/L	ND	0.5	0.5	0.51	0.51	102	100	80-120	1	10	

Results presented on this page are in the units indicated by the "Units" column except where an alternate unit is presented to the right of the result.

REPORT OF LABORATORY ANALYSIS

This report shall not be reproduced, except in full,
without the written consent of Pace Analytical Services, LLC.

Pace Analytical Services, LLC
110 Technology Parkway
Peachtree Corners, GA 30092
(770)734-4200

QUALITY CONTROL DATA

Project: BOWEN AP-1-Revised Report
Pace Project No.: 92617392

QC Batch: 714557
QC Batch Method: SM 4500-S2D-2011
Analysis Method: SM 4500-S2D-2011
Analysis Description: 4500S2D Sulfide Water
Laboratory: Pace Analytical Services - Asheville
Associated Lab Samples: 92617392034, 92617392035, 92617392036, 92617392037

METHOD BLANK: 3725469 Matrix: Water
Associated Lab Samples: 92617392034, 92617392035, 92617392036, 92617392037

Parameter	Units	Blank Result	Reporting Limit	MDL	Analyzed	Qualifiers
Sulfide	mg/L	ND	0.10	0.050	08/03/22 03:46	

LABORATORY CONTROL SAMPLE: 3725470

Parameter	Units	Spike Conc.	LCS Result	LCS % Rec	% Rec Limits	Qualifiers
Sulfide	mg/L	0.5	0.53	105	80-120	

MATRIX SPIKE & MATRIX SPIKE DUPLICATE: 3725471 3725472

Parameter	Units	92617797014 Result	MS Spike Conc.	MSD Spike Conc.	MS Result	MSD Result	MS % Rec	MSD % Rec	% Rec Limits	RPD	Max RPD	Qual
Sulfide	mg/L	ND	0.5	0.5	0.56	0.58	112	115	80-120	3	10	

MATRIX SPIKE & MATRIX SPIKE DUPLICATE: 3725473 3725474

Parameter	Units	92618130003 Result	MS Spike Conc.	MSD Spike Conc.	MS Result	MSD Result	MS % Rec	MSD % Rec	% Rec Limits	RPD	Max RPD	Qual
Sulfide	mg/L	ND	0.5	0.5	0.34	0.33	63	61	80-120	3	10	M1

Results presented on this page are in the units indicated by the "Units" column except where an alternate unit is presented to the right of the result.

This report shall not be reproduced, except in full,
without the written consent of Pace Analytical Services, LLC.

Pace Analytical Services, LLC
110 Technology Parkway
Peachtree Corners, GA 30092
(770)734-4200

QUALITY CONTROL DATA

Project: BOWEN AP-1-Revised Report
Pace Project No.: 92617392

QC Batch: 715460
QC Batch Method: SM 4500-S2D-2011
Analysis Method: SM 4500-S2D-2011
Analysis Description: 4500S2D Sulfide Water
Laboratory: Pace Analytical Services - Asheville
Associated Lab Samples: 92617392049, 92617392050, 92617392051, 92617392052, 92617392053, 92617392054, 92617392055, 92617392056

METHOD BLANK: 3730173
Matrix: Water
Associated Lab Samples: 92617392049, 92617392050, 92617392051, 92617392052, 92617392053, 92617392054, 92617392055, 92617392056

Parameter	Units	Blank Result	Reporting Limit	MDL	Analyzed	Qualifiers
Sulfide	mg/L	ND	0.10	0.050	08/06/22 03:17	

LABORATORY CONTROL SAMPLE: 3730174

Parameter	Units	Spike Conc.	LCS Result	LCS % Rec	% Rec Limits	Qualifiers
Sulfide	mg/L	0.5	0.50	99	80-120	

MATRIX SPIKE & MATRIX SPIKE DUPLICATE: 3730175 3730176

Parameter	Units	92618494003 Result	MS Spike Conc.	MSD Spike Conc.	MS Result	MSD Result	MS % Rec	MSD % Rec	% Rec Limits	RPD	Max RPD	Qual
Sulfide	mg/L	ND	0.5	0.5	0.53	0.55	101	107	80-120	5	10	

MATRIX SPIKE & MATRIX SPIKE DUPLICATE: 3730177 3730178

Parameter	Units	92618494002 Result	MS Spike Conc.	MSD Spike Conc.	MS Result	MSD Result	MS % Rec	MSD % Rec	% Rec Limits	RPD	Max RPD	Qual
Sulfide	mg/L	ND	0.5	0.5	0.52	0.54	101	106	80-120	4	10	

Results presented on this page are in the units indicated by the "Units" column except where an alternate unit is presented to the right of the result.

This report shall not be reproduced, except in full,
without the written consent of Pace Analytical Services, LLC.

Pace Analytical Services, LLC
110 Technology Parkway
Peachtree Corners, GA 30092
(770)734-4200

QUALITY CONTROL DATA

Project: BOWEN AP-1-Revised Report
Pace Project No.: 92617392

QC Batch: 715461
QC Batch Method: SM 4500-S2D-2011
Analysis Method: SM 4500-S2D-2011
Analysis Description: 4500S2D Sulfide Water
Laboratory: Pace Analytical Services - Asheville
Associated Lab Samples: 92617392041, 92617392042, 92617392043, 92617392044, 92617392045, 92617392046, 92617392047, 92617392048

METHOD BLANK: 3730179
Matrix: Water
Associated Lab Samples: 92617392041, 92617392042, 92617392043, 92617392044, 92617392045, 92617392046, 92617392047, 92617392048

Parameter	Units	Blank Result	Reporting Limit	MDL	Analyzed	Qualifiers
Sulfide	mg/L	ND	0.10	0.050	08/06/22 03:29	

LABORATORY CONTROL SAMPLE: 3730180

Parameter	Units	Spike Conc.	LCS Result	LCS % Rec	% Rec Limits	Qualifiers
Sulfide	mg/L	0.5	0.48	97	80-120	

MATRIX SPIKE & MATRIX SPIKE DUPLICATE: 3730181 3730182

Parameter	Units	92618725005 Result	MS Spike Conc.	MSD Spike Conc.	MS Result	MSD Result	MS % Rec	MSD % Rec	% Rec Limits	RPD	Max RPD	Qual
Sulfide	mg/L	ND	0.5	0.5	0.44	0.48	86	94	80-120	8	10	

MATRIX SPIKE & MATRIX SPIKE DUPLICATE: 3730183 3730184

Parameter	Units	92618728001 Result	MS Spike Conc.	MSD Spike Conc.	MS Result	MSD Result	MS % Rec	MSD % Rec	% Rec Limits	RPD	Max RPD	Qual
Sulfide	mg/L	ND	0.5	0.5	0.53	0.53	104	105	80-120	1	10	

Results presented on this page are in the units indicated by the "Units" column except where an alternate unit is presented to the right of the result.

This report shall not be reproduced, except in full,
without the written consent of Pace Analytical Services, LLC.

Pace Analytical Services, LLC
110 Technology Parkway
Peachtree Corners, GA 30092
(770)734-4200

QUALITY CONTROL DATA

Project: BOWEN AP-1-Revised Report
Pace Project No.: 92617392

QC Batch: 715462
QC Batch Method: SM 4500-S2D-2011
Analysis Method: SM 4500-S2D-2011
Analysis Description: 4500S2D Sulfide Water
Laboratory: Pace Analytical Services - Asheville
Associated Lab Samples: 92617392038, 92617392039, 92617392040

METHOD BLANK: 3730185 Matrix: Water
Associated Lab Samples: 92617392038, 92617392039, 92617392040

Parameter	Units	Blank Result	Reporting Limit	MDL	Analyzed	Qualifiers
Sulfide	mg/L	ND	0.10	0.050	08/06/22 03:43	

LABORATORY CONTROL SAMPLE: 3730186

Parameter	Units	Spike Conc.	LCS Result	LCS % Rec	% Rec Limits	Qualifiers
Sulfide	mg/L	0.5	0.50	100	80-120	

MATRIX SPIKE & MATRIX SPIKE DUPLICATE: 3730187 3730188

Parameter	Units	92618494001 Result	MS Spike Conc.	MSD Spike Conc.	MS Result	MSD Result	MS % Rec	MSD % Rec	% Rec Limits	RPD	Max RPD	Qual
Sulfide	mg/L	ND	0.5	0.5	0.52	0.55	101	108	80-120	6	10	

MATRIX SPIKE & MATRIX SPIKE DUPLICATE: 3730189 3730190

Parameter	Units	92618607002 Result	MS Spike Conc.	MSD Spike Conc.	MS Result	MSD Result	MS % Rec	MSD % Rec	% Rec Limits	RPD	Max RPD	Qual
Sulfide	mg/L	ND	0.5	0.5	0.49	0.49	92	92	80-120	0	10	

Results presented on this page are in the units indicated by the "Units" column except where an alternate unit is presented to the right of the result.

This report shall not be reproduced, except in full,
without the written consent of Pace Analytical Services, LLC.

Pace Analytical Services, LLC
110 Technology Parkway
Peachtree Corners, GA 30092
(770)734-4200

QUALITY CONTROL DATA

Project: BOWEN AP-1-Revised Report
Pace Project No.: 92617392

QC Batch: 713794
QC Batch Method: EPA 300.0 Rev 2.1 1993
Analysis Method: EPA 300.0 Rev 2.1 1993
Analysis Description: 300.0 IC Anions
Laboratory: Pace Analytical Services - Asheville
Associated Lab Samples: 92617392001, 92617392002, 92617392003, 92617392004, 92617392005, 92617392006, 92617392007, 92617392008, 92617392009, 92617392010, 92617392011, 92617392012

METHOD BLANK: 3721448
Matrix: Water
Associated Lab Samples: 92617392001, 92617392002, 92617392003, 92617392004, 92617392005, 92617392006, 92617392007, 92617392008, 92617392009, 92617392010, 92617392011, 92617392012

Parameter	Units	Blank Result	Reporting Limit	MDL	Analyzed	Qualifiers
Chloride	mg/L	ND	1.0	0.60	07/30/22 04:48	
Fluoride	mg/L	ND	0.10	0.050	07/30/22 04:48	
Sulfate	mg/L	ND	1.0	0.50	07/30/22 04:48	

LABORATORY CONTROL SAMPLE: 3721449

Parameter	Units	Spike Conc.	LCS Result	LCS % Rec	% Rec Limits	Qualifiers
Chloride	mg/L	50	54.9	110	90-110	
Fluoride	mg/L	2.5	2.7	107	90-110	
Sulfate	mg/L	50	53.2	106	90-110	

MATRIX SPIKE & MATRIX SPIKE DUPLICATE: 3721450 3721451

Parameter	Units	92616922001 Result	MS Spike Conc.	MSD Spike Conc.	MS Result	MSD Result	MS % Rec	MSD % Rec	% Rec Limits	RPD	Max RPD	Qual
Chloride	mg/L	4.2	50	50	57.9	58.6	107	109	90-110	1	10	
Fluoride	mg/L	0.52	2.5	2.5	3.4	3.5	117	120	90-110	2	10	M1
Sulfate	mg/L	406	50	50	465	450	119	88	90-110	3	10	M1

MATRIX SPIKE & MATRIX SPIKE DUPLICATE: 3721452 3721453

Parameter	Units	92617392003 Result	MS Spike Conc.	MSD Spike Conc.	MS Result	MSD Result	MS % Rec	MSD % Rec	% Rec Limits	RPD	Max RPD	Qual
Chloride	mg/L	5.5	50	50	58.8	60.8	106	111	90-110	3	10	M1
Fluoride	mg/L	0.064J	2.5	2.5	2.8	2.9	110	113	90-110	3	10	M1
Sulfate	mg/L	74.9	50	50	126	125	102	100	90-110	1	10	

Results presented on this page are in the units indicated by the "Units" column except where an alternate unit is presented to the right of the result.

REPORT OF LABORATORY ANALYSIS

This report shall not be reproduced, except in full,
without the written consent of Pace Analytical Services, LLC.

Pace Analytical Services, LLC
110 Technology Parkway
Peachtree Corners, GA 30092
(770)734-4200

QUALITY CONTROL DATA

Project: BOWEN AP-1-Revised Report
Pace Project No.: 92617392

QC Batch: 714007
QC Batch Method: EPA 300.0 Rev 2.1 1993
Analysis Method: EPA 300.0 Rev 2.1 1993
Analysis Description: 300.0 IC Anions
Laboratory: Pace Analytical Services - Asheville
Associated Lab Samples: 92617392013, 92617392014, 92617392015, 92617392016, 92617392017, 92617392018, 92617392019, 92617392020, 92617392021

METHOD BLANK: 3722556
Matrix: Water
Associated Lab Samples: 92617392013, 92617392014, 92617392015, 92617392016, 92617392017, 92617392018, 92617392019, 92617392020, 92617392021

Parameter	Units	Blank Result	Reporting Limit	MDL	Analyzed	Qualifiers
Chloride	mg/L	ND	1.0	0.60	07/31/22 02:12	
Fluoride	mg/L	ND	0.10	0.050	07/31/22 02:12	
Sulfate	mg/L	ND	1.0	0.50	07/31/22 02:12	

LABORATORY CONTROL SAMPLE: 3722557

Parameter	Units	Spike Conc.	LCS Result	LCS % Rec	% Rec Limits	Qualifiers
Chloride	mg/L	50	53.9	108	90-110	
Fluoride	mg/L	2.5	2.6	103	90-110	
Sulfate	mg/L	50	51.3	103	90-110	

MATRIX SPIKE & MATRIX SPIKE DUPLICATE: 3722558 3722559

Parameter	Units	92617446001 Result	MS Spike Conc.	MSD Spike Conc.	MS Result	MSD Result	MS % Rec	MSD % Rec	% Rec Limits	RPD	Max RPD	Qual
Chloride	mg/L	1470	50	50	1500	1590	67	242	90-110	6	10	M1
Fluoride	mg/L	ND	2.5	2.5	ND	ND	0	0	90-110		10	D3,M1
Sulfate	mg/L	121	50	50	148	157	54	71	90-110	6	10	M1

MATRIX SPIKE & MATRIX SPIKE DUPLICATE: 3722560 3722561

Parameter	Units	92617392019 Result	MS Spike Conc.	MSD Spike Conc.	MS Result	MSD Result	MS % Rec	MSD % Rec	% Rec Limits	RPD	Max RPD	Qual
Chloride	mg/L	6.2	50	50	59.8	59.2	107	106	90-110	1	10	
Fluoride	mg/L	0.051J	2.5	2.5	2.7	2.7	105	105	90-110	0	10	
Sulfate	mg/L	12.6	50	50	64.1	63.5	103	102	90-110	1	10	

Results presented on this page are in the units indicated by the "Units" column except where an alternate unit is presented to the right of the result.

REPORT OF LABORATORY ANALYSIS

This report shall not be reproduced, except in full,
without the written consent of Pace Analytical Services, LLC.

Pace Analytical Services, LLC
110 Technology Parkway
Peachtree Corners, GA 30092
(770)734-4200

QUALITY CONTROL DATA

Project: BOWEN AP-1-Revised Report
Pace Project No.: 92617392

QC Batch: 714764
QC Batch Method: EPA 300.0 Rev 2.1 1993
Analysis Method: EPA 300.0 Rev 2.1 1993
Analysis Description: 300.0 IC Anions
Laboratory: Pace Analytical Services - Asheville

Associated Lab Samples: 92617392022, 92617392023, 92617392024, 92617392025, 92617392026, 92617392027, 92617392028, 92617392029, 92617392030, 92617392031, 92617392032, 92617392033, 92617392034, 92617392035, 92617392036, 92617392037

METHOD BLANK: 3726525
Matrix: Water

Associated Lab Samples: 92617392022, 92617392023, 92617392024, 92617392025, 92617392026, 92617392027, 92617392028, 92617392029, 92617392030, 92617392031, 92617392032, 92617392033, 92617392034, 92617392035, 92617392036, 92617392037

Parameter	Units	Blank Result	Reporting Limit	MDL	Analyzed	Qualifiers
Chloride	mg/L	ND	1.0	0.60	08/05/22 18:46	
Fluoride	mg/L	ND	0.10	0.050	08/05/22 18:46	
Sulfate	mg/L	ND	1.0	0.50	08/05/22 18:46	

LABORATORY CONTROL SAMPLE: 3726526

Parameter	Units	Spike Conc.	LCS Result	LCS % Rec	% Rec Limits	Qualifiers
Chloride	mg/L	50	53.5	107	90-110	
Fluoride	mg/L	2.5	2.6	106	90-110	
Sulfate	mg/L	50	51.4	103	90-110	

MATRIX SPIKE & MATRIX SPIKE DUPLICATE: 3726527 3726528

Parameter	Units	92617392022 Result	MS Spike Conc.	MSD Spike Conc.	MS Result	MSD Result	MS % Rec	MSD % Rec	% Rec Limits	RPD	Max RPD	Qual
Chloride	mg/L	8.9	50	50	60.8	60.9	104	104	90-110	0	10	
Fluoride	mg/L	0.16	2.5	2.5	2.8	2.8	105	106	90-110	1	10	
Sulfate	mg/L	268	50	50	317	323	97	111	90-110	2	10	M1

MATRIX SPIKE & MATRIX SPIKE DUPLICATE: 3726529 3726530

Parameter	Units	92617392032 Result	MS Spike Conc.	MSD Spike Conc.	MS Result	MSD Result	MS % Rec	MSD % Rec	% Rec Limits	RPD	Max RPD	Qual
Chloride	mg/L	ND	50	50	57.2	56.8	114	113	90-110	1	10	M1
Fluoride	mg/L	ND	2.5	2.5	2.8	2.8	113	113	90-110	0	10	M1
Sulfate	mg/L	ND	50	50	55.7	55.3	111	111	90-110	1	10	M1

Results presented on this page are in the units indicated by the "Units" column except where an alternate unit is presented to the right of the result.

This report shall not be reproduced, except in full,
without the written consent of Pace Analytical Services, LLC.

Pace Analytical Services, LLC
110 Technology Parkway
Peachtree Corners, GA 30092
(770)734-4200

QUALITY CONTROL DATA

Project: BOWEN AP-1-Revised Report
Pace Project No.: 92617392

QC Batch: 716705
QC Batch Method: EPA 300.0 Rev 2.1 1993
Analysis Method: EPA 300.0 Rev 2.1 1993
Analysis Description: 300.0 IC Anions
Laboratory: Pace Analytical Services - Asheville

Associated Lab Samples: 92617392038, 92617392039, 92617392040, 92617392041, 92617392042, 92617392043, 92617392044, 92617392045, 92617392046, 92617392047, 92617392048, 92617392049, 92617392050, 92617392051, 92617392052, 92617392053, 92617392054, 92617392055, 92617392056

METHOD BLANK: 3736365
Matrix: Water

Associated Lab Samples: 92617392038, 92617392039, 92617392040, 92617392041, 92617392042, 92617392043, 92617392044, 92617392045, 92617392046, 92617392047, 92617392048, 92617392049, 92617392050, 92617392051, 92617392052, 92617392053, 92617392054, 92617392055, 92617392056

Parameter	Units	Blank Result	Reporting Limit	MDL	Analyzed	Qualifiers
Chloride	mg/L	ND	1.0	0.60	08/12/22 02:12	
Fluoride	mg/L	ND	0.10	0.050	08/12/22 02:12	
Sulfate	mg/L	ND	1.0	0.50	08/12/22 02:12	

LABORATORY CONTROL SAMPLE: 3736366

Parameter	Units	Spike Conc.	LCS Result	LCS % Rec	% Rec Limits	Qualifiers
Chloride	mg/L	50	52.7	105	90-110	
Fluoride	mg/L	2.5	2.6	106	90-110	
Sulfate	mg/L	50	51.8	104	90-110	

MATRIX SPIKE & MATRIX SPIKE DUPLICATE: 3736367 3736368

Parameter	Units	92617392039 Result	MS Spike Conc.	MSD Spike Conc.	MS Result	MSD Result	MS % Rec	MSD % Rec	% Rec Limits	RPD	Max RPD	Qual
Chloride	mg/L	ND	50	50	56.7	56.2	113	112	90-110	1	10	M1
Fluoride	mg/L	ND	2.5	2.5	2.8	2.8	112	112	90-110	0	10	M1
Sulfate	mg/L	ND	50	50	56.2	55.7	112	111	90-110	1	10	M1

MATRIX SPIKE & MATRIX SPIKE DUPLICATE: 3736369 3736370

Parameter	Units	92617392047 Result	MS Spike Conc.	MSD Spike Conc.	MS Result	MSD Result	MS % Rec	MSD % Rec	% Rec Limits	RPD	Max RPD	Qual
Chloride	mg/L	ND	50	50	57.5	56.8	115	114	90-110	1	10	M1
Fluoride	mg/L	ND	2.5	2.5	2.9	2.9	115	115	90-110	1	10	M1
Sulfate	mg/L	ND	50	50	57.0	56.4	113	112	90-110	1	10	M1

Results presented on this page are in the units indicated by the "Units" column except where an alternate unit is presented to the right of the result.

This report shall not be reproduced, except in full,
without the written consent of Pace Analytical Services, LLC.

Pace Analytical Services, LLC
110 Technology Parkway
Peachtree Corners, GA 30092
(770)734-4200

QUALIFIERS

Project: BOWEN AP-1-Revised Report
Pace Project No.: 92617392

DEFINITIONS

DF - Dilution Factor, if reported, represents the factor applied to the reported data due to dilution of the sample aliquot.

ND - Not Detected at or above adjusted reporting limit.

TNTC - Too Numerous To Count

J - Estimated concentration above the adjusted method detection limit and below the adjusted reporting limit.

MDL - Adjusted Method Detection Limit.

PQL - Practical Quantitation Limit.

RL - Reporting Limit - The lowest concentration value that meets project requirements for quantitative data with known precision and bias for a specific analyte in a specific matrix.

S - Surrogate

1,2-Diphenylhydrazine decomposes to and cannot be separated from Azobenzene using Method 8270. The result for each analyte is a combined concentration.

Consistent with EPA guidelines, unrounded data are displayed and have been used to calculate % recovery and RPD values.

LCS(D) - Laboratory Control Sample (Duplicate)

MS(D) - Matrix Spike (Duplicate)

DUP - Sample Duplicate

RPD - Relative Percent Difference

NC - Not Calculable.

SG - Silica Gel - Clean-Up

U - Indicates the compound was analyzed for, but not detected.

Acid preservation may not be appropriate for 2 Chloroethylvinyl ether.

A separate vial preserved to a pH of 4-5 is recommended in SW846 Chapter 4 for the analysis of Acrolein and Acrylonitrile by EPA Method 8260.

N-Nitrosodiphenylamine decomposes and cannot be separated from Diphenylamine using Method 8270. The result reported for each analyte is a combined concentration.

Reported results are not rounded until the final step prior to reporting. Therefore, calculated parameters that are typically reported as "Total" may vary slightly from the sum of the reported component parameters.

Pace Analytical is TNI accredited. Contact your Pace PM for the current list of accredited analytes.

TNI - The NELAC Institute.

ANALYTE QUALIFIERS

D3	Sample was diluted due to the presence of high levels of non-target analytes or other matrix interference.
M1	Matrix spike recovery exceeded QC limits. Batch accepted based on laboratory control sample (LCS) recovery.

This report shall not be reproduced, except in full,
without the written consent of Pace Analytical Services, LLC.

Pace Analytical Services, LLC
110 Technology Parkway
Peachtree Corners, GA 30092
(770)734-4200

QUALITY CONTROL DATA CROSS REFERENCE TABLE

Project: BOWEN AP-1-Revised Report
Pace Project No.: 92617392

Lab ID	Sample ID	QC Batch Method	QC Batch	Analytical Method	Analytical Batch
92617392001	**BGWA-2**				
92617392002	**BGWA-29**				
92617392003	**BGWA-47D**				
92617392004	**BGWA-48D**				
92617392005	**BGWC-8**				
92617392006	**BGWC-9**				
92617392007	**BGWC-14A**				
92617392008	**BGWA-6**				
92617392009	**BGWC-44D**				
92617392010	**BGWC-50D**				
92617392013	**BGWC-12**				
92617392014	**BGWC-16**				
92617392015	**BGWC-17**				
92617392016	**BGWC-18**				
92617392017	**BGWC-19**				
92617392018	**BGWC-20**				
92617392019	**BGWC-25**				
92617392022	**BGWC-7**				
92617392023	**BGWC-10**				
92617392024	**BGWC-21**				
92617392025	**BGWC-31**				
92617392026	**BGWC-34D**				
92617392027	**BGWC-35D**				
92617392028	**BGWC-37D**				
92617392029	**BGWC-40**				
92617392030	**BGWC-42D**				
92617392031	**BGWC-52**				
92617392034	**BGWC-32**				
92617392035	**BGWC-36D**				
92617392036	**BGWC-41D**				
92617392038	**BGWA-33**				
92617392041	**BGWC-22**				
92617392042	**BGWC-24**				
92617392043	**BGWC-38D**				
92617392044	**BGWC-39**				
92617392048	**PZ-7**				
92617392049	**BGWC-23**				
92617392050	**BGWC-30**				
92617392051	**BGWC-43D**				
92617392052	**BGWC-49D**				
92617392053	**BGWC-51**				
92617392001	**BGWA-2**	EPA 3010A	713726	EPA 6010D	713819
92617392002	**BGWA-29**	EPA 3010A	713726	EPA 6010D	713819
92617392003	**BGWA-47D**	EPA 3010A	713726	EPA 6010D	713819
92617392004	**BGWA-48D**	EPA 3010A	713726	EPA 6010D	713819
92617392005	**BGWC-8**	EPA 3010A	713726	EPA 6010D	713819
92617392006	**BGWC-9**	EPA 3010A	713726	EPA 6010D	713819
92617392007	**BGWC-14A**	EPA 3010A	713726	EPA 6010D	713819

This report shall not be reproduced, except in full,
without the written consent of Pace Analytical Services, LLC.

Pace Analytical Services, LLC
110 Technology Parkway
Peachtree Corners, GA 30092
(770)734-4200

QUALITY CONTROL DATA CROSS REFERENCE TABLE

Project: BOWEN AP-1-Revised Report
Pace Project No.: 92617392

Lab ID	Sample ID	QC Batch Method	QC Batch	Analytical Method	Analytical Batch
92617392008	**BGWA-6**	EPA 3010A	713726	EPA 6010D	713819
92617392009	**BGWC-44D**	EPA 3010A	713726	EPA 6010D	713819
92617392010	**BGWC-50D**	EPA 3010A	713726	EPA 6010D	713819
92617392011	**FB-1**	EPA 3010A	713726	EPA 6010D	713819
92617392012	**DUP-1**	EPA 3010A	713726	EPA 6010D	713819
92617392013	**BGWC-12**	EPA 3010A	713726	EPA 6010D	713819
92617392014	**BGWC-16**	EPA 3010A	713726	EPA 6010D	713819
92617392015	**BGWC-17**	EPA 3010A	713726	EPA 6010D	713819
92617392016	**BGWC-18**	EPA 3010A	713726	EPA 6010D	713819
92617392017	**BGWC-19**	EPA 3010A	713726	EPA 6010D	713819
92617392018	**BGWC-20**	EPA 3010A	713726	EPA 6010D	713819
92617392019	**BGWC-25**	EPA 3010A	713726	EPA 6010D	713819
92617392020	**FB-2**	EPA 3010A	713726	EPA 6010D	713819
92617392021	**DUP-2**	EPA 3010A	714116	EPA 6010D	714224
92617392022	**BGWC-7**	EPA 3010A	714403	EPA 6010D	714478
92617392023	**BGWC-10**	EPA 3010A	714403	EPA 6010D	714478
92617392024	**BGWC-21**	EPA 3010A	714403	EPA 6010D	714478
92617392025	**BGWC-31**	EPA 3010A	714403	EPA 6010D	714478
92617392026	**BGWC-34D**	EPA 3010A	714403	EPA 6010D	714478
92617392027	**BGWC-35D**	EPA 3010A	714403	EPA 6010D	714478
92617392028	**BGWC-37D**	EPA 3010A	714403	EPA 6010D	714478
92617392029	**BGWC-40**	EPA 3010A	714403	EPA 6010D	714478
92617392030	**BGWC-42D**	EPA 3010A	714403	EPA 6010D	714478
92617392031	**BGWC-52**	EPA 3010A	714403	EPA 6010D	714478
92617392032	**FB-3**	EPA 3010A	714403	EPA 6010D	714478
92617392033	**DUP-3**	EPA 3010A	714403	EPA 6010D	714478
92617392034	**BGWC-32**	EPA 3010A	714403	EPA 6010D	714478
92617392035	**BGWC-36D**	EPA 3010A	714403	EPA 6010D	714478
92617392036	**BGWC-41D**	EPA 3010A	714403	EPA 6010D	714478
92617392037	**FB-4**	EPA 3010A	714403	EPA 6010D	714478
92617392038	**BGWA-33**	EPA 3010A	715912	EPA 6010D	715979
92617392039	**FB-7**	EPA 3010A	715912	EPA 6010D	715979
92617392040	**EB-3**	EPA 3010A	715912	EPA 6010D	715979
92617392041	**BGWC-22**	EPA 3010A	715912	EPA 6010D	715979
92617392042	**BGWC-24**	EPA 3010A	715912	EPA 6010D	715979
92617392043	**BGWC-38D**	EPA 3010A	715912	EPA 6010D	715979
92617392044	**BGWC-39**	EPA 3010A	715912	EPA 6010D	715979
92617392045	**FB-6**	EPA 3010A	715912	EPA 6010D	715979
92617392046	**DUP-5**	EPA 3010A	715912	EPA 6010D	715979
92617392047	**EB-2**	EPA 3010A	715912	EPA 6010D	715979
92617392048	**PZ-7**	EPA 3010A	715912	EPA 6010D	715979
92617392049	**BGWC-23**	EPA 3010A	715912	EPA 6010D	715979
92617392050	**BGWC-30**	EPA 3010A	715912	EPA 6010D	715979
92617392051	**BGWC-43D**	EPA 3010A	715912	EPA 6010D	715979
92617392052	**BGWC-49D**	EPA 3010A	715912	EPA 6010D	715979
92617392053	**BGWC-51**	EPA 3010A	715912	EPA 6010D	715979
92617392054	**FB-5**	EPA 3010A	715912	EPA 6010D	715979

This report shall not be reproduced, except in full,
without the written consent of Pace Analytical Services, LLC.

Pace Analytical Services, LLC
110 Technology Parkway
Peachtree Corners, GA 30092
(770)734-4200

QUALITY CONTROL DATA CROSS REFERENCE TABLE

Project: BOWEN AP-1-Revised Report
Pace Project No.: 92617392

Lab ID	Sample ID	QC Batch Method	QC Batch	Analytical Method	Analytical Batch
92617392055	**DUP-4**	EPA 3010A	715912	EPA 6010D	715979
92617392056	**EB-1**	EPA 3010A	715912	EPA 6010D	715979
92617392001	**BGWA-2**	EPA 3005A	714120	EPA 6020B	714234
92617392002	**BGWA-29**	EPA 3005A	714120	EPA 6020B	714234
92617392003	**BGWA-47D**	EPA 3005A	714120	EPA 6020B	714234
92617392004	**BGWA-48D**	EPA 3005A	714120	EPA 6020B	714234
92617392005	**BGWC-8**	EPA 3005A	714120	EPA 6020B	714234
92617392006	**BGWC-9**	EPA 3005A	714120	EPA 6020B	714234
92617392007	**BGWC-14A**	EPA 3005A	714120	EPA 6020B	714234
92617392008	**BGWA-6**	EPA 3005A	714120	EPA 6020B	714234
92617392009	**BGWC-44D**	EPA 3005A	714120	EPA 6020B	714234
92617392010	**BGWC-50D**	EPA 3005A	714120	EPA 6020B	714234
92617392011	**FB-1**	EPA 3005A	714120	EPA 6020B	714234
92617392012	**DUP-1**	EPA 3005A	714120	EPA 6020B	714234
92617392013	**BGWC-12**	EPA 3005A	714120	EPA 6020B	714234
92617392014	**BGWC-16**	EPA 3005A	714120	EPA 6020B	714234
92617392015	**BGWC-17**	EPA 3005A	714120	EPA 6020B	714234
92617392016	**BGWC-18**	EPA 3005A	714120	EPA 6020B	714234
92617392017	**BGWC-19**	EPA 3005A	714120	EPA 6020B	714234
92617392018	**BGWC-20**	EPA 3005A	714120	EPA 6020B	714234
92617392019	**BGWC-25**	EPA 3005A	714120	EPA 6020B	714234
92617392020	**FB-2**	EPA 3005A	714120	EPA 6020B	714234
92617392021	**DUP-2**	EPA 3005A	714121	EPA 6020B	714177
92617392022	**BGWC-7**	EPA 3005A	714625	EPA 6020B	714819
92617392023	**BGWC-10**	EPA 3005A	714625	EPA 6020B	714819
92617392024	**BGWC-21**	EPA 3005A	714625	EPA 6020B	714819
92617392025	**BGWC-31**	EPA 3005A	714625	EPA 6020B	714819
92617392026	**BGWC-34D**	EPA 3005A	714625	EPA 6020B	714819
92617392027	**BGWC-35D**	EPA 3005A	714625	EPA 6020B	714819
92617392028	**BGWC-37D**	EPA 3005A	714625	EPA 6020B	714819
92617392029	**BGWC-40**	EPA 3005A	714625	EPA 6020B	714819
92617392030	**BGWC-42D**	EPA 3005A	714625	EPA 6020B	714819
92617392031	**BGWC-52**	EPA 3005A	714625	EPA 6020B	714819
92617392032	**FB-3**	EPA 3005A	714625	EPA 6020B	714819
92617392033	**DUP-3**	EPA 3005A	714625	EPA 6020B	714819
92617392034	**BGWC-32**	EPA 3005A	714625	EPA 6020B	714819
92617392035	**BGWC-36D**	EPA 3005A	714625	EPA 6020B	714819
92617392036	**BGWC-41D**	EPA 3005A	714625	EPA 6020B	714819
92617392037	**FB-4**	EPA 3005A	714625	EPA 6020B	714819
92617392038	**BGWA-33**	EPA 3005A	715915	EPA 6020B	716062
92617392039	**FB-7**	EPA 3005A	715915	EPA 6020B	716062
92617392040	**EB-3**	EPA 3005A	715915	EPA 6020B	716062
92617392041	**BGWC-22**	EPA 3005A	715915	EPA 6020B	716062
92617392042	**BGWC-24**	EPA 3005A	715915	EPA 6020B	716062
92617392043	**BGWC-38D**	EPA 3005A	715915	EPA 6020B	716062
92617392044	**BGWC-39**	EPA 3005A	715915	EPA 6020B	716062
92617392045	**FB-6**	EPA 3005A	715915	EPA 6020B	716062

This report shall not be reproduced, except in full,
without the written consent of Pace Analytical Services, LLC.

Pace Analytical Services, LLC
110 Technology Parkway
Peachtree Corners, GA 30092
(770)734-4200

QUALITY CONTROL DATA CROSS REFERENCE TABLE

Project: BOWEN AP-1-Revised Report
Pace Project No.: 92617392

Lab ID	Sample ID	QC Batch Method	QC Batch	Analytical Method	Analytical Batch
92617392046	**DUP-5**	EPA 3005A	715915	EPA 6020B	716062
92617392047	**EB-2**	EPA 3005A	715915	EPA 6020B	716062
92617392048	**PZ-7**	EPA 3005A	715915	EPA 6020B	716062
92617392049	**BGWC-23**	EPA 3005A	715915	EPA 6020B	716062
92617392050	**BGWC-30**	EPA 3005A	715915	EPA 6020B	716062
92617392051	**BGWC-43D**	EPA 3005A	715915	EPA 6020B	716062
92617392052	**BGWC-49D**	EPA 3005A	715915	EPA 6020B	716062
92617392053	**BGWC-51**	EPA 3005A	715915	EPA 6020B	716062
92617392054	**FB-5**	EPA 3005A	715915	EPA 6020B	716062
92617392055	**DUP-4**	EPA 3005A	715915	EPA 6020B	716062
92617392056	**EB-1**	EPA 3005A	715915	EPA 6020B	716062
92617392001	**BGWA-2**	EPA 7470A	714378	EPA 7470A	714591
92617392002	**BGWA-29**	EPA 7470A	714378	EPA 7470A	714591
92617392003	**BGWA-47D**	EPA 7470A	714378	EPA 7470A	714591
92617392004	**BGWA-48D**	EPA 7470A	714378	EPA 7470A	714591
92617392005	**BGWC-8**	EPA 7470A	714378	EPA 7470A	714591
92617392006	**BGWC-9**	EPA 7470A	714378	EPA 7470A	714591
92617392007	**BGWC-14A**	EPA 7470A	714378	EPA 7470A	714591
92617392008	**BGWA-6**	EPA 7470A	714378	EPA 7470A	714591
92617392009	**BGWC-44D**	EPA 7470A	714378	EPA 7470A	714591
92617392010	**BGWC-50D**	EPA 7470A	714378	EPA 7470A	714591
92617392011	**FB-1**	EPA 7470A	714378	EPA 7470A	714591
92617392012	**DUP-1**	EPA 7470A	714378	EPA 7470A	714591
92617392013	**BGWC-12**	EPA 7470A	714378	EPA 7470A	714591
92617392014	**BGWC-16**	EPA 7470A	714378	EPA 7470A	714591
92617392015	**BGWC-17**	EPA 7470A	714378	EPA 7470A	714591
92617392016	**BGWC-18**	EPA 7470A	714378	EPA 7470A	714591
92617392017	**BGWC-19**	EPA 7470A	714378	EPA 7470A	714591
92617392018	**BGWC-20**	EPA 7470A	714378	EPA 7470A	714591
92617392019	**BGWC-25**	EPA 7470A	714378	EPA 7470A	714591
92617392020	**FB-2**	EPA 7470A	714378	EPA 7470A	714591
92617392021	**DUP-2**	EPA 7470A	714912	EPA 7470A	715232
92617392022	**BGWC-7**	EPA 7470A	714912	EPA 7470A	715232
92617392023	**BGWC-10**	EPA 7470A	714912	EPA 7470A	715232
92617392024	**BGWC-21**	EPA 7470A	714912	EPA 7470A	715232
92617392025	**BGWC-31**	EPA 7470A	714912	EPA 7470A	715232
92617392026	**BGWC-34D**	EPA 7470A	714912	EPA 7470A	715232
92617392027	**BGWC-35D**	EPA 7470A	714912	EPA 7470A	715232
92617392028	**BGWC-37D**	EPA 7470A	714912	EPA 7470A	715232
92617392029	**BGWC-40**	EPA 7470A	714912	EPA 7470A	715232
92617392030	**BGWC-42D**	EPA 7470A	714912	EPA 7470A	715232
92617392031	**BGWC-52**	EPA 7470A	714912	EPA 7470A	715232
92617392032	**FB-3**	EPA 7470A	714912	EPA 7470A	715232
92617392033	**DUP-3**	EPA 7470A	714912	EPA 7470A	715232
92617392034	**BGWC-32**	EPA 7470A	714912	EPA 7470A	715232
92617392035	**BGWC-36D**	EPA 7470A	714912	EPA 7470A	715232
92617392036	**BGWC-41D**	EPA 7470A	714912	EPA 7470A	715232
92617392037	**FB-4**	EPA 7470A	714912	EPA 7470A	715232

This report shall not be reproduced, except in full,
without the written consent of Pace Analytical Services, LLC.

Pace Analytical Services, LLC
110 Technology Parkway
Peachtree Corners, GA 30092
(770)734-4200

QUALITY CONTROL DATA CROSS REFERENCE TABLE

Project: BOWEN AP-1-Revised Report
Pace Project No.: 92617392

Lab ID	Sample ID	QC Batch Method	QC Batch	Analytical Method	Analytical Batch
92617392038	**BGWA-33**	EPA 7470A	715905	EPA 7470A	715959
92617392039	**FB-7**	EPA 7470A	715905	EPA 7470A	715959
92617392040	**EB-3**	EPA 7470A	715905	EPA 7470A	715959
92617392041	**BGWC-22**	EPA 7470A	715905	EPA 7470A	715959
92617392042	**BGWC-24**	EPA 7470A	715905	EPA 7470A	715959
92617392043	**BGWC-38D**	EPA 7470A	715905	EPA 7470A	715959
92617392044	**BGWC-39**	EPA 7470A	715905	EPA 7470A	715959
92617392045	**FB-6**	EPA 7470A	715905	EPA 7470A	715959
92617392046	**DUP-5**	EPA 7470A	715905	EPA 7470A	715959
92617392047	**EB-2**	EPA 7470A	715905	EPA 7470A	715959
92617392048	**PZ-7**	EPA 7470A	715905	EPA 7470A	715959
92617392049	**BGWC-23**	EPA 7470A	715905	EPA 7470A	715959
92617392050	**BGWC-30**	EPA 7470A	715905	EPA 7470A	715959
92617392051	**BGWC-43D**	EPA 7470A	715905	EPA 7470A	715959
92617392052	**BGWC-49D**	EPA 7470A	715905	EPA 7470A	715959
92617392053	**BGWC-51**	EPA 7470A	715905	EPA 7470A	715959
92617392054	**FB-5**	EPA 7470A	715905	EPA 7470A	715959
92617392055	**DUP-4**	EPA 7470A	715905	EPA 7470A	715959
92617392056	**EB-1**	EPA 7470A	715905	EPA 7470A	715959
92617392001	**BGWA-2**	SM 2540C-2015	713720		
92617392002	**BGWA-29**	SM 2540C-2015	713720		
92617392003	**BGWA-47D**	SM 2540C-2015	713720		
92617392004	**BGWA-48D**	SM 2540C-2015	713720		
92617392005	**BGWC-8**	SM 2540C-2015	713720		
92617392006	**BGWC-9**	SM 2540C-2015	713720		
92617392007	**BGWC-14A**	SM 2540C-2015	713720		
92617392008	**BGWA-6**	SM 2540C-2015	713720		
92617392009	**BGWC-44D**	SM 2540C-2015	713720		
92617392010	**BGWC-50D**	SM 2540C-2015	713720		
92617392011	**FB-1**	SM 2540C-2015	713720		
92617392012	**DUP-1**	SM 2540C-2015	713720		
92617392013	**BGWC-12**	SM 2540C-2015	713720		
92617392014	**BGWC-16**	SM 2540C-2015	713720		
92617392015	**BGWC-17**	SM 2540C-2015	713720		
92617392016	**BGWC-18**	SM 2540C-2015	713720		
92617392017	**BGWC-19**	SM 2540C-2015	713720		
92617392018	**BGWC-20**	SM 2540C-2015	713720		
92617392019	**BGWC-25**	SM 2540C-2015	714331		
92617392020	**FB-2**	SM 2540C-2015	714331		
92617392021	**DUP-2**	SM 2540C-2015	714331		
92617392022	**BGWC-7**	SM 2540C-2015	714331		
92617392023	**BGWC-10**	SM 2540C-2015	714331		
92617392024	**BGWC-21**	SM 2540C-2015	714331		
92617392025	**BGWC-31**	SM 2540C-2015	714331		
92617392026	**BGWC-34D**	SM 2540C-2015	714331		
92617392027	**BGWC-35D**	SM 2540C-2015	714331		
92617392028	**BGWC-37D**	SM 2540C-2015	714331		

This report shall not be reproduced, except in full,
without the written consent of Pace Analytical Services, LLC.

Pace Analytical Services, LLC
110 Technology Parkway
Peachtree Corners, GA 30092
(770)734-4200

QUALITY CONTROL DATA CROSS REFERENCE TABLE

Project: BOWEN AP-1-Revised Report
Pace Project No.: 92617392

Lab ID	Sample ID	QC Batch Method	QC Batch	Analytical Method	Analytical Batch
92617392029	**BGWC-40**	SM 2540C-2015	714331		
92617392030	**BGWC-42D**	SM 2540C-2015	714620		
92617392031	**BGWC-52**	SM 2540C-2015	714620		
92617392032	**FB-3**	SM 2540C-2015	714620		
92617392033	**DUP-3**	SM 2540C-2015	714620		
92617392034	**BGWC-32**	SM 2540C-2015	714620		
92617392035	**BGWC-36D**	SM 2540C-2015	714620		
92617392036	**BGWC-41D**	SM 2540C-2015	714620		
92617392037	**FB-4**	SM 2540C-2015	714620		
92617392038	**BGWA-33**	SM 2540C-2015	715587		
92617392039	**FB-7**	SM 2540C-2015	715587		
92617392040	**EB-3**	SM 2540C-2015	715587		
92617392041	**BGWC-22**	SM 2540C-2015	715587		
92617392042	**BGWC-24**	SM 2540C-2015	715587		
92617392043	**BGWC-38D**	SM 2540C-2015	715587		
92617392044	**BGWC-39**	SM 2540C-2015	715587		
92617392045	**FB-6**	SM 2540C-2015	715587		
92617392046	**DUP-5**	SM 2540C-2015	715587		
92617392047	**EB-2**	SM 2540C-2015	715587		
92617392048	**PZ-7**	SM 2540C-2015	715587		
92617392049	**BGWC-23**	SM 2540C-2015	715587		
92617392050	**BGWC-30**	SM 2540C-2015	715588		
92617392051	**BGWC-43D**	SM 2540C-2015	715588		
92617392052	**BGWC-49D**	SM 2540C-2015	715588		
92617392053	**BGWC-51**	SM 2540C-2015	715588		
92617392054	**FB-5**	SM 2540C-2015	715588		
92617392055	**DUP-4**	SM 2540C-2015	715588		
92617392056	**EB-1**	SM 2540C-2015	715588		
92617392001	**BGWA-2**	SM 2320B-2011	714673		
92617392002	**BGWA-29**	SM 2320B-2011	714673		
92617392003	**BGWA-47D**	SM 2320B-2011	714908		
92617392004	**BGWA-48D**	SM 2320B-2011	714908		
92617392005	**BGWC-8**	SM 2320B-2011	714908		
92617392006	**BGWC-9**	SM 2320B-2011	714908		
92617392007	**BGWC-14A**	SM 2320B-2011	714908		
92617392008	**BGWA-6**	SM 2320B-2011	714908		
92617392009	**BGWC-44D**	SM 2320B-2011	714908		
92617392010	**BGWC-50D**	SM 2320B-2011	714908		
92617392011	**FB-1**	SM 2320B-2011	714908		
92617392012	**DUP-1**	SM 2320B-2011	714908		
92617392013	**BGWC-12**	SM 2320B-2011	714908		
92617392014	**BGWC-16**	SM 2320B-2011	714908		
92617392015	**BGWC-17**	SM 2320B-2011	714908		
92617392016	**BGWC-18**	SM 2320B-2011	714908		
92617392017	**BGWC-19**	SM 2320B-2011	714908		
92617392018	**BGWC-20**	SM 2320B-2011	714908		

This report shall not be reproduced, except in full,
without the written consent of Pace Analytical Services, LLC.

Pace Analytical Services, LLC
110 Technology Parkway
Peachtree Corners, GA 30092
(770)734-4200

QUALITY CONTROL DATA CROSS REFERENCE TABLE

Project: BOWEN AP-1-Revised Report
Pace Project No.: 92617392

Lab ID	Sample ID	QC Batch Method	QC Batch	Analytical Method	Analytical Batch
92617392019	**BGWC-25**	SM 2320B-2011	714908		
92617392020	**FB-2**	SM 2320B-2011	714908		
92617392021	**DUP-2**	SM 2320B-2011	714908		
92617392022	**BGWC-7**	SM 2320B-2011	715338		
92617392023	**BGWC-10**	SM 2320B-2011	715338		
92617392024	**BGWC-21**	SM 2320B-2011	715338		
92617392025	**BGWC-31**	SM 2320B-2011	715338		
92617392026	**BGWC-34D**	SM 2320B-2011	715338		
92617392027	**BGWC-35D**	SM 2320B-2011	715338		
92617392028	**BGWC-37D**	SM 2320B-2011	715338		
92617392029	**BGWC-40**	SM 2320B-2011	715338		
92617392030	**BGWC-42D**	SM 2320B-2011	715338		
92617392031	**BGWC-52**	SM 2320B-2011	715338		
92617392032	**FB-3**	SM 2320B-2011	715338		
92617392033	**DUP-3**	SM 2320B-2011	715338		
92617392034	**BGWC-32**	SM 2320B-2011	715511		
92617392035	**BGWC-36D**	SM 2320B-2011	715511		
92617392036	**BGWC-41D**	SM 2320B-2011	715511		
92617392037	**FB-4**	SM 2320B-2011	715511		
92617392038	**BGWA-33**	SM 2320B-2011	717507		
92617392039	**FB-7**	SM 2320B-2011	717507		
92617392040	**EB-3**	SM 2320B-2011	717507		
92617392041	**BGWC-22**	SM 2320B-2011	716049		
92617392042	**BGWC-24**	SM 2320B-2011	716049		
92617392043	**BGWC-38D**	SM 2320B-2011	716049		
92617392044	**BGWC-39**	SM 2320B-2011	716049		
92617392045	**FB-6**	SM 2320B-2011	716049		
92617392046	**DUP-5**	SM 2320B-2011	716049		
92617392047	**EB-2**	SM 2320B-2011	716049		
92617392048	**PZ-7**	SM 2320B-2011	716055		
92617392049	**BGWC-23**	SM 2320B-2011	716049		
92617392050	**BGWC-30**	SM 2320B-2011	716049		
92617392051	**BGWC-43D**	SM 2320B-2011	716049		
92617392052	**BGWC-49D**	SM 2320B-2011	716049		
92617392053	**BGWC-51**	SM 2320B-2011	716049		
92617392054	**FB-5**	SM 2320B-2011	716049		
92617392055	**DUP-4**	SM 2320B-2011	716049		
92617392056	**EB-1**	SM 2320B-2011	716049		
92617392001	**BGWA-2**	SM 4500-S2D-2011	713944		
92617392002	**BGWA-29**	SM 4500-S2D-2011	713944		
92617392003	**BGWA-47D**	SM 4500-S2D-2011	713944		
92617392004	**BGWA-48D**	SM 4500-S2D-2011	713944		
92617392005	**BGWC-8**	SM 4500-S2D-2011	713944		
92617392006	**BGWC-9**	SM 4500-S2D-2011	713944		
92617392007	**BGWC-14A**	SM 4500-S2D-2011	713944		

This report shall not be reproduced, except in full,
without the written consent of Pace Analytical Services, LLC.

Pace Analytical Services, LLC
110 Technology Parkway
Peachtree Corners, GA 30092
(770)734-4200

QUALITY CONTROL DATA CROSS REFERENCE TABLE

Project: BOWEN AP-1-Revised Report
Pace Project No.: 92617392

Lab ID	Sample ID	QC Batch Method	QC Batch	Analytical Method	Analytical Batch
92617392008	**BGWA-6**	SM 4500-S2D-2011	713944		
92617392009	**BGWC-44D**	SM 4500-S2D-2011	713944		
92617392010	**BGWC-50D**	SM 4500-S2D-2011	713944		
92617392011	**FB-1**	SM 4500-S2D-2011	713945		
92617392012	**DUP-1**	SM 4500-S2D-2011	713945		
92617392013	**BGWC-12**	SM 4500-S2D-2011	713945		
92617392014	**BGWC-16**	SM 4500-S2D-2011	713945		
92617392015	**BGWC-17**	SM 4500-S2D-2011	713945		
92617392016	**BGWC-18**	SM 4500-S2D-2011	713945		
92617392017	**BGWC-19**	SM 4500-S2D-2011	713945		
92617392018	**BGWC-20**	SM 4500-S2D-2011	713945		
92617392019	**BGWC-25**	SM 4500-S2D-2011	713945		
92617392020	**FB-2**	SM 4500-S2D-2011	713945		
92617392021	**DUP-2**	SM 4500-S2D-2011	713945		
92617392022	**BGWC-7**	SM 4500-S2D-2011	714555		
92617392023	**BGWC-10**	SM 4500-S2D-2011	714555		
92617392024	**BGWC-21**	SM 4500-S2D-2011	714555		
92617392025	**BGWC-31**	SM 4500-S2D-2011	714555		
92617392026	**BGWC-34D**	SM 4500-S2D-2011	714556		
92617392027	**BGWC-35D**	SM 4500-S2D-2011	714556		
92617392028	**BGWC-37D**	SM 4500-S2D-2011	714556		
92617392029	**BGWC-40**	SM 4500-S2D-2011	714556		
92617392030	**BGWC-42D**	SM 4500-S2D-2011	714556		
92617392031	**BGWC-52**	SM 4500-S2D-2011	714556		
92617392032	**FB-3**	SM 4500-S2D-2011	714556		
92617392033	**DUP-3**	SM 4500-S2D-2011	714556		
92617392034	**BGWC-32**	SM 4500-S2D-2011	714557		
92617392035	**BGWC-36D**	SM 4500-S2D-2011	714557		
92617392036	**BGWC-41D**	SM 4500-S2D-2011	714557		
92617392037	**FB-4**	SM 4500-S2D-2011	714557		
92617392038	**BGWA-33**	SM 4500-S2D-2011	715462		
92617392039	**FB-7**	SM 4500-S2D-2011	715462		
92617392040	**EB-3**	SM 4500-S2D-2011	715462		
92617392041	**BGWC-22**	SM 4500-S2D-2011	715461		
92617392042	**BGWC-24**	SM 4500-S2D-2011	715461		
92617392043	**BGWC-38D**	SM 4500-S2D-2011	715461		
92617392044	**BGWC-39**	SM 4500-S2D-2011	715461		
92617392045	**FB-6**	SM 4500-S2D-2011	715461		
92617392046	**DUP-5**	SM 4500-S2D-2011	715461		
92617392047	**EB-2**	SM 4500-S2D-2011	715461		
92617392048	**PZ-7**	SM 4500-S2D-2011	715461		
92617392049	**BGWC-23**	SM 4500-S2D-2011	715460		
92617392050	**BGWC-30**	SM 4500-S2D-2011	715460		
92617392051	**BGWC-43D**	SM 4500-S2D-2011	715460		
92617392052	**BGWC-49D**	SM 4500-S2D-2011	715460		

This report shall not be reproduced, except in full,
without the written consent of Pace Analytical Services, LLC.

Pace Analytical Services, LLC
110 Technology Parkway
Peachtree Corners, GA 30092
(770)734-4200

QUALITY CONTROL DATA CROSS REFERENCE TABLE

Project: BOWEN AP-1-Revised Report
Pace Project No.: 92617392

Lab ID	Sample ID	QC Batch Method	QC Batch	Analytical Method	Analytical Batch
92617392053	**BGWC-51**	SM 4500-S2D-2011	715460		
92617392054	**FB-5**	SM 4500-S2D-2011	715460		
92617392055	**DUP-4**	SM 4500-S2D-2011	715460		
92617392056	**EB-1**	SM 4500-S2D-2011	715460		
92617392001	**BGWA-2**	EPA 300.0 Rev 2.1 1993	713794		
92617392002	**BGWA-29**	EPA 300.0 Rev 2.1 1993	713794		
92617392003	**BGWA-47D**	EPA 300.0 Rev 2.1 1993	713794		
92617392004	**BGWA-48D**	EPA 300.0 Rev 2.1 1993	713794		
92617392005	**BGWC-8**	EPA 300.0 Rev 2.1 1993	713794		
92617392006	**BGWC-9**	EPA 300.0 Rev 2.1 1993	713794		
92617392007	**BGWC-14A**	EPA 300.0 Rev 2.1 1993	713794		
92617392008	**BGWA-6**	EPA 300.0 Rev 2.1 1993	713794		
92617392009	**BGWC-44D**	EPA 300.0 Rev 2.1 1993	713794		
92617392010	**BGWC-50D**	EPA 300.0 Rev 2.1 1993	713794		
92617392011	**FB-1**	EPA 300.0 Rev 2.1 1993	713794		
92617392012	**DUP-1**	EPA 300.0 Rev 2.1 1993	713794		
92617392013	**BGWC-12**	EPA 300.0 Rev 2.1 1993	714007		
92617392014	**BGWC-16**	EPA 300.0 Rev 2.1 1993	714007		
92617392015	**BGWC-17**	EPA 300.0 Rev 2.1 1993	714007		
92617392016	**BGWC-18**	EPA 300.0 Rev 2.1 1993	714007		
92617392017	**BGWC-19**	EPA 300.0 Rev 2.1 1993	714007		
92617392018	**BGWC-20**	EPA 300.0 Rev 2.1 1993	714007		
92617392019	**BGWC-25**	EPA 300.0 Rev 2.1 1993	714007		
92617392020	**FB-2**	EPA 300.0 Rev 2.1 1993	714007		
92617392021	**DUP-2**	EPA 300.0 Rev 2.1 1993	714007		
92617392022	**BGWC-7**	EPA 300.0 Rev 2.1 1993	714764		
92617392023	**BGWC-10**	EPA 300.0 Rev 2.1 1993	714764		
92617392024	**BGWC-21**	EPA 300.0 Rev 2.1 1993	714764		
92617392025	**BGWC-31**	EPA 300.0 Rev 2.1 1993	714764		
92617392026	**BGWC-34D**	EPA 300.0 Rev 2.1 1993	714764		
92617392027	**BGWC-35D**	EPA 300.0 Rev 2.1 1993	714764		
92617392028	**BGWC-37D**	EPA 300.0 Rev 2.1 1993	714764		
92617392029	**BGWC-40**	EPA 300.0 Rev 2.1 1993	714764		
92617392030	**BGWC-42D**	EPA 300.0 Rev 2.1 1993	714764		
92617392031	**BGWC-52**	EPA 300.0 Rev 2.1 1993	714764		
92617392032	**FB-3**	EPA 300.0 Rev 2.1 1993	714764		
92617392033	**DUP-3**	EPA 300.0 Rev 2.1 1993	714764		
92617392034	**BGWC-32**	EPA 300.0 Rev 2.1 1993	714764		
92617392035	**BGWC-36D**	EPA 300.0 Rev 2.1 1993	714764		
92617392036	**BGWC-41D**	EPA 300.0 Rev 2.1 1993	714764		
92617392037	**FB-4**	EPA 300.0 Rev 2.1 1993	714764		
92617392038	**BGWA-33**	EPA 300.0 Rev 2.1 1993	716705		
92617392039	**FB-7**	EPA 300.0 Rev 2.1 1993	716705		
92617392040	**EB-3**	EPA 300.0 Rev 2.1 1993	716705		
92617392041	**BGWC-22**	EPA 300.0 Rev 2.1 1993	716705		
92617392042	**BGWC-24**	EPA 300.0 Rev 2.1 1993	716705		
92617392043	**BGWC-38D**	EPA 300.0 Rev 2.1 1993	716705		

This report shall not be reproduced, except in full,
without the written consent of Pace Analytical Services, LLC.

Pace Analytical Services, LLC
110 Technology Parkway
Peachtree Corners, GA 30092
(770)734-4200

QUALITY CONTROL DATA CROSS REFERENCE TABLE

Project: BOWEN AP-1-Revised Report
Pace Project No.: 92617392

Lab ID	Sample ID	QC Batch Method	QC Batch	Analytical Method	Analytical Batch
92617392044	**BGWC-39**	EPA 300.0 Rev 2.1 1993	716705		
92617392045	**FB-6**	EPA 300.0 Rev 2.1 1993	716705		
92617392046	**DUP-5**	EPA 300.0 Rev 2.1 1993	716705		
92617392047	**EB-2**	EPA 300.0 Rev 2.1 1993	716705		
92617392048	**PZ-7**	EPA 300.0 Rev 2.1 1993	716705		
92617392049	**BGWC-23**	EPA 300.0 Rev 2.1 1993	716705		
92617392050	**BGWC-30**	EPA 300.0 Rev 2.1 1993	716705		
92617392051	**BGWC-43D**	EPA 300.0 Rev 2.1 1993	716705		
92617392052	**BGWC-49D**	EPA 300.0 Rev 2.1 1993	716705		
92617392053	**BGWC-51**	EPA 300.0 Rev 2.1 1993	716705		
92617392054	**FB-5**	EPA 300.0 Rev 2.1 1993	716705		
92617392055	**DUP-4**	EPA 300.0 Rev 2.1 1993	716705		
92617392056	**EB-1**	EPA 300.0 Rev 2.1 1993	716705		

This report shall not be reproduced, except in full,
without the written consent of Pace Analytical Services, LLC.

Pace	DC#_Title: ENV-FRM-HUN1-0083 v01_Sample Condition Upon Receipt
	Effective Date: 05/12/2022

Laboratory receiving samples:

Asheville ☐ Eden ☐ Greenwood ☐ Huntersville ☐ Raleigh ☐ Mechanicsville ☐ Atlanta ☑ Kernersville ☐

Sample Condition Upon Receipt

Client Name: GA Power

Project #: WO#: 92617392

92617392

Courier: ☐ Commercial ☑ Fed Ex ☐ UPS ☐ USPS ☐ Client ☐ Other:

Custody Seal Present? ☐ Yes ☑ No Seals Intact? ☐ Yes ☐ No

Date/Initials Person Examining Contents: 7/28/22

Packing Material: ☐ Bubble Wrap ☐ Bubble Bags ☑ None ☐ Other

Biological Tissue Frozen? ☐ Yes ☐ No ☐ N/A

Thermometer: ☑ IR Gun ID: 214

Type of Ice: ☑ Wet ☐ Blue ☐ None

Cooler Temp: 3.3 Correction Factor Add/Subtract (°C): 0.0

Temp should be above freezing to 6°C

☐ Samples out of temp criteria. Samples on ice, cooling process has begun

Cooler Temp Corrected (°C): 3.3

USDA Regulated Soil (☐ N/A, water sample)

Did samples originate in a quarantine zone within the United States: CA, NY, or SC (check maps)? ☐ Yes ☐ No

Did samples originate from a foreign source (internationally, including Hawaii and Puerto Rico)? ☐ Yes ☐ No

				Comments/Discrepancy:
Chain of Custody Present?	☑ Yes	☐ No	☐ N/A	1.
Samples Arrived within Hold Time?	☑ Yes	☐ No	☐ N/A	2.
Short Hold Time Analysis (<72 hr.)?	☐ Yes	☑ No	☐ N/A	3.
Rush Turn Around Time Requested?	☐ Yes	☑ No	☐ N/A	4.
Sufficient Volume?	☑ Yes	☐ No	☐ N/A	5.
Correct Containers Used?	☑ Yes	☐ No	☐ N/A	6.
-Pace Containers Used?	☑ Yes	☐ No	☐ N/A	
Containers Intact?	☑ Yes	☐ No	☐ N/A	7.
Dissolved analysis: Samples Field Filtered?	☐ Yes	☐ No	☑ N/A	8.
Sample Labels Match COC?	☑ Yes	☐ No	☐ N/A	9.
-Includes Date/Time/ID/Analysis Matrix: W				
Headspace in VOA Vials (>5-6mm)?	☐ Yes	☐ No	☑ N/A	10.
Trip Blank Present?	☐ Yes	☐ No	☑ N/A	11.
Trip Blank Custody Seals Present?	☐ Yes	☐ No	☑ N/A	

COMMENTS/SAMPLE DISCREPANCY

Field Data Required? ☐ Yes ☐ No

Lot ID of split containers:

CLIENT NOTIFICATION/RESOLUTION

Person contacted: Date/Time:

Project Manager SCURF Review: Date:

Project Manager SRF Review: Date:

Pace

DC#_Title: ENV-FRM-HUN1-0083 v01_Sample Condition Upon Receipt

Effective Date: 05/12/2022

***Check mark top half of box if pH and/or dechlorination is verified and within the acceptance range for preservation samples.**

Exceptions: VOA, Col form, TOC, Oil and Grease, DRO/8015 (water) DOC, ug Hg

****Bottom half of box is to list number of bottles**

*****Check all unpreserved Nitrates for chlorine**

Project **WO#: 92617392**

PM: NMG Due Date: 08/11/22

CLIENT: GA-GA Power

Item#	BP4U-125 mL Plastic Unpreserved (N/A) (Cl-)	BP3U-250 mL Plastic Unpreserved (N/A)	BP2U-500 mL Plastic Unpreserved (N/A)	BP1U-1 liter Plastic Unpreserved (N/A)	BP4S-125 mL Plastic H2SO4 (pH < 2) (Cl-)	BP3N-250 mL plastic HNO3 (pH < 2)	BP4Z-125 mL Plastic ZN Acetate & NaOH (>9)	BP4B-125 mL Plastic NaOH (pH > 12) (Cl-)	WGFU-Wide-mouthed Glass Jar Unpreserved	AG1U-1 liter Amber Unpreserved (N/A) (Cl-)	AG1H-1 liter Amber HCl (pH < 2)	AG3U-250 mL Amber Unpreserved (N/A) (Cl-)	AG1S-1 liter Amber H2SO4 (pH < 2)	AG3S-250 mL Amber H2SO4 (pH < 2)	DG9A-250 mL Amber NH4Cl (N/A)(Cl-)	DG9H-40 mL VOA HCl (N/A)	VG9T-40 mL VOA Na2S2O3 (N/A)	VG9U-40 mL VOA Unpreserved (N/A)	DG9V-40 mL VOA H3PO4 (N/A)	DG9S-40 mL VOA H2SO4 (N/A)	V/GK (3 vials per kit)-VPH/Gas kit (N/A)	SP5T-125 mL Sterile Plastic (N/A – lab)	SP2T-250 mL Sterile Plastic (N/A – lab)	BPN	BP3B-250 mL Plastic (NH2)2SO4 (9.3-9.7)	AG0U-100 mL Amber Unpreserved (N/A) (Cl-)	VSGU-20 mL Scintillation vials (N/A)	DG9U-40 mL Amber Unpreserved vials (N/A)
1		2	1			1	1																	2				
2		2	1			1	1																	2				
3		2	1			1	1																	2				
4		2	1			1	1																	2				
5		2	1			1	1																	2				
6		2	1			1	1																	2				
7		2	1			1	1																	2				
8		2	1			1	1																	2				
9		2	1			1	1																	2				
10		2	1			1	1																	2				
11		2	1			1	1																	2				
12		2	1			1	1																	2				

pH Adjustment Log for Preserved Samples

Sample ID	Type of Preservative	pH upon receipt	Date preservation adjusted	Time preservation adjusted	Amount of Preservative added	Lot #

Note: Whenever there is a discrepancy affecting North Carolina compliance samples, a copy of this form will be sent to the North Carolina DENR Certification Office (i.e. Out of hold, incorrect preservative, out of temp, incorrect containers.

DC#_Title: ENV-FRM-HUN1-0083 v01_Sample Condition Upon Receipt

Effective Date: 05/12/2022

***Check mark top half of box if pH and/or dechlorination is verified and within the acceptance range for preservation samples.**

Exceptions: VOA, Coliform, TOC, Oil and Grease, DRO/8015 (water) DOC, LLHg

****Bottom half of box is to list number of bottles**

*****Check all unpreserved Nitrates for chlorine**

Project **WO#: 92617392**

PM: NMG Due Date: 08/11/22

CLIENT: GA-GA Power

Item#	BP4U-125 mL Plastic Unpreserved (N/A) (Cl-)	BP3U-250 mL Plastic Unpreserved (N/A)	BP2U-500 mL Plastic Unpreserved (N/A)	BP1U-1 liter Plastic Unpreserved (N/A)	BP4S-125 mL Plastic H2SO4 (pH < 2) (Cl-)	BP3N-250 mL plastic HNO3 (pH < 2)	BP4Z-125 mL Plastic ZN Acetate & NaOH (>9)	BP4B-125 mL Plastic NaOH (pH > 12) (Cl-)	WGFU-Wide-mouthed Glass jar Unpreserved	AG1U-1 liter Amber Unpreserved (N/A) (Cl-)	AG1H-1 liter Amber HCl (pH < 2)	AG3U-250 mL Amber Unpreserved (N/A) (Cl-)	AG1S-1 liter Amber H2SO4 (pH < 2)	AG3S-250 mL Amber H2SO4 (pH < 2)	DG9A-250 mL Amber NH4Cl (N/A)(Cl-)	DG9H-40 mL VOA HCl (N/A)	VG9T-40 mL VOA Na2S2O3 (N/A)	VG9U-40 mL VOA Unpreserved (N/A)	DG9V-40 mL VOA H3PO4 (N/A)	DG9S-40 mL VOA H2SO4 (N/A)	V/GK (3 vials per kit)-VPH/Gas kit (N/A)	SPST-125 mL Sterile Plastic (N/A – lab)	SPZT-250 mL Sterile Plastic (N/A – lab)		BP3R-250 mL Plastic (NH2)2SO4 (9.3-9.7)	AGDU-100 mL Amber Unpreserved (N/A) (Cl-)	VSGU-20 mL Scintillation vials (N/A)	DG8U-40 mL Amber Unpreserved vials (N/A)
1		2	1			1 ✓	✓																	2 ✓				
2		2	1			1 ✓	1 ✓																	2 ✓				
3		2	1			1 ✓	1 ✓																	2 ✓				
4		2	1			1 ✓	1 ✓																	2 ✓				
5		2	1			1 ✓	1 ✓																	2 ✓				
6		2	1			1 ✓	1 ✓																	2 ✓				
7		2	1			1 ✓	1 ✓																	2 ✓				
8		2	1			1 ✓	1 ✓																	2 ✓				
9		2	1			1 ✓	1 ✓																	2 ✓				
10																												
11																												
12																												

pH Adjustment Log for Preserved Samples

Sample ID	Type of Preservative	pH upon receipt	Date preservation adjusted	Time preservation adjusted	Amount of Preservative added	Lot #

Note: Whenever there is a discrepancy affecting North Carolina compliance samples, a copy of this form will be sent to the North Carolina DENR Certification Office (i.e. Out of hold, incorrect preservative, out of temp, incorrect containers.

Pace

CHAIN-OF-CUSTODY / Analytical Request Document

The Chain-of-Custody is a LEGAL DOCUMENT. All relevant fields must be completed accurately.

Submitting a sample via this chain of custody constitutes acknowledgment and acceptance of the Pace Terms and Conditions found at https://info.pacelabs.com/hubfs/pas-standard-terms.pdf.

Page : 1 Of 6

Section A — Required Client Information:

Company:	Georgia Power
Address:	241 Ralph McGill Blvd NE
	Atlanta, GA 30308
Email:	knjurinko@southernco.com
Phone:	(470) 217-0008 Fax:
Requested Due Date:	Standard

Section B — Required Project Information:

Report To:	Kristan Jurinko, Anthony Szwast
Copy To:	Laura Midkiff, Ben Hodges, Mike Smilley
	Noelle Gangi
Purchase Order #:	
Project Name:	Bowen AP-1
Project #:	

Section C — Invoice Information:

Attention:	
Company Name:	Georgia Power
Address:	241 Ralph McGill Blvd. NE, Atlanta, GA 30308
Pace Quote:	
Pace Project Manager:	nicole.d'oleo@pacelabs.com
Pace Profile #:	10844-5

Regulatory Agency	
State / Location	GA

Requested Analysis Filtered (Y/N)

ITEM #	SAMPLE ID (One Character per box. (A-Z, 0-9 / , -) Sample Ids must be unique)	MATRIX CODE (see valid codes to left)	SAMPLE TYPE (G=GRAB C=COMP)	COLLECTED START DATE	COLLECTED START TIME	COLLECTED END DATE	COLLECTED END TIME	SAMPLE TEMP AT COLLECTION	# OF CONTAINERS	Preservatives: Unpreserved	H2SO4	HNO3	HCl	NaOH	Na2S2O3	Methanol	Other	Analyses Test Y/N	Metals	CLF, SO4	Alkalinity	TDS	RAD 9315/9320	Sulfide	Residual Chlorine (Y/N)	
1	BGWA-2	WG	G	7/26/22	1342				7	3		3		1					X	X	X	X	X	X		7.45
2	BGWA-29	WG	G	7/26/22	1056				7	3		3		1					X	X	X	X	X	X		7.92
3	BGWA-33	WG	G																X	X	X	X	X	X		
4	BGWA-47D	WG	G	7/26/22	1220				7	3		3		1					X	X	X	X	X	X		6.75
5	BGWA-48D	WG	G	7/26/22	1051				7	3		3		1					X	X	X	X	X	X		7.37
6	BGWC-7	WG	G																X	X	X	X	X	X		
7	BGWC-8	WG	G	7/26/22	1334				7	3		3		1					X	X	X	X	X	X		7.63
8	BGWC-9	WG	G	7/26/22	1518				7	3		3		1					X	X	X	X	X	X		7.33
9	BGWC-10	WG	G																X	X	X	X	X	X		
10	BGWC-12	WG	G																X	X	X	X	X	X		
11	BGWC-14A	WG	G	7/26/22	1515				7	3		3		1					X	X	X	X	X	X		6.78
12	BGWC-16	WG	G																X	X	X	X	X	X		

ADDITIONAL COMMENTS	RELINQUISHED BY / AFFILIATION	DATE	TIME	ACCEPTED BY / AFFILIATION	DATE	TIME	SAMPLE CONDITIONS
	Will Lasker	7/28/22	0800	Atoya Garner	7/28/22	0800	
	~~[illegible]~~ / Pace	7/28/22	1012	Ryan Williams / Pace	7/28/22	1012	
	Ryan Williams / Pace	7/28/22	1322	Charles Hurle	7/28/22	1322	

SAMPLER NAME AND SIGNATURE

PRINT Name of SAMPLER: Will Lasker, Kevin Stephenson, Meredith Duncan

SIGNATURE of SAMPLER: [signature] DATE Signed: 7/26/22

TEMP in C	Received on ice (Y/N)	Custody Sealed Cooler (Y/N)	Samples Intact (Y/N)

Pace

CHAIN-OF-CUSTODY / Analytical Request Document

The Chain-of-Custody is a LEGAL DOCUMENT. All relevant fields must be completed accurately.

Submitting a sample via this chain of custody constitutes acknowledgment and acceptance of the Pace Terms and Conditions found at https://info.pacelabs.com/hubfs/pas-standard-terms.pdf.

Page : 2 Of 6

Section A — Required Client Information:

Company:	Georgia Power
Address:	241 Ralph McGill Blvd, NE
	Atlanta, GA 30308
Email:	krjurink@southernco.com
Phone:	(470)217-0008 Fax:
Requested Due Date:	Standard

Section B — Required Project Information:

Report To:	Kristen Jurinko, Anthony Szwast
Copy To:	Laura Midkiff, Ben Hodges, Mike Smalley
	Noelia Gangi
Purchase Order #:	
Project Name:	Bowen AP-1
Project #:	

Section C — Invoice Information:

Attention:	
Company Name:	Georgia Power
Address:	241 Ralph McGill Blvd. NE, Atlanta, GA 30308
Pace Quote:	
Pace Project Manager:	nicole.d'oleo@pacelabs.com,
Pace Profile #:	10844-5

Regulatory Agency	
State / Location	
GA	

Requested Analysis Filtered (Y/N): Y/N

ITEM #	SAMPLE ID (One Character per box. (A-Z, 0-9 / , -) Sample Ids must be unique)	MATRIX CODE (see valid codes to left)	SAMPLE TYPE (G=GRAB C=COMP)	COLLECTED START DATE	COLLECTED START TIME	COLLECTED END DATE	COLLECTED END TIME	SAMPLE TEMP AT COLLECTION	# OF CONTAINERS	Unpreserved	H2SO4	HNO3	HCl	NaOH	Na2S2O3	Methanol	Other	Analyses Test: Metals	CL, F, SO4	Alkalinity	TDS	RAD 9315/9320	Sulfide	Residual Chlorine (Y/N)
13	BGWC-17	WG	G															X	X	X	X	X	X	
14	BGWC-18	WG	G															X	X	X	X	X	X	
15	BGWC-19	WG	G															X	X	X	X	X	X	
16	BGWC-20	WG	G															X	X	X	X	X	X	
17	BGWC-21	WG	G															X	X	X	X	X	X	
18	BGWC-22	WG	G															X	X	X	X	X	X	
19	BGWC-23	WG	G															X	X	X	X	X	X	
20	BGWC-24	WG	G															X	X	X	X	X	X	
21	BGWC-25	WG	G															X	X	X	X	X	X	
22	BGWC-30	WG	G															X	X	X	X	X	X	
23	BGWA-6	WG	G	7/26/22	1230				7	3		3		1				X	X	X	X	X	X	7.34
24	BGWC-31	WG	G															X	X	X	X	X	X	

Preservatives

ADDITIONAL COMMENTS	RELINQUISHED BY / AFFILIATION	DATE	TIME	ACCEPTED BY / AFFILIATION	DATE	TIME	SAMPLE CONDITIONS
	Will Laaker	7/28/22	0800	Atoya Garner	7/28/22	0800	
	Atoya Garner	7/28/22	1012	Ryan Williams / Pace	7/28/22	1012	
	Ryan Williams / Pace	7/28/22	1322	[illegible]	7/28/22	1322	

SAMPLER NAME AND SIGNATURE	
PRINT Name of SAMPLER:	Will Laaker, Kevin Stephenson, Meredith Duncan
SIGNATURE of SAMPLER:	[illegible] DATE Signed: 7/26/22

TEMP in C | Received on ice (Y/N) | Custody Sealed Cooler (Y/N) | Samples Intact (Y/N)

Pace

CHAIN-OF-CUSTODY / Analytical Request Document

The Chain-of-Custody is a LEGAL DOCUMENT. All relevant fields must be completed accurately.

Submitting a sample via this chain of custody constitutes acknowledgment and acceptance of the Pace Terms and Conditions found at https://info.pacelabs.com/hubfs/pas-standard-terms.pdf.

Page : 3 Of 6

Section A Required Client Information:

Company:	Georgia Power
Address:	241 Ralph McGill Blvd. NE
	Atlanta, GA 30308
Email:	knjurink@southernco.com
Phone:	(470)217-0008 Fax:
Requested Due Date:	Standard

Section B Required Project Information:

Report To:	Kristen Jurinko, Anthony Szwest
Copy To:	Laura Midkiff, Ben Hodges, Mike Smilley
	Noelia Gangi
Purchase Order #:	
Project Name:	Bowen AP-1
Project #:	

Section C Invoice Information:

Attention:	
Company Name:	Georgia Power
Address:	241 Ralph McGill Blvd. NE, Atlanta, GA 30308
Pace Quote:	
Pace Project Manager:	nicole.d'oleo@pacelabs.com,
Pace Profile #:	10844-5

Regulatory Agency	
State / Location	
GA	

MATRIX CODE: Drinking Water DW; Water WT; Waste Water WW; Product P; Soil/Solid SL; Oil OL; Wipe WP; Air AR; Other OT; Tissue TT

SAMPLE ID: One Character per box. (A-Z, 0-9 / , -) Sample Ids must be unique

Requested Analysis Filtered (Y/N)

ITEM #	SAMPLE ID	MATRIX CODE (see valid codes to left)	SAMPLE TYPE (G=GRAB C=COMP)	COLLECTED START DATE	COLLECTED START TIME	COLLECTED END DATE	COLLECTED END TIME	SAMPLE TEMP AT COLLECTION	# OF CONTAINERS	Preservatives: Unpreserved	H2SO4	HNO3	HCl	NaOH	Na2S2O3	Methanol	Other	Analyses Test Y/N	Metals	Cl, F, SO4	Alkalinity	TDS	RAD 9315/9320	Sulfide	Residual Chlorine (Y/N)	
25	BGWC-32	WG	G																X	X	X	X	X	X		
26	BGWC-34D	WG	G																X	X	X	X	X	X		
27	BGWC-35D	WG	G																X	X	X	X	X	X		
28	BGWC-36D	WG	G																X	X	X	X	X	X		
29	BGWC-37D	WG	G																X	X	X	X	X	X		
30	BGWC-38D	WG	G																X	X	X	X	X	X		
31	BGWC-39	WG	G																X	X	X	X	X	X		
32	BGWC-40	WG	G																X	X	X	X	X	X		
33	BGWC-41D	WG	G																X	X	X	X	X	X		
34	BGWC-42D	WG	G																X	X	X	X	X	X		
35	BGWC-43D	WG	G																X	X	X	X	X	X	WL 7/26/22	
36	BGWC-44D	WG	G	7/26/22	1105				7	3		3		1					X	X	X	X	X	X		~~10~~ 7.59

ADDITIONAL COMMENTS	RELINQUISHED BY / AFFILIATION	DATE	TIME	ACCEPTED BY / AFFILIATION	DATE	TIME	SAMPLE CONDITIONS
	Will Laaker	7/28/22	0800	Atoya Garner	7/28/22	0800	
	Atoya Garner	7/28/22	10:12	Ryan Williams / Pace	7/28/22	1012	
	Ryan Williams / Pace	7/28/22	1322	Charles Hurle	7/28/22	1322	

SAMPLER NAME AND SIGNATURE

PRINT Name of SAMPLER: Will Laaker, Kevin Stephenson, Meredith Duncan

SIGNATURE of SAMPLER: [signature] DATE Signed: 7/26/22

TEMP in C | Received on Ice (Y/N) | Custody Sealed Cooler (Y/N) | Samples Intact (Y/N)

Pace

CHAIN-OF-CUSTODY / Analytical Request Document

The Chain-of-Custody is a LEGAL DOCUMENT. All relevant fields must be completed accurately.

Submitting a sample via this chain of custody constitutes acknowledgment and acceptance of the Pace Terms and Conditions found at https://info.pacelabs.com/hubfs/pas-standard-terms.pdf.

Page : 4 Of 6

Section A — Required Client Information:

Company:	Georgia Power
Address:	241 Ralph McGill Blvd. NE
	Atlanta, GA 30308
Email:	krjurink@southernco.com
Phone:	(470)217-0008 Fax:
Requested Due Date:	Standard

Section B — Required Project Information:

Report To:	Kristen Jurinko, Anthony Stewart
Copy To:	Laura Midkiff, Ben Hodges, Mike Smalley
	Noelia Gangi
Purchase Order #:	
Project Name:	Bowen AP-1
Project #:	

Section C — Invoice Information:

Attention:	
Company Name:	Georgia Power
Address:	241 Ralph McGill Blvd. NE, Atlanta, GA 30308
Pace Quote:	
Pace Project Manager:	nicole.d'oleo@pacelabs.com
Pace Profile #:	10844-5

Regulatory Agency	
State / Location	GA

Requested Analysis Filtered (Y/N): Y/N

MATRIX CODE (see valid codes to left): Drinking Water DW; Water WT; Waste Water WW; Product P; Soil/Solid SL; Oil OL; Wipe WP; Air AR; Other OT; Tissue TS

SAMPLE TYPE (G=GRAB C=COMP)

ITEM #	SAMPLE ID (One Character per box. (A-Z, 0-9 / , -) Sample ids must be unique)	MATRIX CODE	SAMPLE TYPE	COLLECTED START DATE	COLLECTED START TIME	COLLECTED END DATE	COLLECTED END TIME	SAMPLE TEMP AT COLLECTION	# OF CONTAINERS	Unpreserved	H2SO4	HNO3	HCl	NaOH	Na2S2O3	Methanol	Other	Analyses Test: Metals	Cl, F, SO4	Alkalinity	TDS	RAD 9315/9320	Sulfide	Residual Chlorine (Y/N)	
37	BGWC-49D	WG	G															X	X	X	X	X	X		
38	BGWC-50D	WG	G	7/26/22	1445				7	3		3		1				X	X	X	X	X	X		7.55
39	BGWC-51	WG	G															X	X	X	X	X	X		
40	BGWC-52	WG	G															X	X	X	X	X	X		
41	FB-1	WG	G	7/26/22	1550				7	3		3		1				X	X	X	X	X	X		
42	FB-2	WG	G															X	X	X	X	X	X		
43	FB-3	WG	G															X	X	X	X	X	X		
44	FB-4	WG	G															X	X	X	X	X	X		
45	FB-5	WG	G															X	X	X	X	X	X		
46	FB-6	WG	G															X	X	X	X	X	X		
47	FB-7	WG	G															X	X	X	X	X	X		
48	FB-8	WG	G															X	X	X	X	X	X		

ADDITIONAL COMMENTS	RELINQUISHED BY / AFFILIATION	DATE	TIME	ACCEPTED BY / AFFILIATION	DATE	TIME	SAMPLE CONDITIONS
	Will Laaker	7/28/22	0800	Ateya Garner	7/28/22	0800	
	Ateya Garner	7/28/22	10:12	Ryan Williams / Pace	7/28/22	1012	
	Ryan Williams / Pace	7/29/22	1322	Charles Hart	7/28/22	1322	

SAMPLER NAME AND SIGNATURE

PRINT Name of SAMPLER: Will Laaker, Kevin Stephenson, Meredith Duncan

SIGNATURE of SAMPLER: [signature] DATE Signed: 7/26/22

TEMP in C | Received on Ice (Y/N) | Custody Sealed Cooler (Y/N) | Samples Intact (Y/N)

Pace

CHAIN-OF-CUSTODY / Analytical Request Document

The Chain-of-Custody is a LEGAL DOCUMENT. All relevant fields must be completed accurately.

Submitting a sample via this chain of custody constitutes acknowledgment and acceptance of the Pace Terms and Conditions found at https://info.pacelabs.com/hubfs/pas-standard-terms.pdf.

Page : 5 Of 6

Section A Required Client Information:

Company:	Georgia Power
Address:	241 Ralph McGill Blvd. NE
	Atlanta, GA 30308
Email:	knjurink@southernco.com
Phone:	(470)217-9008 Fax:
Requested Due Date:	Standard

Section B Required Project Information:

Report To:	Kristen Jurinko, Anthony Szwast
Copy To:	Laura Midkiff, Ben Hodges, Mike Smiley
	Noelia Gangi
Purchase Order #:	
Project Name:	Bowen AP-1
Project #:	

Section C Invoice Information:

Attention:	
Company Name:	Georgia Power
Address:	241 Ralph McGill Blvd. NE, Atlanta, GA 30308
Pace Quote:	
Pace Project Manager:	nicole.d'oleo@pacelabs.com,
Pace Profile #:	10844-5

Regulatory Agency	
State / Location	
GA	

Requested Analysis Filtered (Y/N)

ITEM #	SAMPLE ID (One Character per box. (A-Z, 0-9 / , -) Sample ids must be unique)	MATRIX CODE (see valid codes to left)	SAMPLE TYPE (G=GRAB C=COMP)	COLLECTED START DATE	COLLECTED START TIME	COLLECTED END DATE	COLLECTED END TIME	SAMPLE TEMP AT COLLECTION	# OF CONTAINERS	Unpreserved	H2SO4	HNO3	HCl	NaOH	Na2S2O3	Methanol	Other	Analyses Test (Y/N)	Metals	Cl, F, SO4	Alkalinity	TDS	RAD 9315/9320	Sulfide	Residual Chlorine (Y/N)	
49	FB-9	WQ	G																x	x	x	x	x	x		
50	FB-10	WQ	G																x	x	x	x	x	x		
51	FB-11	WQ	G																x	x	x	x	x	x		
52	DUP-1	WQ	G	7/26/22	—				7	3		3		1					x	x	x	x	x	x		
53	DUP-2	WQ	G																x	x	x	x	x	x		
54	DUP-3	WQ	G																x	x	x	x	x	x		
55	DUP-4	WQ	G																x	x	x	x	x	x		
56	DUP-5	WQ	G																x	x	x	x	x	x		
57	DUP-6	WQ	G																x	x	x	x	x	x		
58	EB-1	WQ	G																x	x	x	x	x	x		
59	EB-2	WQ	G																x	x	x	x	x	x		
60	EB-3	WQ	G																x	x	x	x	x	x		

MATRIX CODE: Drinking Water DW; Water WT; Waste Water WW; Product P; Soil/Solid SL; Oil OL; Wipe WP; Air AR; Other OT; Tissue TS

ADDITIONAL COMMENTS	RELINQUISHED BY / AFFILIATION	DATE	TIME	ACCEPTED BY / AFFILIATION	DATE	TIME	SAMPLE CONDITIONS
	Will Lacker	7/28/22	0800	Atoya Garner	7/28/22	0800	
	Atoya Garner	7/28/22	10:12	Ryan Williams / Pace	7/28/22	1612	
	Ryan Williams / Pace	7/28/22	1322	[illegible]	7/28/22	1322	

SAMPLER NAME AND SIGNATURE

PRINT Name of SAMPLER: Will Lacker, Kevin Stephensen, Meredith Duncan

SIGNATURE of SAMPLER: [illegible] DATE Signed: 7/26/22

TEMP in C	Received on Ice (Y/N)	Custody Sealed Cooler (Y/N)	Samples Intact (Y/N)

Pace

CHAIN-OF-CUSTODY / Analytical Request Document

The Chain-of-Custody is a LEGAL DOCUMENT. All relevant fields must be completed accurately.

Submitting a sample via this chain of custody constitutes acknowledgment and acceptance of the Pace Terms and Conditions found at https://info.pacelabs.com/hubfs/pas-standard-terms.pdf.

Page : 1 Of 6

Section A Required Client Information:

Company:	Georgia Power
Address:	241 Ralph McGill Blvd. NE
	Atlanta, GA 30308
Email:	knjurinki@southernco.com
Phone:	(470) 217-0008 Fax:
Requested Due Date:	Standard

Section B Required Project Information:

Report To:	Kristen Jurinko, Anthony Szwast
Copy To:	Laura Midkiff, Ben Hodges, Mike Smiley
	Noelia Gangi
Purchase Order #:	
Project Name:	Bowen AP-1
Project #:	

Section C Invoice Information:

Attention:	
Company Name:	Georgia Power
Address:	241 Ralph McGill Blvd. NE, Atlanta, GA 30308
Pace Quote:	
Pace Project Manager:	nicole.d'oleo@pacelabs.com
Pace Profile #:	10844-5

Regulatory Agency	
State / Location	
	GA

Requested Analysis Filtered (Y/N)

ITEM #	SAMPLE ID (One Character per box. (A-Z, 0-9 / , -) Sample ids must be unique)	MATRIX CODE (see valid codes to left)	SAMPLE TYPE (G=GRAB C=COMP)	COLLECTED START DATE	COLLECTED START TIME	COLLECTED END DATE	COLLECTED END TIME	SAMPLE TEMP AT COLLECTION	# OF CONTAINERS	Unpreserved	H2SO4	HNO3	HCl	NaOH	Na2S2O3	Methanol	Other	Analyses Test (Y/N)	Metals	Cl, F, SO4	Alkalinity	TDS	RAD 9315/9320	Sulfide	Residual Chlorine (Y/N)
1	BGWA-2	WG	G																X	X	X	X	X	X	
2	BGWA-29	WG	G																X	X	X	X	X	X	
3	BGWA-33	WG	G																X	X	X	X	X	X	
4	BGWA-47D	WG	G																X	X	X	X	X	X	
5	BGWA-48D	WG	G																X	X	X	X	X	X	
6	BGWC-7	WG	G																X	X	X	X	X	X	
7	BGWC-8	WG	G																X	X	X	X	X	X	
8	BGWC-9	WG	G																X	X	X	X	X	X	
9	BGWC-10	WG	G																X	X	X	X	X	X	
10	BGWC-12	WG	G	7/27/22	1253				7	3		3		1					X	X	X	X	X	X	6.85
11	BGWC-14A	WG	G																X	X	X	X	X	X	
12	BGWC-16	WG	G	7/27/22	1000				7	3		3		1					X	X	X	X	X	X	6.49

ADDITIONAL COMMENTS	RELINQUISHED BY / AFFILIATION	DATE	TIME	ACCEPTED BY / AFFILIATION	DATE	TIME	SAMPLE CONDITIONS
	Will Looker	7/28/22	0800	Atoya Garner	7/28/22	0800	
	Atoya Garner	7/28/22	10:12	Ryan Williams / Pace	7/28/22	1012	
	Ryan Williams / Pace	7/28/22	1527	[illegible]	7/28/22	1322	

SAMPLER NAME AND SIGNATURE

PRINT Name of SAMPLER: Meredith Duncan, Will Looker, Kevin Stephenson

SIGNATURE of SAMPLER: [illegible] DATE Signed: 7/27/22

TEMP in C	Received on Ice (Y/N)	Custody Sealed Cooler (Y/N)	Samples Intact (Y/N)

Pace

CHAIN-OF-CUSTODY / Analytical Request Document

The Chain-of-Custody is a LEGAL DOCUMENT. All relevant fields must be completed accurately.

Submitting a sample via this chain of custody constitutes acknowledgment and acceptance of the Pace Terms and Conditions found at https://info.pacelabs.com/hubfs/pas-standard-terms.pdf.

Page : 2 Of 6

Section A — Required Client Information:

Company:	Georgia Power
Address:	241 Ralph McGill Blvd. NE
	Atlanta, GA 30308
Email:	krjurinko@southernco.com
Phone:	(470)217-0008 Fax:
Requested Due Date:	Standard

Section B — Required Project Information:

Report To:	Kristen Jurinko, Anthony Szwest
Copy To:	Laura Mckliff, Ben Hodges, Mike Smiley
	Noelia Gangi
Purchase Order #:	
Project Name:	Bowen AP-1
Project #:	

Section C — Invoice Information:

Attention:	
Company Name:	Georgia Power
Address:	241 Ralph McGill Blvd. NE, Atlanta, GA 30308
Pace Quote:	
Pace Project Manager:	nicole.d'oleo@pacelabs.com,
Pace Profile #:	10844-5

Regulatory Agency	
State / Location	GA

Requested Analysis Filtered (Y/N)

ITEM #	SAMPLE ID (One Character per box. (A-Z, 0-9 / , -) Sample Ids must be unique)	MATRIX CODE (see valid codes to left)	SAMPLE TYPE (G=GRAB C=COMP)	COLLECTED START DATE	COLLECTED START TIME	COLLECTED END DATE	COLLECTED END TIME	SAMPLE TEMP AT COLLECTION	# OF CONTAINERS	Unpreserved	H2SO4	HNO3	HCl	NaOH	Na2S2O3	Methanol	Other	Analyses Test Y/N	Metals	CLF SO4	Alkalinity	TDS	RAD 9315/9320	Sulfide	Residual Chlorine (Y/N)	
13	BGWC-17	WG	G	7/27/22	1145				7	3		3		1					x	x	x	x	x	x		7.29
14	BGWC-18	WG	G	7/27/22	1330				7	3		3		1					x	x	x	x	x	x		7.02
15	BGWC-19	WG	G	7/27/22	1520				7	3		3		1					x	x	x	x	x	x		6.55
16	BGWC-20	WG	G	7/27/22	1510				7	3		3		1					x	x	x	x	x	x		7.18
17	BGWC-21	WG	G																x	x	x	x	x	x		
18	BGWC-22	WG	G																x	x	x	x	x	x		
19	BGWC-23	WG	G																x	x	x	x	x	x		
20	BGWC-24	WG	G																x	x	x	x	x	x		
21	BGWC-25	WG	G	7/27/22	1505				7	3		3		1					x	x	x	x	x	x		7.22
22	BGWC-30	WG	G																x	x	x	x	x	x		
23	BGWA-6	WG	G																x	x	x	x	x	x		
24	BGWC-31	WG	G																x	x	x	x	x	x		

ADDITIONAL COMMENTS	RELINQUISHED BY / AFFILIATION	DATE	TIME	ACCEPTED BY / AFFILIATION	DATE	TIME	SAMPLE CONDITIONS
	Will Looker	7/28/22	0800	Atoya Garner	7/28/22	0800	
	Atoya Garner	7/28/22	10:12	Ryan Williams / Pace	7/28/22	10:12	
	Ryan Williams / Pace	7/28/22	1322	Charles Hook	7/28/22	1322	

SAMPLER NAME AND SIGNATURE

PRINT Name of SAMPLER: Meredith Duncan, Will Looker, Kevin Stephenson

SIGNATURE of SAMPLER: [signature] DATE Signed: 7/27/22

TEMP in C | Received on Ice (Y/N) | Custody Sealed Cooler (Y/N) | Samples intact (Y/N)

Pace

CHAIN-OF-CUSTODY / Analytical Request Document

The Chain-of-Custody is a LEGAL DOCUMENT. All relevant fields must be completed accurately.

Submitting a sample via this chain of custody constitutes acknowledgment and acceptance of the Pace Terms and Conditions found at https://info.pacelabs.com/hubfs/pas-standard-terms.pdf.

Page : 4 Of 5

Section A Required Client Information:

Company:	Georgia Power
Address:	241 Ralph McGill Blvd. NE
Atlanta, GA 30308	
Email:	knjurinki@southernco.com
Phone:	(470)217-0008 Fax:
Requested Due Date:	Standard

Section B Required Project Information:

Report To:	Kristen Jurinko, Anthony Szwast
Copy To:	Laura Midkiff, Ben Hodges, Mike Smiley
	Noelia Gangi
Purchase Order #:	
Project Name:	Bowen AP-1
Project #:	

Section C Invoice Information:

Attention:	
Company Name:	Georgia Power
Address:	241 Ralph McGill Blvd. NE, Atlanta, GA 30308
Pace Quote:	
Pace Project Manager:	nicole.d'oleo@pacelabs.com,
Pace Profile #:	10844-5

Regulatory Agency	
State / Location	
GA	

Requested Analysis Filtered (Y/N)

ITEM #	SAMPLE ID (One Character per box. (A-Z, 0-9 / , -) Sample Ids must be unique)	MATRIX CODE (see valid codes to left)	SAMPLE TYPE (G=GRAB C=COMP)	COLLECTED START DATE	COLLECTED START TIME	COLLECTED END DATE	COLLECTED END TIME	SAMPLE TEMP AT COLLECTION	# OF CONTAINERS	Unpreserved	H2SO4	HNO3	HCl	NaOH	Na2S2O3	Methanol	Other	Analyses Test (Y/N)	Metals	Cl, F, SO4	Alkalinity	TDS	RAD 9315/9320	Sulfide	Residual Chlorine (Y/N)
37	BGWC-49D	WG	G																X	X	X	X	X	X	
38	BGWC-50D	WG	G																X	X	X	X	X	X	
39	BGWC-51	WG	G																X	X	X	X	X	X	
40	BGWC-52	WG	G																X	X	X	X	X	X	
41	FB-1	WQ	G																X	X	X	X	X	X	
42	FB-2	WQ	G	7/27/22	1600				7	3		3		1					X	X	X	X	X	X	
43	FB-3	WQ	G																X	X	X	X	X	X	
44	FB-4	WQ	G																X	X	X	X	X	X	
45	FB-5	WQ	G																X	X	X	X	X	X	
46	FB-6	WQ	G																X	X	X	X	X	X	
47	FB-7	WQ	G																X	X	X	X	X	X	
48	FB-8	WQ	G																X	X	X	X	X	X	

MATRIX CODE: Drinking Water DW; Water WT; Waste Water WW; Product P; Soil/Solid SL; Oil OL; Wipe WP; Air AR; Other OT; Tissue TS

ADDITIONAL COMMENTS	RELINQUISHED BY / AFFILIATION	DATE	TIME	ACCEPTED BY / AFFILIATION	DATE	TIME	SAMPLE CONDITIONS
	Will Lanker	7/28/22	0800	Atoya Garner	7/28/22	0800	
	Atoya Garner	7/28/22	10:12	Ryan Williams / Pace	7/28/22	1012	
	Ryan Williams / Pace	7/28/22	1522	Charles Hurle	7/28/22	1522	

SAMPLER NAME AND SIGNATURE

PRINT Name of SAMPLER: Meredith Duncan, Will Lanker, Kevin Stephenson

SIGNATURE of SAMPLER: [signature] DATE Signed: 7/27/22

TEMP in C	Received on Ice (Y/N)	Custody Sealed Cooler (Y/N)	Samples Intact (Y/N)

Pace

CHAIN-OF-CUSTODY / Analytical Request Document

The Chain-of-Custody is a LEGAL DOCUMENT. All relevant fields must be completed accurately.

Submitting a sample via this chain of custody constitutes acknowledgment and acceptance of the Pace Terms and Conditions found at https://info.pacelabs.com/hubfs/pas-standard-terms.pdf.

Page: 5 Of 5

Section A Required Client Information:

Company:	Georgia Power
Address:	241 Ralph McGill Blvd. NE
	Atlanta GA 30308
Email:	krpunnik@southernco.com
Phone:	(470)217-0008 Fax:
Requested Due Date:	Standard

Section B Required Project Information:

Report To:	Kristen Jurinko, Anthony Szwast
Copy To:	Laura Mickiff, Ben Hodges, Mike Smiley
	Noelia Gangi
Purchase Order #:	
Project Name:	Bowen AP-1
Project #:	

Section C Invoice Information:

Attention:	
Company Name:	Georgia Power
Address:	241 Ralph McGill Blvd. NE, Atlanta, GA 30308
Pace Quote:	
Pace Project Manager:	nicole.d'oleo@pacelabs.com,
Pace Profile #:	10844-5

Regulatory Agency	
State / Location	
GA	

Requested Analysis Filtered (Y/N)

ITEM #	SAMPLE ID (One Character per box. (A-Z, 0-9 / , -) Sample Ids must be unique)	MATRIX CODE (see valid codes to left)	SAMPLE TYPE (G=GRAB C=COMP)	COLLECTED START DATE	COLLECTED START TIME	COLLECTED END DATE	COLLECTED END TIME	SAMPLE TEMP AT COLLECTION	# OF CONTAINERS	Preservatives: Unpreserved	H2SO4	HNO3	HCl	NaOH	Na2S2O3	Methanol	Other	Analysis Test: Metals	CL F, SO4	Alkalinity	TDS	RAD 9315/9320	Sulfide	Residual Chlorine (Y/N)
49	FB-9	WQ	G															X	X	X	X	X	X	
50	FB-10	WQ	G															X	X	X	X	X	X	
51	FB-11	WQ	G															X	X	X	X	X	X	
52	DUP-1	WQ	G															X	X	X	X	X	X	
53	DUP-2	WQ	G	7/27/22	—				7	3		3		1				X	X	X	X	X	X	
54	DUP-3	WQ	G															X	X	X	X	X	X	
55	DUP-4	WQ	G															X	X	X	X	X	X	
56	DUP-5	WQ	G															X	X	X	X	X	X	
57	DUP-6	WQ	G															X	X	X	X	X	X	
58	EB-1	WQ	G															X	X	X	X	X	X	
59	EB-2	WQ	G															X	X	X	X	X	X	
60	EB-3	WQ	G															X	X	X	X	X	X	

Matrix Codes: Drinking Water DW; Water WT; Waste Water WW; Product P; Soil/Solid SL; Oil OL; Wipe WP; Air AR; Other OT; Tissue TS

ADDITIONAL COMMENTS	RELINQUISHED BY / AFFILIATION	DATE	TIME	ACCEPTED BY / AFFILIATION	DATE	TIME	SAMPLE CONDITIONS
	Will Looker	7/28/22	0800	Atoya Garner	7/28/22	0800	
	Atoya Garner	7/28/22	10:12	Ryan Williams / Pace	7/28/22	1012	
	Ryan Williams / Pace	7/28/22	1322	[illegible]	7/28/22	1322	

SAMPLER NAME AND SIGNATURE

PRINT Name of SAMPLER: Meredith Duncan, Will Looker, Kevin Stephenson

SIGNATURE of SAMPLER: [illegible] DATE Signed: 7/27/22

TEMP in C | Received on Ice (Y/N) | Custody Sealed Cooler (Y/N) | Samples Intact (Y/N)

Pace	DC#_Title: ENV-FRM-HUN1-0083 v01_Sample Condition Upon Receipt
	Effective Date: 05/12/2022

Laboratory receiving samples:
Asheville ☐ Eden ☐ Greenwood ☐ Huntersville ☐ Raleigh ☐ Mechanicsville ☐ Atlanta ☑ Kernersville ☐

Sample Condition Upon Receipt

Client Name: GA Power

Project

WO#: 92617392
PM: NMG Due Date: 08/11/22
CLIENT: GA-GA Power

Courier: ☐ Fed Ex ☐ UPS ☐ USPS ☐ Client ☐ Commercial ☑ Pace ☐ Other: ____

Custody Seal Present? ☐ Yes ☑ No Seals Intact? ☐ Yes ☐ No

Date/Initials Person Examining Contents: 8/11/22 CDH

Packing Material: ☐ Bubble Wrap ☐ Bubble Bags ☑ None ☐ Other

Biological Tissue Frozen? ☐ Yes ☐ No ☑ N/A

Thermometer: ☑ IR Gun ID: 230 Type of Ice: ☑ Wet ☐ Blue ☐ None

Cooler Temp: 4.1 Correction Factor: Add/Subtract (°C) 0.0

Cooler Temp Corrected (°C): 4.1

Temp should be above freezing to 6°C
☐ Samples out of temp criteria. Samples on ice, cooling process has begun

USDA Regulated Soil (☐ N/A, water sample)
Did samples originate in a quarantine zone within the United States: CA, NY, or SC (check maps)? ☐ Yes ☐ No

Did samples originate from a foreign source (internationally, including Hawaii and Puerto Rico)? ☐ Yes ☐ No

				Comments/Discrepancy:
Chain of Custody Present?	☑ Yes	☐ No	☐ N/A	1.
Samples Arrived within Hold Time?	☑ Yes	☐ No	☐ N/A	2.
Short Hold Time Analysis (<72 hr.)? 8/11/22 CDH	☐ Yes	☑ No	☐ N/A	3.
Rush Turn Around Time Requested?	☐ Yes	☑ No	☐ N/A	4.
Sufficient Volume?	☑ Yes	☐ No	☐ N/A	5.
Correct Containers Used?	☑ Yes	☐ No	☐ N/A	6.
-Pace Containers Used?	☑ Yes	☐ No	☐ N/A	
Containers Intact?	☑ Yes	☐ No	☐ N/A	7.
Dissolved analysis: Samples Field Filtered?	☐ Yes	☐ No	☑ N/A	8.
Sample Labels Match COC? -Includes Date/Time/ID/Analysis Matrix: W	☑ Yes	☐ No	☐ N/A	9.
Headspace in VOA Vials (>5-6mm)?	☐ Yes	☐ No	☑ N/A	10.
Trip Blank Present?	☐ Yes	☐ No	☑ N/A	11.
Trip Blank Custody Seals Present?	☐ Yes	☐ No	☑ N/A	

COMMENTS/SAMPLE DISCREPANCY

Field Data Required? ☐ Yes ☐ No

Lot ID of split containers:

CLIENT NOTIFICATION/RESOLUTION

Person contacted: ____ Date/Time: ____

Project Manager SCURF Review: ____ Date: ____

Project Manager SRF Review: ____ Date: ____

Pace	DC#_Title: ENV-FRM-HUN1-0083 v01_Sample Condition Upon Receipt
	Effective Date: 05/12/2022

*Check mark top half of box if pH and/or dechlorination is verified and within the acceptance range for preservation samples.

Exceptions: VOA, Coliform, TOC, Oil and Grease, DRO/8015 (water) DOC, LLHg

**Bottom half of box is to list number of bottles

***Check all unpreserved Nitrates for chlorine

Project # **WO#: 92617392**

PM: NMG Due Date: 08/11/22

CLIENT: GA-GA Power

Item#	BP4U-125 mL Plastic Unpreserved (N/A) (Cl-)	BP3U-250 mL Plastic Unpreserved (N/A)	BP2U-500 mL Plastic Unpreserved (N/A)	BP1U-1 liter Plastic Unpreserved (N/A)	BP4S-125 mL Plastic H2SO4 (pH < 2) (Cl-)	BP3N-250 mL plastic HNO3 (pH < 2)	BP4Z-125 mL Plastic ZN Acetate & NaOH (>9)	BP4B-125 mL Plastic NaOH (pH > 12) (Cl-)	WGFU-Wide-mouthed Glass jar Unpreserved	AG1U-1 liter Amber Unpreserved (N/A) (Cl-)	AG1H-1 liter Amber HCl (pH < 2)	AG3U-250 mL Amber Unpreserved (N/A) (Cl-)	AG1S-1 liter Amber H2SO4 (pH < 2)	AG3S-250 mL Amber H2SO4 (pH < 2)	DG9A-250 mL Amber NH4Cl (N/A)(Cl-)	DG9H-40 mL VOA HCl (N/A)	VG9T-40 mL VOA Na2S2O3 (N/A)	VG9U-40 mL VOA Unpreserved (N/A)	DG9V-40 mL VOA H3PO4 (N/A)	DG9S-40 mL VOA H2SO4 (N/A)	V/GK (3 vials per kit)-VPH/Gas kit (N/A)	SP5T-125 mL Sterile Plastic (N/A – lab)	SP2T-250 mL Sterile Plastic (N/A – lab)	BP3B-250 mL Plastic (NH2)2SO4 (9.3-9.7)	AG0U-100 mL Amber Unpreserved (N/A) (Cl-)	VSGU-20 mL Scintillation vials (N/A)	DG9U-40 mL Amber Unpreserved vials (N/A)
																								BPIR				
1		2	1			1 ✓	1 ✓																	2 ✓				
2		2	1			1 ✓	1 ✓																	2 ✓				
3		2	1			1 ✓	1 ✓																	2 ✓				
4		2	1			1 ✓	1 ✓																	2 ✓				
5		2	1			1 ✓	1 ✓																	2 ✓				
6		2	1			1 ✓	1 ✓																	2 ✓				
7		2	1			1 ✓	1 ✓																	2 ✓				
8		2	1			1 ✓	1 ✓																	2 ✓				
9		2	1			1 ✓	1 ✓																	2 ✓				
10		2	1			1 ✓	1 ✓																	2 ✓				
11		2	1			1 ✓	1 ✓																	2 ✓				
12		2	1			1 ✓	1 ✓																	2 ✓				

pH Adjustment Log for Preserved Samples

Sample ID	Type of Preservative	pH upon receipt	Date preservation adjusted	Time preservation adjusted	Amount of Preservative added	Lot #

Note: Whenever there is a discrepancy affecting North Carolina compliance samples, a copy of this form will be sent to the North Carolina DENR Certification Office (i.e. Out of hold, incorrect preservative, out of temp, incorrect containers.

Pace ANALYTICAL SERVICES	DC#_Title: ENV-FRM-HUN1-0083 v01_Sample Condition Upon Receipt
	Effective Date: 05/12/2022

***Check mark top half of box if pH and/or dechlorination is verified and within the acceptance range for preservation samples.**

Exceptions: VOA, Coliform, TOC, Oil and Grease, DRO/8015 (water) DOC, LLHg

****Bottom half of box is to list number of bottles**

*****Check all unpreserved Nitrates for chlorine**

Project #

Item#	BP4U-125 mL Plastic Unpreserved (N/A) (Cl-)	BP3U-250 mL Plastic Unpreserved (N/A)	BP2U-500 mL Plastic Unpreserved (N/A)	BP1U-1 liter Plastic Unpreserved (N/A)	BP4S-125 mL Plastic H2SO4 (pH < 2) (Cl-)	BP3N-250 mL plastic HNO3 (pH < 2)	BP4Z-125 mL Plastic ZN Acetate & NaOH (>9)	BP4B-125 mL Plastic NaOH (pH > 12) (Cl-)	WGFU-Wide-mouthed Glass jar Unpreserved	AG1U-1 liter Amber Unpreserved (N/A) (Cl-)	AG1H-1 liter Amber HCl (pH < 2)	AG3U-250 mL Amber Unpreserved (N/A) (Cl-)	AG1S-1 liter Amber H2SO4 (pH < 2)	AG3S-250 mL Amber H2SO4 (pH < 2)	DG9A-250 mL Amber NH4Cl (N/A)(Cl-)	DG9H-40 mL VOA HCl (N/A)	VG9T-40 mL VOA Na2S2O3 (N/A)	VG9U-40 mL VOA Unpreserved (N/A)	DG9V-40 mL VOA H3PO4 (N/A)	DG9S-40 mL VOA H2SO4 (N/A)	V/GK (3 vials per kit)-VPH/Gas kit (N/A)	SP5T-125 mL Sterile Plastic (N/A - lab)	SP2T-250 mL Sterile Plastic (N/A - lab)	BP3R-250 mL Plastic (NH2)2SO4 (9.3-9.7)	AG0U-100 mL Amber Unpreserved (N/A) (Cl-)	VSGU-20 mL Scintillation vials (N/A)	DG9U-40 mL Amber Unpreserved vials (N/A)
1		2	1			1✓	1✓																2✓				
2		2	1			1✓	1✓																2✓				
3		2	1			1✓	1✓																2✓				
4		2	1			1✓	1✓																2✓				
5																											
6																											
7																											
8																											
9																											
10																											
11																											
12																											

pH Adjustment Log for Preserved Samples

Sample ID	Type of Preservative	pH upon receipt	Date preservation adjusted	Time preservation adjusted	Amount of Preservative added	Lot #

Note: Whenever there is a discrepancy affecting North Carolina compliance samples, a copy of this form will be sent to the North Carolina DENR Certificat on Office (i.e. Out of hold, incorrect preservative, out of temp, incorrect containers.

CHAIN-OF-CUSTODY / Analytical Request Document

The Chain-of-Custody is a LEGAL DOCUMENT. All relevant fields must be completed accurately.

Submitting a sample via this chain of custody constitutes acknowledgment and acceptance of the Pace Terms and Conditions found at https://info.pacelabs.com/hubfs/pas-standard-terms.pdf.

Section A — Required Client Information:

Company: Georgia Power
Address: 241 Ralph McGill Blvd NE
Atlanta, GA 30308
Email: krjurinko@southernco.com
Phone: (470) 217-0008 | Fax:
Requested Due Date: Standard

Section B — Required Project Information:

Report To: Kristen Jurinko, Anthony Sowasi
Copy To: Laura Mckiff, Ben Hodges, Mike Smiley
Noelle Gengi
Purchase Order #:
Project Name: Bowen AP-1
Project #:

Section C — Invoice Information:

Attention:
Company Name: Georgia Power
Address: 241 Ralph McGill Blvd. NE, Atlanta, GA 30308
Pace Quote:
Pace Project Manager: nicole.d'oleo@pacelabs.com
Pace Profile #: 10844-5

Regulatory Agency:
State / Location: GA

Requested Analysis Filtered (Y/N)

ITEM #	SAMPLE ID (One Character per box. (A-Z, 0-9 / , -) Sample Ids must be unique)	MATRIX CODE (see valid codes to left)	SAMPLE TYPE (G=GRAB C=COMP)	COLLECTED START DATE	COLLECTED START TIME	COLLECTED END DATE	COLLECTED END TIME	SAMPLE TEMP AT COLLECTION	# OF CONTAINERS	Unpreserved	H2SO4	HNO3	HCl	NaOH	Na2S2O3	Methanol	Other	Analyses Test	Metals	Cl, F, SO4	Alkalinity	TDS	RAD 9315/9320	Sulfide	Residual Chlorine (Y/N)	926739
1	BGWA-2	WG	G																x	x	x	x	x	x		
2	BGWA-29	WG	G																x	x	x	x	x	x		
3	BGWA-33	WG	G																x	x	x	x	x	x		
4	BGWA-47D	WG	G																x	x	x	x	x	x		
5	BGWA-48D	WG	G																x	x	x	x	x	x		
6	BGWC-7	WG	G	8/1/22	1055				7	3		3		1					x	x	x	x	x	x		6.96 ~~6.45~~ @ 9-2-2022
7	BGWC-8	WG	G																x	x	x	x	x	x		
8	BGWC-9	WG	G																x	x	x	x	x	x		
9	BGWC-10	WG	G	8/1/22	1054				7	3		3		1					x	x	x	x	x	x		~~7.62~~ 7.65 @ 9-2-2022
10	BGWC-12	WG	G																x	x	x	x	x	x		
11	BGWC-14A	WG	G																x	x	x	x	x	x		
12	BGWC-16	WG	G																x	x	x	x	x	x		

MATRIX CODES: Drinking Water Dw; Water WT; Waste Water WW; Product P; Soil/Solid SL; Oil OL; Wipe WP; Air AR; Other OT; Tissue TS

ADDITIONAL COMMENTS	RELINQUISHED BY / AFFILIATION	DATE	TIME	ACCEPTED BY / AFFILIATION	DATE	TIME	SAMPLE CONDITIONS
	Will Looker	8/1/22	0800	Atoya Garner	8/1/22	0800	
	Atoya Garner	8/1/22	1054	Ryan Williams / Pace	8/1/22	1054	
	Ryan Williams / Pace	8/1/22	1155	[illegible]	8/1/22	1155	

SAMPLER NAME AND SIGNATURE

PRINT Name of SAMPLER: [illegible] Will Looker [illegible]

SIGNATURE of SAMPLER: [illegible]

DATE Signed: 8/2/22

TEMP in C | Received on Ice (Y/N) | Custody Sealed Cooler (Y/N) | Samples Intact (Y/N)

Pace

CHAIN-OF-CUSTODY / Analytical Request Document

The Chain-of-Custody is a LEGAL DOCUMENT. All relevant fields must be completed accurately.

Submitting a sample via this chain of custody constitutes acknowledgment and acceptance of the Pace Terms and Conditions found at https://info.pacelabs.com/hubfs/pas-standard-terms.pdf.

Page : 2 Of 6

Section A — Required Client Information:
Company: Georgia Power
Address: 241 Ralph McGill Blvd. NE
Atlanta, GA 30308
Email: knjurinko@southernco.com
Phone: (470)217-0008 Fax:
Requested Due Date: Standard

Section B — Required Project Information:
Report To: Kristen Jurinko, Anthony Spwast
Copy To: Laura Mckiff, Ben Hodges, Mike Smiley
Noelia Gangi
Purchase Order #:
Project Name: Bowen AP-1
Project #:

Section C — Invoice Information:
Attention:
Company Name: Georgia Power
Address: 241 Ralph McGill Blvd. NE, Atlanta, GA 30308
Pace Quote:
Pace Project Manager: nicole.d'oleo@pacelabs.com,
Pace Profile #: 10644-5

Regulatory Agency:
State / Location: GA

Requested Analysis Filtered (Y/N)

ITEM #	SAMPLE ID (One Character per box. (A-Z, 0-9 / , -) Sample Ids must be unique)	MATRIX CODE (see valid codes to left)	SAMPLE TYPE (G=GRAB C=COMP)	COLLECTED START DATE	COLLECTED START TIME	COLLECTED END DATE	COLLECTED END TIME	SAMPLE TEMP AT COLLECTION	# OF CONTAINERS	Unpreserved	H2SO4	HNO3	HCl	NaOH	Na2S2O3	Methanol	Other	Analyses Test Y/N	Metals	CL F, SO4	Alkalinity	TDS	RAD 9315/9320	Sulfide	Residual Chlorine (Y/N)	9261739
13	BGWC-17	WG	G																							
14	BGWC-18	WG	G																X	X	X	X	X	X		
15	BGWC-19	WG	G																X	X	X	X	X	X		
16	BGWC-20	WG	G																X	X	X	X	X	X		
17	BGWC-21	WG	G	7/28/22	1445				7	3		3		1					X	X	X	X	X	X		7.85 024
18	BGWC-22	WG	G																X	X	X	X	X	X		
19	BGWC-23	WG	G																X	X	X	X	X	X		
20	BGWC-24	WG	G																X	X	X	X	X	X		
21	BGWC-25	WG	G																X	X	X	X	X	X		
22	BGWC-30	WG	G																X	X	X	X	X	X		
23	BGWA-6	WG	G																X	X	X	X	X	X		
24	BGWC-31	WG	G	7/28/22	0922				7	3		3		1					X	X	X	X	X	X		7.19 025

ADDITIONAL COMMENTS	RELINQUISHED BY / AFFILIATION	DATE	TIME	ACCEPTED BY / AFFILIATION	DATE	TIME	SAMPLE CONDITIONS
	Will Looker	8/1/22	0800	Atoya Garner	8/1/22	0800	
	Atoya Garner	8/1/22	1054	Ryan Williams / Pace	8/1/22	1054	
	Ryan Williams / Pace	8/1/22	1155	[illegible]	8/1/22	1155	

SAMPLER NAME AND SIGNATURE
PRINT Name of SAMPLER: [illegible] / Will Looker / [illegible]
SIGNATURE of SAMPLER: [illegible]
DATE Signed: 7/28/22

TEMP in C | Received on Ice (Y/N) | Custody Sealed Cooler (Y/N) | Samples Intact (Y/N)

Pace

CHAIN-OF-CUSTODY / Analytical Request Document

The Chain-of-Custody is a LEGAL DOCUMENT. All relevant fields must be completed accurately.

Submitting a sample via this chain of custody constitutes acknowledgment and acceptance of the Pace Terms and Conditions found at https://info.pacelabs.com/hubfs/pas-standard-terms.pdf.

Page : 3 Of 6

Section A	Section B	Section C
Required Client Information:	Required Project Information:	Invoice Information:
Company: Georgia Power	Report To: Kristen Jurinko, Anthony Szwast	Attention:
Address: 241 Ralph McGill Blvd. NE	Copy To: Laura Midkiff, Ben Hodges, Mike Smiley	Company Name: Georgia Power
Atlanta, GA 30308	Noelia Gang	Address: 241 Ralph McGill Blvd. NE, Atlanta, GA 30308
Email: knjurinko@southernco.com	Purchase Order #:	Pace Quote:
Phone (470)217-6008 Fax:	Project Name: Bowen AP-1	Pace Project Manager: nicole.d'oleo@pacelabs.com,
Requested Due Date: Standard	Project #:	Pace Profile #: 10844-5

Regulatory Agency	State / Location
	GA

Requested Analysis Filtered (Y/N)

ITEM #	SAMPLE ID (One Character per box. (A-Z, 0-9 / , -) Sample Ids must be unique)	MATRIX CODE (see valid codes to left)	SAMPLE TYPE (G=GRAB C=COMP)	COLLECTED START DATE	COLLECTED START TIME	COLLECTED END DATE	COLLECTED END TIME	SAMPLE TEMP AT COLLECTION	# OF CONTAINERS	Preservatives: Unpreserved	H2SO4	HNO3	HCl	NaOH	Na2S2O3	Methanol	Other	Analysis Test Y/N	Metals	Cl, F, SO4	Alkalinity	TDS	RAD 9315/9320	Sulfite	Residual Chlorine (Y/N)	92617377
25	BGWC-32	WG	G																X	X	X	X	X	X		
26	BGWC-34D	WG	G	7/18/22	1110				7	3		3		1					X	X	X	X	X	X		6.46 076
27	BGWC-35D	WG	G	7/18/22	1010				7	3		3		1					X	X	X	X	X	X		6.58 177
28	BGWC-36D	WG	G																X	X	X	X	X	X		
29	BGWC-37D	WG	G	7/18/22	1130				7	3		3		1					X	X	X	X	X	X		7.34 118
30	BGWC-38D	WG	G																X	X	X	X	X	X		
31	BGWC-39	WG	G																X	X	X	X	X	X		
32	BGWC-40	WG	G	7/18/22	1444				7	3		3		1					X	X	X	X	X	X		7.03 029
33	BGWC-41D	WG	G																X	X	X	X	X	X		
34	BGWC-42D	WG	G	7/18/22	1300				7	3		3		1					X	X	X	X	X	X		~~7.55~~ 7.31 030
35	BGWC-43D	WG	G																X	X	X	X	X	X		
36	BGWC-44D	WG	G																X	X	X	X	X	X		

ADDITIONAL COMMENTS	RELINQUISHED BY / AFFILIATION	DATE	TIME	ACCEPTED BY / AFFILIATION	DATE	TIME	SAMPLE CONDITIONS
	Will Leaker	8/1/22	0800	Atoya Garner	8/1/22	0800	
	Atoya Garner	8/1/22	1054	Ryan Williams / Pace	8/1/22	1054	
	Ryan Williams / Pace	8/1/22	1155	[illegible]	8/1/22	1155	

SAMPLER NAME AND SIGNATURE

PRINT Name of SAMPLER: [illegible]

SIGNATURE of SAMPLER: [illegible] DATE Signed: 7/22/22

TEMP in C | Received on Ice (Y/N) | Custody Sealed Cooler (Y/N) | Samples intact (Y/N)

Pace

CHAIN-OF-CUSTODY / Analytical Request Document

The Chain-of-Custody is a LEGAL DOCUMENT. All relevant fields must be completed accurately.

Submitting a sample via this chain of custody constitutes acknowledgment and acceptance of the Pace Terms and Conditions found at https://info.pacelabs.com/hubfs/pas-standard-terms.pdf.

Page : 4 Of 6

Section A — Required Client Information:

Company: Georgia Power
Address: 241 Ralph McGill Blvd. NE
Atlanta, GA 30308
Email: kinjurink@southernco.com
Phone: (470)217-0008 Fax:
Requested Due Date: Standard

Section B — Required Project Information:

Report To: Kristen Jurinko, Anthony Szwast
Copy To: Laura Midkiff, Ben Hodges, Mike Smiley
Noelia Gangi
Purchase Order #:
Project Name: Bowen AP-1
Project #:

Section C — Invoice Information:

Attention:
Company Name: Georgia Power
Address: 241 Ralph McGill Blvd. NE, Atlanta, GA 30308
Pace Quote:
Pace Project Manager: nicole.d'oleo@pacelabs.com,
Pace Profile #: 10844-5

Regulatory Agency

State / Location: GA

Requested Analysis Filtered (Y/N)

ITEM #	SAMPLE ID (One Character per box. (A-Z, 0-9 / , -) Sample Ids must be unique)	MATRIX CODE (see valid codes to left)	SAMPLE TYPE (G=GRAB C=COMP)	COLLECTED START DATE	COLLECTED START TIME	COLLECTED END DATE	COLLECTED END TIME	SAMPLE TEMP AT COLLECTION	# OF CONTAINERS	Preservatives: Unpreserved	H2SO4	HNO3	HCl	NaOH	Na2S2O3	Methanol	Other	Analyses Test: Metals	Cl, F, SO4	Alkalinity	TDS	RAD 9315/9320	Sulfide	Residual Chlorine (Y/N)	
37	BGWC-490	WG	G															X	X	X	X	X	X		
38	BGWC-500	WG	G															X	X	X	X	X	X		
39	BGWC-51	WG	G															X	X	X	X	X	X		
40	BGWC-52	WG	G	7/28/22	1440				7	3		3		1				X	X	X	X	X	X		7.62 031
41	FB-1	WG	G															X	X	X	X	X	X		
42	FB-2	WG	G															X	X	X	X	X	X		
43	FB-3	WG	G	7/28/22	1530				7	3		3		1				X	X	X	X	X	X		032
44	FB-4	WG	G															X	X	X	X	X	X		
45	FB-5	WG	G															X	X	X	X	X	X		
46	FB-6	WG	G															X	X	X	X	X	X		
47	FB-7	WG	G															X	X	X	X	X	X		
48	FB-8	WG	G															X	X	X	X	X	X		

ADDITIONAL COMMENTS	RELINQUISHED BY / AFFILIATION	DATE	TIME	ACCEPTED BY / AFFILIATION	DATE	TIME	SAMPLE CONDITIONS
	Will Lasker	8/1/22	0800	Atoya Garner	8/1/22	0800	
	Atoya Garner	8/1/22	1054	Ryan Williams / Pace	8/1/22	1654	
	Ryan Williams / Pace	8/1/22	1155	[illegible]	8/1/22	1155	

SAMPLER NAME AND SIGNATURE

PRINT Name of SAMPLER: Will Lasker / Brandon Duncan

SIGNATURE OF SAMPLER: [illegible]

DATE Signed: 7/28/22

TEMP in C | Received on Ice (Y/N) | Custody Sealed Cooler (Y/N) | Samples Intact (Y/N)

Pace

CHAIN-OF-CUSTODY / Analytical Request Document

The Chain-of-Custody is a LEGAL DOCUMENT. All relevant fields must be completed accurately.

Submitting a sample via this chain of custody constitutes acknowledgment and acceptance of the Pace Terms and Conditions found at https://info.pacelabs.com/hubfs/pas-standard-terms.pdf.

Page : 3 Of 6

Section A — Required Client Information:

Company:	Georgia Power
Address:	241 Ralph McGill Blvd. NE
	Atlanta, GA 30308
Email:	knjurink@southernco.com
Phone:	(470)217-0008 Fax:
Requested Due Date:	Standard

Section B — Required Project Information:

Report To:	Kristen Jurinko, Anthony Szwast
Copy To:	Laura Mickiff, Ben Hodges, Mike Smiley
	Noelia Gangi
Purchase Order #:	
Project Name:	Bowen AP-1
Project #:	

Section C — Invoice Information:

Attention:	
Company Name:	Georgia Power
Address:	241 Ralph McGill Blvd. NE, Atlanta, GA 30308
Pace Quote:	
Pace Project Manager:	nicole.d'oleo@pacelabs.com,
Pace Profile #:	10844-5

Regulatory Agency	State / Location
	GA

Requested Analysis Filtered (Y/N)

ITEM #	SAMPLE ID (One Character per box. (A-Z, 0-9 / , -) Sample Ids must be unique)	MATRIX CODE (see valid codes to left)	SAMPLE TYPE (G=GRAB C=COMP)	COLLECTED START DATE	COLLECTED START TIME	COLLECTED END DATE	COLLECTED END TIME	SAMPLE TEMP AT COLLECTION	# OF CONTAINERS	Preservatives: Unpreserved	H2SO4	HNO3	HCl	NaOH	Na2S2O3	Methanol	Other	Analyses Test (Y/N)	Metals	Cl, F, SO4	Alkalinity	TDS	RAD 9315/9320	Sulfide	Residual Chlorine (Y/N)	9261 7397
25	BGWC-32	WG	G	7/29/22	1046				7	3		3		1					x	x	x	x	x	x		7.15 637
26	BGWC-34D	WG	G																x	x	x	x	x	x		
27	BGWC-35D	WG	G																x	x	x	x	x	x		
28	BGWC-36D	WG	G	7/29/22	1000				7	3		3		1					x	x	x	x	x	x		7.19 633
29	BGWC-37D	WG	G																x	x	x	x	x	x		
30	BGWC-38D	WG	G																x	x	x	x	x	x		
31	BGWC-39	WG	G																x	x	x	x	x	x		
32	BGWC-40	WG	G																x	x	x	x	x	x		
33	BGWC-41D	WG	G	7/29/22	0949				7	3		3		1					x	x	x	x	x	x		7.07 634
34	BGWC-42D	WG	G																x	x	x	x	x	x		
35	BGWC-43D	WG	G																x	x	x	x	x	x		
36	BGWC-44D	WG	G																x	x	x	x	x	x		

Matrix codes: Drinking Water DW; Water WT; Waste Water WW; Product P; Soil/Solid SL; Oil OL; Wipe WP; Air AR; Other OT; Tissue TS

ADDITIONAL COMMENTS	RELINQUISHED BY / AFFILIATION	DATE	TIME	ACCEPTED BY / AFFILIATION	DATE	TIME	SAMPLE CONDITIONS
	Will Laaker	8/1/22	0800	Atoya Garner	8/1/22	0800	
	Atoya Garner	8/1/22	1054	Ryan Williams / Pace	8/1/22	1054	
	Ryan Williams / Pace	8/1/22	1155	[illegible]	8/1/22	1155	

SAMPLER NAME AND SIGNATURE

PRINT Name of SAMPLER: Meredith Duncan, Will Laaker

SIGNATURE of SAMPLER: [signature] DATE Signed: 7/29/22

TEMP in C	Received on Ice (Y/N)	Custody Sealed Cooler (Y/N)	Samples Intact (Y/N)

Pace

CHAIN-OF-CUSTODY / Analytical Request Document

The Chain-of-Custody is a LEGAL DOCUMENT. All relevant fields must be completed accurately.

Submitting a sample via this chain of custody constitutes acknowledgment and acceptance of the Pace Terms and Conditions found at https://info.pacelabs.com/hubfs/pas-standard-terms.pdf.

Page : 5 Of 6

Section A Required Client Information:

Company: Georgia Power
Address: 241 Ralph McGill Blvd. NE
Atlanta, GA 30308
Email: knjurinki@southernco.com
Phone: (470)217-0008 Fax:
Requested Due Date: Standard

Section B Required Project Information:

Report To: Kristen Jurinko, Anthony Spwast
Copy To: Laura Mckiff, Ben Hodges, Mike Smiley
Noelia Gangi
Purchase Order #:
Project Name: Bowen AP-1
Project #:

Section C Invoice Information:

Attention:
Company Name: Georgia Power
Address: 241 Ralph McGill Blvd. NE, Atlanta, GA 30308
Pace Quote:
Pace Project Manager: nicole.d'oleo@pacelabs.com,
Pace Profile #: 10844-5

Regulatory Agency:
State / Location: GA

Requested Analysis Filtered (Y/N)

ITEM #	SAMPLE ID (One Character per box. (A-Z, 0-9 / , -) Sample ids must be unique)	MATRIX CODE (see valid codes to left)	SAMPLE TYPE (G=GRAB C=COMP)	COLLECTED START DATE	COLLECTED START TIME	COLLECTED END DATE	COLLECTED END TIME	SAMPLE TEMP AT COLLECTION	# OF CONTAINERS	Preservatives: Unpreserved	H2SO4	HNO3	HCl	NaOH	Na2S2O3	Methanol	Other	Analyses Test (Y/N): Metals	Cl, F, SO4	Alkalinity	TDS	RAD 9315/9320	Sulfide	Residual Chlorine (Y/N)	9761737
49	FB-9	WQ	G															X	X	X	X	X	X		
50	FB-10	WQ	G															X	X	X	X	X	X		
51	FB-11	WQ	G															X	X	X	X	X	X		
52	DUP-1	WG	G															X	X	X	X	X	X		
53	DUP-2	WG	G															X	X	X	X	X	X		
54	DUP-3	WG	G	7/28/22	—				7	3		3		1				X	X	X	X	X	X		1175
55	DUP-4	WG	G															X	X	X	X	X	X		
56	DUP-5	WG	G															X	X	X	X	X	X		
57	DUP-6	WG	G															X	X	X	X	X	X		
58	EB-1	WQ	G															X	X	X	X	X	X		
59	EB-2	WQ	G															X	X	X	X	X	X		
60	EB-3	WQ	G															X	X	X	X	X	X		

ADDITIONAL COMMENTS	RELINQUISHED BY / AFFILIATION	DATE	TIME	ACCEPTED BY / AFFILIATION	DATE	TIME	SAMPLE CONDITIONS
	Will Looker	8/1/22	0800	Atoya Garner	8/1/22	0800	
	Atoya Garner	8/1/22	1054	Ryan Williams / Pace	8/1/22	1054	
	Ryan Williams / Pace	8/1/22	1155	[illegible]	8/1/22	1155	

SAMPLER NAME AND SIGNATURE

PRINT Name of SAMPLER: [illegible] / Will Looker / [illegible] Duncan

SIGNATURE of SAMPLER: [illegible]

DATE Signed: 7/28/22

TEMP in C | Received on Ice (Y/N) | Custody Sealed Cooler (Y/N) | Samples Intact (Y/N)

Pace

CHAIN-OF-CUSTODY / Analytical Request Document

The Chain-of-Custody is a LEGAL DOCUMENT. All relevant fields must be completed accurately.

Submitting a sample via this chain of custody constitutes acknowledgment and acceptance of the Pace Terms and Conditions found at https://info.pacelabs.com/hubfs/pas-standard-terms.pdf.

Section A
Required Client Information:

Company: Georgia Power
Address: 241 Ralph McGill Blvd. NE
Atlanta, GA 30308
Email: knjurink@southernco.com
Phone: (470)217-0008 Fax:
Requested Due Date: Standard

Section B
Required Project Information:

Report To: Kristen Jurinko, Anthony Szwast
Copy To: Laura Midkiff, Ben Hodges, Mike Smiley
Noelia Gangi
Purchase Order #:
Project Name: Bowen AP-1
Project #:

Section C
Invoice Information:

Attention:
Company Name: Georgia Power
Address: 241 Ralph McGill Blvd. NE, Atlanta, GA 30308
Pace Quote:
Pace Project Manager: nicole.d'oleo@pacelabs.com,
Pace Profile #: 10644-5

Regulatory Agency:
State / Location: GA

Requested Analysis Filtered (Y/N)

ITEM #	SAMPLE ID (One Character per box. (A-Z, 0-9 / , -) Sample ids must be unique)	MATRIX CODE (see valid codes to left)	SAMPLE TYPE (G=GRAB C=COMP)	COLLECTED START DATE	COLLECTED START TIME	COLLECTED END DATE	COLLECTED END TIME	SAMPLE TEMP AT COLLECTION	# OF CONTAINERS	Preservatives: Unpreserved	H2SO4	HNO3	HCl	NaOH	Na2S2O3	Methanol	Other	Analysis Test: Metals	Cl, F, SO4	Alkalinity	TDS	RAD 9315/9320	Sulfide	Residual Chlorine (Y/N)	97617397
37	BGWC-49D	WG	G															x	x	x	x	x	x		
38	BGWC-50D	WG	G															x	x	x	x	x	x		
39	BGWC-51	WG	G															x	x	x	x	x	x		
40	BGWC-52	WG	G															x	x	x	x	x	x		
41	FB-1	WQ	G															x	x	x	x	x	x		
42	FB-2	WQ	G															x	x	x	x	x	x		
43	FB-3	WQ	G															x	x	x	x	x	x		
44	FB-4	WQ	G	7/29/22	1045				7	3		3		1				x	x	x	x	x	x		036
45	FB-5	WQ	G															x	x	x	x	x	x		
46	FB-6	WQ	G															x	x	x	x	x	x		
47	FB-7	WQ	G															x	x	x	x	x	x		
48	FB-8	WQ	G															x	x	x	x	x	x		

ADDITIONAL COMMENTS	RELINQUISHED BY / AFFILIATION	DATE	TIME	ACCEPTED BY / AFFILIATION	DATE	TIME	SAMPLE CONDITIONS
	Will Laaker	8/1/22	0800	Atoya Garner	8/1/22	0800	
	Atoya Garner	8/1/22	1054	Ryan Williams / Pace	8/1/22	1054	
	Ryan Williams / Pace	8/1/22	1155	[illegible]	8/1/22	1155	

SAMPLER NAME AND SIGNATURE
PRINT Name of SAMPLER: Meredith Duncan, Will Laaker
SIGNATURE of SAMPLER: [illegible] DATE Signed: 7/29/22

TEMP in C | Received on Ice (Y/N) | Custody Sealed Cooler (Y/N) | Samples Intact (Y/N)

Pace

DC#_Title: ENV-FRM-HUN1-0083 v01_Sample Condition Upon Receipt

Effective Date: 05/12/2022

Laboratory receiving samples:

~~Asheville ☐ Eden ☐ Greenwood ☐ Huntersville ☐ Raleigh ☐ Mechanicsville ☐ Atlanta ☐~~ ✓ ~~Kernersville ☐~~

Sample Condition Upon Receipt

Client Name: GA Power

Project #: **WO#: 92617392**

PM: NMG Due Date: 08/11/22

CLIENT: GA-GA Power

Courier: ☐ Commercial ☐ Fed Ex ☑ Pace ☐ UPS ☐ USPS ☐ Other: ☐ Client

Custody Seal Present? ☐ Yes ☑ No Seals Intact? ☐ Yes ☐ No

Date/Initials Person Examining Contents: 8/4/22 [illegible]

Packing Material: ☐ Bubble Wrap ☐ Bubble Bags ☑ None ☐ Other

Biological Tissue Frozen? ☐ Yes ☐ No ☐ N/A

Thermometer: ☑ IR Gun ID 230

Type of Ice: ☑ Wet ☐ Blue ☐ None

Cooler Temp: 1.8 Correction Factor: Add/Subtract (°C) 0.0

Temp should be above freezing to 6°C

☐ Samples out of temp criteria. Samples on ice, cooling process has begun

Cooler Temp Corrected (°C): 1.8

USDA Regulated Soil (☐ N/A, water sample)

Did samples originate in a quarantine zone within the United States: CA, NY, or SC (check maps)? ☐ Yes ☐ No

Did samples originate from a foreign source (internationally, including Hawaii and Puerto Rico)? ☐ Yes ☐ No

				Comments/Discrepancy:
Chain of Custody Present?	☑ Yes	☐ No	☐ N/A	1.
Samples Arrived within Hold Time?	☑ Yes	☐ No	☐ N/A	2.
Short Hold Time Analysis (<72 hr.)?	☐ Yes	☑ No	☐ N/A	3.
Rush Turn Around Time Requested?	☐ Yes	☑ No	☐ N/A	4.
Sufficient Volume?	☑ Yes	☐ No	☐ N/A	5.
Correct Containers Used?	☑ Yes	☐ No	☐ N/A	6.
-Pace Containers Used?	☑ Yes	☐ No	☐ N/A	
Containers Intact?	☑ Yes	☐ No	☐ N/A	7.
Dissolved analysis: Samples Field Filtered?	☐ Yes	☐ No	☑ N/A	8.
Sample Labels Match COC? -Includes Date/Time/ID/Analysis Matrix: W	☑ Yes	☐ No	☐ N/A	9.
Headspace in VOA Vials (>5-6mm)?	☐ Yes	☐ No	☑ N/A	10.
Trip Blank Present?	☐ Yes	☐ No	☑ N/A	11.
Trip Blank Custody Seals Present?	☐ Yes	☐ No	☑ N/A	

COMMENTS/SAMPLE DISCREPANCY

Field Data Required? ☐ Yes ☐ No

Lot ID of split containers:

CLIENT NOTIFICATION/RESOLUTION

Person contacted: Date/Time:

Project Manager SCURF Review: Date:

Project Manager SRF Review: Date:

DC#_Title: ENV-FRM-HUN1-0083 v01_Sample Condition Upon Receipt

Effective Date: 05/12/2022

***Check mark top half of box if pH and/or dechlorination is verified and within the acceptance range for preservation samples.**

Exceptions: VOA, Coliform, TOC, Oil and Grease, DRO/8015 (water) DOC, LLHg

****Bottom half of box is to list number of bottles**

*****Check all unpreserved Nitrates for chlorine**

Project #

Item#	BP4U-125 mL Plastic Unpreserved (N/A) (Cl-)	BP3U-250 mL Plastic Unpreserved (N/A)	BP2U-500 mL Plastic Unpreserved (N/A)	BP1U-1 liter Plastic Unpreserved (N/A)	BP4S-125 mL Plastic H2SO4 (pH < 2) (Cl-)	BP3N-250 mL plastic HNO3 (pH < 2)	BP4Z-125 mL Plastic ZN Acetate & NaOH (>9)	BP4B-125 mL Plastic NaOH (pH > 12) (Cl-)	WGFU-Wide-mouthed Glass jar Unpreserved	AG1U-1 liter Amber Unpreserved (N/A) (Cl-)	AG1H-1 liter Amber HCl (pH < 2)	AG3U-250 mL Amber Unpreserved (N/A) (Cl-)	AG1S-1 liter Amber H2SO4 (pH < 2)	AG3S-250 mL Amber H2SO4 (pH < 2)	DG9A-250 mL Amber NH4Cl (N/A)(Cl-)	DG9H-40 mL VOA HCl (N/A)	VG9T-40 mL VOA Na2S2O3 (N/A)	VG9U-40 mL VOA Unpreserved (N/A)	DG9V-40 mL VOA H3PO4 (N/A)	DG9S-40 mL VOA H2SO4 (N/A)	V/GK (3 vials per kit)-VPH/Gas kit (N/A)	SP5T-125 mL Sterile Plastic (N/A – lab)	SP2T-250 mL Sterile Plastic (N/A – lab)	BAG	BP3R-250 mL Plastic (NH2)2SO4 (9.3-9.7)	AG0U-100 mL Amber Unpreserved (N/A) (Cl-)	VSGU-20 mL Scintillation vials (N/A)	DG9U-40 mL Amber Unpreserved vials (N/A)
1		2	1			1	1																					
2		2	1			1	1																					
3		2	1			1	1																					
4		2	1			1	1																					
5		2	1			1	1																	2				
6		2	1			1	1																	2				
7		2	1			1	1																	2				
8		2	1			1	1																	2				
9		2	1			1	1																	2				
10		2	1			1	1																	2				
11		2	1			1	1																	2				
12		2	1			1	1																	2				

pH Adjustment Log for Preserved Samples

Sample ID	Type of Preservative	pH upon receipt	Date preservation adjusted	Time preservation adjusted	Amount of Preservative added	Lot #

Note: Whenever there is a discrepancy affecting North Carolina compliance samples, a copy of this form will be sent to the North Carolina DENR Certification Office (i.e. Out of hold, incorrect preservative, out of temp, incorrect containers.

***Check mark top half of box if pH and/or dechlorination is verified and within the acceptance range for preservation samples.**

Exceptions: VOA, Coliform, TOC, Oil and Grease, DRO/8015 (water) DOC, LLHg

****Bottom half of box is to list number of bottles**

*****Check all unpreserved Nitrates for chlorine**

Project #

Item#	BP4U-125 mL Plastic Unpreserved (N/A) (Cl-)	BP3U-250 mL Plastic Unpreserved (N/A)	BP2U-500 mL Plastic Unpreserved (N/A)	BP1U-1 liter Plastic Unpreserved (N/A)	BP4S-125 mL Plastic H2SO4 (pH < 2) (Cl-)	BP3N-250 mL plastic HNO3 (pH < 2)	BP4Z-125 mL Plastic ZN Acetate & NaOH (>9)	BP4B-125 mL Plastic NaOH (pH > 12) (Cl-)	WGFU-Wide-mouthed Glass jar Unpreserved	AG1U-1 liter Amber Unpreserved (N/A) (Cl-)	AG1H-1 liter Amber HCl (pH < 2)	AG3U-250 mL Amber Unpreserved (N/A) (Cl-)	AG1S-1 liter Amber H2SO4 (pH < 2)	AG3S-250 mL Amber H2SO4 (pH < 2)	DG9A-250 mL Amber NH4Cl (N/A)(Cl-)	DG9H-40 mL VOA HCl (N/A)	VG9T-40 mL VOA Na2S2O3 (N/A)	VG9U-40 mL VOA Unpreserved (N/A)	DG9V-40 mL VOA H3PO4 (N/A)	DG9S-40 mL VOA H2SO4 (N/A)	V/GK (3 vials per kit)-VPH/Gas kit (N/A)	SP5T-125 mL Sterile Plastic (N/A – lab)	SP2T-250 mL Sterile Plastic (N/A – lab)		BP3R-250 mL Plastic (NH2)2SO4 (9.3-9.7)	AG0U-100 mL Amber Unpreserved (N/A) (Cl-)	VSGU-20 mL Scintillation vials (N/A)	DG9U-40 mL Amber Unpreserved vials (N/A)
1		2	1			1 ✓	1 ✓																		2 ✓			
2		2	1			1 ✓	1 ✓																		2 ✓			
3		2	1			1 ✓	1 ✓																		2 ✓			
4		2	1			1 ✓	1 ✓																		2 ✓			
5		2	1			1 ✓	1 ✓																		2 ✓			
6		2	1			1 ✓	1 ✓																		2 ✓			
7		2	1			1 ✓	1 ✓																		2 ✓			
8																												
9																												
10																												
11																												
12																												

pH Adjustment Log for Preserved Samples

Sample ID	Type of Preservative	pH upon receipt	Date preservation adjusted	Time preservation adjusted	Amount of Preservative added	Lot #

Note: Whenever there is a discrepancy affecting North Carolina compliance samples, a copy of this form will be sent to the North Carolina DENR Certification Office (i.e. Out of hold, incorrect preservative, out of temp, incorrect containers.

Pace

CHAIN-OF-CUSTODY / Analytical Request Document

The Chain-of-Custody is a LEGAL DOCUMENT. All relevant fields must be completed accurately.

Submitting a sample via this chain of custody constitutes acknowledgment and acceptance of the Pace Terms and Conditions found at https://info.pacelabs.com/hubfs/pas-standard-terms.pdf.

Page : 1 Of 6

Section A Required Client Information:		Section B Required Project Information:		Section C Invoice Information:	
Company:	Georgia Power	Report To:	Kristen Jurinko, Anthony Szwast	Attention:	
Address:	241 Ralph McGill Blvd. NE	Copy To:	Laura Midkiff, Ben Hodges, Mike Smiley	Company Name:	Georgia Power
Atlanta, GA 30308			Noelia Gangi	Address:	241 Ralph McGill Blvd. NE, Atlanta, GA 30308
Email:	knjurink@southernco.com	Purchase Order #:		Pace Quote:	
Phone:	(470) 217-0008 Fax:	Project Name:	Bowen AP-1	Pace Project Manager:	nicole.d'oleo@pacelabs.com,
Requested Due Date:	Standard	Project #:		Pace Profile #:	10844-5

Regulatory Agency	
State / Location	
GA	

ITEM #	SAMPLE ID (One Character per box. (A-Z, 0-9 / , -) Sample Ids must be unique)	MATRIX CODE (see valid codes to left)	SAMPLE TYPE (G=GRAB C=COMP)	COLLECTED START DATE	COLLECTED START TIME	COLLECTED END DATE	COLLECTED END TIME	SAMPLE TEMP AT COLLECTION	# OF CONTAINERS	Preservatives: Unpreserved	H2SO4	HNO3	HCl	NaOH	Na2S2O3	Methanol	Other	Analyses Test Y/N	Requested Analysis Filtered (Y/N): Metals	Cl, F, SO4	Alkalinity	TDS	RAD 9315/9320	Sulfide	Residual Chlorine (Y/N)	
1	BGWA-2	WG	G																X	X	X	X	X	X		
2	BGWA-29	WG	G																X	X	X	X	X	X		
3	BGWA-33	WG	G	8/3/22	0922				5	3		1		1					X	X	X	X	~~X~~	X		6.89
4	BGWA-47D	WG	G																X	X	X	X	X	X		
5	BGWA-48D	WG	G																X	X	X	X	X	X		
6	BGWC-7	WG	G																X	X	X	X	X	X		
7	BGWC-8	WG	G																X	X	X	X	X	X		
8	BGWC-9	WG	G																X	X	X	X	X	X		
9	BGWC-10	WG	G																X	X	X	X	X	X		
10	BGWC-12	WG	G																X	X	X	X	X	X		
11	BGWC-14A	WG	G																X	X	X	X	X	X		
12	BGWC-16	WG	G																X	X	X	X	X	X		

ADDITIONAL COMMENTS	RELINQUISHED BY / AFFILIATION	DATE	TIME	ACCEPTED BY / AFFILIATION	DATE	TIME	SAMPLE CONDITIONS
	Will Looker	8/4/22	1000	Ryan Williams / Pace	8/4/22	1060	
	Ryan Williams / Pace	8/4/22	1515	[signature]	8/4/22	1515	

SAMPLER NAME AND SIGNATURE

PRINT Name of SAMPLER: Will Looker

SIGNATURE of SAMPLER: [signature]

DATE Signed: 8/3/22

TEMP in C	Received on Ice (Y/N)	Custody Sealed Cooler (Y/N)	Samples Intact (Y/N)

Pace

CHAIN-OF-CUSTODY / Analytical Request Document

The Chain-of-Custody is a LEGAL DOCUMENT. All relevant fields must be completed accurately.

Submitting a sample via this chain of custody constitutes acknowledgment and acceptance of the Pace Terms and Conditions found at https://info.pacelabs.com/hubfs/pas-standard-terms.pdf.

Page : 4 Of 6

Section A — Required Client Information:

Company:	Georgia Power
Address:	241 Ralph McGill Blvd. NE
	Atlanta, GA 30308
Email:	krjurink@southernco.com
Phone:	(470)217-0008 Fax:
Requested Due Date:	Standard

Section B — Required Project Information:

Report To:	Kristen Jurinko, Anthony Szwast
Copy To:	Laura Midkiff, Ben Hodges, Mike Smilley
	Noella Gangi
Purchase Order #:	
Project Name:	Bowen AP-1
Project #:	

Section C — Invoice Information:

Attention:	
Company Name:	Georgia Power
Address:	241 Ralph McGill Blvd. NE, Atlanta, GA 30308
Pace Quote:	
Pace Project Manager:	nicole.d'oleo@pacelabs.com
Pace Profile #:	10844-5

Regulatory Agency	
State / Location	GA

Requested Analysis Filtered (Y/N)

ITEM #	SAMPLE ID (One Character per box. (A-Z, 0-9 / , -) Sample Ids must be unique)	MATRIX CODE (see valid codes to left)	SAMPLE TYPE (G=GRAB C=COMP)	COLLECTED START DATE	COLLECTED START TIME	COLLECTED END DATE	COLLECTED END TIME	SAMPLE TEMP AT COLLECTION	# OF CONTAINERS	Unpreserved	H2SO4	HNO3	HCl	NaOH	Na2S2O3	Methanol	Other	Analysis Test (Y/N)	Metals	Cl, F, SO4	Alkalinity	TDS	RAD 9315/9320	Sulfide	Residual Chlorine (Y/N)
37	BGWC-49D	WG	G																X	X	X	X	X	X	
38	BGWC-50D	WG	G																X	X	X	X	X	X	
39	BGWC-51	WG	G																X	X	X	X	X	X	
40	BGWC-52	WG	G																X	X	X	X	X	X	
41	FB-1	WQ	G																X	X	X	X	X	X	
42	FB-2	WQ	G																X	X	X	X	X	X	
43	FB-3	WQ	G																X	X	X	X	X	X	
44	FB-4	WQ	G																X	X	X	X	X	X	
45	FB-5	WQ	G																X	X	X	X	X	X	
46	FB-6	WQ	G																X	X	X	X	X	X	
47	FB-7	WQ	G	8/3/22	1125				5	3		1		1					X	X	X	X	~~X~~	X	
48	FB-8	WQ	G																X	X	X	X	X	X	

ADDITIONAL COMMENTS	RELINQUISHED BY / AFFILIATION	DATE	TIME	ACCEPTED BY / AFFILIATION	DATE	TIME	SAMPLE CONDITIONS
	Will Looker	8/4/22	1000	Ryan Williams / Pace	8/4/22	1000	
	Ryan Williams / Pace	8/4/22	1515	Charles Hooke	8/4/22	1515	

SAMPLER NAME AND SIGNATURE	
PRINT Name of SAMPLER:	Will Looker
SIGNATURE of SAMPLER:	
DATE Signed:	8/3/22

TEMP in C	Received on Ice (Y/N)	Custody Sealed Cooler (Y/N)	Samples Intact (Y/N)

Pace

CHAIN-OF-CUSTODY / Analytical Request Document

The Chain-of-Custody is a LEGAL DOCUMENT. All relevant fields must be completed accurately.

Submitting a sample via this chain of custody constitutes acknowledgment and acceptance of the Pace Terms and Conditions found at https://info.pacelabs.com/hubfs/pas-standard-terms.pdf.

Page : 5 Of 6

Section A — Required Client Information:

Company:	Georgia Power
Address:	241 Ralph McGill Blvd. NE
	Atlanta, GA 30308
Email:	knjurink@southernco.com
Phone:	(470)217-0008 Fax:
Requested Due Date:	Standard

Section B — Required Project Information:

Report To:	Kristen Jurinko, Anthony Szwast
Copy To:	Laura Midkiff, Ben Hodges, Mike Smiley
	Noelle Gangi
Purchase Order #:	
Project Name:	Bowen AP-1
Project #:	

Section C — Invoice Information:

Attention:	
Company Name:	Georgia Power
Address:	241 Ralph McGill Blvd. NE, Atlanta, GA 30308
Pace Quote:	
Pace Project Manager:	nicole.d'oleo@pacelabs.com,
Pace Profile #:	10844-5

Regulatory Agency	
State / Location	
GA	

SAMPLE ID — One Character per box. (A-Z, 0-9 / , -) Sample Ids must be unique

MATRIX CODE: Drinking Water DW; Water WT; Waste Water WW; Product P; Soil/Solid SL; Oil OL; Wipe WP; Air AR; Other OT; Tissue TS

ITEM #	SAMPLE ID	MATRIX CODE (see valid codes to left)	SAMPLE TYPE (G=GRAB C=COMP)	COLLECTED START DATE	COLLECTED START TIME	COLLECTED END DATE	COLLECTED END TIME	SAMPLE TEMP AT COLLECTION	# OF CONTAINERS	Unpreserved	H2SO4	HNO3	HCl	NaOH	Na2S2O3	Methanol	Other	Analyses Test (Y/N)	Metals	CLF, SO4	Alkalinity	TDS	RAD 9315/9320	Sulfide	Residual Chlorine (Y/N)
49	FB-9	WQ	G																X	X	X	X	X	X	
50	FB-10	WQ	G																X	X	X	X	X	X	
51	FB-11	WQ	G																X	X	X	X	X	X	
52	DUP-1	WQ	G																X	X	X	X	X	X	
53	DUP-2	WQ	G																X	X	X	X	X	X	
54	DUP-3	WQ	G																X	X	X	X	X	X	
55	DUP-4	WQ	G																X	X	X	X	X	X	
56	DUP-5	WQ	G																X	X	X	X	X	X	
57	DUP-6	WQ	G																X	X	X	X	X	X	
58	EB-1	WQ	G																X	X	X	X	X	X	
59	EB-2	WQ	G																X	X	X	X	X	X	
60	EB-3	WQ	G	8/3/22	1130				5	3		1		1					X	X	X	X	X	X	

ADDITIONAL COMMENTS	RELINQUISHED BY / AFFILIATION	DATE	TIME	ACCEPTED BY / AFFILIATION	DATE	TIME	SAMPLE CONDITIONS
	Will Looker	8/4/22	1000	Ryan Williams / Pace	8/4/22	1000	
	Ryan Williams / Pace	8/4/22	1515	[illegible]	8/4/22	1515	

SAMPLER NAME AND SIGNATURE	
PRINT Name of SAMPLER:	Will Looker
SIGNATURE of SAMPLER:	[signature]
DATE Signed:	8/3/22

TEMP in C | Received on Ice (Y/N) | Custody Sealed Cooler (Y/N) | Samples Intact (Y/N)

Pace

CHAIN-OF-CUSTODY / Analytical Request Document

The Chain-of-Custody is a LEGAL DOCUMENT. All relevant fields must be completed accurately.

Submitting a sample via this chain of custody constitutes acknowledgment and acceptance of the Pace Terms and Conditions found at https://info.pacelabs.com/hubfs/pas-standard-terms.pdf.

Page : 2 Of 8

Section A Required Client Information:

Company:	Georgia Power
Address:	241 Ralph McGill Blvd. NE
	Atlanta, GA 30308
Email:	krjurink@southernco.com
Phone: (470)217-0008	Fax:
Requested Due Date:	Standard

Section B Required Project Information:

Report To:	Kristen Jurinko, Anthony Szwast
Copy To:	Laura Midkiff, Ben Hodges, Mike Smiley
	Noelle Gangi
Purchase Order #:	
Project Name:	Bowen AP-1
Project #:	

Section C Invoice Information:

Attention:	
Company Name:	Georgia Power
Address:	241 Ralph McGill Blvd. NE, Atlanta, GA 30308
Pace Quote:	
Pace Project Manager:	nicole.d'oleo@pacelabs.com,
Pace Profile #:	10644-5

Regulatory Agency	
State / Location	
GA	

Requested Analysis Filtered (Y/N)

ITEM #	SAMPLE ID (One Character per box. (A-Z, 0-9 / , -) Sample Ids must be unique)	MATRIX CODE (see valid codes to left)	SAMPLE TYPE (G=GRAB C=COMP)	COLLECTED START DATE	COLLECTED START TIME	COLLECTED END DATE	COLLECTED END TIME	SAMPLE TEMP AT COLLECTION	# OF CONTAINERS	Unpreserved	H2SO4	HNO3	HCl	NaOH	Na2S2O3	Methanol	Other	Analyses Test (Y/N)	Metals	Cl, F, SO4	Alkalinity	TDS	RAD 9315/9320	Sulfide	Residual Chlorine (Y/N)	
13	BGWC-17	WG	G																x	x	x	x	x	x		
14	BGWC-18	WG	G																x	x	x	x	x	x		
15	BGWC-19	WG	G																x	x	x	x	x	x		
16	BGWC-20	WG	G																x	x	x	x	x	x		
17	BGWC-21	WG	G																x	x	x	x	x	x		
18	BGWC-22	WG	G	8/2/22	1235				7	3		3		1					x	x	x	x	x	x	6 73	
19	BGWC-23	WG	G																x	x	x	x	x	x		
20	BGWC-24	WG	G	8/2/22	1045				7	3		3		1					x	x	x	x	x	x	6 73	
21	BGWC-25	WG	G																x	x	x	x	x	x		
22	BGWC-30	WG	G																x	x	x	x	x	x		
23	BGWA-6	WG	G																x	x	x	x	x	x		
24	BGWC-31	WG	G																x	x	x	x	x	x		

ADDITIONAL COMMENTS	RELINQUISHED BY / AFFILIATION	DATE	TIME	ACCEPTED BY / AFFILIATION	DATE	TIME	SAMPLE CONDITIONS
	Will Laaker	8/4/22	1000	Ryan Williams / Pace	8/4/22	1000	
	Ryan Williams / Pace	8/4/22	1515	[illegible]	8/4/22	1515	

SAMPLER NAME AND SIGNATURE

PRINT Name of SAMPLER: Will Laaker Meredith Duncan, Robert Mell

SIGNATURE of SAMPLER: [illegible] DATE Signed: 8/2/22

TEMP in C	Received on Ice (Y/N)	Custody Sealed Cooler (Y/N)	Samples Intact (Y/N)

Pace

CHAIN-OF-CUSTODY / Analytical Request Document

The Chain-of-Custody is a LEGAL DOCUMENT. All relevant fields must be completed accurately.

Submitting a sample via this chain of custody constitutes acknowledgment and acceptance of the Pace Terms and Conditions found at https://info.pacelabs.com/hubfs/pas-standard-terms.pdf.

Page : 3 Of 8

Section A — Required Client Information:

Company:	Georgia Power
Address:	241 Ralph McGill Blvd. NE
	Atlanta, GA 30308
Email:	krjurinko@southernco.com
Phone:	(470)217-0008 Fax:
Requested Due Date:	Standard

Section B — Required Project Information:

Report To:	Kristen Jurinko, Anthony Szwarc
Copy To:	Laura Midkiff, Ben Hodges, Mike Smiley
	Noelia Gangi
Purchase Order #:	
Project Name:	Bowen AP-1
Project #	

Section C — Invoice Information:

Attention:	
Company Name:	Georgia Power
Address:	241 Ralph McGill Blvd. NE, Atlanta, GA 30308
Pace Quote:	
Pace Project Manager:	nicole.d'oleo@pacelabs.com,
Pace Profile #:	10844-5

Regulatory Agency

State / Location: GA

Requested Analysis Filtered (Y/N)

ITEM #	SAMPLE ID (One Character per box. (A-Z, 0-9 / , -) Sample ids must be unique)	MATRIX CODE (see valid codes to left)	SAMPLE TYPE (G=GRAB C=COMP)	COLLECTED START DATE	COLLECTED START TIME	COLLECTED END DATE	COLLECTED END TIME	SAMPLE TEMP AT COLLECTION	# OF CONTAINERS	Unpreserved	H2SO4	HNO3	HCl	NaOH	Na2S2O3	Methanol	Other	Analyses Test (Y/N)	Metals	CL F, SO4	Alkalinity	TDS	RAD 9315/9320	Sulfide	Residual Chlorine (Y/N)	
25	BGWC-32	WG	G																X	X	X	X	X	X		
26	BGWC-34D	WG	G																X	X	X	X	X	X		
27	BGWC-35D	WG	G																X	X	X	X	X	X		
28	BGWC-36D	WG	G																X	X	X	X	X	X		
29	BGWC-37D	WG	G																X	X	X	X	X	X		
30	BGWC-38D	WG	G	8/2/22	1005				7	3		3		1					X	X	X	X	X	X		6.17
31	BGWC-39	WG	G	8/2/22	0930				7	3		3		1					X	X	X	X	X	X		6.42
32	BGWC-40	WG	G																X	X	X	X	X	X		
33	BGWC-41D	WG	G																X	X	X	X	X	X		
34	BGWC-42D	WG	G																X	X	X	X	X	X		
35	BGWC-43D	WG	G																X	X	X	X	X	X		
36	BGWC-44D	WG	G																X	X	X	X	X	X		

ADDITIONAL COMMENTS	RELINQUISHED BY / AFFILIATION	DATE	TIME	ACCEPTED BY / AFFILIATION	DATE	TIME	SAMPLE CONDITIONS
	Will Looker	8/4/22	1000	Ryan Williams / Pace	8/4/22	1000	
	Ryan Williams / Pace	8/4/22	1515	[illegible]	8/4/22	1515	

SAMPLER NAME AND SIGNATURE

PRINT Name of SAMPLER: Will Looker, Meredith Duncan, Robert Mull

SIGNATURE of SAMPLER: [illegible] DATE Signed: 8/2/22

TEMP in C | Received on Ice (Y/N) | Custody Sealed Cooler (Y/N) | Samples Intact (Y/N)

Pace

CHAIN-OF-CUSTODY / Analytical Request Document

The Chain-of-Custody is a LEGAL DOCUMENT. All relevant fields must be completed accurately.

Submitting a sample via this chain of custody constitutes acknowledgment and acceptance of the Pace Terms and Conditions found at https://info.pacelabs.com/hubfs/pas-standard-terms.pdf.

Page : 4 Of 6

Section A — Required Client Information:

Company:	Georgia Power
Address:	241 Ralph McGill Blvd. NE
	Atlanta, GA 30308
Email:	knjurinki@southernco.com
Phone:	(470)217-0008 Fax:
Requested Due Date:	Standard

Section B — Required Project Information:

Report To:	Kristen Jurinko, Anthony Szwast
Copy To:	Laura Midkiff, Ben Hodges, Mike Smiley
	Noelia Gangi
Purchase Order #:	
Project Name:	Bowen AP-1
Project #:	

Section C — Invoice Information:

Attention:	
Company Name:	Georgia Power
Address:	241 Ralph McGill Blvd. NE, Atlanta, GA 30308
Pace Quote:	
Pace Project Manager:	nicole.d'oleo@pacelabs.com,
Pace Profile #:	10844-5

Regulatory Agency	
State / Location	
GA	

SAMPLE ID — One Character per box. (A-Z, 0-9 / , -) Sample Ids must be unique

MATRIX CODE (see valid codes to left) / SAMPLE TYPE (G=GRAB C=COMP)

ITEM #	SAMPLE ID	MATRIX CODE	SAMPLE TYPE	COLLECTED START DATE	COLLECTED START TIME	COLLECTED END DATE	COLLECTED END TIME	SAMPLE TEMP AT COLLECTION	# OF CONTAINERS	Preservatives: Unpreserved	H2SO4	HNO3	HCl	NaOH	Na2S2O3	Methanol	Other	Analyses Test Y/N	Requested Analysis Filtered (Y/N): Metals	Cl, F, SO4	Alkalinity	TDS	RAD 9315/9320	Sulfide	Residual Chlorine (Y/N)
37	BGWC-49D	WG	G																X	X	X	X	X	X	
38	BGWC-50D	WG	G																X	X	X	X	X	X	
39	BGWC-51	WG	G																X	X	X	X	X	X	
40	BGWC-52	WG	G																X	X	X	X	X	X	
41	FB-1	WQ	G																X	X	X	X	X	X	
42	FB-2	WQ	G																X	X	X	X	X	X	
43	FB-3	WQ	G																X	X	X	X	X	X	
44	FB-4	WQ	G																X	X	X	X	X	X	
45	FB-5	WQ	G																X	X	X	X	X	X	
46	FB-6	WQ	G	8/2/22	1225				7	3		3		1					X	X	X	X	X	X	
47	FB-7	WQ	G																X	X	X	X	X	X	
48	FB-8	WQ	G																X	X	X	X	X	X	

ADDITIONAL COMMENTS	RELINQUISHED BY / AFFILIATION	DATE	TIME	ACCEPTED BY / AFFILIATION	DATE	TIME	SAMPLE CONDITIONS
	Will Looker	8/4/22	1000	Ryan Williams / Pace	8/4/22	1000	
	Ryan Williams / Pace	8/4/22	1515	[signature]	8/4/22	1515	

SAMPLER NAME AND SIGNATURE

PRINT Name of SAMPLER: Will Looker, Meredith Duncan, Robert Mull

SIGNATURE of SAMPLER: [signature] DATE Signed: 8/2/22

TEMP in C | Received on Ice (Y/N) | Custody Sealed Cooler (Y/N) | Samples Intact (Y/N)

Pace

CHAIN-OF-CUSTODY / Analytical Request Document

The Chain-of-Custody is a LEGAL DOCUMENT. All relevant fields must be completed accurately.

Submitting a sample via this chain of custody constitutes acknowledgment and acceptance of the Pace Terms and Conditions found at https://info.pacelabs.com/hubfs/pas-standard-terms.pdf.

Section A Required Client Information:

Company:	Georgia Power
Address:	241 Ralph McGill Blvd. NE
	Atlanta, GA 30308
Email:	knjurinki@southernco.com
Phone:	(470)217-0008 Fax:
Requested Due Date:	Standard

Section B Required Project Information:

Report To:	Kristen Jurinko, Anthony Szwast
Copy To:	Laura Midkiff, Ben Hodges, Mike Smiley
	Noelle Gangi
Purchase Order #:	
Project Name:	Bowen AP-1
Project #:	

Section C Invoice Information:

Attention:	
Company Name:	Georgia Power
Address:	241 Ralph McGill Blvd. NE, Atlanta, GA 30308
Pace Quote:	
Pace Project Manager:	nicole.d'oleo@pacelabs.com,
Pace Profile #:	10644-5

Regulatory Agency
State / Location
GA

Requested Analysis Filtered (Y/N)

ITEM #	SAMPLE ID (One Character per box. (A-Z, 0-9 / , -) Sample ids must be unique)	MATRIX CODE (see valid codes to left)	SAMPLE TYPE (G=GRAB C=COMP)	COLLECTED START DATE	COLLECTED START TIME	COLLECTED END DATE	COLLECTED END TIME	SAMPLE TEMP AT COLLECTION	# OF CONTAINERS	Unpreserved	H2SO4	HNO3	HCl	NaOH	Na2S2O3	Methanol	Other	Analyses Test (Y/N)	Metals	Cl, F, SO4	Alkalinity	TDS	RAD 9315/9320	Sulfide	Residual Chlorine (Y/N)
49	FB-9	WG	G																X	X	X	X	X	X	
50	FB-10	WG	G																X	X	X	X	X	X	
51	FB-11	WG	G																X	X	X	X	X	X	
52	DUP-1	WG	G																X	X	X	X	X	X	
53	DUP-2	WG	G																X	X	X	X	X	X	
54	DUP-3	WG	G																X	X	X	X	X	X	
55	DUP-4	WG	G																X	X	X	X	X	X	
56	DUP-5	WG	G	8/2/22	—				7	3		3		1					X	X	X	X	X	X	
57	DUP-6	WG	G																X	X	X	X	X	X	
58	EB-1	WG	G																X	X	X	X	X	X	
59	EB-2	WG	G	8/2/22	1230				7	3		3		1					X	X	X	X	X	X	
60	EB-3	WG	G																X	X	X	X	X	X	

ADDITIONAL COMMENTS	RELINQUISHED BY / AFFILIATION	DATE	TIME	ACCEPTED BY / AFFILIATION	DATE	TIME	SAMPLE CONDITIONS
	Will Laaker	8/4/22	1000	Ryan Williams / Pace	8/4/22	1000	
	Ryan Williams / Pace	8/4/22	1515	[illegible]	8/4/22	1515	

SAMPLER NAME AND SIGNATURE	
PRINT Name of SAMPLER:	Will Laaker, Meredith Duncan, Robert Mull
SIGNATURE of SAMPLER: [illegible]	DATE Signed: 8/2/22

TEMP in C | Received on Ice (Y/N) | Custody Sealed Cooler (Y/N) | Samples Intact (Y/N)

Pace

CHAIN-OF-CUSTODY / Analytical Request Document

The Chain-of-Custody is a LEGAL DOCUMENT. All relevant fields must be completed accurately.

Submitting a sample via this chain of custody constitutes acknowledgment and acceptance of the Pace Terms and Conditions found at https://info.pacelabs.com/hubfs/pas-standard-terms.pdf.

Page : 6 Of 6

Section A — Required Client Information:

Company:	Georgia Power
Address:	241 Ralph McGill Blvd. NE
	Atlanta, GA 30308
Email:	knjurlink@southernco.com
Phone:	(470)217-0008 Fax:
Requested Due Date:	Standard

Section B — Required Project Information:

Report To:	Kristen Jurlinko, Anthony Stewart
Copy To:	Laura Mckiff, Ben Hodges, Mike Smiley
	Noelia Gangi
Purchase Order #:	
Project Name:	Bowen AP-1
Project #:	

Section C — Invoice Information:

Attention:	
Company Name:	Georgia Power
Address:	241 Ralph McGill Blvd. NE, Atlanta, GA 30308
Pace Quote:	
Pace Project Manager:	nicole d'oleo@pacelabs.com
Pace Profile #:	10844-5

Regulatory Agency	
State / Location	
GA	

Requested Analysis Filtered (Y/N): Y/N

ITEM #	SAMPLE ID (One Character per box. (A-Z, 0-9 / , -) Sample ids must be unique)	MATRIX CODE (see valid codes to left)	SAMPLE TYPE (G=GRAB C=COMP)	COLLECTED START DATE	COLLECTED START TIME	COLLECTED END DATE	COLLECTED END TIME	SAMPLE TEMP AT COLLECTION	# OF CONTAINERS	Unpreserved	H2SO4	HNO3	HCl	NaOH	NaHSO3	Methanol	Other	Analyses Test	Metals	Cl, F, SO4	Alkalinity	TDS	RAD 9315/9320	Sulfide	Residual Chlorine (Y/N)	
61	EB-4	WQ	G																X	X	X	X	X	X		
62	EB-5	WQ	G																X	X	X	X	X	X		
63	EB-6	WQ	G																X	X	X	X	X	X		
64	~~PEOT~~ PZ-7	WG	G	8/2/22	1135				7	3		3		1					X	X	X	X	X	X		6.57
65	WL 8/2/22																									
66																										
67																										
68																										
69																										
70																										
71																										
72																										

ADDITIONAL COMMENTS	RELINQUISHED BY / AFFILIATION	DATE	TIME	ACCEPTED BY / AFFILIATION	DATE	TIME	SAMPLE CONDITIONS
	Will Looker	8/4/22	1000	Ryan Williams / Pace	8/4/22	1000	
	Ryan Williams / Pace	8/4/22	1515	[illegible] / [illegible]	8/4/22	1515	

SAMPLER NAME AND SIGNATURE

PRINT Name of SAMPLER: Will Looker, Meredith Duncan, Robert Mull

SIGNATURE of SAMPLER: [signature] DATE Signed: 8/2/22

TEMP in C	Received on Ice (Y/N)	Custody Sealed Cooler (Y/N)	Samples Intact (Y/N)

Pace

CHAIN-OF-CUSTODY / Analytical Request Document

The Chain-of-Custody is a LEGAL DOCUMENT. All relevant fields must be completed accurately.

Submitting a sample via this chain of custody constitutes acknowledgment and acceptance of the Pace Terms and Conditions found at https://info.pacelabs.com/hubfs/pas-standard-terms.pdf.

Page : 2 Of 6

Section A Required Client Information:	Section B Required Project Information:	Section C Invoice Information:
Company: Georgia Power	Report To: Kristen Jurinko, Anthony Szwast	Attention:
Address: 241 Ralph McGill Blvd. NE	Copy To: Laura Mickiff, Ben Hodges, Mike Smiley	Company Name: Georgia Power
Atlanta, GA 30308	Noella Gangi	Address: 241 Ralph McGill Blvd. NE, Atlanta, GA 30308
Email: kmjurink@southernco.com	Purchase Order #:	Pace Quote:
Phone: (470)217-0008 Fax:	Project Name: Bowen AP-1	Pace Project Manager: nicole.d'oleo@pacelabs.com,
Requested Due Date: Standard	Project #:	Pace Profile #: 10844-5

Regulatory Agency	State / Location
	GA

Matrix Codes: Drinking Water DW; Water WT; Waste Water WW; Product P; Soil/Solid SL; Oil OL; Wipe WP; Air AR; Other OT; Tissue TS

ITEM #	SAMPLE ID (One Character per box. (A-Z, 0-9 / , -) Sample Ids must be unique)	MATRIX CODE (see valid codes to left)	SAMPLE TYPE (G=GRAB C=COMP)	COLLECTED START DATE	COLLECTED START TIME	COLLECTED END DATE	COLLECTED END TIME	SAMPLE TEMP AT COLLECTION	# OF CONTAINERS	Preservatives: Unpreserved	H2SO4	HNO3	HCl	NaOH	Na2S2O3	Methanol	Other	Analysis Test Y/N	Metals	CL, F, SO4	Alkalinity	TDS	RAD 9315/9320	Sulfide	Residual Chlorine (Y/N)	
13	BGWC-17	WG	G																x	x	x	x	x	x		
14	BGWC-18	WG	G																x	x	x	x	x	x		
15	BGWC-19	WG	G																x	x	x	x	x	x		
16	BGWC-20	WG	G																x	x	x	x	x	x		
17	BGWC-21	WG	G																x	x	x	x	x	x		
18	BGWC-22	WG	G																x	x	x	x	x	x		
19	BGWC-23	WG	G	8/1/22	1530				7	3		3		1					x	x	x	x	x	x		7.00
20	BGWC-24	WG	G																x	x	x	x	x	x		
21	BGWC-25	WG	G																x	x	x	x	x	x		
22	BGWC-30	WG	G	8/1/22	1020				7	3		3		1					x	x	x	x	x	x		7.21
23	BGWA-6	WG	G																x	x	x	x	x	x		
24	BGWC-31	WG	G																x	x	x	x	x	x		

ADDITIONAL COMMENTS	RELINQUISHED BY / AFFILIATION	DATE	TIME	ACCEPTED BY / AFFILIATION	DATE	TIME	SAMPLE CONDITIONS
	Will Laaker	8/4/22	1000	Ryan Williams / Pace	8/4/22	1000	
	Ryan Williams / Pace	8/4/22	1515	[illegible]	8/4/22	1515	

SAMPLER NAME AND SIGNATURE

PRINT Name of SAMPLER: Meredith Duncan, Will Laaker, Robert Mull

SIGNATURE of SAMPLER: [illegible] DATE Signed: 8/1/22

TEMP in C | Received on Ice (Y/N) | Custody Sealed Cooler (Y/N) | Samples Intact (Y/N)

Pace

CHAIN-OF-CUSTODY / Analytical Request Document

The Chain-of-Custody is a LEGAL DOCUMENT. All relevant fields must be completed accurately.

Submitting a sample via this chain of custody constitutes acknowledgment and acceptance of the Pace Terms and Conditions found at https://info.pacelabs.com/hubfs/pas-standard-terms.pdf.

Page: 3 Of 6

Section A — Required Client Information:

Company:	Georgia Power
Address:	241 Ralph McGill Blvd. NE
Atlanta, GA 30308	
Email:	knjurinki@southernco.com
Phone:	(470)217-0008 Fax:
Requested Due Date:	Standard

Section B — Required Project Information:

Report To:	Kristen Jurinko, Anthony Szwast
Copy To:	Laura Mckiff, Ben Hodges, Mike Smiley
	Noelia Gangi
Purchase Order #:	
Project Name:	Bowen AP-1
Project #:	

Section C — Invoice Information:

Attention:	
Company Name:	Georgia Power
Address:	241 Ralph McGill Blvd. NE, Atlanta, GA 30308
Pace Quote:	
Pace Project Manager:	nicole.d'oleo@pacelabs.com,
Pace Profile #:	10844-5

Regulatory Agency	
State / Location	
GA	

Matrix Codes: Drinking Water DW; Water WT; Waste Water WW; Product P; Soil/Solid SL; Oil OL; Wipe WP; Air AR; Other OT; Tissue TS

Preservatives: Unpreserved; H2SO4; HNO3; HCl; NaOH; Na2S2O3; Methanol; Other

Requested Analysis Filtered (Y/N): Metals; Cl, F, SO4; Alkalinity; TDS; RAD 9315/9320; Sulfide

ITEM #	SAMPLE ID (One Character per box. (A-Z, 0-9 / , -) Sample Ids must be unique)	MATRIX CODE (see valid codes to left)	SAMPLE TYPE (G=GRAB C=COMP)	COLLECTED START DATE	COLLECTED START TIME	COLLECTED END DATE	COLLECTED END TIME	SAMPLE TEMP AT COLLECTION	# OF CONTAINERS	Unpreserved	H2SO4	HNO3	HCl	NaOH	Na2S2O3	Methanol	Other	Analyses Test Y/N	Metals	Cl, F, SO4	Alkalinity	TDS	RAD 9315/9320	Sulfide	Residual Chlorine (Y/N)	
25	BGWC-32	WG	G																x	x	x	x	x	x		
26	BGWC-34D	WG	G																x	x	x	x	x	x		
27	BGWC-35D	WG	G																x	x	x	x	x	x		
28	BGWC-36D	WG	G																x	x	x	x	x	x		
29	BGWC-37D	WG	G																x	x	x	x	x	x		
30	BGWC-38D	WG	G																x	x	x	x	x	x		
31	BGWC-39	WG	G																x	x	x	x	x	x		
32	BGWC-40	WG	G																x	x	x	x	x	x		
33	BGWC-41D	WG	G																x	x	x	x	x	x		
34	BGWC-42D	WG	G																x	x	x	x	x	x		
35	BGWC-43D	WG	G	8/1/22	1445				7	3		3		1					x	x	x	x	x	x		7.16
36	BGWC-44D	WG	G																x	x	x	x	x	x		

ADDITIONAL COMMENTS	RELINQUISHED BY / AFFILIATION	DATE	TIME	ACCEPTED BY / AFFILIATION	DATE	TIME	SAMPLE CONDITIONS
	Will Loaker	8/4/22	1000	Ryan Williams / Pace	8/4/22	1000	
	Ryan Williams / Pace	8/4/22	1515	[illegible]	8/4/22	1515	

SAMPLER NAME AND SIGNATURE

PRINT Name of SAMPLER: Meredith Duncan, Will Loaker, Robert Mull

SIGNATURE of SAMPLER: [signature] DATE Signed: 8/1/22

TEMP in C | Received on Ice (Y/N) | Custody Sealed Cooler (Y/N) | Samples Intact (Y/N)

Pace

CHAIN-OF-CUSTODY / Analytical Request Document

The Chain-of-Custody is a LEGAL DOCUMENT. All relevant fields must be completed accurately.

Submitting a sample via this chain of custody constitutes acknowledgment and acceptance of the Pace Terms and Conditions found at https://info.pacelabs.com/hubfs/pas-standard-terms.pdf.

Page : 4 Of 6

Section A Required Client Information:	Section B Required Project Information:	Section C Invoice Information:
Company: Georgia Power	Report To: Kristen Jurinko, Anthony Szwast	Attention:
Address: 241 Ralph McGill Blvd. NE	Copy To: Laura Midkiff, Ben Hodges, Mike Smilley	Company Name: Georgia Power
Atlanta, GA 30308	Noelia Gangi	Address: 241 Ralph McGill Blvd. NE, Atlanta, GA 30308
Email: kjurink@southernco.com	Purchase Order #:	Pace Quote:
Phone: (470)217-0008 Fax	Project Name: Bowen AP-1	Pace Project Manager: nicole.d'oleo@pacelabs.com,
Requested Due Date: Standard	Project #:	Pace Profile #: 10844-5

Regulatory Agency	
State / Location	
GA	

ITEM #	SAMPLE ID (One Character per box. (A-Z, 0-9 / , -) Sample Ids must be unique)	MATRIX CODE (see valid codes to left)	SAMPLE TYPE (G=GRAB C=COMP)	COLLECTED START DATE	COLLECTED START TIME	COLLECTED END DATE	COLLECTED END TIME	SAMPLE TEMP AT COLLECTION	# OF CONTAINERS	Preservatives: Unpreserved	H2SO4	HNO3	HCl	NaOH	Na2S2O3	Methanol	Other	Analyses Test Y/N	Metals	Cl, F, SO4	Alkalinity	TDS	RAD 9315/9320	Sulfide	Residual Chlorine (Y/N)	
37	BGWC-49D	WG	G	8/1/22	1300				7	3		3		1					x	x	x	x	x	x		7.30
38	BGWC-50D	WG	G																x	x	x	x	x	x		
39	BGWC-51	WG	G	8/1/22	1200				7	3		3		1					x	x	x	x	x	x		6.96
40	BGWC-52	WG	G																x	x	x	x	x	x		
41	FB-1	WQ	G																x	x	x	x	x	x		
42	FB-2	WQ	G																x	x	x	x	x	x		
43	FB-3	WQ	G																x	x	x	x	x	x		
44	FB-4	WQ	G																x	x	x	x	x	x		
45	FB-5	WQ	G	8/1/22	1615				7	3		3		1					x	x	x	x	x	x		
46	FB-6	WQ	G																x	x	x	x	x	x		
47	FB-7	WQ	G																x	x	x	x	x	x		
48	FB-8	WQ	G																x	x	x	x	x	x		

ADDITIONAL COMMENTS	RELINQUISHED BY / AFFILIATION	DATE	TIME	ACCEPTED BY / AFFILIATION	DATE	TIME	SAMPLE CONDITIONS
	Will Laaker	8/4/22	1000	Ryan Williams / Pace	8/4/22	1000	
	Ryan Williams / Pace	8/4/22	1515	[signature]	8/4/22	1515	

SAMPLER NAME AND SIGNATURE

PRINT Name of SAMPLER: Meredith Duncan, Will Laaker, Robert Mull

SIGNATURE of SAMPLER: [signature] DATE Signed: 8/1/22

TEMP in C | Received on Ice (Y/N) | Custody Sealed Cooler (Y/N) | Samples Intact (Y/N)

Pace

CHAIN-OF-CUSTODY / Analytical Request Document

The Chain-of-Custody is a LEGAL DOCUMENT. All relevant fields must be completed accurately.

Submitting a sample via this chain of custody constitutes acknowledgment and acceptance of the Pace Terms and Conditions found at https://info.pacelabs.com/hubfs/pas-standard-terms.pdf.

Page : 5 Of 5

Section A Required Client Information:

Company:	Georgia Power
Address:	241 Ralph McGill Blvd. NE
	Atlanta, GA 30308
Email:	knjurinko@southernco.com
Phone:	(470)217-0008 Fax:
Requested Due Date:	Standard

Section B Required Project Information:

Report To:	Kristen Jurinko, Anthony Szwast
Copy To:	Laura Midkiff, Ben Hodges, Mike Smiley
	Noelle Gangi
Purchase Order #:	
Project Name:	Bowen AP-1
Project #:	

Section C Invoice Information:

Attention:	
Company Name:	Georgia Power
Address:	241 Ralph McGill Blvd. NE, Atlanta, GA 30308
Pace Quote:	
Pace Project Manager:	nicole.d'oleo@pacelabs.com,
Pace Profile #:	10844-5

Regulatory Agency	
State / Location	
GA	

Requested Analysis Filtered (Y/N)

ITEM #	SAMPLE ID (One Character per box. (A-Z, 0-9 / , -) Sample ids must be unique)	MATRIX CODE (see valid codes to left)	SAMPLE TYPE (G=GRAB C=COMP)	COLLECTED START DATE	COLLECTED START TIME	COLLECTED END DATE	COLLECTED END TIME	SAMPLE TEMP AT COLLECTION	# OF CONTAINERS Unpreserved	H2SO4	HNO3	HCl	NaOH	Na2S2O3	Methanol	Other	Analyses Test Y/N	Metals	Cl, F, SO4	Alkalinity	TDS	RAD 9315/9320	Sulfide	Residual Chlorine (Y/N)
49	FB-9	WQ	G															X	X	X	X	X	X	
50	FB-10	WQ	G															X	X	X	X	X	X	
51	FB-11	WQ	G															X	X	X	X	X	X	
52	DUP-1	WG	G															X	X	X	X	X	X	
53	DUP-2	WG	G															X	X	X	X	X	X	
54	DUP-3	WG	G															X	X	X	X	X	X	
55	DUP-4	WG	G	8/1/22	—				7	3		3		1				X	X	X	X	X	X	
56	DUP-5	WG	G															X	X	X	X	X	X	
57	DUP-6	WG	G															X	X	X	X	X	X	
58	EB-1	WQ	G	8/1/22	1625				7	3		3		1				X	X	X	X	X	X	
59	EB-2	WQ	G															X	X	X	X	X	X	
60	EB-3	WQ	G															X	X	X	X	X	X	

Matrix Codes: Drinking Water DW; Water WT; Waste Water WW; Product P; Soil/Solid SL; Oil OL; Wipe WP; Air AIR; Other OT; Tissue TS

ADDITIONAL COMMENTS	RELINQUISHED BY / AFFILIATION	DATE	TIME	ACCEPTED BY / AFFILIATION	DATE	TIME	SAMPLE CONDITIONS
	Will Lanker	8/4/22	1000	Ryan Williams / Pace	8/4/22	1000	
	Ryan Williams / Pace	8/4/22	1515	Charles Hale	8/4/22	1515	

SAMPLER NAME AND SIGNATURE

PRINT Name of SAMPLER: Meredith Duncan, Will Lanker, Robert Mull

SIGNATURE of SAMPLER: Meredith Duncan. DATE Signed: 8/1/22

TEMP in C	Received on Ice (Y/N)	Custody Sealed Cooler (Y/N)	Samples Intact (Y/N)

Pace Analytical Services, LLC
110 Technology Parkway
Peachtree Corners, GA 30092
(770)734-4200

November 03, 2022

Joju Abraham
Georgia Power-CCR
2480 Maner Road
Atlanta, GA 30339

RE: Project: BOWEN AP-1 RAD-Revised Report
Pace Project No.: 92617402

Dear Joju Abraham:

Enclosed are the analytical results for sample(s) received by the laboratory between July 28, 2022 and August 04, 2022. The results relate only to the samples included in this report. Results reported herein conform to the applicable TNI/NELAC Standards and the laboratory's Quality Manual, where applicable, unless otherwise noted in the body of the report.

The test results provided in this final report were generated by each of the following laboratories within the Pace Network:

- Pace Analytical Services - Greensburg

Revision 2: Issued on 11/3/22 to include a revised COC in the report, per client request.

If you have any questions concerning this report, please feel free to contact me.

Sincerely,

Nicole D'Oleo

Nicole D'Oleo
nicole.d'oleo@pacelabs.com
(704)875-9092
Project Manager

Enclosures

cc: Noelia Gangi, Georgia Power
Ben Hodges, Georgia Power
Christine Hug, Geosyntec Consultants, Inc.
Kristen Jurinko
Thomas Kessler, Geosyntec
Whitney Law, Geosyntec Consultants
Laura Midkiff, Georgia Power
Noelia Muskus, Geosyntec Consultants
Ms. Lauren Petty, Southern Company
Michael Smilley, Georgia Power
Brian Steele, Stantec
Andrew Stevens, Stantec
Tina Sullivan, ERM
Cassidy Sutherland, Stantec
Anthony Szwast, Geosyntec
Nardos Tilahun, GeoSyntec
Dawit Yifru, Geosyntec Consultants, Inc.

REPORT OF LABORATORY ANALYSIS

This report shall not be reproduced, except in full,
without the written consent of Pace Analytical Services, LLC.

Pace Analytical Services, LLC
110 Technology Parkway
Peachtree Corners, GA 30092
(770)734-4200

CERTIFICATIONS

Project: BOWEN AP-1 RAD-Revised Report
Pace Project No.: 92617402

Pace Analytical Services Pennsylvania
1638 Roseytown Rd Suites 2,3&4, Greensburg, PA 15601
ANAB DOD-ELAP Rad Accreditation #: L2417
Alabama Certification #: 41590
Arizona Certification #: AZ0734
Arkansas Certification
California Certification #: 04222CA
Colorado Certification #: PA01547
Connecticut Certification #: PH-0694
Delaware Certification
EPA Region 4 DW Rad
Florida/TNI Certification #: E87683
Georgia Certification #: C040
Guam Certification
Florida: Cert E871149 SEKS WET
Hawaii Certification
Idaho Certification
Illinois Certification
Indiana Certification
Iowa Certification #: 391
Kansas/TNI Certification #: E-10358
Kentucky Certification #: KY90133
KY WW Permit #: KY0098221
KY WW Permit #: KY0000221
Louisiana DHH/TNI Certification #: LA180012
Louisiana DEQ/TNI Certification #: 4086
Maine Certification #: 2017020
Maryland Certification #: 308
Massachusetts Certification #: M-PA1457
Michigan/PADEP Certification #: 9991
Missouri Certification #: 235
Montana Certification #: Cert0082
Nebraska Certification #: NE-OS-29-14
Nevada Certification #: PA014572018-1
New Hampshire/TNI Certification #: 297617
New Jersey/TNI Certification #: PA051
New Mexico Certification #: PA01457
New York/TNI Certification #: 10888
North Carolina Certification #: 42706
North Dakota Certification #: R-190
Ohio EPA Rad Approval: #41249
Oregon/TNI Certification #: PA200002-010
Pennsylvania/TNI Certification #: 65-00282
Puerto Rico Certification #: PA01457
Rhode Island Certification #: 65-00282
South Dakota Certification
Tennessee Certification #: 02867
Texas/TNI Certification #: T104704188-17-3
Utah/TNI Certification #: PA014572017-9
USDA Soil Permit #: P330-17-00091
Vermont Dept. of Health: ID# VT-0282
Virgin Island/PADEP Certification
Virginia/VELAP Certification #: 460198
Washington Certification #: C868
West Virginia DEP Certification #: 143
West Virginia DHHR Certification #: 9964C
Wisconsin Approve List for Rad
Wyoming Certification #: 8TMS-L

This report shall not be reproduced, except in full,
without the written consent of Pace Analytical Services, LLC.

Pace Analytical Services, LLC
110 Technology Parkway
Peachtree Corners, GA 30092
(770)734-4200

SAMPLE SUMMARY

Project: BOWEN AP-1 RAD-Revised Report
Pace Project No.: 92617402

Lab ID	Sample ID	Matrix	Date Collected	Date Received
92617402001	**BGWA-2**	Water	07/26/22 13:42	07/28/22 10:12
92617402002	**BGWA-29**	Water	07/26/22 10:56	07/28/22 10:12
92617402003	**BGWA-47D**	Water	07/26/22 12:20	07/28/22 10:12
92617402004	**BGWA-48D**	Water	07/26/22 10:51	07/28/22 10:12
92617402005	**BGWC-8**	Water	07/26/22 13:34	07/28/22 10:12
92617402006	**BGWC-9**	Water	07/26/22 15:18	07/28/22 10:12
92617402007	**BGWC-14A**	Water	07/26/22 15:15	07/28/22 10:12
92617402008	**BGWA-6**	Water	07/26/22 12:30	07/28/22 10:12
92617402009	**BGWC-44D**	Water	07/26/22 11:05	07/28/22 10:12
92617402010	**BGWC-50D**	Water	07/26/22 14:45	07/28/22 10:12
92617402011	**FB-1**	Water	07/26/22 15:50	07/28/22 10:12
92617402012	**DUP-1**	Water	07/26/22 00:00	07/28/22 10:12
92617402013	**BGWC-12**	Water	07/27/22 12:53	07/28/22 10:12
92617402014	**BGWC-16**	Water	07/27/22 10:00	07/28/22 10:12
92617402015	**BGWC-17**	Water	07/27/22 11:45	07/28/22 10:12
92617402016	**BGWC-18**	Water	07/27/22 13:30	07/28/22 10:12
92617402017	**BGWC-19**	Water	07/27/22 15:20	07/28/22 10:12
92617402018	**BGWC-20**	Water	07/27/22 15:10	07/28/22 10:12
92617402019	**BGWC-25**	Water	07/27/22 15:05	07/28/22 10:12
92617402020	**FB-2**	Water	07/27/22 16:00	07/28/22 10:12
92617402021	**DUP-2**	Water	07/27/22 00:00	07/28/22 10:12
92617402022	**BGWC-7**	Water	07/28/22 10:00	08/01/22 10:54
92617402023	**BGWC-10**	Water	07/28/22 11:04	08/01/22 10:54
92617402024	**BGWC-21**	Water	07/28/22 14:45	08/01/22 10:54
92617402025	**BGWC-31**	Water	07/28/22 12:42	08/01/22 10:54
92617402026	**BGWC-34D**	Water	07/28/22 11:10	08/01/22 10:54
92617402027	**BGWC-35D**	Water	07/28/22 10:10	08/01/22 10:54
92617402028	**BGWC-37D**	Water	07/28/22 11:30	08/01/22 10:54
92617402029	**BGWC-40**	Water	07/28/22 14:44	08/01/22 10:54
92617402030	**BGWC-42D**	Water	07/28/22 13:00	08/01/22 10:54
92617402031	**BGWC-52**	Water	07/28/22 14:42	08/01/22 10:54
92617402032	**FB-3**	Water	07/28/22 15:30	08/01/22 10:54
92617402033	**DUP-3**	Water	07/28/22 00:00	08/01/22 10:54
92617402034	**BGWC-32**	Water	07/29/22 10:46	08/01/22 10:54
92617402035	**BGWC-36D**	Water	07/29/22 10:00	08/01/22 10:54
92617402036	**BGWC-41D**	Water	07/29/22 09:49	08/01/22 10:54
92617402037	**FB-4**	Water	07/29/22 10:45	08/01/22 10:54

This report shall not be reproduced, except in full,
without the written consent of Pace Analytical Services, LLC.

Pace Analytical Services, LLC
110 Technology Parkway
Peachtree Corners, GA 30092
(770)734-4200

SAMPLE SUMMARY

Project: BOWEN AP-1 RAD-Revised Report
Pace Project No.: 92617402

Lab ID	Sample ID	Matrix	Date Collected	Date Received
92617402038	**BGWC-22**	Water	08/02/22 12:35	08/04/22 10:00
92617402039	**BGWC-24**	Water	08/02/22 10:45	08/04/22 10:00
92617402040	**BGWC-38D**	Water	08/02/22 10:05	08/04/22 10:00
92617402041	**BGWC-39**	Water	08/02/22 09:30	08/04/22 10:00
92617402042	**FB-6**	Water	08/02/22 12:25	08/04/22 10:00
92617402043	**DUP-5**	Water	08/02/22 00:00	08/04/22 10:00
92617402044	**EB-2**	Water	08/02/22 12:30	08/04/22 10:00
92617402045	**PZ-7**	Water	08/02/22 11:35	08/04/22 10:00
92617402046	**BGWC-23**	Water	08/01/22 15:30	08/04/22 10:00
92617402047	**BGWC-30**	Water	08/01/22 10:20	08/04/22 10:00
92617402048	**BGWC-43D**	Water	08/01/22 14:45	08/04/22 10:00
92617402049	**BGWC-49D**	Water	08/01/22 13:00	08/04/22 10:00
92617402050	**BGWC-51**	Water	08/01/22 12:00	08/04/22 10:00
92617402051	**FB-5**	Water	08/01/22 16:15	08/04/22 10:00
92617402052	**DUP-4**	Water	08/01/22 00:00	08/04/22 10:00
92617402053	**EB-1**	Water	08/01/22 16:25	08/04/22 10:00

This report shall not be reproduced, except in full,
without the written consent of Pace Analytical Services, LLC.

Pace Analytical Services, LLC
110 Technology Parkway
Peachtree Corners, GA 30092
(770)734-4200

SAMPLE ANALYTE COUNT

Project: BOWEN AP-1 RAD-Revised Report
Pace Project No.: 92617402

Lab ID	Sample ID	Method	Analysts	Analytes Reported	Laboratory
92617402001	**BGWA-2**	EPA 9315	RMS	1	PASI-PA
		EPA 9320	VAL	1	PASI-PA
		Total Radium Calculation	LAL	1	PASI-PA
92617402002	**BGWA-29**	EPA 9315	RMS	1	PASI-PA
		EPA 9320	VAL	1	PASI-PA
		Total Radium Calculation	LAL	1	PASI-PA
92617402003	**BGWA-47D**	EPA 9315	RMS	1	PASI-PA
		EPA 9320	VAL	1	PASI-PA
		Total Radium Calculation	LAL	1	PASI-PA
92617402004	**BGWA-48D**	EPA 9315	RMS	1	PASI-PA
		EPA 9320	VAL	1	PASI-PA
		Total Radium Calculation	LAL	1	PASI-PA
92617402005	**BGWC-8**	EPA 9315	RMS	1	PASI-PA
		EPA 9320	VAL	1	PASI-PA
		Total Radium Calculation	LAL	1	PASI-PA
92617402006	**BGWC-9**	EPA 9315	RMS	1	PASI-PA
		EPA 9320	VAL	1	PASI-PA
		Total Radium Calculation	LAL	1	PASI-PA
92617402007	**BGWC-14A**	EPA 9315	RMS	1	PASI-PA
		EPA 9320	VAL	1	PASI-PA
		Total Radium Calculation	LAL	1	PASI-PA
92617402008	**BGWA-6**	EPA 9315	RMS	1	PASI-PA
		EPA 9320	VAL	1	PASI-PA
		Total Radium Calculation	LAL	1	PASI-PA
92617402009	**BGWC-44D**	EPA 9315	RMS	1	PASI-PA
		EPA 9320	VAL	1	PASI-PA
		Total Radium Calculation	LAL	1	PASI-PA
92617402010	**BGWC-50D**	EPA 9315	RMS	1	PASI-PA
		EPA 9320	VAL	1	PASI-PA
		Total Radium Calculation	LAL	1	PASI-PA
92617402011	**FB-1**	EPA 9315	RMS	1	PASI-PA
		EPA 9320	VAL	1	PASI-PA
		Total Radium Calculation	LAL	1	PASI-PA
92617402012	**DUP-1**	EPA 9315	RMS	1	PASI-PA
		EPA 9320	VAL	1	PASI-PA
		Total Radium Calculation	LAL	1	PASI-PA
92617402013	**BGWC-12**	EPA 9315	RMS	1	PASI-PA

This report shall not be reproduced, except in full,
without the written consent of Pace Analytical Services, LLC.

Pace Analytical Services, LLC
110 Technology Parkway
Peachtree Corners, GA 30092
(770)734-4200

SAMPLE ANALYTE COUNT

Project: BOWEN AP-1 RAD-Revised Report
Pace Project No.: 92617402

Lab ID	Sample ID	Method	Analysts	Analytes Reported	Laboratory
		EPA 9320	VAL	1	PASI-PA
		Total Radium Calculation	LAL	1	PASI-PA
92617402014	**BGWC-16**	EPA 9315	RMS	1	PASI-PA
		EPA 9320	VAL	1	PASI-PA
		Total Radium Calculation	LAL	1	PASI-PA
92617402015	**BGWC-17**	EPA 9315	RMS	1	PASI-PA
		EPA 9320	VAL	1	PASI-PA
		Total Radium Calculation	LAL	1	PASI-PA
92617402016	**BGWC-18**	EPA 9315	RMS	1	PASI-PA
		EPA 9320	VAL	1	PASI-PA
		Total Radium Calculation	LAL	1	PASI-PA
92617402017	**BGWC-19**	EPA 9315	RMS	1	PASI-PA
		EPA 9320	VAL	1	PASI-PA
		Total Radium Calculation	LAL	1	PASI-PA
92617402018	**BGWC-20**	EPA 9315	RMS	1	PASI-PA
		EPA 9320	VAL	1	PASI-PA
		Total Radium Calculation	LAL	1	PASI-PA
92617402019	**BGWC-25**	EPA 9315	RMS	1	PASI-PA
		EPA 9320	VAL	1	PASI-PA
		Total Radium Calculation	LAL	1	PASI-PA
92617402020	**FB-2**	EPA 9315	RMS	1	PASI-PA
		EPA 9320	VAL	1	PASI-PA
		Total Radium Calculation	LAL	1	PASI-PA
92617402021	**DUP-2**	EPA 9315	RMS	1	PASI-PA
		EPA 9320	VAL	1	PASI-PA
		Total Radium Calculation	LAL	1	PASI-PA
92617402022	**BGWC-7**	EPA 9315	RMS	1	PASI-PA
		EPA 9320	VAL	1	PASI-PA
		Total Radium Calculation	JAL	1	PASI-PA
92617402023	**BGWC-10**	EPA 9315	RMS	1	PASI-PA
		EPA 9320	VAL	1	PASI-PA
		Total Radium Calculation	JAL	1	PASI-PA
92617402024	**BGWC-21**	EPA 9315	RMS	1	PASI-PA
		EPA 9320	VAL	1	PASI-PA
		Total Radium Calculation	JAL	1	PASI-PA
92617402025	**BGWC-31**	EPA 9315	RMS	1	PASI-PA
		EPA 9320	VAL	1	PASI-PA

This report shall not be reproduced, except in full,
without the written consent of Pace Analytical Services, LLC.

Pace Analytical Services, LLC
110 Technology Parkway
Peachtree Corners, GA 30092
(770)734-4200

SAMPLE ANALYTE COUNT

Project: BOWEN AP-1 RAD-Revised Report
Pace Project No.: 92617402

Lab ID	Sample ID	Method	Analysts	Analytes Reported	Laboratory
		Total Radium Calculation	JAL	1	PASI-PA
92617402026	**BGWC-34D**	EPA 9315	RMS	1	PASI-PA
		EPA 9320	VAL	1	PASI-PA
		Total Radium Calculation	JAL	1	PASI-PA
92617402027	**BGWC-35D**	EPA 9315	RMS	1	PASI-PA
		EPA 9320	VAL	1	PASI-PA
		Total Radium Calculation	JAL	1	PASI-PA
92617402028	**BGWC-37D**	EPA 9315	RMS	1	PASI-PA
		EPA 9320	VAL	1	PASI-PA
		Total Radium Calculation	JAL	1	PASI-PA
92617402029	**BGWC-40**	EPA 9315	RMS	1	PASI-PA
		EPA 9320	VAL	1	PASI-PA
		Total Radium Calculation	JAL	1	PASI-PA
92617402030	**BGWC-42D**	EPA 9315	RMS	1	PASI-PA
		EPA 9320	VAL	1	PASI-PA
		Total Radium Calculation	JAL	1	PASI-PA
92617402031	**BGWC-52**	EPA 9315	RMS	1	PASI-PA
		EPA 9320	VAL	1	PASI-PA
		Total Radium Calculation	JAL	1	PASI-PA
92617402032	**FB-3**	EPA 9315	RMS	1	PASI-PA
		EPA 9320	VAL	1	PASI-PA
		Total Radium Calculation	JAL	1	PASI-PA
92617402033	**DUP-3**	EPA 9315	RMS	1	PASI-PA
		EPA 9320	VAL	1	PASI-PA
		Total Radium Calculation	JAL	1	PASI-PA
92617402034	**BGWC-32**	EPA 9315	RMS	1	PASI-PA
		EPA 9320	VAL	1	PASI-PA
		Total Radium Calculation	JAL	1	PASI-PA
92617402035	**BGWC-36D**	EPA 9315	RMS	1	PASI-PA
		EPA 9320	VAL	1	PASI-PA
		Total Radium Calculation	JAL	1	PASI-PA
92617402036	**BGWC-41D**	EPA 9315	RMS	1	PASI-PA
		EPA 9320	VAL	1	PASI-PA
		Total Radium Calculation	JAL	1	PASI-PA
92617402037	**FB-4**	EPA 9315	RMS	1	PASI-PA
		EPA 9320	VAL	1	PASI-PA
		Total Radium Calculation	JAL	1	PASI-PA

This report shall not be reproduced, except in full,
without the written consent of Pace Analytical Services, LLC.

Pace Analytical Services, LLC
110 Technology Parkway
Peachtree Corners, GA 30092
(770)734-4200

SAMPLE ANALYTE COUNT

Project: BOWEN AP-1 RAD-Revised Report
Pace Project No.: 92617402

Lab ID	Sample ID	Method	Analysts	Analytes Reported	Laboratory
92617402038	**BGWC-22**	EPA 9315	RMS	1	PASI-PA
		EPA 9320	VAL	1	PASI-PA
		Total Radium Calculation	JAL	1	PASI-PA
92617402039	**BGWC-24**	EPA 9315	RMS	1	PASI-PA
		EPA 9320	VAL	1	PASI-PA
		Total Radium Calculation	JAL	1	PASI-PA
92617402040	**BGWC-38D**	EPA 9315	RMS	1	PASI-PA
		EPA 9320	VAL	1	PASI-PA
		Total Radium Calculation	JAL	1	PASI-PA
92617402041	**BGWC-39**	EPA 9315	RMS	1	PASI-PA
		EPA 9320	VAL	1	PASI-PA
		Total Radium Calculation	JAL	1	PASI-PA
92617402042	**FB-6**	EPA 9315	RMS	1	PASI-PA
		EPA 9320	VAL	1	PASI-PA
		Total Radium Calculation	JAL	1	PASI-PA
92617402043	**DUP-5**	EPA 9315	RMS	1	PASI-PA
		EPA 9320	VAL	1	PASI-PA
		Total Radium Calculation	JAL	1	PASI-PA
92617402044	**EB-2**	EPA 9315	RMS	1	PASI-PA
		EPA 9320	VAL	1	PASI-PA
		Total Radium Calculation	JAL	1	PASI-PA
92617402045	**PZ-7**	EPA 9315	RMS	1	PASI-PA
		EPA 9320	VAL	1	PASI-PA
		Total Radium Calculation	JAL	1	PASI-PA
92617402046	**BGWC-23**	EPA 9315	RMS	1	PASI-PA
		EPA 9320	VAL	1	PASI-PA
		Total Radium Calculation	JAL	1	PASI-PA
92617402047	**BGWC-30**	EPA 9315	RMS	1	PASI-PA
		EPA 9320	VAL	1	PASI-PA
		Total Radium Calculation	JAL	1	PASI-PA
92617402048	**BGWC-43D**	EPA 9315	RMS	1	PASI-PA
		EPA 9320	VAL	1	PASI-PA
		Total Radium Calculation	JAL	1	PASI-PA
92617402049	**BGWC-49D**	EPA 9315	RMS	1	PASI-PA
		EPA 9320	VAL	1	PASI-PA
		Total Radium Calculation	JAL	1	PASI-PA
92617402050	**BGWC-51**	EPA 9315	RMS	1	PASI-PA

This report shall not be reproduced, except in full,
without the written consent of Pace Analytical Services, LLC.

Pace Analytical Services, LLC
110 Technology Parkway
Peachtree Corners, GA 30092
(770)734-4200

SAMPLE ANALYTE COUNT

Project: BOWEN AP-1 RAD-Revised Report
Pace Project No.: 92617402

Lab ID	Sample ID	Method	Analysts	Analytes Reported	Laboratory
		EPA 9320	VAL	1	PASI-PA
		Total Radium Calculation	JAL	1	PASI-PA
92617402051	**FB-5**	EPA 9315	RMS	1	PASI-PA
		EPA 9320	VAL	1	PASI-PA
		Total Radium Calculation	JAL	1	PASI-PA
92617402052	**DUP-4**	EPA 9315	RMS	1	PASI-PA
		EPA 9320	VAL	1	PASI-PA
		Total Radium Calculation	JAL	1	PASI-PA
92617402053	**EB-1**	EPA 9315	RMS	1	PASI-PA
		EPA 9320	VAL	1	PASI-PA
		Total Radium Calculation	JAL	1	PASI-PA

PASI-PA = Pace Analytical Services - Greensburg

This report shall not be reproduced, except in full,
without the written consent of Pace Analytical Services, LLC.

Pace Analytical Services, LLC
110 Technology Parkway
Peachtree Corners, GA 30092
(770)734-4200

SUMMARY OF DETECTION

Project: BOWEN AP-1 RAD-Revised Report
Pace Project No.: 92617402

Lab Sample ID Method	Client Sample ID Parameters	Result	Units	Report Limit	Analyzed	Qualifiers
92617402001	**BGWA-2**					
EPA 9315	Radium-226	0.263 ± 0.142 (0.194) C:92% T:NA	pCi/L		08/29/22 10:38	
EPA 9320	Radium-228	1.27 ± 0.653 (1.15) C:68% T:88%	pCi/L		08/23/22 15:58	
Total Radium Calculation	Total Radium	1.53 ± 0.795 (1.34)	pCi/L		08/29/22 15:34	
92617402002	**BGWA-29**					
EPA 9315	Radium-226	0.107 ± 0.0983 (0.181) C:93% T:NA	pCi/L		08/29/22 09:34	
EPA 9320	Radium-228	0.527 ± 0.502 (1.03) C:75% T:86%	pCi/L		08/23/22 15:58	
Total Radium Calculation	Total Radium	0.634 ± 0.600 (1.21)	pCi/L		08/29/22 15:34	
92617402003	**BGWA-47D**					
EPA 9315	Radium-226	0.258 ± 0.137 (0.188) C:94% T:NA	pCi/L		08/29/22 09:34	
EPA 9320	Radium-228	1.25 ± 0.600 (1.03) C:77% T:89%	pCi/L		08/23/22 15:58	
Total Radium Calculation	Total Radium	1.51 ± 0.737 (1.22)	pCi/L		08/29/22 15:34	
92617402004	**BGWA-48D**					
EPA 9315	Radium-226	0.0698 ± 0.0834 (0.167) C:88% T:NA	pCi/L		08/29/22 09:34	
EPA 9320	Radium-228	1.20 ± 0.691 (1.27) C:71% T:78%	pCi/L		08/23/22 15:58	
Total Radium Calculation	Total Radium	1.27 ± 0.774 (1.44)	pCi/L		08/29/22 15:34	

This report shall not be reproduced, except in full,
without the written consent of Pace Analytical Services, LLC.

Pace Analytical Services, LLC
110 Technology Parkway
Peachtree Corners, GA 30092
(770)734-4200

SUMMARY OF DETECTION

Project: BOWEN AP-1 RAD-Revised Report
Pace Project No.: 92617402

Lab Sample ID Method	Client Sample ID Parameters	Result	Units	Report Limit	Analyzed	Qualifiers
92617402005	**BGWC-8**					
EPA 9315	Radium-226	0.184 ± 0.118 (0.175) C:87% T:NA	pCi/L		08/29/22 09:34	
EPA 9320	Radium-228	0.339 ± 0.558 (1.21) C:70% T:83%	pCi/L		08/23/22 15:58	
Total Radium Calculation	Total Radium	0.523 ± 0.676 (1.39)	pCi/L		08/29/22 15:34	
92617402006	**BGWC-9**					
EPA 9315	Radium-226	0.240 ± 0.151 (0.256) C:87% T:NA	pCi/L		08/29/22 09:34	
EPA 9320	Radium-228	0.626 ± 0.538 (1.08) C:73% T:86%	pCi/L		08/23/22 15:59	
Total Radium Calculation	Total Radium	0.866 ± 0.689 (1.34)	pCi/L		08/29/22 15:34	
92617402007	**BGWC-14A**					
EPA 9315	Radium-226	0.154 ± 0.115 (0.194) C:92% T:NA	pCi/L		08/29/22 09:34	
EPA 9320	Radium-228	0.505 ± 0.496 (1.02) C:72% T:91%	pCi/L		08/23/22 15:59	
Total Radium Calculation	Total Radium	0.659 ± 0.611 (1.21)	pCi/L		08/29/22 15:34	
92617402008	**BGWA-6**					
EPA 9315	Radium-226	0.200 ± 0.121 (0.176) C:91% T:NA	pCi/L		08/29/22 09:34	
EPA 9320	Radium-228	0.953 ± 0.763 (1.54) C:69% T:86%	pCi/L		08/23/22 16:05	
Total Radium Calculation	Total Radium	1.15 ± 0.884 (1.72)	pCi/L		08/29/22 15:34	

This report shall not be reproduced, except in full,
without the written consent of Pace Analytical Services, LLC.

Pace Analytical Services, LLC
110 Technology Parkway
Peachtree Corners, GA 30092
(770)734-4200

SUMMARY OF DETECTION

Project: BOWEN AP-1 RAD-Revised Report
Pace Project No.: 92617402

Lab Sample ID Method	Client Sample ID Parameters	Result	Units	Report Limit	Analyzed	Qualifiers
92617402009	**BGWC-44D**					
EPA 9315	Radium-226	0.126 ± 0.103 (0.180) C:90% T:NA	pCi/L		08/29/22 09:34	
EPA 9320	Radium-228	0.692 ± 0.874 (1.87) C:73% T:75%	pCi/L		08/23/22 16:05	
Total Radium Calculation	Total Radium	0.818 ± 0.977 (2.05)	pCi/L		08/29/22 15:34	
92617402010	**BGWC-50D**					
EPA 9315	Radium-226	0.411 ± 0.188 (0.254) C:82% T:NA	pCi/L		08/29/22 08:47	
EPA 9320	Radium-228	0.591 ± 0.451 (0.884) C:75% T:78%	pCi/L		08/23/22 16:39	
Total Radium Calculation	Total Radium	1.00 ± 0.639 (1.14)	pCi/L		08/29/22 15:34	
92617402011	**FB-1**					
EPA 9315	Radium-226	0.0552 ± 0.0928 (0.208) C:94% T:NA	pCi/L		08/29/22 08:49	
EPA 9320	Radium-228	0.229 ± 0.375 (0.816) C:77% T:88%	pCi/L		08/23/22 16:38	
Total Radium Calculation	Total Radium	0.284 ± 0.468 (1.02)	pCi/L		08/29/22 15:34	
92617402012	**DUP-1**					
EPA 9315	Radium-226	0.128 ± 0.107 (0.193) C:96% T:NA	pCi/L		08/29/22 08:50	
EPA 9320	Radium-228	-0.303 ± 0.435 (1.09) C:71% T:89%	pCi/L		08/23/22 18:40	
Total Radium Calculation	Total Radium	0.128 ± 0.542 (1.28)	pCi/L		08/29/22 15:34	

This report shall not be reproduced, except in full,
without the written consent of Pace Analytical Services, LLC.

Pace Analytical Services, LLC
110 Technology Parkway
Peachtree Corners, GA 30092
(770)734-4200

SUMMARY OF DETECTION

Project: BOWEN AP-1 RAD-Revised Report
Pace Project No.: 92617402

Lab Sample ID Method	Client Sample ID Parameters	Result	Units	Report Limit	Analyzed	Qualifiers
92617402013	**BGWC-12**					
EPA 9315	Radium-226	0.0443 ± 0.0687 (0.149) C:96% T:NA	pCi/L		08/29/22 08:51	
EPA 9320	Radium-228	0.661 ± 0.519 (1.02) C:73% T:86%	pCi/L		08/23/22 18:40	
Total Radium Calculation	Total Radium	0.705 ± 0.588 (1.17)	pCi/L		08/29/22 15:34	
92617402014	**BGWC-16**					
EPA 9315	Radium-226	0.345 ± 0.153 (0.184) C:95% T:NA	pCi/L		08/29/22 08:51	
EPA 9320	Radium-228	0.572 ± 0.457 (0.897) C:75% T:88%	pCi/L		08/23/22 18:41	
Total Radium Calculation	Total Radium	0.917 ± 0.610 (1.08)	pCi/L		08/29/22 15:34	
92617402015	**BGWC-17**					
EPA 9315	Radium-226	-0.0130 ± 0.0564 (0.178) C:86% T:NA	pCi/L		08/29/22 08:52	
EPA 9320	Radium-228	0.138 ± 0.434 (0.983) C:73% T:84%	pCi/L		08/23/22 18:41	
Total Radium Calculation	Total Radium	0.138 ± 0.490 (1.16)	pCi/L		08/29/22 15:34	
92617402016	**BGWC-18**					
EPA 9315	Radium-226	0.239 ± 0.140 (0.216) C:92% T:NA	pCi/L		08/29/22 08:52	
EPA 9320	Radium-228	0.498 ± 0.683 (1.46) C:70% T:79%	pCi/L		08/23/22 19:15	
Total Radium Calculation	Total Radium	0.737 ± 0.823 (1.68)	pCi/L		08/29/22 15:34	

This report shall not be reproduced, except in full,
without the written consent of Pace Analytical Services, LLC.

Pace Analytical Services, LLC
110 Technology Parkway
Peachtree Corners, GA 30092
(770)734-4200

SUMMARY OF DETECTION

Project: BOWEN AP-1 RAD-Revised Report
Pace Project No.: 92617402

Lab Sample ID Method	Client Sample ID Parameters	Result	Units	Report Limit	Analyzed	Qualifiers
92617402017	**BGWC-19**					
EPA 9315	Radium-226	0.260 ± 0.135 (0.172) C:89% T:NA	pCi/L		08/29/22 08:28	
EPA 9320	Radium-228	0.704 ± 0.581 (1.16) C:73% T:86%	pCi/L		08/23/22 19:15	
Total Radium Calculation	Total Radium	0.964 ± 0.716 (1.33)	pCi/L		08/29/22 15:34	
92617402018	**BGWC-20**					
EPA 9315	Radium-226	0.313 ± 0.158 (0.221) C:95% T:NA	pCi/L		08/29/22 08:29	
EPA 9320	Radium-228	1.22 ± 0.686 (1.27) C:70% T:91%	pCi/L		08/23/22 19:15	
Total Radium Calculation	Total Radium	1.53 ± 0.844 (1.49)	pCi/L		08/29/22 15:34	
92617402019	**BGWC-25**					
EPA 9315	Radium-226	0.0147 ± 0.0792 (0.206) C:91% T:NA	pCi/L		08/29/22 08:29	
EPA 9320	Radium-228	1.08 ± 0.601 (1.10) C:71% T:95%	pCi/L		08/23/22 19:15	
Total Radium Calculation	Total Radium	1.09 ± 0.680 (1.31)	pCi/L		08/29/22 15:34	
92617402020	**FB-2**					
EPA 9315	Radium-226	0.0693 ± 0.0917 (0.192) C:95% T:NA	pCi/L		08/29/22 08:29	
EPA 9320	Radium-228	0.154 ± 0.606 (1.37) C:71% T:74%	pCi/L		08/23/22 19:16	
Total Radium Calculation	Total Radium	0.223 ± 0.698 (1.56)	pCi/L		08/29/22 15:34	

This report shall not be reproduced, except in full,
without the written consent of Pace Analytical Services, LLC.

Pace Analytical Services, LLC
110 Technology Parkway
Peachtree Corners, GA 30092
(770)734-4200

SUMMARY OF DETECTION

Project: BOWEN AP-1 RAD-Revised Report
Pace Project No.: 92617402

Lab Sample ID Method	Client Sample ID Parameters	Result	Units	Report Limit	Analyzed	Qualifiers
92617402021	**DUP-2**					
EPA 9315	Radium-226	0.0321 ± 0.0640 (0.148) C:86% T:NA	pCi/L		08/29/22 12:31	
EPA 9320	Radium-228	0.305 ± 0.342 (0.715) C:73% T:88%	pCi/L		08/25/22 11:35	
Total Radium Calculation	Total Radium	0.337 ± 0.406 (0.863)	pCi/L		08/29/22 16:17	
92617402022	**BGWC-7**					
EPA 9315	Radium-226	0.961 ± 0.261 (0.183) C:91% T:NA	pCi/L		08/30/22 09:19	
EPA 9320	Radium-228	0.261 ± 0.538 (1.19) C:78% T:94%	pCi/L		08/25/22 20:24	
Total Radium Calculation	Total Radium	1.22 ± 0.799 (1.37)	pCi/L		08/30/22 19:28	
92617402023	**BGWC-10**					
EPA 9315	Radium-226	0.767 ± 0.235 (0.184) C:83% T:NA	pCi/L		08/30/22 09:19	
EPA 9320	Radium-228	0.409 ± 0.665 (1.45) C:67% T:84%	pCi/L		08/25/22 20:25	
Total Radium Calculation	Total Radium	1.18 ± 0.900 (1.63)	pCi/L		08/30/22 19:28	
92617402024	**BGWC-21**					
EPA 9315	Radium-226	0.150 ± 0.111 (0.185) C:87% T:NA	pCi/L		08/30/22 09:19	
EPA 9320	Radium-228	0.274 ± 0.552 (1.22) C:77% T:87%	pCi/L		08/25/22 20:25	
Total Radium Calculation	Total Radium	0.424 ± 0.663 (1.41)	pCi/L		08/30/22 19:28	

This report shall not be reproduced, except in full,
without the written consent of Pace Analytical Services, LLC.

Pace Analytical Services, LLC
110 Technology Parkway
Peachtree Corners, GA 30092
(770)734-4200

SUMMARY OF DETECTION

Project: BOWEN AP-1 RAD-Revised Report
Pace Project No.: 92617402

Lab Sample ID Method	Client Sample ID Parameters	Result	Units	Report Limit	Analyzed	Qualifiers
92617402025	**BGWC-31**					
EPA 9315	Radium-226	0.646 ± 0.216 (0.175) C:78% T:NA	pCi/L		08/30/22 09:19	
EPA 9320	Radium-228	0.0383 ± 0.474 (1.11) C:74% T:91%	pCi/L		08/25/22 20:25	
Total Radium Calculation	Total Radium	0.684 ± 0.690 (1.29)	pCi/L		08/30/22 19:28	
92617402026	**BGWC-34D**					
EPA 9315	Radium-226	1.95 ± 0.427 (0.174) C:80% T:NA	pCi/L		08/30/22 09:19	
EPA 9320	Radium-228	0.786 ± 0.613 (1.20) C:69% T:92%	pCi/L		08/25/22 20:25	
Total Radium Calculation	Total Radium	2.74 ± 1.04 (1.37)	pCi/L		08/30/22 19:28	
92617402027	**BGWC-35D**					
EPA 9315	Radium-226	1.25 ± 0.308 (0.177) C:90% T:NA	pCi/L		08/30/22 11:42	
EPA 9320	Radium-228	1.46 ± 0.723 (1.25) C:73% T:92%	pCi/L		08/25/22 20:25	
Total Radium Calculation	Total Radium	2.71 ± 1.03 (1.43)	pCi/L		08/30/22 19:28	
92617402028	**BGWC-37D**					
EPA 9315	Radium-226	0.788 ± 0.246 (0.203) C:78% T:NA	pCi/L		08/30/22 09:19	
EPA 9320	Radium-228	2.13 ± 0.887 (1.42) C:72% T:84%	pCi/L		08/25/22 20:25	
Total Radium Calculation	Total Radium	2.92 ± 1.13 (1.62)	pCi/L		08/30/22 19:28	

This report shall not be reproduced, except in full,
without the written consent of Pace Analytical Services, LLC.

Pace Analytical Services, LLC
110 Technology Parkway
Peachtree Corners, GA 30092
(770)734-4200

SUMMARY OF DETECTION

Project: BOWEN AP-1 RAD-Revised Report
Pace Project No.: 92617402

Lab Sample ID Method	Client Sample ID Parameters	Result	Units	Report Limit	Analyzed	Qualifiers
92617402029	**BGWC-40**					
EPA 9315	Radium-226	0.144 ± 0.103 (0.166) C:89% T:NA	pCi/L		08/30/22 09:19	
EPA 9320	Radium-228	0.512 ± 0.623 (1.32) C:72% T:89%	pCi/L		08/25/22 20:26	
Total Radium Calculation	Total Radium	0.656 ± 0.726 (1.49)	pCi/L		08/30/22 19:28	
92617402030	**BGWC-42D**					
EPA 9315	Radium-226	0.239 ± 0.126 (0.168) C:89% T:NA	pCi/L		08/30/22 09:19	
EPA 9320	Radium-228	0.264 ± 0.498 (1.10) C:70% T:86%	pCi/L		08/25/22 20:26	
Total Radium Calculation	Total Radium	0.503 ± 0.624 (1.27)	pCi/L		08/30/22 19:28	
92617402031	**BGWC-52**					
EPA 9315	Radium-226	0.0626 ± 0.0963 (0.213) C:95% T:NA	pCi/L		08/30/22 08:41	
EPA 9320	Radium-228	0.959 ± 0.714 (1.39) C:75% T:78%	pCi/L		08/25/22 20:26	
Total Radium Calculation	Total Radium	1.02 ± 0.810 (1.60)	pCi/L		08/30/22 19:28	
92617402032	**FB-3**					
EPA 9315	Radium-226	0.0635 ± 0.0895 (0.193) C:95% T:NA	pCi/L		08/30/22 08:42	
EPA 9320	Radium-228	0.241 ± 0.553 (1.23) C:67% T:96%	pCi/L		08/25/22 20:26	
Total Radium Calculation	Total Radium	0.305 ± 0.643 (1.42)	pCi/L		08/30/22 19:28	

This report shall not be reproduced, except in full,
without the written consent of Pace Analytical Services, LLC.

Pace Analytical Services, LLC
110 Technology Parkway
Peachtree Corners, GA 30092
(770)734-4200

SUMMARY OF DETECTION

Project: BOWEN AP-1 RAD-Revised Report
Pace Project No.: 92617402

Lab Sample ID Method	Client Sample ID Parameters	Result	Units	Report Limit	Analyzed	Qualifiers
92617402033	**DUP-3**					
EPA 9315	Radium-226	0.598 ± 0.232 (0.250) C:63% T:NA	pCi/L		08/30/22 08:44	
EPA 9320	Radium-228	0.606 ± 0.565 (1.14) C:69% T:92%	pCi/L		08/25/22 20:26	
Total Radium Calculation	Total Radium	1.20 ± 0.797 (1.39)	pCi/L		08/30/22 19:28	
92617402034	**BGWC-32**					
EPA 9315	Radium-226	0.695 ± 0.214 (0.159) C:91% T:NA	pCi/L		08/30/22 08:45	
EPA 9320	Radium-228	1.12 ± 0.667 (1.23) C:74% T:90%	pCi/L		08/25/22 20:27	
Total Radium Calculation	Total Radium	1.82 ± 0.881 (1.39)	pCi/L		08/30/22 19:28	
92617402035	**BGWC-36D**					
EPA 9315	Radium-226	0.482 ± 0.182 (0.202) C:91% T:NA	pCi/L		08/30/22 08:45	
EPA 9320	Radium-228	0.986 ± 0.771 (1.53) C:69% T:85%	pCi/L		08/25/22 20:27	
Total Radium Calculation	Total Radium	1.47 ± 0.953 (1.73)	pCi/L		08/30/22 19:28	
92617402036	**BGWC-41D**					
EPA 9315	Radium-226	0.886 ± 0.252 (0.178) C:95% T:NA	pCi/L		08/30/22 08:25	
EPA 9320	Radium-228	0.717 ± 0.684 (1.40) C:69% T:84%	pCi/L		08/25/22 20:27	
Total Radium Calculation	Total Radium	1.60 ± 0.936 (1.58)	pCi/L		08/30/22 19:28	

This report shall not be reproduced, except in full,
without the written consent of Pace Analytical Services, LLC.

Pace Analytical Services, LLC
110 Technology Parkway
Peachtree Corners, GA 30092
(770)734-4200

SUMMARY OF DETECTION

Project: BOWEN AP-1 RAD-Revised Report
Pace Project No.: 92617402

Lab Sample ID Method	Client Sample ID Parameters	Result	Units	Report Limit	Analyzed	Qualifiers
92617402037	**FB-4**					
EPA 9315	Radium-226	0.0694 ± 0.0685 (0.117) C:94% T:NA	pCi/L		08/30/22 08:21	
EPA 9320	Radium-228	0.325 ± 0.451 (0.963) C:73% T:95%	pCi/L		08/25/22 20:28	
Total Radium Calculation	Total Radium	0.394 ± 0.520 (1.08)	pCi/L		08/30/22 19:28	
92617402038	**BGWC-22**					
EPA 9315	Radium-226	0.741 ± 0.300 (0.428) C:99% T:NA	pCi/L		09/05/22 09:49	
EPA 9320	Radium-228	1.58 ± 0.560 (0.823) C:67% T:93%	pCi/L		08/30/22 12:38	
Total Radium Calculation	Total Radium	2.32 ± 0.860 (1.25)	pCi/L		09/06/22 15:25	
92617402039	**BGWC-24**					
EPA 9315	Radium-226	0.0588 ± 0.138 (0.327) C:85% T:NA	pCi/L		09/05/22 08:49	
EPA 9320	Radium-228	0.781 ± 0.435 (0.799) C:71% T:90%	pCi/L		08/30/22 12:38	
Total Radium Calculation	Total Radium	0.840 ± 0.573 (1.13)	pCi/L		09/06/22 15:25	
92617402040	**BGWC-38D**					
EPA 9315	Radium-226	1.52 ± 0.427 (0.387) C:90% T:NA	pCi/L		09/05/22 08:50	
EPA 9320	Radium-228	2.12 ± 0.625 (0.782) C:71% T:94%	pCi/L		08/30/22 12:38	
Total Radium Calculation	Total Radium	3.64 ± 1.05 (1.17)	pCi/L		09/06/22 15:25	

This report shall not be reproduced, except in full,
without the written consent of Pace Analytical Services, LLC.

Pace Analytical Services, LLC
110 Technology Parkway
Peachtree Corners, GA 30092
(770)734-4200

SUMMARY OF DETECTION

Project: BOWEN AP-1 RAD-Revised Report
Pace Project No.: 92617402

Lab Sample ID Method	Client Sample ID Parameters	Result	Units	Report Limit	Analyzed	Qualifiers
92617402041	**BGWC-39**					
EPA 9315	Radium-226	0.258 ± 0.161 (0.238) C:97% T:NA	pCi/L		09/05/22 08:50	
EPA 9320	Radium-228	0.672 ± 0.420 (0.803) C:73% T:93%	pCi/L		08/30/22 12:38	
Total Radium Calculation	Total Radium	0.930 ± 0.581 (1.04)	pCi/L		09/07/22 10:16	
92617402042	**FB-6**					
EPA 9315	Radium-226	0.0130 ± 0.100 (0.267) C:94% T:NA	pCi/L		09/05/22 12:55	
EPA 9320	Radium-228	0.776 ± 0.403 (0.720) C:71% T:95%	pCi/L		08/30/22 12:38	
Total Radium Calculation	Total Radium	0.789 ± 0.503 (0.987)	pCi/L		09/07/22 10:16	
92617402043	**DUP-5**					
EPA 9315	Radium-226	0.179 ± 0.161 (0.295) C:85% T:NA	pCi/L		09/05/22 08:50	
EPA 9320	Radium-228	0.835 ± 0.440 (0.792) C:69% T:91%	pCi/L		08/30/22 12:38	
Total Radium Calculation	Total Radium	1.01 ± 0.601 (1.09)	pCi/L		09/07/22 10:16	
92617402044	**EB-2**					
EPA 9315	Radium-226	-0.0136 ± 0.108 (0.306) C:93% T:NA	pCi/L		09/05/22 08:51	
EPA 9320	Radium-228	1.02 ± 0.427 (0.688) C:72% T:96%	pCi/L		08/30/22 12:38	
Total Radium Calculation	Total Radium	1.02 ± 0.535 (0.994)	pCi/L		09/07/22 10:16	

This report shall not be reproduced, except in full,
without the written consent of Pace Analytical Services, LLC.

Pace Analytical Services, LLC
110 Technology Parkway
Peachtree Corners, GA 30092
(770)734-4200

SUMMARY OF DETECTION

Project: BOWEN AP-1 RAD-Revised Report
Pace Project No.: 92617402

Lab Sample ID Method	Client Sample ID Parameters	Result	Units	Report Limit	Analyzed	Qualifiers
92617402045	**PZ-7**					
EPA 9315	Radium-226	0.191 ± 0.139 (0.218) C:97% T:NA	pCi/L		09/05/22 08:51	
EPA 9320	Radium-228	1.49 ± 0.567 (0.878) C:68% T:90%	pCi/L		08/30/22 12:39	
Total Radium Calculation	Total Radium	1.68 ± 0.706 (1.10)	pCi/L		09/07/22 10:16	
92617402046	**BGWC-23**					
EPA 9315	Radium-226	0.468 ± 0.208 (0.245) C:94% T:NA	pCi/L		09/05/22 08:51	
EPA 9320	Radium-228	1.81 ± 0.602 (0.834) C:68% T:88%	pCi/L		08/30/22 12:39	
Total Radium Calculation	Total Radium	2.28 ± 0.810 (1.08)	pCi/L		09/07/22 10:16	
92617402047	**BGWC-30**					
EPA 9315	Radium-226	0.486 ± 0.215 (0.229) C:87% T:NA	pCi/L		09/05/22 08:51	
EPA 9320	Radium-228	0.527 ± 0.401 (0.793) C:71% T:89%	pCi/L		08/30/22 12:39	
Total Radium Calculation	Total Radium	1.01 ± 0.616 (1.02)	pCi/L		09/07/22 10:16	
92617402048	**BGWC-43D**					
EPA 9315	Radium-226	0.309 ± 0.179 (0.257) C:90% T:NA	pCi/L		09/05/22 08:52	
EPA 9320	Radium-228	1.07 ± 0.440 (0.700) C:70% T:96%	pCi/L		08/30/22 12:39	
Total Radium Calculation	Total Radium	1.38 ± 0.619 (0.957)	pCi/L		09/07/22 10:16	

This report shall not be reproduced, except in full,
without the written consent of Pace Analytical Services, LLC.

Pace Analytical Services, LLC
110 Technology Parkway
Peachtree Corners, GA 30092
(770)734-4200

SUMMARY OF DETECTION

Project: BOWEN AP-1 RAD-Revised Report
Pace Project No.: 92617402

Lab Sample ID Method	Client Sample ID Parameters	Result	Units	Report Limit	Analyzed	Qualifiers
92617402049	**BGWC-49D**					
EPA 9315	Radium-226	0.812 ± 0.278 (0.240) C:92% T:NA	pCi/L		09/05/22 08:52	
EPA 9320	Radium-228	1.55 ± 0.514 (0.694) C:70% T:93%	pCi/L		08/30/22 12:39	
Total Radium Calculation	Total Radium	2.36 ± 0.792 (0.934)	pCi/L		09/07/22 10:16	
92617402050	**BGWC-51**					
EPA 9315	Radium-226	0.100 ± 0.108 (0.203) C:92% T:NA	pCi/L		09/05/22 08:52	
EPA 9320	Radium-228	0.542 ± 0.457 (0.932) C:71% T:93%	pCi/L		08/30/22 12:46	
Total Radium Calculation	Total Radium	0.642 ± 0.565 (1.14)	pCi/L		09/07/22 10:16	
92617402051	**FB-5**					
EPA 9315	Radium-226	0.0708 ± 0.108 (0.235) C:95% T:NA	pCi/L		09/05/22 08:52	
EPA 9320	Radium-228	0.222 ± 0.486 (1.07) C:71% T:93%	pCi/L		08/30/22 12:46	
Total Radium Calculation	Total Radium	0.293 ± 0.594 (1.31)	pCi/L		09/07/22 10:16	
92617402052	**DUP-4**					
EPA 9315	Radium-226	0.0423 ± 0.125 (0.306) C:89% T:NA	pCi/L		09/05/22 08:34	
EPA 9320	Radium-228	0.539 ± 0.299 (0.512) C:71% T:94%	pCi/L		08/30/22 12:39	
Total Radium Calculation	Total Radium	0.581 ± 0.424 (0.818)	pCi/L		09/07/22 10:16	

This report shall not be reproduced, except in full,
without the written consent of Pace Analytical Services, LLC.

Pace Analytical Services, LLC
110 Technology Parkway
Peachtree Corners, GA 30092
(770)734-4200

SUMMARY OF DETECTION

Project: BOWEN AP-1 RAD-Revised Report
Pace Project No.: 92617402

Lab Sample ID Method	Client Sample ID Parameters	Result	Units	Report Limit	Analyzed	Qualifiers
92617402053	**EB-1**					
EPA 9315	Radium-226	-0.00539 ± 0.0798 (0.234) C:91% T:NA	pCi/L		09/05/22 08:53	
EPA 9320	Radium-228	0.585 ± 0.371 (0.696) C:70% T:93%	pCi/L		08/30/22 12:40	
Total Radium Calculation	Total Radium	0.585 ± 0.451 (0.930)	pCi/L		09/07/22 10:16	

This report shall not be reproduced, except in full,
without the written consent of Pace Analytical Services, LLC.

Pace Analytical Services, LLC
110 Technology Parkway
Peachtree Corners, GA 30092
(770)734-4200

ANALYTICAL RESULTS - RADIOCHEMISTRY

Project: BOWEN AP-1 RAD-Revised Report
Pace Project No.: 92617402

Sample: BGWA-2 **Lab ID: 92617402001** Collected: 07/26/22 13:42 Received: 07/28/22 10:12 Matrix: Water
PWS: Site ID: Sample Type:

Parameters	Method	Act ± Unc (MDC) Carr Trac	Units	Analyzed	CAS No.	Qual
	Pace Analytical Services - Greensburg					
Radium-226	EPA 9315	**0.263 ± 0.142 (0.194) C:92% T:NA**	pCi/L	08/29/22 10:38	13982-63-3	
	Pace Analytical Services - Greensburg					
Radium-228	EPA 9320	**1.27 ± 0.653 (1.15) C:68% T:88%**	pCi/L	08/23/22 15:58	15262-20-1	
	Pace Analytical Services - Greensburg					
Total Radium	Total Radium Calculation	**1.53 ± 0.795 (1.34)**	pCi/L	08/29/22 15:34	7440-14-4	

This report shall not be reproduced, except in full,
without the written consent of Pace Analytical Services, LLC.

Pace Analytical Services, LLC
110 Technology Parkway
Peachtree Corners, GA 30092
(770)734-4200

ANALYTICAL RESULTS - RADIOCHEMISTRY

Project: BOWEN AP-1 RAD-Revised Report
Pace Project No.: 92617402

Sample: BGWA-29 **Lab ID: 92617402002** Collected: 07/26/22 10:56 Received: 07/28/22 10:12 Matrix: Water
PWS: Site ID: Sample Type:

Parameters	Method	Act ± Unc (MDC) Carr Trac	Units	Analyzed	CAS No.	Qual
	Pace Analytical Services - Greensburg					
Radium-226	EPA 9315	**0.107 ± 0.0983 (0.181)** **C:93% T:NA**	pCi/L	08/29/22 09:34	13982-63-3	
	Pace Analytical Services - Greensburg					
Radium-228	EPA 9320	**0.527 ± 0.502 (1.03)** **C:75% T:86%**	pCi/L	08/23/22 15:58	15262-20-1	
	Pace Analytical Services - Greensburg					
Total Radium	Total Radium Calculation	**0.634 ± 0.600 (1.21)**	pCi/L	08/29/22 15:34	7440-14-4	

This report shall not be reproduced, except in full,
without the written consent of Pace Analytical Services, LLC.

Pace Analytical Services, LLC
110 Technology Parkway
Peachtree Corners, GA 30092
(770)734-4200

ANALYTICAL RESULTS - RADIOCHEMISTRY

Project: BOWEN AP-1 RAD-Revised Report
Pace Project No.: 92617402

Sample: BGWA-47D **Lab ID: 92617402003** Collected: 07/26/22 12:20 Received: 07/28/22 10:12 Matrix: Water
PWS: Site ID: Sample Type:

Parameters	Method	Act ± Unc (MDC) Carr Trac	Units	Analyzed	CAS No.	Qual
	Pace Analytical Services - Greensburg					
Radium-226	EPA 9315	**0.258 ± 0.137 (0.188)** **C:94% T:NA**	pCi/L	08/29/22 09:34	13982-63-3	
	Pace Analytical Services - Greensburg					
Radium-228	EPA 9320	**1.25 ± 0.600 (1.03)** **C:77% T:89%**	pCi/L	08/23/22 15:58	15262-20-1	
	Pace Analytical Services - Greensburg					
Total Radium	Total Radium Calculation	**1.51 ± 0.737 (1.22)**	pCi/L	08/29/22 15:34	7440-14-4	

This report shall not be reproduced, except in full,
without the written consent of Pace Analytical Services, LLC.

Pace Analytical Services, LLC
110 Technology Parkway
Peachtree Corners, GA 30092
(770)734-4200

ANALYTICAL RESULTS - RADIOCHEMISTRY

Project: BOWEN AP-1 RAD-Revised Report
Pace Project No.: 92617402

Sample: BGWA-48D **Lab ID: 92617402004** Collected: 07/26/22 10:51 Received: 07/28/22 10:12 Matrix: Water
PWS: Site ID: Sample Type:

Parameters	Method	Act ± Unc (MDC) Carr Trac	Units	Analyzed	CAS No.	Qual
	Pace Analytical Services - Greensburg					
Radium-226	EPA 9315	**0.0698 ± 0.0834 (0.167)** **C:88% T:NA**	pCi/L	08/29/22 09:34	13982-63-3	
	Pace Analytical Services - Greensburg					
Radium-228	EPA 9320	**1.20 ± 0.691 (1.27)** **C:71% T:78%**	pCi/L	08/23/22 15:58	15262-20-1	
	Pace Analytical Services - Greensburg					
Total Radium	Total Radium Calculation	**1.27 ± 0.774 (1.44)**	pCi/L	08/29/22 15:34	7440-14-4	

This report shall not be reproduced, except in full,
without the written consent of Pace Analytical Services, LLC.

Pace Analytical Services, LLC
110 Technology Parkway
Peachtree Corners, GA 30092
(770)734-4200

ANALYTICAL RESULTS - RADIOCHEMISTRY

Project: BOWEN AP-1 RAD-Revised Report
Pace Project No.: 92617402

Sample: BGWC-8 **Lab ID: 92617402005** Collected: 07/26/22 13:34 Received: 07/28/22 10:12 Matrix: Water
PWS: Site ID: Sample Type:

Parameters	Method	Act ± Unc (MDC) Carr Trac	Units	Analyzed	CAS No.	Qual
	Pace Analytical Services - Greensburg					
Radium-226	EPA 9315	**0.184 ± 0.118 (0.175)** **C:87% T:NA**	pCi/L	08/29/22 09:34	13982-63-3	
	Pace Analytical Services - Greensburg					
Radium-228	EPA 9320	**0.339 ± 0.558 (1.21)** **C:70% T:83%**	pCi/L	08/23/22 15:58	15262-20-1	
	Pace Analytical Services - Greensburg					
Total Radium	Total Radium Calculation	**0.523 ± 0.676 (1.39)**	pCi/L	08/29/22 15:34	7440-14-4	

This report shall not be reproduced, except in full,
without the written consent of Pace Analytical Services, LLC.

Pace Analytical Services, LLC
110 Technology Parkway
Peachtree Corners, GA 30092
(770)734-4200

ANALYTICAL RESULTS - RADIOCHEMISTRY

Project: BOWEN AP-1 RAD-Revised Report
Pace Project No.: 92617402

Sample: BGWC-9 **Lab ID: 92617402006** Collected: 07/26/22 15:18 Received: 07/28/22 10:12 Matrix: Water
PWS: Site ID: Sample Type:

Parameters	Method	Act ± Unc (MDC) Carr Trac	Units	Analyzed	CAS No.	Qual
	Pace Analytical Services - Greensburg					
Radium-226	EPA 9315	**0.240 ± 0.151 (0.256)** **C:87% T:NA**	pCi/L	08/29/22 09:34	13982-63-3	
	Pace Analytical Services - Greensburg					
Radium-228	EPA 9320	**0.626 ± 0.538 (1.08)** **C:73% T:86%**	pCi/L	08/23/22 15:59	15262-20-1	
	Pace Analytical Services - Greensburg					
Total Radium	Total Radium Calculation	**0.866 ± 0.689 (1.34)**	pCi/L	08/29/22 15:34	7440-14-4	

This report shall not be reproduced, except in full,
without the written consent of Pace Analytical Services, LLC.

Pace Analytical Services, LLC
110 Technology Parkway
Peachtree Corners, GA 30092
(770)734-4200

ANALYTICAL RESULTS - RADIOCHEMISTRY

Project: BOWEN AP-1 RAD-Revised Report
Pace Project No.: 92617402

Sample: BGWC-14A **Lab ID: 92617402007** Collected: 07/26/22 15:15 Received: 07/28/22 10:12 Matrix: Water
PWS: Site ID: Sample Type:

Parameters	Method	Act ± Unc (MDC) Carr Trac	Units	Analyzed	CAS No.	Qual
	Pace Analytical Services - Greensburg					
Radium-226	EPA 9315	**0.154 ± 0.115 (0.194)** **C:92% T:NA**	pCi/L	08/29/22 09:34	13982-63-3	
	Pace Analytical Services - Greensburg					
Radium-228	EPA 9320	**0.505 ± 0.496 (1.02)** **C:72% T:91%**	pCi/L	08/23/22 15:59	15262-20-1	
	Pace Analytical Services - Greensburg					
Total Radium	Total Radium Calculation	**0.659 ± 0.611 (1.21)**	pCi/L	08/29/22 15:34	7440-14-4	

This report shall not be reproduced, except in full,
without the written consent of Pace Analytical Services, LLC.

Pace Analytical Services, LLC
110 Technology Parkway
Peachtree Corners, GA 30092
(770)734-4200

ANALYTICAL RESULTS - RADIOCHEMISTRY

Project: BOWEN AP-1 RAD-Revised Report
Pace Project No.: 92617402

Sample: BGWA-6 **Lab ID: 92617402008** Collected: 07/26/22 12:30 Received: 07/28/22 10:12 Matrix: Water
PWS: Site ID: Sample Type:

Parameters	Method	Act ± Unc (MDC) Carr Trac	Units	Analyzed	CAS No.	Qual
	Pace Analytical Services - Greensburg					
Radium-226	EPA 9315	**0.200 ± 0.121 (0.176) C:91% T:NA**	pCi/L	08/29/22 09:34	13982-63-3	
	Pace Analytical Services - Greensburg					
Radium-228	EPA 9320	**0.953 ± 0.763 (1.54) C:69% T:86%**	pCi/L	08/23/22 16:05	15262-20-1	
	Pace Analytical Services - Greensburg					
Total Radium	Total Radium Calculation	**1.15 ± 0.884 (1.72)**	pCi/L	08/29/22 15:34	7440-14-4	

This report shall not be reproduced, except in full,
without the written consent of Pace Analytical Services, LLC.

Pace Analytical Services, LLC
110 Technology Parkway
Peachtree Corners, GA 30092
(770)734-4200

ANALYTICAL RESULTS - RADIOCHEMISTRY

Project: BOWEN AP-1 RAD-Revised Report
Pace Project No.: 92617402

Sample: BGWC-44D **Lab ID: 92617402009** Collected: 07/26/22 11:05 Received: 07/28/22 10:12 Matrix: Water
PWS: Site ID: Sample Type:

Parameters	Method	Act ± Unc (MDC) Carr Trac	Units	Analyzed	CAS No.	Qual
	Pace Analytical Services - Greensburg					
Radium-226	EPA 9315	**0.126 ± 0.103 (0.180)** **C:90% T:NA**	pCi/L	08/29/22 09:34	13982-63-3	
	Pace Analytical Services - Greensburg					
Radium-228	EPA 9320	**0.692 ± 0.874 (1.87)** **C:73% T:75%**	pCi/L	08/23/22 16:05	15262-20-1	
	Pace Analytical Services - Greensburg					
Total Radium	Total Radium Calculation	**0.818 ± 0.977 (2.05)**	pCi/L	08/29/22 15:34	7440-14-4	

This report shall not be reproduced, except in full,
without the written consent of Pace Analytical Services, LLC.

Pace Analytical Services, LLC
110 Technology Parkway
Peachtree Corners, GA 30092
(770)734-4200

ANALYTICAL RESULTS - RADIOCHEMISTRY

Project: BOWEN AP-1 RAD-Revised Report
Pace Project No.: 92617402

Sample: BGWC-50D **Lab ID: 92617402010** Collected: 07/26/22 14:45 Received: 07/28/22 10:12 Matrix: Water
PWS: Site ID: Sample Type:

Parameters	Method	Act ± Unc (MDC) Carr Trac	Units	Analyzed	CAS No.	Qual
	Pace Analytical Services - Greensburg					
Radium-226	EPA 9315	**0.411 ± 0.188 (0.254) C:82% T:NA**	pCi/L	08/29/22 08:47	13982-63-3	
	Pace Analytical Services - Greensburg					
Radium-228	EPA 9320	**0.591 ± 0.451 (0.884) C:75% T:78%**	pCi/L	08/23/22 16:39	15262-20-1	
	Pace Analytical Services - Greensburg					
Total Radium	Total Radium Calculation	**1.00 ± 0.639 (1.14)**	pCi/L	08/29/22 15:34	7440-14-4	

This report shall not be reproduced, except in full,
without the written consent of Pace Analytical Services, LLC.

Pace Analytical Services, LLC
110 Technology Parkway
Peachtree Corners, GA 30092
(770)734-4200

ANALYTICAL RESULTS - RADIOCHEMISTRY

Project: BOWEN AP-1 RAD-Revised Report
Pace Project No.: 92617402

Sample: FB-1 **Lab ID: 92617402011** Collected: 07/26/22 15:50 Received: 07/28/22 10:12 Matrix: Water
PWS: Site ID: Sample Type:

Parameters	Method	Act ± Unc (MDC) Carr Trac	Units	Analyzed	CAS No.	Qual
	Pace Analytical Services - Greensburg					
Radium-226	EPA 9315	**0.0552 ± 0.0928 (0.208) C:94% T:NA**	pCi/L	08/29/22 08:49	13982-63-3	
	Pace Analytical Services - Greensburg					
Radium-228	EPA 9320	**0.229 ± 0.375 (0.816) C:77% T:88%**	pCi/L	08/23/22 16:38	15262-20-1	
	Pace Analytical Services - Greensburg					
Total Radium	Total Radium Calculation	**0.284 ± 0.468 (1.02)**	pCi/L	08/29/22 15:34	7440-14-4	

This report shall not be reproduced, except in full,
without the written consent of Pace Analytical Services, LLC.

Pace Analytical Services, LLC
110 Technology Parkway
Peachtree Corners, GA 30092
(770)734-4200

ANALYTICAL RESULTS - RADIOCHEMISTRY

Project: BOWEN AP-1 RAD-Revised Report
Pace Project No.: 92617402

Sample: DUP-1 **Lab ID: 92617402012** Collected: 07/26/22 00:00 Received: 07/28/22 10:12 Matrix: Water
PWS: Site ID: Sample Type:

Parameters	Method	Act ± Unc (MDC) Carr Trac	Units	Analyzed	CAS No.	Qual
	Pace Analytical Services - Greensburg					
Radium-226	EPA 9315	**0.128 ± 0.107 (0.193)** **C:96% T:NA**	pCi/L	08/29/22 08:50	13982-63-3	
	Pace Analytical Services - Greensburg					
Radium-228	EPA 9320	**-0.303 ± 0.435 (1.09)** **C:71% T:89%**	pCi/L	08/23/22 18:40	15262-20-1	
	Pace Analytical Services - Greensburg					
Total Radium	Total Radium Calculation	**0.128 ± 0.542 (1.28)**	pCi/L	08/29/22 15:34	7440-14-4	

This report shall not be reproduced, except in full,
without the written consent of Pace Analytical Services, LLC.

Pace Analytical Services, LLC
110 Technology Parkway
Peachtree Corners, GA 30092
(770)734-4200

ANALYTICAL RESULTS - RADIOCHEMISTRY

Project: BOWEN AP-1 RAD-Revised Report
Pace Project No.: 92617402

Sample: BGWC-12 **Lab ID: 92617402013** Collected: 07/27/22 12:53 Received: 07/28/22 10:12 Matrix: Water
PWS: Site ID: Sample Type:

Parameters	Method	Act ± Unc (MDC) Carr Trac	Units	Analyzed	CAS No.	Qual
	Pace Analytical Services - Greensburg					
Radium-226	EPA 9315	**0.0443 ± 0.0687 (0.149) C:96% T:NA**	pCi/L	08/29/22 08:51	13982-63-3	
	Pace Analytical Services - Greensburg					
Radium-228	EPA 9320	**0.661 ± 0.519 (1.02) C:73% T:86%**	pCi/L	08/23/22 18:40	15262-20-1	
	Pace Analytical Services - Greensburg					
Total Radium	Total Radium Calculation	**0.705 ± 0.588 (1.17)**	pCi/L	08/29/22 15:34	7440-14-4	

This report shall not be reproduced, except in full,
without the written consent of Pace Analytical Services, LLC.

Pace Analytical Services, LLC
110 Technology Parkway
Peachtree Corners, GA 30092
(770)734-4200

ANALYTICAL RESULTS - RADIOCHEMISTRY

Project: BOWEN AP-1 RAD-Revised Report
Pace Project No.: 92617402

Sample: BGWC-16 **Lab ID: 92617402014** Collected: 07/27/22 10:00 Received: 07/28/22 10:12 Matrix: Water
PWS: Site ID: Sample Type:

Parameters	Method	Act ± Unc (MDC) Carr Trac	Units	Analyzed	CAS No.	Qual
	Pace Analytical Services - Greensburg					
Radium-226	EPA 9315	**0.345 ± 0.153 (0.184) C:95% T:NA**	pCi/L	08/29/22 08:51	13982-63-3	
	Pace Analytical Services - Greensburg					
Radium-228	EPA 9320	**0.572 ± 0.457 (0.897) C:75% T:88%**	pCi/L	08/23/22 18:41	15262-20-1	
	Pace Analytical Services - Greensburg					
Total Radium	Total Radium Calculation	**0.917 ± 0.610 (1.08)**	pCi/L	08/29/22 15:34	7440-14-4	

This report shall not be reproduced, except in full,
without the written consent of Pace Analytical Services, LLC.

Pace Analytical Services, LLC
110 Technology Parkway
Peachtree Corners, GA 30092
(770)734-4200

ANALYTICAL RESULTS - RADIOCHEMISTRY

Project: BOWEN AP-1 RAD-Revised Report
Pace Project No.: 92617402

Sample: BGWC-17 **Lab ID: 92617402015** Collected: 07/27/22 11:45 Received: 07/28/22 10:12 Matrix: Water
PWS: Site ID: Sample Type:

Parameters	Method	Act ± Unc (MDC) Carr Trac	Units	Analyzed	CAS No.	Qual
	Pace Analytical Services - Greensburg					
Radium-226	EPA 9315	**-0.0130 ± 0.0564 (0.178) C:86% T:NA**	pCi/L	08/29/22 08:52	13982-63-3	
	Pace Analytical Services - Greensburg					
Radium-228	EPA 9320	**0.138 ± 0.434 (0.983) C:73% T:84%**	pCi/L	08/23/22 18:41	15262-20-1	
	Pace Analytical Services - Greensburg					
Total Radium	Total Radium Calculation	**0.138 ± 0.490 (1.16)**	pCi/L	08/29/22 15:34	7440-14-4	

This report shall not be reproduced, except in full,
without the written consent of Pace Analytical Services, LLC.

Pace Analytical Services, LLC
110 Technology Parkway
Peachtree Corners, GA 30092
(770)734-4200

ANALYTICAL RESULTS - RADIOCHEMISTRY

Project: BOWEN AP-1 RAD-Revised Report
Pace Project No.: 92617402

Sample: BGWC-18 **Lab ID: 92617402016** Collected: 07/27/22 13:30 Received: 07/28/22 10:12 Matrix: Water
PWS: Site ID: Sample Type:

Parameters	Method	Act ± Unc (MDC) Carr Trac	Units	Analyzed	CAS No.	Qual
	Pace Analytical Services - Greensburg					
Radium-226	EPA 9315	**0.239 ± 0.140 (0.216)** **C:92% T:NA**	pCi/L	08/29/22 08:52	13982-63-3	
	Pace Analytical Services - Greensburg					
Radium-228	EPA 9320	**0.498 ± 0.683 (1.46)** **C:70% T:79%**	pCi/L	08/23/22 19:15	15262-20-1	
	Pace Analytical Services - Greensburg					
Total Radium	Total Radium Calculation	**0.737 ± 0.823 (1.68)**	pCi/L	08/29/22 15:34	7440-14-4	

This report shall not be reproduced, except in full,
without the written consent of Pace Analytical Services, LLC.

Pace Analytical Services, LLC
110 Technology Parkway
Peachtree Corners, GA 30092
(770)734-4200

ANALYTICAL RESULTS - RADIOCHEMISTRY

Project: BOWEN AP-1 RAD-Revised Report
Pace Project No.: 92617402

Sample: BGWC-19 **Lab ID: 92617402017** Collected: 07/27/22 15:20 Received: 07/28/22 10:12 Matrix: Water
PWS: Site ID: Sample Type:

Parameters	Method	Act ± Unc (MDC) Carr Trac	Units	Analyzed	CAS No.	Qual
	Pace Analytical Services - Greensburg					
Radium-226	EPA 9315	**0.260 ± 0.135 (0.172)** **C:89% T:NA**	pCi/L	08/29/22 08:28	13982-63-3	
	Pace Analytical Services - Greensburg					
Radium-228	EPA 9320	**0.704 ± 0.581 (1.16)** **C:73% T:86%**	pCi/L	08/23/22 19:15	15262-20-1	
	Pace Analytical Services - Greensburg					
Total Radium	Total Radium Calculation	**0.964 ± 0.716 (1.33)**	pCi/L	08/29/22 15:34	7440-14-4	

This report shall not be reproduced, except in full,
without the written consent of Pace Analytical Services, LLC.

Pace Analytical Services, LLC
110 Technology Parkway
Peachtree Corners, GA 30092
(770)734-4200

ANALYTICAL RESULTS - RADIOCHEMISTRY

Project: BOWEN AP-1 RAD-Revised Report
Pace Project No.: 92617402

Sample: BGWC-20 **Lab ID: 92617402018** Collected: 07/27/22 15:10 Received: 07/28/22 10:12 Matrix: Water
PWS: Site ID: Sample Type:

Parameters	Method	Act ± Unc (MDC) Carr Trac	Units	Analyzed	CAS No.	Qual
	Pace Analytical Services - Greensburg					
Radium-226	EPA 9315	**0.313 ± 0.158 (0.221) C:95% T:NA**	pCi/L	08/29/22 08:29	13982-63-3	
	Pace Analytical Services - Greensburg					
Radium-228	EPA 9320	**1.22 ± 0.686 (1.27) C:70% T:91%**	pCi/L	08/23/22 19:15	15262-20-1	
	Pace Analytical Services - Greensburg					
Total Radium	Total Radium Calculation	**1.53 ± 0.844 (1.49)**	pCi/L	08/29/22 15:34	7440-14-4	

This report shall not be reproduced, except in full,
without the written consent of Pace Analytical Services, LLC.

Pace Analytical Services, LLC
110 Technology Parkway
Peachtree Corners, GA 30092
(770)734-4200

ANALYTICAL RESULTS - RADIOCHEMISTRY

Project: BOWEN AP-1 RAD-Revised Report
Pace Project No.: 92617402

Sample: BGWC-25 **Lab ID: 92617402019** Collected: 07/27/22 15:05 Received: 07/28/22 10:12 Matrix: Water
PWS: Site ID: Sample Type:

Parameters	Method	Act ± Unc (MDC) Carr Trac	Units	Analyzed	CAS No.	Qual
	Pace Analytical Services - Greensburg					
Radium-226	EPA 9315	**0.0147 ± 0.0792 (0.206) C:91% T:NA**	pCi/L	08/29/22 08:29	13982-63-3	
	Pace Analytical Services - Greensburg					
Radium-228	EPA 9320	**1.08 ± 0.601 (1.10) C:71% T:95%**	pCi/L	08/23/22 19:15	15262-20-1	
	Pace Analytical Services - Greensburg					
Total Radium	Total Radium Calculation	**1.09 ± 0.680 (1.31)**	pCi/L	08/29/22 15:34	7440-14-4	

This report shall not be reproduced, except in full,
without the written consent of Pace Analytical Services, LLC.

Pace Analytical Services, LLC
110 Technology Parkway
Peachtree Corners, GA 30092
(770)734-4200

ANALYTICAL RESULTS - RADIOCHEMISTRY

Project: BOWEN AP-1 RAD-Revised Report
Pace Project No.: 92617402

Sample: FB-2 **Lab ID: 92617402020** Collected: 07/27/22 16:00 Received: 07/28/22 10:12 Matrix: Water
PWS: Site ID: Sample Type:

Parameters	Method	Act ± Unc (MDC) Carr Trac	Units	Analyzed	CAS No.	Qual
	Pace Analytical Services - Greensburg					
Radium-226	EPA 9315	**0.0693 ± 0.0917 (0.192) C:95% T:NA**	pCi/L	08/29/22 08:29	13982-63-3	
	Pace Analytical Services - Greensburg					
Radium-228	EPA 9320	**0.154 ± 0.606 (1.37) C:71% T:74%**	pCi/L	08/23/22 19:16	15262-20-1	
	Pace Analytical Services - Greensburg					
Total Radium	Total Radium Calculation	**0.223 ± 0.698 (1.56)**	pCi/L	08/29/22 15:34	7440-14-4	

This report shall not be reproduced, except in full,
without the written consent of Pace Analytical Services, LLC.

Pace Analytical Services, LLC
110 Technology Parkway
Peachtree Corners, GA 30092
(770)734-4200

ANALYTICAL RESULTS - RADIOCHEMISTRY

Project: BOWEN AP-1 RAD-Revised Report
Pace Project No.: 92617402

Sample: DUP-2 **Lab ID: 92617402021** Collected: 07/27/22 00:00 Received: 07/28/22 10:12 Matrix: Water
PWS: Site ID: Sample Type:

Parameters	Method	Act ± Unc (MDC) Carr Trac	Units	Analyzed	CAS No.	Qual
	Pace Analytical Services - Greensburg					
Radium-226	EPA 9315	**0.0321 ± 0.0640 (0.148) C:86% T:NA**	pCi/L	08/29/22 12:31	13982-63-3	
	Pace Analytical Services - Greensburg					
Radium-228	EPA 9320	**0.305 ± 0.342 (0.715) C:73% T:88%**	pCi/L	08/25/22 11:35	15262-20-1	
	Pace Analytical Services - Greensburg					
Total Radium	Total Radium Calculation	**0.337 ± 0.406 (0.863)**	pCi/L	08/29/22 16:17	7440-14-4	

This report shall not be reproduced, except in full,
without the written consent of Pace Analytical Services, LLC.

Pace Analytical Services, LLC
110 Technology Parkway
Peachtree Corners, GA 30092
(770)734-4200

ANALYTICAL RESULTS - RADIOCHEMISTRY

Project: BOWEN AP-1 RAD-Revised Report
Pace Project No.: 92617402

Sample: BGWC-7 **Lab ID: 92617402022** Collected: 07/28/22 10:00 Received: 08/01/22 10:54 Matrix: Water
PWS: Site ID: Sample Type:

Parameters	Method	Act ± Unc (MDC) Carr Trac	Units	Analyzed	CAS No.	Qual
	Pace Analytical Services - Greensburg					
Radium-226	EPA 9315	**0.961 ± 0.261 (0.183)** **C:91% T:NA**	pCi/L	08/30/22 09:19	13982-63-3	
	Pace Analytical Services - Greensburg					
Radium-228	EPA 9320	**0.261 ± 0.538 (1.19)** **C:78% T:94%**	pCi/L	08/25/22 20:24	15262-20-1	
	Pace Analytical Services - Greensburg					
Total Radium	Total Radium Calculation	**1.22 ± 0.799 (1.37)**	pCi/L	08/30/22 19:28	7440-14-4	

This report shall not be reproduced, except in full,
without the written consent of Pace Analytical Services, LLC.

Pace Analytical Services, LLC
110 Technology Parkway
Peachtree Corners, GA 30092
(770)734-4200

ANALYTICAL RESULTS - RADIOCHEMISTRY

Project: BOWEN AP-1 RAD-Revised Report
Pace Project No.: 92617402

Sample: BGWC-10 **Lab ID: 92617402023** Collected: 07/28/22 11:04 Received: 08/01/22 10:54 Matrix: Water
PWS: Site ID: Sample Type:

Parameters	Method	Act ± Unc (MDC) Carr Trac	Units	Analyzed	CAS No.	Qual
	Pace Analytical Services - Greensburg					
Radium-226	EPA 9315	**0.767 ± 0.235 (0.184)** **C:83% T:NA**	pCi/L	08/30/22 09:19	13982-63-3	
	Pace Analytical Services - Greensburg					
Radium-228	EPA 9320	**0.409 ± 0.665 (1.45)** **C:67% T:84%**	pCi/L	08/25/22 20:25	15262-20-1	
	Pace Analytical Services - Greensburg					
Total Radium	Total Radium Calculation	**1.18 ± 0.900 (1.63)**	pCi/L	08/30/22 19:28	7440-14-4	

This report shall not be reproduced, except in full,
without the written consent of Pace Analytical Services, LLC.

Pace Analytical Services, LLC
110 Technology Parkway
Peachtree Corners, GA 30092
(770)734-4200

ANALYTICAL RESULTS - RADIOCHEMISTRY

Project: BOWEN AP-1 RAD-Revised Report
Pace Project No.: 92617402

Sample: BGWC-21 **Lab ID: 92617402024** Collected: 07/28/22 14:45 Received: 08/01/22 10:54 Matrix: Water
PWS: Site ID: Sample Type:

Parameters	Method	Act ± Unc (MDC) Carr Trac	Units	Analyzed	CAS No.	Qual
	Pace Analytical Services - Greensburg					
Radium-226	EPA 9315	**0.150 ± 0.111 (0.185)** **C:87% T:NA**	pCi/L	08/30/22 09:19	13982-63-3	
	Pace Analytical Services - Greensburg					
Radium-228	EPA 9320	**0.274 ± 0.552 (1.22)** **C:77% T:87%**	pCi/L	08/25/22 20:25	15262-20-1	
	Pace Analytical Services - Greensburg					
Total Radium	Total Radium Calculation	**0.424 ± 0.663 (1.41)**	pCi/L	08/30/22 19:28	7440-14-4	

This report shall not be reproduced, except in full,
without the written consent of Pace Analytical Services, LLC.

Pace Analytical Services, LLC
110 Technology Parkway
Peachtree Corners, GA 30092
(770)734-4200

ANALYTICAL RESULTS - RADIOCHEMISTRY

Project: BOWEN AP-1 RAD-Revised Report
Pace Project No.: 92617402

Sample: BGWC-31 **Lab ID: 92617402025** Collected: 07/28/22 12:42 Received: 08/01/22 10:54 Matrix: Water
PWS: Site ID: Sample Type:

Parameters	Method	Act ± Unc (MDC) Carr Trac	Units	Analyzed	CAS No.	Qual
	Pace Analytical Services - Greensburg					
Radium-226	EPA 9315	**0.646 ± 0.216 (0.175) C:78% T:NA**	pCi/L	08/30/22 09:19	13982-63-3	
	Pace Analytical Services - Greensburg					
Radium-228	EPA 9320	**0.0383 ± 0.474 (1.11) C:74% T:91%**	pCi/L	08/25/22 20:25	15262-20-1	
	Pace Analytical Services - Greensburg					
Total Radium	Total Radium Calculation	**0.684 ± 0.690 (1.29)**	pCi/L	08/30/22 19:28	7440-14-4	

This report shall not be reproduced, except in full,
without the written consent of Pace Analytical Services, LLC.

Pace Analytical Services, LLC
110 Technology Parkway
Peachtree Corners, GA 30092
(770)734-4200

ANALYTICAL RESULTS - RADIOCHEMISTRY

Project: BOWEN AP-1 RAD-Revised Report
Pace Project No.: 92617402

Sample: BGWC-34D **Lab ID: 92617402026** Collected: 07/28/22 11:10 Received: 08/01/22 10:54 Matrix: Water
PWS: Site ID: Sample Type:

Parameters	Method	Act ± Unc (MDC) Carr Trac	Units	Analyzed	CAS No.	Qual
	Pace Analytical Services - Greensburg					
Radium-226	EPA 9315	**1.95 ± 0.427 (0.174) C:80% T:NA**	pCi/L	08/30/22 09:19	13982-63-3	
	Pace Analytical Services - Greensburg					
Radium-228	EPA 9320	**0.786 ± 0.613 (1.20) C:69% T:92%**	pCi/L	08/25/22 20:25	15262-20-1	
	Pace Analytical Services - Greensburg					
Total Radium	Total Radium Calculation	**2.74 ± 1.04 (1.37)**	pCi/L	08/30/22 19:28	7440-14-4	

This report shall not be reproduced, except in full,
without the written consent of Pace Analytical Services, LLC.

Pace Analytical Services, LLC
110 Technology Parkway
Peachtree Corners, GA 30092
(770)734-4200

ANALYTICAL RESULTS - RADIOCHEMISTRY

Project: BOWEN AP-1 RAD-Revised Report
Pace Project No.: 92617402

Sample: BGWC-35D **Lab ID: 92617402027** Collected: 07/28/22 10:10 Received: 08/01/22 10:54 Matrix: Water
PWS: Site ID: Sample Type:

Parameters	Method	Act ± Unc (MDC) Carr Trac	Units	Analyzed	CAS No.	Qual
	Pace Analytical Services - Greensburg					
Radium-226	EPA 9315	**1.25 ± 0.308 (0.177) C:90% T:NA**	pCi/L	08/30/22 11:42	13982-63-3	
	Pace Analytical Services - Greensburg					
Radium-228	EPA 9320	**1.46 ± 0.723 (1.25) C:73% T:92%**	pCi/L	08/25/22 20:25	15262-20-1	
	Pace Analytical Services - Greensburg					
Total Radium	Total Radium Calculation	**2.71 ± 1.03 (1.43)**	pCi/L	08/30/22 19:28	7440-14-4	

This report shall not be reproduced, except in full,
without the written consent of Pace Analytical Services, LLC.

Pace Analytical Services, LLC
110 Technology Parkway
Peachtree Corners, GA 30092
(770)734-4200

ANALYTICAL RESULTS - RADIOCHEMISTRY

Project: BOWEN AP-1 RAD-Revised Report
Pace Project No.: 92617402

Sample: BGWC-37D **Lab ID: 92617402028** Collected: 07/28/22 11:30 Received: 08/01/22 10:54 Matrix: Water
PWS: Site ID: Sample Type:

Parameters	Method	Act ± Unc (MDC) Carr Trac	Units	Analyzed	CAS No.	Qual
	Pace Analytical Services - Greensburg					
Radium-226	EPA 9315	**0.788 ± 0.246 (0.203)** **C:78% T:NA**	pCi/L	08/30/22 09:19	13982-63-3	
	Pace Analytical Services - Greensburg					
Radium-228	EPA 9320	**2.13 ± 0.887 (1.42)** **C:72% T:84%**	pCi/L	08/25/22 20:25	15262-20-1	
	Pace Analytical Services - Greensburg					
Total Radium	Total Radium Calculation	**2.92 ± 1.13 (1.62)**	pCi/L	08/30/22 19:28	7440-14-4	

This report shall not be reproduced, except in full,
without the written consent of Pace Analytical Services, LLC.

Pace Analytical Services, LLC
110 Technology Parkway
Peachtree Corners, GA 30092
(770)734-4200

ANALYTICAL RESULTS - RADIOCHEMISTRY

Project: BOWEN AP-1 RAD-Revised Report
Pace Project No.: 92617402

Sample: BGWC-40 **Lab ID: 92617402029** Collected: 07/28/22 14:44 Received: 08/01/22 10:54 Matrix: Water
PWS: Site ID: Sample Type:

Parameters	Method	Act ± Unc (MDC) Carr Trac	Units	Analyzed	CAS No.	Qual
	Pace Analytical Services - Greensburg					
Radium-226	EPA 9315	**0.144 ± 0.103 (0.166)** **C:89% T:NA**	pCi/L	08/30/22 09:19	13982-63-3	
	Pace Analytical Services - Greensburg					
Radium-228	EPA 9320	**0.512 ± 0.623 (1.32)** **C:72% T:89%**	pCi/L	08/25/22 20:26	15262-20-1	
	Pace Analytical Services - Greensburg					
Total Radium	Total Radium Calculation	**0.656 ± 0.726 (1.49)**	pCi/L	08/30/22 19:28	7440-14-4	

This report shall not be reproduced, except in full,
without the written consent of Pace Analytical Services, LLC.

Pace Analytical Services, LLC
110 Technology Parkway
Peachtree Corners, GA 30092
(770)734-4200

ANALYTICAL RESULTS - RADIOCHEMISTRY

Project: BOWEN AP-1 RAD-Revised Report
Pace Project No.: 92617402

Sample: BGWC-42D **Lab ID: 92617402030** Collected: 07/28/22 13:00 Received: 08/01/22 10:54 Matrix: Water
PWS: Site ID: Sample Type:

Parameters	Method	Act ± Unc (MDC) Carr Trac	Units	Analyzed	CAS No.	Qual
	Pace Analytical Services - Greensburg					
Radium-226	EPA 9315	**0.239 ± 0.126 (0.168)** **C:89% T:NA**	pCi/L	08/30/22 09:19	13982-63-3	
	Pace Analytical Services - Greensburg					
Radium-228	EPA 9320	**0.264 ± 0.498 (1.10)** **C:70% T:86%**	pCi/L	08/25/22 20:26	15262-20-1	
	Pace Analytical Services - Greensburg					
Total Radium	Total Radium Calculation	**0.503 ± 0.624 (1.27)**	pCi/L	08/30/22 19:28	7440-14-4	

This report shall not be reproduced, except in full,
without the written consent of Pace Analytical Services, LLC.

Pace Analytical Services, LLC
110 Technology Parkway
Peachtree Corners, GA 30092
(770)734-4200

ANALYTICAL RESULTS - RADIOCHEMISTRY

Project: BOWEN AP-1 RAD-Revised Report
Pace Project No.: 92617402

Sample: BGWC-52 **Lab ID: 92617402031** Collected: 07/28/22 14:42 Received: 08/01/22 10:54 Matrix: Water
PWS: Site ID: Sample Type:

Parameters	Method	Act ± Unc (MDC) Carr Trac	Units	Analyzed	CAS No.	Qual
	Pace Analytical Services - Greensburg					
Radium-226	EPA 9315	**0.0626 ± 0.0963 (0.213) C:95% T:NA**	pCi/L	08/30/22 08:41	13982-63-3	
	Pace Analytical Services - Greensburg					
Radium-228	EPA 9320	**0.959 ± 0.714 (1.39) C:75% T:78%**	pCi/L	08/25/22 20:26	15262-20-1	
	Pace Analytical Services - Greensburg					
Total Radium	Total Radium Calculation	**1.02 ± 0.810 (1.60)**	pCi/L	08/30/22 19:28	7440-14-4	

This report shall not be reproduced, except in full,
without the written consent of Pace Analytical Services, LLC.

Pace Analytical Services, LLC
110 Technology Parkway
Peachtree Corners, GA 30092
(770)734-4200

ANALYTICAL RESULTS - RADIOCHEMISTRY

Project: BOWEN AP-1 RAD-Revised Report
Pace Project No.: 92617402

Sample: FB-3 **Lab ID: 92617402032** Collected: 07/28/22 15:30 Received: 08/01/22 10:54 Matrix: Water
PWS: Site ID: Sample Type:

Parameters	Method	Act ± Unc (MDC) Carr Trac	Units	Analyzed	CAS No.	Qual
	Pace Analytical Services - Greensburg					
Radium-226	EPA 9315	**0.0635 ± 0.0895 (0.193) C:95% T:NA**	pCi/L	08/30/22 08:42	13982-63-3	
	Pace Analytical Services - Greensburg					
Radium-228	EPA 9320	**0.241 ± 0.553 (1.23) C:67% T:96%**	pCi/L	08/25/22 20:26	15262-20-1	
	Pace Analytical Services - Greensburg					
Total Radium	Total Radium Calculation	**0.305 ± 0.643 (1.42)**	pCi/L	08/30/22 19:28	7440-14-4	

This report shall not be reproduced, except in full,
without the written consent of Pace Analytical Services, LLC.

Pace Analytical Services, LLC
110 Technology Parkway
Peachtree Corners, GA 30092
(770)734-4200

ANALYTICAL RESULTS - RADIOCHEMISTRY

Project: BOWEN AP-1 RAD-Revised Report
Pace Project No.: 92617402

Sample: DUP-3 **Lab ID: 92617402033** Collected: 07/28/22 00:00 Received: 08/01/22 10:54 Matrix: Water
PWS: Site ID: Sample Type:

Parameters	Method	Act ± Unc (MDC) Carr Trac	Units	Analyzed	CAS No.	Qual
	Pace Analytical Services - Greensburg					
Radium-226	EPA 9315	**0.598 ± 0.232 (0.250)** **C:63% T:NA**	pCi/L	08/30/22 08:44	13982-63-3	
	Pace Analytical Services - Greensburg					
Radium-228	EPA 9320	**0.606 ± 0.565 (1.14)** **C:69% T:92%**	pCi/L	08/25/22 20:26	15262-20-1	
	Pace Analytical Services - Greensburg					
Total Radium	Total Radium Calculation	**1.20 ± 0.797 (1.39)**	pCi/L	08/30/22 19:28	7440-14-4	

This report shall not be reproduced, except in full,
without the written consent of Pace Analytical Services, LLC.

Pace Analytical Services, LLC
110 Technology Parkway
Peachtree Corners, GA 30092
(770)734-4200

ANALYTICAL RESULTS - RADIOCHEMISTRY

Project: BOWEN AP-1 RAD-Revised Report
Pace Project No.: 92617402

Sample: BGWC-32 **Lab ID: 92617402034** Collected: 07/29/22 10:46 Received: 08/01/22 10:54 Matrix: Water
PWS: Site ID: Sample Type:

Parameters	Method	Act ± Unc (MDC) Carr Trac	Units	Analyzed	CAS No.	Qual
	Pace Analytical Services - Greensburg					
Radium-226	EPA 9315	**0.695 ± 0.214 (0.159)** **C:91% T:NA**	pCi/L	08/30/22 08:45	13982-63-3	
	Pace Analytical Services - Greensburg					
Radium-228	EPA 9320	**1.12 ± 0.667 (1.23)** **C:74% T:90%**	pCi/L	08/25/22 20:27	15262-20-1	
	Pace Analytical Services - Greensburg					
Total Radium	Total Radium Calculation	**1.82 ± 0.881 (1.39)**	pCi/L	08/30/22 19:28	7440-14-4	

This report shall not be reproduced, except in full,
without the written consent of Pace Analytical Services, LLC.

Pace Analytical Services, LLC
110 Technology Parkway
Peachtree Corners, GA 30092
(770)734-4200

ANALYTICAL RESULTS - RADIOCHEMISTRY

Project: BOWEN AP-1 RAD-Revised Report
Pace Project No.: 92617402

Sample: BGWC-36D **Lab ID: 92617402035** Collected: 07/29/22 10:00 Received: 08/01/22 10:54 Matrix: Water
PWS: Site ID: Sample Type:

Parameters	Method	Act ± Unc (MDC) Carr Trac	Units	Analyzed	CAS No.	Qual
	Pace Analytical Services - Greensburg					
Radium-226	EPA 9315	**0.482 ± 0.182 (0.202) C:91% T:NA**	pCi/L	08/30/22 08:45	13982-63-3	
	Pace Analytical Services - Greensburg					
Radium-228	EPA 9320	**0.986 ± 0.771 (1.53) C:69% T:85%**	pCi/L	08/25/22 20:27	15262-20-1	
	Pace Analytical Services - Greensburg					
Total Radium	Total Radium Calculation	**1.47 ± 0.953 (1.73)**	pCi/L	08/30/22 19:28	7440-14-4	

This report shall not be reproduced, except in full,
without the written consent of Pace Analytical Services, LLC.

Pace Analytical Services, LLC
110 Technology Parkway
Peachtree Corners, GA 30092
(770)734-4200

ANALYTICAL RESULTS - RADIOCHEMISTRY

Project: BOWEN AP-1 RAD-Revised Report
Pace Project No.: 92617402

Sample: BGWC-41D **Lab ID: 92617402036** Collected: 07/29/22 09:49 Received: 08/01/22 10:54 Matrix: Water
PWS: Site ID: Sample Type:

Parameters	Method	Act ± Unc (MDC) Carr Trac	Units	Analyzed	CAS No.	Qual
	Pace Analytical Services - Greensburg					
Radium-226	EPA 9315	**0.886 ± 0.252 (0.178)** **C:95% T:NA**	pCi/L	08/30/22 08:25	13982-63-3	
	Pace Analytical Services - Greensburg					
Radium-228	EPA 9320	**0.717 ± 0.684 (1.40)** **C:69% T:84%**	pCi/L	08/25/22 20:27	15262-20-1	
	Pace Analytical Services - Greensburg					
Total Radium	Total Radium Calculation	**1.60 ± 0.936 (1.58)**	pCi/L	08/30/22 19:28	7440-14-4	

This report shall not be reproduced, except in full,
without the written consent of Pace Analytical Services, LLC.

Pace Analytical Services, LLC
110 Technology Parkway
Peachtree Corners, GA 30092
(770)734-4200

ANALYTICAL RESULTS - RADIOCHEMISTRY

Project: BOWEN AP-1 RAD-Revised Report
Pace Project No.: 92617402

Sample: FB-4 **Lab ID: 92617402037** Collected: 07/29/22 10:45 Received: 08/01/22 10:54 Matrix: Water
PWS: Site ID: Sample Type:

Parameters	Method	Act ± Unc (MDC) Carr Trac	Units	Analyzed	CAS No.	Qual
	Pace Analytical Services - Greensburg					
Radium-226	EPA 9315	**0.0694 ± 0.0685 (0.117) C:94% T:NA**	pCi/L	08/30/22 08:21	13982-63-3	
	Pace Analytical Services - Greensburg					
Radium-228	EPA 9320	**0.325 ± 0.451 (0.963) C:73% T:95%**	pCi/L	08/25/22 20:28	15262-20-1	
	Pace Analytical Services - Greensburg					
Total Radium	Total Radium Calculation	**0.394 ± 0.520 (1.08)**	pCi/L	08/30/22 19:28	7440-14-4	

This report shall not be reproduced, except in full,
without the written consent of Pace Analytical Services, LLC.

Pace Analytical Services, LLC
110 Technology Parkway
Peachtree Corners, GA 30092
(770)734-4200

ANALYTICAL RESULTS - RADIOCHEMISTRY

Project: BOWEN AP-1 RAD-Revised Report
Pace Project No.: 92617402

Sample: BGWC-22 **Lab ID: 92617402038** Collected: 08/02/22 12:35 Received: 08/04/22 10:00 Matrix: Water
PWS: Site ID: Sample Type:

Parameters	Method	Act ± Unc (MDC) Carr Trac	Units	Analyzed	CAS No.	Qual
	Pace Analytical Services - Greensburg					
Radium-226	EPA 9315	**0.741 ± 0.300 (0.428)** **C:99% T:NA**	pCi/L	09/05/22 09:49	13982-63-3	
	Pace Analytical Services - Greensburg					
Radium-228	EPA 9320	**1.58 ± 0.560 (0.823)** **C:67% T:93%**	pCi/L	08/30/22 12:38	15262-20-1	
	Pace Analytical Services - Greensburg					
Total Radium	Total Radium Calculation	**2.32 ± 0.860 (1.25)**	pCi/L	09/06/22 15:25	7440-14-4	

This report shall not be reproduced, except in full,
without the written consent of Pace Analytical Services, LLC.

Pace Analytical Services, LLC
110 Technology Parkway
Peachtree Corners, GA 30092
(770)734-4200

ANALYTICAL RESULTS - RADIOCHEMISTRY

Project: BOWEN AP-1 RAD-Revised Report
Pace Project No.: 92617402

Sample: BGWC-24 **Lab ID: 92617402039** Collected: 08/02/22 10:45 Received: 08/04/22 10:00 Matrix: Water
PWS: Site ID: Sample Type:

Parameters	Method	Act ± Unc (MDC) Carr Trac	Units	Analyzed	CAS No.	Qual
	Pace Analytical Services - Greensburg					
Radium-226	EPA 9315	**0.0588 ± 0.138 (0.327)** **C:85% T:NA**	pCi/L	09/05/22 08:49	13982-63-3	
	Pace Analytical Services - Greensburg					
Radium-228	EPA 9320	**0.781 ± 0.435 (0.799)** **C:71% T:90%**	pCi/L	08/30/22 12:38	15262-20-1	
	Pace Analytical Services - Greensburg					
Total Radium	Total Radium Calculation	**0.840 ± 0.573 (1.13)**	pCi/L	09/06/22 15:25	7440-14-4	

This report shall not be reproduced, except in full,
without the written consent of Pace Analytical Services, LLC.

Pace Analytical Services, LLC
110 Technology Parkway
Peachtree Corners, GA 30092
(770)734-4200

ANALYTICAL RESULTS - RADIOCHEMISTRY

Project: BOWEN AP-1 RAD-Revised Report
Pace Project No.: 92617402

Sample: BGWC-38D **Lab ID: 92617402040** Collected: 08/02/22 10:05 Received: 08/04/22 10:00 Matrix: Water
PWS: Site ID: Sample Type:

Parameters	Method	Act ± Unc (MDC) Carr Trac	Units	Analyzed	CAS No.	Qual
	Pace Analytical Services - Greensburg					
Radium-226	EPA 9315	**1.52 ± 0.427 (0.387) C:90% T:NA**	pCi/L	09/05/22 08:50	13982-63-3	
	Pace Analytical Services - Greensburg					
Radium-228	EPA 9320	**2.12 ± 0.625 (0.782) C:71% T:94%**	pCi/L	08/30/22 12:38	15262-20-1	
	Pace Analytical Services - Greensburg					
Total Radium	Total Radium Calculation	**3.64 ± 1.05 (1.17)**	pCi/L	09/06/22 15:25	7440-14-4	

This report shall not be reproduced, except in full,
without the written consent of Pace Analytical Services, LLC.

Pace Analytical Services, LLC
110 Technology Parkway
Peachtree Corners, GA 30092
(770)734-4200

ANALYTICAL RESULTS - RADIOCHEMISTRY

Project: BOWEN AP-1 RAD-Revised Report
Pace Project No.: 92617402

Sample: BGWC-39 **Lab ID: 92617402041** Collected: 08/02/22 09:30 Received: 08/04/22 10:00 Matrix: Water
PWS: Site ID: Sample Type:

Parameters	Method	Act ± Unc (MDC) Carr Trac	Units	Analyzed	CAS No.	Qual
	Pace Analytical Services - Greensburg					
Radium-226	EPA 9315	**0.258 ± 0.161 (0.238)** **C:97% T:NA**	pCi/L	09/05/22 08:50	13982-63-3	
	Pace Analytical Services - Greensburg					
Radium-228	EPA 9320	**0.672 ± 0.420 (0.803)** **C:73% T:93%**	pCi/L	08/30/22 12:38	15262-20-1	
	Pace Analytical Services - Greensburg					
Total Radium	Total Radium Calculation	**0.930 ± 0.581 (1.04)**	pCi/L	09/07/22 10:16	7440-14-4	

This report shall not be reproduced, except in full,
without the written consent of Pace Analytical Services, LLC.

Pace Analytical Services, LLC
110 Technology Parkway
Peachtree Corners, GA 30092
(770)734-4200

ANALYTICAL RESULTS - RADIOCHEMISTRY

Project: BOWEN AP-1 RAD-Revised Report
Pace Project No.: 92617402

Sample: FB-6 **Lab ID: 92617402042** Collected: 08/02/22 12:25 Received: 08/04/22 10:00 Matrix: Water
PWS: Site ID: Sample Type:

Parameters	Method	Act ± Unc (MDC) Carr Trac	Units	Analyzed	CAS No.	Qual
	Pace Analytical Services - Greensburg					
Radium-226	EPA 9315	**0.0130 ± 0.100 (0.267)** **C:94% T:NA**	pCi/L	09/05/22 12:55	13982-63-3	
	Pace Analytical Services - Greensburg					
Radium-228	EPA 9320	**0.776 ± 0.403 (0.720)** **C:71% T:95%**	pCi/L	08/30/22 12:38	15262-20-1	
	Pace Analytical Services - Greensburg					
Total Radium	Total Radium Calculation	**0.789 ± 0.503 (0.987)**	pCi/L	09/07/22 10:16	7440-14-4	

This report shall not be reproduced, except in full,
without the written consent of Pace Analytical Services, LLC.

Pace Analytical Services, LLC
110 Technology Parkway
Peachtree Corners, GA 30092
(770)734-4200

ANALYTICAL RESULTS - RADIOCHEMISTRY

Project: BOWEN AP-1 RAD-Revised Report
Pace Project No.: 92617402

Sample: DUP-5 **Lab ID: 92617402043** Collected: 08/02/22 00:00 Received: 08/04/22 10:00 Matrix: Water
PWS: Site ID: Sample Type:

Parameters	Method	Act ± Unc (MDC) Carr Trac	Units	Analyzed	CAS No.	Qual
	Pace Analytical Services - Greensburg					
Radium-226	EPA 9315	**0.179 ± 0.161 (0.295) C:85% T:NA**	pCi/L	09/05/22 08:50	13982-63-3	
	Pace Analytical Services - Greensburg					
Radium-228	EPA 9320	**0.835 ± 0.440 (0.792) C:69% T:91%**	pCi/L	08/30/22 12:38	15262-20-1	
	Pace Analytical Services - Greensburg					
Total Radium	Total Radium Calculation	**1.01 ± 0.601 (1.09)**	pCi/L	09/07/22 10:16	7440-14-4	

This report shall not be reproduced, except in full,
without the written consent of Pace Analytical Services, LLC.

Pace Analytical Services, LLC
110 Technology Parkway
Peachtree Corners, GA 30092
(770)734-4200

ANALYTICAL RESULTS - RADIOCHEMISTRY

Project: BOWEN AP-1 RAD-Revised Report
Pace Project No.: 92617402

Sample: EB-2 **Lab ID: 92617402044** Collected: 08/02/22 12:30 Received: 08/04/22 10:00 Matrix: Water
PWS: Site ID: Sample Type:

Parameters	Method	Act ± Unc (MDC) Carr Trac	Units	Analyzed	CAS No.	Qual
	Pace Analytical Services - Greensburg					
Radium-226	EPA 9315	**-0.0136 ± 0.108 (0.306) C:93% T:NA**	pCi/L	09/05/22 08:51	13982-63-3	
	Pace Analytical Services - Greensburg					
Radium-228	EPA 9320	**1.02 ± 0.427 (0.688) C:72% T:96%**	pCi/L	08/30/22 12:38	15262-20-1	
	Pace Analytical Services - Greensburg					
Total Radium	Total Radium Calculation	**1.02 ± 0.535 (0.994)**	pCi/L	09/07/22 10:16	7440-14-4	

This report shall not be reproduced, except in full,
without the written consent of Pace Analytical Services, LLC.

Pace Analytical Services, LLC
110 Technology Parkway
Peachtree Corners, GA 30092
(770)734-4200

ANALYTICAL RESULTS - RADIOCHEMISTRY

Project: BOWEN AP-1 RAD-Revised Report
Pace Project No.: 92617402

Sample: PZ-7 **Lab ID: 92617402045** Collected: 08/02/22 11:35 Received: 08/04/22 10:00 Matrix: Water
PWS: Site ID: Sample Type:

Parameters	Method	Act ± Unc (MDC) Carr Trac	Units	Analyzed	CAS No.	Qual
	Pace Analytical Services - Greensburg					
Radium-226	EPA 9315	**0.191 ± 0.139 (0.218) C:97% T:NA**	pCi/L	09/05/22 08:51	13982-63-3	
	Pace Analytical Services - Greensburg					
Radium-228	EPA 9320	**1.49 ± 0.567 (0.878) C:68% T:90%**	pCi/L	08/30/22 12:39	15262-20-1	
	Pace Analytical Services - Greensburg					
Total Radium	Total Radium Calculation	**1.68 ± 0.706 (1.10)**	pCi/L	09/07/22 10:16	7440-14-4	

This report shall not be reproduced, except in full,
without the written consent of Pace Analytical Services, LLC.

Pace Analytical Services, LLC
110 Technology Parkway
Peachtree Corners, GA 30092
(770)734-4200

ANALYTICAL RESULTS - RADIOCHEMISTRY

Project: BOWEN AP-1 RAD-Revised Report
Pace Project No.: 92617402

Sample: BGWC-23 **Lab ID: 92617402046** Collected: 08/01/22 15:30 Received: 08/04/22 10:00 Matrix: Water
PWS: Site ID: Sample Type:

Parameters	Method	Act ± Unc (MDC) Carr Trac	Units	Analyzed	CAS No.	Qual
	Pace Analytical Services - Greensburg					
Radium-226	EPA 9315	**0.468 ± 0.208 (0.245)** **C:94% T:NA**	pCi/L	09/05/22 08:51	13982-63-3	
	Pace Analytical Services - Greensburg					
Radium-228	EPA 9320	**1.81 ± 0.602 (0.834)** **C:68% T:88%**	pCi/L	08/30/22 12:39	15262-20-1	
	Pace Analytical Services - Greensburg					
Total Radium	Total Radium Calculation	**2.28 ± 0.810 (1.08)**	pCi/L	09/07/22 10:16	7440-14-4	

This report shall not be reproduced, except in full,
without the written consent of Pace Analytical Services, LLC.

Pace Analytical Services, LLC
110 Technology Parkway
Peachtree Corners, GA 30092
(770)734-4200

ANALYTICAL RESULTS - RADIOCHEMISTRY

Project: BOWEN AP-1 RAD-Revised Report
Pace Project No.: 92617402

Sample: BGWC-30 **Lab ID: 92617402047** Collected: 08/01/22 10:20 Received: 08/04/22 10:00 Matrix: Water
PWS: Site ID: Sample Type:

Parameters	Method	Act ± Unc (MDC) Carr Trac	Units	Analyzed	CAS No.	Qual
	Pace Analytical Services - Greensburg					
Radium-226	EPA 9315	**0.486 ± 0.215 (0.229)** **C:87% T:NA**	pCi/L	09/05/22 08:51	13982-63-3	
	Pace Analytical Services - Greensburg					
Radium-228	EPA 9320	**0.527 ± 0.401 (0.793)** **C:71% T:89%**	pCi/L	08/30/22 12:39	15262-20-1	
	Pace Analytical Services - Greensburg					
Total Radium	Total Radium Calculation	**1.01 ± 0.616 (1.02)**	pCi/L	09/07/22 10:16	7440-14-4	

This report shall not be reproduced, except in full,
without the written consent of Pace Analytical Services, LLC.

Pace Analytical Services, LLC
110 Technology Parkway
Peachtree Corners, GA 30092
(770)734-4200

ANALYTICAL RESULTS - RADIOCHEMISTRY

Project: BOWEN AP-1 RAD-Revised Report
Pace Project No.: 92617402

Sample: BGWC-43D **Lab ID: 92617402048** Collected: 08/01/22 14:45 Received: 08/04/22 10:00 Matrix: Water
PWS: Site ID: Sample Type:

Parameters	Method	Act ± Unc (MDC) Carr Trac	Units	Analyzed	CAS No.	Qual
	Pace Analytical Services - Greensburg					
Radium-226	EPA 9315	**0.309 ± 0.179 (0.257) C:90% T:NA**	pCi/L	09/05/22 08:52	13982-63-3	
	Pace Analytical Services - Greensburg					
Radium-228	EPA 9320	**1.07 ± 0.440 (0.700) C:70% T:96%**	pCi/L	08/30/22 12:39	15262-20-1	
	Pace Analytical Services - Greensburg					
Total Radium	Total Radium Calculation	**1.38 ± 0.619 (0.957)**	pCi/L	09/07/22 10:16	7440-14-4	

This report shall not be reproduced, except in full,
without the written consent of Pace Analytical Services, LLC.

Pace Analytical Services, LLC
110 Technology Parkway
Peachtree Corners, GA 30092
(770)734-4200

ANALYTICAL RESULTS - RADIOCHEMISTRY

Project: BOWEN AP-1 RAD-Revised Report
Pace Project No.: 92617402

Sample: BGWC-49D **Lab ID: 92617402049** Collected: 08/01/22 13:00 Received: 08/04/22 10:00 Matrix: Water
PWS: Site ID: Sample Type:

Parameters	Method	Act ± Unc (MDC) Carr Trac	Units	Analyzed	CAS No.	Qual
	Pace Analytical Services - Greensburg					
Radium-226	EPA 9315	**0.812 ± 0.278 (0.240)** **C:92% T:NA**	pCi/L	09/05/22 08:52	13982-63-3	
	Pace Analytical Services - Greensburg					
Radium-228	EPA 9320	**1.55 ± 0.514 (0.694)** **C:70% T:93%**	pCi/L	08/30/22 12:39	15262-20-1	
	Pace Analytical Services - Greensburg					
Total Radium	Total Radium Calculation	**2.36 ± 0.792 (0.934)**	pCi/L	09/07/22 10:16	7440-14-4	

This report shall not be reproduced, except in full,
without the written consent of Pace Analytical Services, LLC.

Pace Analytical Services, LLC
110 Technology Parkway
Peachtree Corners, GA 30092
(770)734-4200

ANALYTICAL RESULTS - RADIOCHEMISTRY

Project: BOWEN AP-1 RAD-Revised Report
Pace Project No.: 92617402

Sample: BGWC-51 **Lab ID: 92617402050** Collected: 08/01/22 12:00 Received: 08/04/22 10:00 Matrix: Water
PWS: Site ID: Sample Type:

Parameters	Method	Act ± Unc (MDC) Carr Trac	Units	Analyzed	CAS No.	Qual
	Pace Analytical Services - Greensburg					
Radium-226	EPA 9315	**0.100 ± 0.108 (0.203) C:92% T:NA**	pCi/L	09/05/22 08:52	13982-63-3	
	Pace Analytical Services - Greensburg					
Radium-228	EPA 9320	**0.542 ± 0.457 (0.932) C:71% T:93%**	pCi/L	08/30/22 12:46	15262-20-1	
	Pace Analytical Services - Greensburg					
Total Radium	Total Radium Calculation	**0.642 ± 0.565 (1.14)**	pCi/L	09/07/22 10:16	7440-14-4	

This report shall not be reproduced, except in full,
without the written consent of Pace Analytical Services, LLC.

Pace Analytical Services, LLC
110 Technology Parkway
Peachtree Corners, GA 30092
(770)734-4200

ANALYTICAL RESULTS - RADIOCHEMISTRY

Project: BOWEN AP-1 RAD-Revised Report
Pace Project No.: 92617402

Sample: FB-5 **Lab ID: 92617402051** Collected: 08/01/22 16:15 Received: 08/04/22 10:00 Matrix: Water
PWS: Site ID: Sample Type:

Parameters	Method	Act ± Unc (MDC) Carr Trac	Units	Analyzed	CAS No.	Qual
	Pace Analytical Services - Greensburg					
Radium-226	EPA 9315	**0.0708 ± 0.108 (0.235) C:95% T:NA**	pCi/L	09/05/22 08:52	13982-63-3	
	Pace Analytical Services - Greensburg					
Radium-228	EPA 9320	**0.222 ± 0.486 (1.07) C:71% T:93%**	pCi/L	08/30/22 12:46	15262-20-1	
	Pace Analytical Services - Greensburg					
Total Radium	Total Radium Calculation	**0.293 ± 0.594 (1.31)**	pCi/L	09/07/22 10:16	7440-14-4	

This report shall not be reproduced, except in full,
without the written consent of Pace Analytical Services, LLC.

Pace Analytical Services, LLC
110 Technology Parkway
Peachtree Corners, GA 30092
(770)734-4200

ANALYTICAL RESULTS - RADIOCHEMISTRY

Project: BOWEN AP-1 RAD-Revised Report
Pace Project No.: 92617402

Sample: DUP-4 **Lab ID: 92617402052** Collected: 08/01/22 00:00 Received: 08/04/22 10:00 Matrix: Water
PWS: Site ID: Sample Type:

Parameters	Method	Act ± Unc (MDC) Carr Trac	Units	Analyzed	CAS No.	Qual
	Pace Analytical Services - Greensburg					
Radium-226	EPA 9315	**0.0423 ± 0.125 (0.306) C:89% T:NA**	pCi/L	09/05/22 08:34	13982-63-3	
	Pace Analytical Services - Greensburg					
Radium-228	EPA 9320	**0.539 ± 0.299 (0.512) C:71% T:94%**	pCi/L	08/30/22 12:39	15262-20-1	
	Pace Analytical Services - Greensburg					
Total Radium	Total Radium Calculation	**0.581 ± 0.424 (0.818)**	pCi/L	09/07/22 10:16	7440-14-4	

This report shall not be reproduced, except in full,
without the written consent of Pace Analytical Services, LLC.

Pace Analytical Services, LLC
110 Technology Parkway
Peachtree Corners, GA 30092
(770)734-4200

ANALYTICAL RESULTS - RADIOCHEMISTRY

Project: BOWEN AP-1 RAD-Revised Report
Pace Project No.: 92617402

Sample: EB-1 **Lab ID: 92617402053** Collected: 08/01/22 16:25 Received: 08/04/22 10:00 Matrix: Water
PWS: Site ID: Sample Type:

Parameters	Method	Act ± Unc (MDC) Carr Trac	Units	Analyzed	CAS No.	Qual
	Pace Analytical Services - Greensburg					
Radium-226	EPA 9315	**-0.00539 ± 0.0798 (0.234) C:91% T:NA**	pCi/L	09/05/22 08:53	13982-63-3	
	Pace Analytical Services - Greensburg					
Radium-228	EPA 9320	**0.585 ± 0.371 (0.696) C:70% T:93%**	pCi/L	08/30/22 12:40	15262-20-1	
	Pace Analytical Services - Greensburg					
Total Radium	Total Radium Calculation	**0.585 ± 0.451 (0.930)**	pCi/L	09/07/22 10:16	7440-14-4	

This report shall not be reproduced, except in full,
without the written consent of Pace Analytical Services, LLC.

Pace Analytical Services, LLC
110 Technology Parkway
Peachtree Corners, GA 30092
(770)734-4200

QUALITY CONTROL - RADIOCHEMISTRY

Project: BOWEN AP-1 RAD-Revised Report
Pace Project No.: 92617402

QC Batch: 522971 | Analysis Method: EPA 9315
QC Batch Method: EPA 9315 | Analysis Description: 9315 Total Radium
Laboratory: Pace Analytical Services - Greensburg

Associated Lab Samples: 92617402001, 92617402002, 92617402003, 92617402004, 92617402005, 92617402006, 92617402007, 92617402008, 92617402009, 92617402010, 92617402011, 92617402012, 92617402013, 92617402014, 92617402015, 92617402016, 92617402017, 92617402018, 92617402019, 92617402020

METHOD BLANK: 2535151 | Matrix: Water

Associated Lab Samples: 92617402001, 92617402002, 92617402003, 92617402004, 92617402005, 92617402006, 92617402007, 92617402008, 92617402009, 92617402010, 92617402011, 92617402012, 92617402013, 92617402014, 92617402015, 92617402016, 92617402017, 92617402018, 92617402019, 92617402020

Parameter	Act ± Unc (MDC) Carr Trac	Units	Analyzed	Qualifiers
Radium-226	0.0294 ± 0.0749 (0.181) C:91% T:NA	pCi/L	08/29/22 09:34	

Results presented on this page are in the units indicated by the "Units" column except where an alternate unit is presented to the right of the result.

This report shall not be reproduced, except in full,
without the written consent of Pace Analytical Services, LLC.

Pace Analytical Services, LLC
110 Technology Parkway
Peachtree Corners, GA 30092
(770)734-4200

QUALITY CONTROL - RADIOCHEMISTRY

Project: BOWEN AP-1 RAD-Revised Report
Pace Project No.: 92617402

QC Batch: 525942 | Analysis Method: EPA 9320
QC Batch Method: EPA 9320 | Analysis Description: 9320 Radium 228
Laboratory: Pace Analytical Services - Greensburg

Associated Lab Samples: 92617402038, 92617402039, 92617402040, 92617402041, 92617402042, 92617402043, 92617402044, 92617402045, 92617402046, 92617402047, 92617402048, 92617402049, 92617402050, 92617402051, 92617402052, 92617402053

METHOD BLANK: 2551544 | Matrix: Water

Associated Lab Samples: 92617402038, 92617402039, 92617402040, 92617402041, 92617402042, 92617402043, 92617402044, 92617402045, 92617402046, 92617402047, 92617402048, 92617402049, 92617402050, 92617402051, 92617402052, 92617402053

Parameter	Act ± Unc (MDC) Carr Trac	Units	Analyzed	Qualifiers
Radium-228	0.337 ± 0.280 (0.556) C:74% T:97%	pCi/L	08/30/22 12:39	

Results presented on this page are in the units indicated by the "Units" column except where an alternate unit is presented to the right of the result.

This report shall not be reproduced, except in full,
without the written consent of Pace Analytical Services, LLC.

Pace Analytical Services, LLC
110 Technology Parkway
Peachtree Corners, GA 30092
(770)734-4200

QUALITY CONTROL - RADIOCHEMISTRY

Project: BOWEN AP-1 RAD-Revised Report
Pace Project No.: 92617402

QC Batch: 522973
QC Batch Method: EPA 9315
Analysis Method: EPA 9315
Analysis Description: 9315 Total Radium
Laboratory: Pace Analytical Services - Greensburg
Associated Lab Samples: 92617402021

METHOD BLANK: 2535155
Matrix: Water
Associated Lab Samples: 92617402021

Parameter	Act ± Unc (MDC) Carr Trac	Units	Analyzed	Qualifiers
Radium-226	0.189 ± 0.168 (0.271) C:94% T:NA	pCi/L	08/29/22 10:44	

Results presented on this page are in the units indicated by the "Units" column except where an alternate unit is presented to the right of the result.

This report shall not be reproduced, except in full,
without the written consent of Pace Analytical Services, LLC.

Pace Analytical Services, LLC
110 Technology Parkway
Peachtree Corners, GA 30092
(770)734-4200

QUALITY CONTROL - RADIOCHEMISTRY

Project: BOWEN AP-1 RAD-Revised Report
Pace Project No.: 92617402

QC Batch: 523290 | Analysis Method: EPA 9320
QC Batch Method: EPA 9320 | Analysis Description: 9320 Radium 228
Laboratory: Pace Analytical Services - Greensburg

Associated Lab Samples: 92617402001, 92617402002, 92617402003, 92617402004, 92617402005, 92617402006, 92617402007, 92617402008, 92617402009, 92617402010, 92617402011, 92617402012, 92617402013, 92617402014, 92617402015, 92617402016, 92617402017, 92617402018, 92617402019, 92617402020

METHOD BLANK: 2536918 | Matrix: Water

Associated Lab Samples: 92617402001, 92617402002, 92617402003, 92617402004, 92617402005, 92617402006, 92617402007, 92617402008, 92617402009, 92617402010, 92617402011, 92617402012, 92617402013, 92617402014, 92617402015, 92617402016, 92617402017, 92617402018, 92617402019, 92617402020

Parameter	Act ± Unc (MDC) Carr Trac	Units	Analyzed	Qualifiers
Radium-228	0.377 ± 0.443 (0.935) C:77% T:74%	pCi/L	08/23/22 12:48	

Results presented on this page are in the units indicated by the "Units" column except where an alternate unit is presented to the right of the result.

This report shall not be reproduced, except in full,
without the written consent of Pace Analytical Services, LLC.

Pace Analytical Services, LLC
110 Technology Parkway
Peachtree Corners, GA 30092
(770)734-4200

QUALITY CONTROL - RADIOCHEMISTRY

Project: BOWEN AP-1 RAD-Revised Report
Pace Project No.: 92617402

QC Batch: 524231 | Analysis Method: EPA 9320
QC Batch Method: EPA 9320 | Analysis Description: 9320 Radium 228
Laboratory: Pace Analytical Services - Greensburg

Associated Lab Samples: 92617402022, 92617402023, 92617402024, 92617402025, 92617402026, 92617402027, 92617402028, 92617402029, 92617402030, 92617402031, 92617402032, 92617402033, 92617402034, 92617402035, 92617402036, 92617402037

METHOD BLANK: 2542213 | Matrix: Water

Associated Lab Samples: 92617402022, 92617402023, 92617402024, 92617402025, 92617402026, 92617402027, 92617402028, 92617402029, 92617402030, 92617402031, 92617402032, 92617402033, 92617402034, 92617402035, 92617402036, 92617402037

Parameter	Act ± Unc (MDC) Carr Trac	Units	Analyzed	Qualifiers
Radium-228	0.175 ± 0.323 (0.707) C:76% T:97%	pCi/L	08/25/22 16:14	

Results presented on this page are in the units indicated by the "Units" column except where an alternate unit is presented to the right of the result.

This report shall not be reproduced, except in full,
without the written consent of Pace Analytical Services, LLC.

Pace Analytical Services, LLC
110 Technology Parkway
Peachtree Corners, GA 30092
(770)734-4200

QUALITY CONTROL - RADIOCHEMISTRY

Project: BOWEN AP-1 RAD-Revised Report
Pace Project No.: 92617402

QC Batch: 525508 | Analysis Method: EPA 9315
QC Batch Method: EPA 9315 | Analysis Description: 9315 Total Radium
Laboratory: Pace Analytical Services - Greensburg

Associated Lab Samples: 92617402038, 92617402039, 92617402040, 92617402041, 92617402042, 92617402043, 92617402044, 92617402045, 92617402046, 92617402047, 92617402048, 92617402049, 92617402050, 92617402051, 92617402052, 92617402053

METHOD BLANK: 2549229 | Matrix: Water

Associated Lab Samples: 92617402038, 92617402039, 92617402040, 92617402041, 92617402042, 92617402043, 92617402044, 92617402045, 92617402046, 92617402047, 92617402048, 92617402049, 92617402050, 92617402051, 92617402052, 92617402053

Parameter	Act ± Unc (MDC) Carr Trac	Units	Analyzed	Qualifiers
Radium-226	0.00507 ± 0.115 (0.309) C:93% T:NA	pCi/L	09/05/22 08:49	

Results presented on this page are in the units indicated by the "Units" column except where an alternate unit is presented to the right of the result.

This report shall not be reproduced, except in full,
without the written consent of Pace Analytical Services, LLC.

Pace Analytical Services, LLC
110 Technology Parkway
Peachtree Corners, GA 30092
(770)734-4200

QUALITY CONTROL - RADIOCHEMISTRY

Project: BOWEN AP-1 RAD-Revised Report
Pace Project No.: 92617402

QC Batch: 523291
QC Batch Method: EPA 9320
Analysis Method: EPA 9320
Analysis Description: 9320 Radium 228
Laboratory: Pace Analytical Services - Greensburg
Associated Lab Samples: 92617402021

METHOD BLANK: 2536921
Matrix: Water
Associated Lab Samples: 92617402021

Parameter	Act ± Unc (MDC) Carr Trac	Units	Analyzed	Qualifiers
Radium-228	0.335 ± 0.306 (0.620) C:77% T:93%	pCi/L	08/25/22 11:35	

Results presented on this page are in the units indicated by the "Units" column except where an alternate unit is presented to the right of the result.

This report shall not be reproduced, except in full,
without the written consent of Pace Analytical Services, LLC.

Pace Analytical Services, LLC
110 Technology Parkway
Peachtree Corners, GA 30092
(770)734-4200

QUALITY CONTROL - RADIOCHEMISTRY

Project: BOWEN AP-1 RAD-Revised Report
Pace Project No.: 92617402

QC Batch: 524139 | Analysis Method: EPA 9315
QC Batch Method: EPA 9315 | Analysis Description: 9315 Total Radium
Laboratory: Pace Analytical Services - Greensburg

Associated Lab Samples: 92617402022, 92617402023, 92617402024, 92617402025, 92617402026, 92617402027, 92617402028, 92617402029, 92617402030, 92617402031, 92617402032, 92617402033, 92617402034, 92617402035, 92617402036, 92617402037

METHOD BLANK: 2541952 | Matrix: Water

Associated Lab Samples: 92617402022, 92617402023, 92617402024, 92617402025, 92617402026, 92617402027, 92617402028, 92617402029, 92617402030, 92617402031, 92617402032, 92617402033, 92617402034, 92617402035, 92617402036, 92617402037

Parameter	Act ± Unc (MDC) Carr Trac	Units	Analyzed	Qualifiers
Radium-226	0.0378 ± 0.0708 (0.162) C:96% T:NA	pCi/L	08/30/22 09:19	

Results presented on this page are in the units indicated by the "Units" column except where an alternate unit is presented to the right of the result.

This report shall not be reproduced, except in full,
without the written consent of Pace Analytical Services, LLC.

Pace Analytical Services, LLC
110 Technology Parkway
Peachtree Corners, GA 30092
(770)734-4200

QUALIFIERS

Project: BOWEN AP-1 RAD-Revised Report
Pace Project No.: 92617402

DEFINITIONS

DF - Dilution Factor, if reported, represents the factor applied to the reported data due to dilution of the sample aliquot.

ND - Not Detected at or above adjusted reporting limit.

TNTC - Too Numerous To Count

J - Estimated concentration above the adjusted method detection limit and below the adjusted reporting limit.

MDL - Adjusted Method Detection Limit.

PQL - Practical Quantitation Limit.

RL - Reporting Limit - The lowest concentration value that meets project requirements for quantitative data with known precision and bias for a specific analyte in a specific matrix.

S - Surrogate

1,2-Diphenylhydrazine decomposes to and cannot be separated from Azobenzene using Method 8270. The result for each analyte is a combined concentration.

Consistent with EPA guidelines, unrounded data are displayed and have been used to calculate % recovery and RPD values.

LCS(D) - Laboratory Control Sample (Duplicate)

MS(D) - Matrix Spike (Duplicate)

DUP - Sample Duplicate

RPD - Relative Percent Difference

NC - Not Calculable.

SG - Silica Gel - Clean-Up

U - Indicates the compound was analyzed for, but not detected.

Acid preservation may not be appropriate for 2 Chloroethylvinyl ether.

A separate vial preserved to a pH of 4-5 is recommended in SW846 Chapter 4 for the analysis of Acrolein and Acrylonitrile by EPA Method 8260.

N-Nitrosodiphenylamine decomposes and cannot be separated from Diphenylamine using Method 8270. The result reported for each analyte is a combined concentration.

Reported results are not rounded until the final step prior to reporting. Therefore, calculated parameters that are typically reported as "Total" may vary slightly from the sum of the reported component parameters.

Act - Activity

Unc - Uncertainty: SDWA = 1.96 sigma count uncertainty, all other matrices = Expanded Uncertainty (95% confidence interval). Gamma Spec = Expanded Uncertainty (95.4% Confidence Interval)

(MDC) - Minimum Detectable Concentration

Trac - Tracer Recovery (%)

Carr - Carrier Recovery (%)

Pace Analytical is TNI accredited. Contact your Pace PM for the current list of accredited analytes.

TNI - The NELAC Institute.

This report shall not be reproduced, except in full,
without the written consent of Pace Analytical Services, LLC.

Pace Analytical Services, LLC
110 Technology Parkway
Peachtree Corners, GA 30092
(770)734-4200

QUALITY CONTROL DATA CROSS REFERENCE TABLE

Project: BOWEN AP-1 RAD-Revised Report
Pace Project No.: 92617402

Lab ID	Sample ID	QC Batch Method	QC Batch	Analytical Method	Analytical Batch
92617402001	**BGWA-2**	EPA 9315	522971		
92617402002	**BGWA-29**	EPA 9315	522971		
92617402003	**BGWA-47D**	EPA 9315	522971		
92617402004	**BGWA-48D**	EPA 9315	522971		
92617402005	**BGWC-8**	EPA 9315	522971		
92617402006	**BGWC-9**	EPA 9315	522971		
92617402007	**BGWC-14A**	EPA 9315	522971		
92617402008	**BGWA-6**	EPA 9315	522971		
92617402009	**BGWC-44D**	EPA 9315	522971		
92617402010	**BGWC-50D**	EPA 9315	522971		
92617402011	**FB-1**	EPA 9315	522971		
92617402012	**DUP-1**	EPA 9315	522971		
92617402013	**BGWC-12**	EPA 9315	522971		
92617402014	**BGWC-16**	EPA 9315	522971		
92617402015	**BGWC-17**	EPA 9315	522971		
92617402016	**BGWC-18**	EPA 9315	522971		
92617402017	**BGWC-19**	EPA 9315	522971		
92617402018	**BGWC-20**	EPA 9315	522971		
92617402019	**BGWC-25**	EPA 9315	522971		
92617402020	**FB-2**	EPA 9315	522971		
92617402021	**DUP-2**	EPA 9315	522973		
92617402022	**BGWC-7**	EPA 9315	524139		
92617402023	**BGWC-10**	EPA 9315	524139		
92617402024	**BGWC-21**	EPA 9315	524139		
92617402025	**BGWC-31**	EPA 9315	524139		
92617402026	**BGWC-34D**	EPA 9315	524139		
92617402027	**BGWC-35D**	EPA 9315	524139		
92617402028	**BGWC-37D**	EPA 9315	524139		
92617402029	**BGWC-40**	EPA 9315	524139		
92617402030	**BGWC-42D**	EPA 9315	524139		
92617402031	**BGWC-52**	EPA 9315	524139		
92617402032	**FB-3**	EPA 9315	524139		
92617402033	**DUP-3**	EPA 9315	524139		
92617402034	**BGWC-32**	EPA 9315	524139		
92617402035	**BGWC-36D**	EPA 9315	524139		
92617402036	**BGWC-41D**	EPA 9315	524139		
92617402037	**FB-4**	EPA 9315	524139		
92617402038	**BGWC-22**	EPA 9315	525508		
92617402039	**BGWC-24**	EPA 9315	525508		
92617402040	**BGWC-38D**	EPA 9315	525508		
92617402041	**BGWC-39**	EPA 9315	525508		
92617402042	**FB-6**	EPA 9315	525508		
92617402043	**DUP-5**	EPA 9315	525508		
92617402044	**EB-2**	EPA 9315	525508		
92617402045	**PZ-7**	EPA 9315	525508		
92617402046	**BGWC-23**	EPA 9315	525508		
92617402047	**BGWC-30**	EPA 9315	525508		

This report shall not be reproduced, except in full,
without the written consent of Pace Analytical Services, LLC.

Pace Analytical Services, LLC
110 Technology Parkway
Peachtree Corners, GA 30092
(770)734-4200

QUALITY CONTROL DATA CROSS REFERENCE TABLE

Project: BOWEN AP-1 RAD-Revised Report
Pace Project No.: 92617402

Lab ID	Sample ID	QC Batch Method	QC Batch	Analytical Method	Analytical Batch
92617402048	**BGWC-43D**	EPA 9315	525508		
92617402049	**BGWC-49D**	EPA 9315	525508		
92617402050	**BGWC-51**	EPA 9315	525508		
92617402051	**FB-5**	EPA 9315	525508		
92617402052	**DUP-4**	EPA 9315	525508		
92617402053	**EB-1**	EPA 9315	525508		
92617402001	**BGWA-2**	EPA 9320	523290		
92617402002	**BGWA-29**	EPA 9320	523290		
92617402003	**BGWA-47D**	EPA 9320	523290		
92617402004	**BGWA-48D**	EPA 9320	523290		
92617402005	**BGWC-8**	EPA 9320	523290		
92617402006	**BGWC-9**	EPA 9320	523290		
92617402007	**BGWC-14A**	EPA 9320	523290		
92617402008	**BGWA-6**	EPA 9320	523290		
92617402009	**BGWC-44D**	EPA 9320	523290		
92617402010	**BGWC-50D**	EPA 9320	523290		
92617402011	**FB-1**	EPA 9320	523290		
92617402012	**DUP-1**	EPA 9320	523290		
92617402013	**BGWC-12**	EPA 9320	523290		
92617402014	**BGWC-16**	EPA 9320	523290		
92617402015	**BGWC-17**	EPA 9320	523290		
92617402016	**BGWC-18**	EPA 9320	523290		
92617402017	**BGWC-19**	EPA 9320	523290		
92617402018	**BGWC-20**	EPA 9320	523290		
92617402019	**BGWC-25**	EPA 9320	523290		
92617402020	**FB-2**	EPA 9320	523290		
92617402021	**DUP-2**	EPA 9320	523291		
92617402022	**BGWC-7**	EPA 9320	524231		
92617402023	**BGWC-10**	EPA 9320	524231		
92617402024	**BGWC-21**	EPA 9320	524231		
92617402025	**BGWC-31**	EPA 9320	524231		
92617402026	**BGWC-34D**	EPA 9320	524231		
92617402027	**BGWC-35D**	EPA 9320	524231		
92617402028	**BGWC-37D**	EPA 9320	524231		
92617402029	**BGWC-40**	EPA 9320	524231		
92617402030	**BGWC-42D**	EPA 9320	524231		
92617402031	**BGWC-52**	EPA 9320	524231		
92617402032	**FB-3**	EPA 9320	524231		
92617402033	**DUP-3**	EPA 9320	524231		
92617402034	**BGWC-32**	EPA 9320	524231		
92617402035	**BGWC-36D**	EPA 9320	524231		
92617402036	**BGWC-41D**	EPA 9320	524231		
92617402037	**FB-4**	EPA 9320	524231		
92617402038	**BGWC-22**	EPA 9320	525942		
92617402039	**BGWC-24**	EPA 9320	525942		
92617402040	**BGWC-38D**	EPA 9320	525942		
92617402041	**BGWC-39**	EPA 9320	525942		

This report shall not be reproduced, except in full,
without the written consent of Pace Analytical Services, LLC.

Pace Analytical Services, LLC
110 Technology Parkway
Peachtree Corners, GA 30092
(770)734-4200

QUALITY CONTROL DATA CROSS REFERENCE TABLE

Project: BOWEN AP-1 RAD-Revised Report
Pace Project No.: 92617402

Lab ID	Sample ID	QC Batch Method	QC Batch	Analytical Method	Analytical Batch
92617402042	**FB-6**	EPA 9320	525942		
92617402043	**DUP-5**	EPA 9320	525942		
92617402044	**EB-2**	EPA 9320	525942		
92617402045	**PZ-7**	EPA 9320	525942		
92617402046	**BGWC-23**	EPA 9320	525942		
92617402047	**BGWC-30**	EPA 9320	525942		
92617402048	**BGWC-43D**	EPA 9320	525942		
92617402049	**BGWC-49D**	EPA 9320	525942		
92617402050	**BGWC-51**	EPA 9320	525942		
92617402051	**FB-5**	EPA 9320	525942		
92617402052	**DUP-4**	EPA 9320	525942		
92617402053	**EB-1**	EPA 9320	525942		
92617402001	**BGWA-2**	Total Radium Calculation	529137		
92617402002	**BGWA-29**	Total Radium Calculation	529137		
92617402003	**BGWA-47D**	Total Radium Calculation	529137		
92617402004	**BGWA-48D**	Total Radium Calculation	529137		
92617402005	**BGWC-8**	Total Radium Calculation	529137		
92617402006	**BGWC-9**	Total Radium Calculation	529137		
92617402007	**BGWC-14A**	Total Radium Calculation	529137		
92617402008	**BGWA-6**	Total Radium Calculation	529137		
92617402009	**BGWC-44D**	Total Radium Calculation	529137		
92617402010	**BGWC-50D**	Total Radium Calculation	529137		
92617402011	**FB-1**	Total Radium Calculation	529137		
92617402012	**DUP-1**	Total Radium Calculation	529137		
92617402013	**BGWC-12**	Total Radium Calculation	529137		
92617402014	**BGWC-16**	Total Radium Calculation	529137		
92617402015	**BGWC-17**	Total Radium Calculation	529137		
92617402016	**BGWC-18**	Total Radium Calculation	529137		
92617402017	**BGWC-19**	Total Radium Calculation	529137		
92617402018	**BGWC-20**	Total Radium Calculation	529137		
92617402019	**BGWC-25**	Total Radium Calculation	529137		
92617402020	**FB-2**	Total Radium Calculation	529137		
92617402021	**DUP-2**	Total Radium Calculation	529163		
92617402022	**BGWC-7**	Total Radium Calculation	529494		
92617402023	**BGWC-10**	Total Radium Calculation	529494		
92617402024	**BGWC-21**	Total Radium Calculation	529494		
92617402025	**BGWC-31**	Total Radium Calculation	529494		
92617402026	**BGWC-34D**	Total Radium Calculation	529494		
92617402027	**BGWC-35D**	Total Radium Calculation	529494		
92617402028	**BGWC-37D**	Total Radium Calculation	529494		
92617402029	**BGWC-40**	Total Radium Calculation	529494		
92617402030	**BGWC-42D**	Total Radium Calculation	529494		
92617402031	**BGWC-52**	Total Radium Calculation	529494		
92617402032	**FB-3**	Total Radium Calculation	529494		
92617402033	**DUP-3**	Total Radium Calculation	529494		
92617402034	**BGWC-32**	Total Radium Calculation	529494		
92617402035	**BGWC-36D**	Total Radium Calculation	529494		

This report shall not be reproduced, except in full,
without the written consent of Pace Analytical Services, LLC.

Pace Analytical Services, LLC
110 Technology Parkway
Peachtree Corners, GA 30092
(770)734-4200

QUALITY CONTROL DATA CROSS REFERENCE TABLE

Project: BOWEN AP-1 RAD-Revised Report
Pace Project No.: 92617402

Lab ID	Sample ID	QC Batch Method	QC Batch	Analytical Method	Analytical Batch
92617402036	**BGWC-41D**	Total Radium Calculation	529494		
92617402037	**FB-4**	Total Radium Calculation	529494		
92617402038	**BGWC-22**	Total Radium Calculation	530877		
92617402039	**BGWC-24**	Total Radium Calculation	530877		
92617402040	**BGWC-38D**	Total Radium Calculation	530877		
92617402041	**BGWC-39**	Total Radium Calculation	531039		
92617402042	**FB-6**	Total Radium Calculation	531039		
92617402043	**DUP-5**	Total Radium Calculation	531039		
92617402044	**EB-2**	Total Radium Calculation	531039		
92617402045	**PZ-7**	Total Radium Calculation	531039		
92617402046	**BGWC-23**	Total Radium Calculation	531039		
92617402047	**BGWC-30**	Total Radium Calculation	531039		
92617402048	**BGWC-43D**	Total Radium Calculation	531039		
92617402049	**BGWC-49D**	Total Radium Calculation	531039		
92617402050	**BGWC-51**	Total Radium Calculation	531039		
92617402051	**FB-5**	Total Radium Calculation	531039		
92617402052	**DUP-4**	Total Radium Calculation	531039		
92617402053	**EB-1**	Total Radium Calculation	531039		

This report shall not be reproduced, except in full,
without the written consent of Pace Analytical Services, LLC.

Pace	DC#_Title: ENV-FRM-HUN1-0083 v01_Sample Condition Upon Receipt
	Effective Date: 05/12/2022

Laboratory receiving samples:
Asheville ☐ Eden ☐ Greenwood ☐ Huntersville ☐ Raleigh ☐ Mechanicsville ☐ Atlanta ☑ Kernersville ☐

Sample Condition Upon Receipt

Client Name: GA Power

Project #: WO#: 92617402

92617402

Courier: ☐ Commercial ☐ Fed Ex ☐ UPS ☐ USPS ☐ Client ☑ Pace ☐ Other: ____

Custody Seal Present? ☐ Yes ☑ No Seals Intact? ☐ Yes ☐ No

Date/Initials Person Examining Contents: 7/28/22

Packing Material: ☐ Bubble Wrap ☐ Bubble Bags ☑ None ☐ Other

Biological Tissue Frozen? ☐ Yes ☐ No ☐ N/A

Thermometer: ☑ IR Gun ID: 214

Type of Ice: ☑ Wet ☐ Blue ☐ None

Cooler Temp: 3.3 Correction Factor Add/Subtract (°C): 0.0

Temp should be above freezing to 6°C
☐ Samples out of temp criteria. Samples on ice, cooling process has begun

Cooler Temp Corrected (°C): 3.3

USDA Regulated Soil (☐ N/A, water sample)
Did samples originate in a quarantine zone within the United States: CA, NY, or SC (check maps)? ☐ Yes ☐ No

Did samples originate from a foreign source (internationally, including Hawaii and Puerto Rico)? ☐ Yes ☐ No

				Comments/Discrepancy:
Chain of Custody Present?	☑ Yes	☐ No	☐ N/A	1.
Samples Arrived within Hold Time?	☑ Yes	☐ No	☐ N/A	2.
Short Hold Time Analysis (<72 hr.)?	☐ Yes	☑ No	☐ N/A	3.
Rush Turn Around Time Requested?	☐ Yes	☑ No	☐ N/A	4.
Sufficient Volume?	☑ Yes	☐ No	☐ N/A	5.
Correct Containers Used?	☑ Yes	☐ No	☐ N/A	6.
-Pace Containers Used?	☑ Yes	☐ No	☐ N/A	
Containers Intact?	☑ Yes	☐ No	☐ N/A	7.
Dissolved analysis: Samples Field Filtered?	☐ Yes	☐ No	☑ N/A	8.
Sample Labels Match COC?	☑ Yes	☐ No	☐ N/A	9.
-Includes Date/Time/ID/Analysis Matrix: W				
Headspace in VOA Vials (>5-6mm)?	☐ Yes	☐ No	☑ N/A	10.
Trip Blank Present?	☐ Yes	☐ No	☑ N/A	11.
Trip Blank Custody Seals Present?	☐ Yes	☐ No	☑ N/A	

COMMENTS/SAMPLE DISCREPANCY

Field Data Required? ☐ Yes ☐ No

Lot ID of split containers:

CLIENT NOTIFICATION/RESOLUTION

Person contacted: Date/Time:

Project Manager SCURF Review: Date:

Project Manager SRF Review: Date:

Pace

DC#_Title: ENV-FRM-HUN1-0083 v01_Sample Condition Upon Receipt

Effective Date: 05/12/2022

WO#: 92617402

PM: NMG Due Date: 08/18/22

CLIENT: GA-GA Power

***Check mark top half of box if pH and/or dechlorination is verified and within the acceptance range for preservation samples.**

Exceptions: VOA, Col form, TOC, Oil and Grease, DRO/8015 (water) DOC, LHg

****Bottom half of box is to list number of bottles**

*****Check all unpreserved Nitrates for chlorine**

Project #

Item#	BP4U-125 mL Plastic Unpreserved (N/A) (Cl-)	BP3U-250 mL Plastic Unpreserved (N/A)	BP2U-500 mL Plastic Unpreserved (N/A)	BP1U-1 liter Plastic Unpreserved (N/A)	BP4S-125 mL Plastic H2SO4 (pH < 2) (Cl-)	BP3N-250 mL plastic HNO3 (pH < 2)	BP4Z-125 mL Plastic ZN Acetate & NaOH (>9)	BP4B-125 mL Plastic NaOH (pH > 12) (Cl-)	WGFU-Wide-mouthed Glass jar Unpreserved	AG1U-1 liter Amber Unpreserved (N/A) (Cl-)	AG1H-1 liter Amber HCl (pH < 2)	AG3U-250 mL Amber Unpreserved (N/A) (Cl-)	AG1S-1 liter Amber H2SO4 (pH < 2)	AG3S-250 mL Amber H2SO4 (pH < 2)	DG9A-250 mL Amber NH4Cl (N/A)(Cl-)	DG9H-40 mL VOA HCl (N/A)	VG9T-40 mL VOA Na2S2O3 (N/A)	VG9U-40 mL VOA Unpreserved (N/A)	DG9V-40 mL VOA H3PO4 (N/A)	DG9S-40 mL VOA H2SO4 (N/A)	V/GK (3 vials per kit)-VPH/Gas kit (N/A)	SP5T-125 mL Sterile Plastic (N/A – lab)	SP2T-250 mL Sterile Plastic (N/A – lab)	BPIN	BP3R-250 mL Plastic (NH2)2SO4 (9.3-9.7)	AG0U-100 mL Amber Unpreserved (N/A) (Cl-)	VSGU-20 mL Scintillation vials (N/A)	DG9U-40 mL Amber Unpreserved vials (N/A)
1		2	1			1	1																	2				
2		2	1			1	1																	2				
3		2	1			1	1																	2				
4		2	1			1	1																	2				
5		2	1			1	1																	2				
6		2	1			1	1																	2				
7		2	1			1	1																	2				
8		2	1			1	1																	2				
9		2	1			1	1																	2				
10		2	1			1	1																	2				
11		2	1			1	1																	2				
12		2	1			1	1																	2				

pH Adjustment Log for Preserved Samples

Sample ID	Type of Preservative	pH upon receipt	Date preservation adjusted	Time preservation adjusted	Amount of Preservative added	Lot #

Note: Whenever there is a discrepancy affecting North Carolina compliance samples, a copy of this form will be sent to the North Carolina DENR Certification Office (i.e Out of hold, incorrect preservative, out of temp, incorrect containers.

DC#_Title: ENV-FRM-HUN1-0083 v01_Sample Condition Upon Receipt

Effective Date: 05/12/2022

***Check mark top half of box if pH and/or dechlorination is verified and within the acceptance range for preservation samples.**

Exceptions: VOA, Coliform, TOC, Oil and Grease, DRO/8015 (water) DOC, LLHg

****Bottom half of box is to list number of bottles**

*****Check all unpreserved Nitrates for chlorine**

Project #

WO#: 92617402

PM: NMG **Due Date: 08/18/22**

CLIENT: GA-GA Power

Item#	BP4U-125 mL Plastic Unpreserved (N/A) (Cl-)	BP3U-250 mL Plastic Unpreserved (N/A)	BP2U-500 mL Plastic Unpreserved (N/A)	BP1U-1 liter Plastic Unpreserved (N/A)	BP4S-125 mL Plastic H2SO4 (pH < 2) (Cl-)	BP3N-250 mL plastic HNO3 (pH < 2)	BP4Z-125 mL Plastic ZN Acetate & NaOH (>9)	BP4B-125 mL Plastic NaOH (pH > 12) (Cl-)	WGFU-Wide-mouthed Glass jar Unpreserved	AG1U-1 liter Amber Unpreserved (N/A) (Cl-)	AG1H-1 liter Amber HCl (pH < 2)	AG3U-250 mL Amber Unpreserved (N/A) (Cl-)	AG1S-1 liter Amber H2SO4 (pH < 2)	AG3S-250 mL Amber H2SO4 (pH < 2)	DG9A-250 mL Amber NH4Cl (N/A)(Cl-)	DG9H-40 mL VOA HCl (N/A)	VG9T-40 mL VOA Na2S2O3 (N/A)	VG9U-40 mL VOA Unpreserved (N/A)	DG9V-40 mL VOA H3PO4 (N/A)	DG9S-40 mL VOA H2SO4 (N/A)	V/GK (3 vials per kit)-VPH/Gas kit (N/A)	SPST-125 mL Sterile Plastic (N/A – lab)	SPZT-250 mL Sterile Plastic (N/A – lab)		BP3R-250 mL Plastic (NH2)2SO4 (9.3-9.7)	AGBU-100 mL Amber Unpreserved (N/A) (Cl-)	VSGU-20 mL Scintillation vials (N/A)	DG9U-40 mL Amber Unpreserved vials (N/A)
1		2	1			1	1																	2				
2		2	1			1	1																	2				
3		2	1			1	1																	2				
4		2	1			1	1																	2				
5		2	1			1	1																	2				
6		2	1			1	1																	2				
7		2	1			1	1																	2				
8		2	1			1	1																	2				
9		2	1			1	1																	2				
10																												
11																												
12																												

pH Adjustment Log for Preserved Samples

Sample ID	Type of Preservative	pH upon receipt	Date preservation adjusted	Time preservation adjusted	Amount of Preservative added	Lot #

Note: Whenever there is a discrepancy affecting North Carolina compliance samples, a copy of this form will be sent to the North Carolina DENR Certification Office (i.e. Out of hold, incorrect preservative, out of temp, incorrect containers.

Pace

CHAIN-OF-CUSTODY / Analytical Request Document

The Chain-of-Custody is a LEGAL DOCUMENT. All relevant fields must be completed accurately.

Submitting a sample via this chain of custody constitutes acknowledgment and acceptance of the Pace Terms and Conditions found at https://info.pacelabs.com/hubfs/pas-standard-terms.pdf.

Page: 1 Of 6

Section A — Required Client Information:

Company:	Georgia Power
Address:	241 Ralph McGill Blvd NE
	Atlanta, GA 30308
Email:	knjurinki@southernco.com
Phone:	(470) 217-0008 Fax:
Requested Due Date:	Standard

Section B — Required Project Information:

Report To:	Kristen Jurinko, Anthony Szwast
Copy To:	Laura Midkiff, Ben Hodges, Mike Smilley
	Noelia Gangi
Purchase Order #:	
Project Name:	Bowen AP-1
Project #:	

Section C — Invoice Information:

Attention:	
Company Name:	Georgia Power
Address:	241 Ralph McGill Blvd. NE, Atlanta, GA 30308
Pace Quote:	
Pace Project Manager:	nicole.d'oleo@pacelabs.com,
Pace Profile #:	10844-5

Regulatory Agency	
State / Location	
GA	

Matrix Codes: Drinking Water DW; Water WT; Waste Water WW; Product P; Soil/Solid SL; Oil OL; Wipe WP; Air AR; Other OT; Tissue TS

ITEM #	SAMPLE ID (One Character per box. (A-Z, 0-9 / , -) Sample Ids must be unique)	MATRIX CODE (see valid codes to left)	SAMPLE TYPE (G=GRAB C=COMP)	COLLECTED START DATE	COLLECTED START TIME	COLLECTED END DATE	COLLECTED END TIME	SAMPLE TEMP AT COLLECTION	# OF CONTAINERS	Preservatives: Unpreserved	H2SO4	HNO3	HCl	NaOH	Na2S2O3	Methanol	Other	Analyses Test (Requested Analysis Filtered (Y/N)): Metals	CL, F, SO4	Alkalinity	TDS	RAD 9315/9320	Sulfide	Residual Chlorine (Y/N)	
1	BGWA-2	WG	G	7/26/22	1342				7	3		3		1				x	x	x	x	x	x		7.45
2	BGWA-29	WG	G	7/26/22	1056				7	3		3		1				x	x	x	x	x	x		7.92
3	BGWA-33	WG	G															x	x	x	x	x	x		
4	BGWA-47D	WG	G	7/26/22	1220				7	3		3		1				x	x	x	x	x	x		6.75
5	BGWA-48D	WG	G	7/26/22	1051				7	3		3		1				x	x	x	x	x	x		7.37
6	BGWC-7	WG	G															x	x	x	x	x	x		
7	BGWC-8	WG	G	7/26/22	1334				7	3		3		1				x	x	x	x	x	x		7.63
8	BGWC-9	WG	G	7/26/22	1518				7	3		3		1				x	x	x	x	x	x		7.33
9	BGWC-10	WG	G															x	x	x	x	x	x		
10	BGWC-12	WG	G															x	x	x	x	x	x		
11	BGWC-14A	WG	G	7/26/22	1515				7	3		3		1				x	x	x	x	x	x		6.78
12	BGWC-16	WG	G															x	x	x	x	x	x		

ADDITIONAL COMMENTS	RELINQUISHED BY / AFFILIATION	DATE	TIME	ACCEPTED BY / AFFILIATION	DATE	TIME	SAMPLE CONDITIONS
	Will Laaker	7/28/22	0800	Ataya Garner	7/28/22	0800	
	~~Ryan Williams~~ /Pace	7/28/22	1012	Ryan Williams /Pace	7/28/22	1012	
	Ryan Williams /Pace	7/28/22	1322	Charles Hurle	7/28/22	1322	

SAMPLER NAME AND SIGNATURE

PRINT Name of SAMPLER: Will Laaker, Kevin Stephenson, Meredith Duncan

SIGNATURE of SAMPLER: [signature] DATE Signed: 7/26/22

TEMP in C	Received on ice (Y/N)	Custody Sealed Cooler (Y/N)	Samples intact (Y/N)

Pace

CHAIN-OF-CUSTODY / Analytical Request Document

The Chain-of-Custody is a LEGAL DOCUMENT. All relevant fields must be completed accurately.

Submitting a sample via this chain of custody constitutes acknowledgment and acceptance of the Pace Terms and Conditions found at https://info.pacelabs.com/hubfs/pas-standard-terms.pdf.

Page : 2 Of 6

Section A Required Client Information:

Company:	Georgia Power
Address:	241 Ralph McGill Blvd. NE
	Atlanta, GA 30308
Email:	krjurlink@southernco.com
Phone:	(470)217-0008 Fax:
Requested Due Date:	Standard

Section B Required Project Information:

Report To:	Kristen Jurlinko, Anthony Szwast
Copy To:	Laura Midkiff, Ben Hodges, Mike Smilley
	Noelia Gangi
Purchase Order #:	
Project Name:	Bowen AP-1
Project #:	

Section C Invoice Information:

Attention:	
Company Name:	Georgia Power
Address:	241 Ralph McGill Blvd. NE, Atlanta, GA 30308
Pace Quote:	
Pace Project Manager:	nicole.d'oleo@pacelabs.com,
Pace Profile #:	10844-5

Regulatory Agency	
State / Location	
GA	

Requested Analysis Filtered (Y/N)

ITEM #	SAMPLE ID (One Character per box. (A-Z, 0-9 / , -) Sample Ids must be unique)	MATRIX CODE (see valid codes to left)	SAMPLE TYPE (G=GRAB C=COMP)	COLLECTED START DATE	COLLECTED START TIME	COLLECTED END DATE	COLLECTED END TIME	SAMPLE TEMP AT COLLECTION	# OF CONTAINERS	Unpreserved	H2SO4	HNO3	HCl	NaOH	Na2S2O3	Methanol	Other	Analyses Test (Y/N) Metals	CLF, SO4	Alkalinity	TDS	RAD 9315/9320	Sulfide	Residual Chlorine (Y/N)
13	BGWC-17	WG	G															X	X	X	X	X	X	
14	BGWC-18	WG	G															X	X	X	X	X	X	
15	BGWC-19	WG	G															X	X	X	X	X	X	
16	BGWC-20	WG	G															X	X	X	X	X	X	
17	BGWC-21	WG	G															X	X	X	X	X	X	
18	BGWC-22	WG	G															X	X	X	X	X	X	
19	BGWC-23	WG	G															X	X	X	X	X	X	
20	BGWC-24	WG	G															X	X	X	X	X	X	
21	BGWC-25	WG	G															X	X	X	X	X	X	
22	BGWC-30	WG	G															X	X	X	X	X	X	
23	BGWA-6	WG	G	7/26/22	1230				7	3		3		1				X	X	X	X	X	X	7 34
24	BGWC-31	WG	G															X	X	X	X	X	X	

ADDITIONAL COMMENTS	RELINQUISHED BY / AFFILIATION	DATE	TIME	ACCEPTED BY / AFFILIATION	DATE	TIME	SAMPLE CONDITIONS
	Will Leaker	7/28/22	0800	Atoya Garner	7/28/22	0800	
	Atoya Garner	7/28/22	1012	Ryan Williams / Pace	7/28/22	1012	
	Ryan Williams / Pace	7/28/22	1322	[illegible]	7/28/22	1322	

SAMPLER NAME AND SIGNATURE

PRINT Name of SAMPLER: Will Leaker, Kevin Stephenson, Meredith Duncan

SIGNATURE of SAMPLER: [illegible] DATE Signed: 7/26/22

TEMP in C	Received on ice (Y/N)	Custody Sealed Cooler (Y/N)	Samples intact (Y/N)

Pace

CHAIN-OF-CUSTODY / Analytical Request Document

The Chain-of-Custody is a LEGAL DOCUMENT. All relevant fields must be completed accurately.

Submitting a sample via this chain of custody constitutes acknowledgment and acceptance of the Pace Terms and Conditions found at https://info.pacelabs.com/hubfs/pas-standard-terms.pdf.

Page : 3 Of 6

Section A — Required Client Information:

Company:	Georgia Power
Address:	241 Ralph McGill Blvd. NE
	Atlanta, GA 30308
Email:	knjurink@southernco.com
Phone:	(470)217-6008 Fax:
Requested Due Date:	Standard

Section B — Required Project Information:

Report To:	Kristen Jurinko, Anthony Szwast
Copy To:	Laura Midkiff, Ben Hodges, Mike Smiley
	Noella Gangi
Purchase Order #:	
Project Name:	Bowen AP-1
Project #:	

Section C — Invoice Information:

Attention:	
Company Name:	Georgia Power
Address:	241 Ralph McGill Blvd. NE, Atlanta, GA 30308
Pace Quote:	
Pace Project Manager:	nicole.d'oleo@pacelabs.com,
Pace Profile #:	10844-5

Regulatory Agency	
State / Location	
GA	

Requested Analysis Filtered (Y/N)

ITEM #	SAMPLE ID (One Character per box. (A-Z, 0-9 / , -) Sample Ids must be unique)	MATRIX CODE (see valid codes to left)	SAMPLE TYPE (G=GRAB C=COMP)	COLLECTED START DATE	COLLECTED START TIME	COLLECTED END DATE	COLLECTED END TIME	SAMPLE TEMP AT COLLECTION	# OF CONTAINERS	Unpreserved	H2SO4	HNO3	HCl	NaOH	Na2S2O3	Methanol	Other	Analyses Test (Y/N)	Metals	Cl, F, SO4	Alkalinity	TDS	RAD 9315/9320	Sulfide	Residual Chlorine (Y/N)
25	BGWC 32	WG	G																X	X	X	X	X	X	
26	BGWC 34D	WG	G																X	X	X	X	X	X	
27	BGWC-35D	WG	G																X	X	X	X	X	X	
28	BGWC-36D	WG	G																X	X	X	X	X	X	
29	BGWC-37D	WG	G																X	X	X	X	X	X	
30	BGWC-38D	WG	G																X	X	X	X	X	X	
31	BGWC-39	WG	G																X	X	X	X	X	X	
32	BGWC-40	WG	G																X	X	X	X	X	X	
33	BGWC-41D	WG	G																X	X	X	X	X	X	
34	BGWC-42D	WG	G																X	X	X	X	X	X	
35	BGWC-43D	WG	G																X	X	X	X	X	X	WL 7/26/22
36	BGWC-44D	WG	G	7/26/22	1105				7	3		3		1					X	X	X	X	X	X	~~10~~ 7 59

ADDITIONAL COMMENTS	RELINQUISHED BY / AFFILIATION	DATE	TIME	ACCEPTED BY / AFFILIATION	DATE	TIME	SAMPLE CONDITIONS
	Will Lasker	7/28/22	0800	Atoya Garner	7/28/22	0800	
	Atoya Garner	7/28/22	10:12	Ryan Williams / Pace	7/28/22	1012	
	Ryan Williams / Pace	7/28/22	1322	Charlie Hurle	7/28/22	1322	

SAMPLER NAME AND SIGNATURE	
PRINT Name of SAMPLER:	Will Lasker, Kevin Stephensen, Meredith Duncan
SIGNATURE of SAMPLER:	DATE Signed: 7/26/22

TEMP in C	Received on Ice (Y/N)	Custody Sealed Cooler (Y/N)	Samples Intact (Y/N)

Pace

CHAIN-OF-CUSTODY / Analytical Request Document

The Chain-of-Custody is a LEGAL DOCUMENT. All relevant fields must be completed accurately.

Submitting a sample via this chain of custody constitutes acknowledgment and acceptance of the Pace Terms and Conditions found at https://info.pacelabs.com/hubfs/pas-standard-terms.pdf.

Page : 4 Of 6

Section A — Required Client Information:

Company:	Georgia Power
Address:	241 Ralph McGill Blvd, NE
	Atlanta, GA 30308
Email:	knjurink@southernco.com
Phone:	(470)217-0008 Fax:
Requested Due Date:	Standard

Section B — Required Project Information:

Report To:	Kristen Jurinko, Anthony Stewart
Copy To:	Laura Midkiff, Ben Hodges, Mike Smalley
	Noelia Gangi
Purchase Order #:	
Project Name:	Bowen AP-1
Project #:	

Section C — Invoice Information:

Attention:	
Company Name:	Georgia Power
Address:	241 Ralph McGill Blvd, NE, Atlanta, GA 30308
Pace Quote:	
Pace Project Manager:	nicole.d'aleo@pacelabs.com,
Pace Profile #:	10844-5

Regulatory Agency	
State / Location	
GA	

Requested Analysis Filtered (Y/N): Y/N

ITEM #	SAMPLE ID (One Character per box. (A-Z, 0-9 / , -) Sample Ids must be unique)	MATRIX CODE (see valid codes to left)	SAMPLE TYPE (G=GRAB C=COMP)	COLLECTED START DATE	COLLECTED START TIME	COLLECTED END DATE	COLLECTED END TIME	SAMPLE TEMP AT COLLECTION	# OF CONTAINERS	Unpreserved	H2SO4	HNO3	HCl	NaOH	Na2S2O3	Methanol	Other	Analyses Test	Metals	Cl, F, SO4	Alkalinity	TDS	RAD 9315/9320	Sulfide	Residual Chlorine (Y/N)	
37	BGWC-49D	WG	G																X	X	X	X	X	X		
38	BGWC-50D	WG	G	7/26/22	1445				7	3		3		1					X	X	X	X	X	X		755
39	BGWC-51	WG	G																X	X	X	X	X	X		
40	BGWC-52	WG	G																X	X	X	X	X	X		
41	FB-1	WQ	G	7/26/22	1550				7	3		3		1					X	X	X	X	X	X		
42	FB-2	WQ	G																X	X	X	X	X	X		
43	FB-3	WQ	G																X	X	X	X	X	X		
44	FB-4	WQ	G																X	X	X	X	X	X		
45	FB-5	WQ	G																X	X	X	X	X	X		
46	FB-6	WQ	G																X	X	X	X	X	X		
47	FB-7	WQ	G																X	X	X	X	X	X		
48	FB-8	WQ	G																X	X	X	X	X	X		

ADDITIONAL COMMENTS	RELINQUISHED BY / AFFILIATION	DATE	TIME	ACCEPTED BY / AFFILIATION	DATE	TIME	SAMPLE CONDITIONS
	Will Laaker	7/25/22	0800	Ateya Garner	7/25/22	0800	
	Ateya Garner	7/25/22	10:12	Ryan Williams / Pace	7/25/22	1012	
	Ryan Williams / Pace	7/25/22	1322	[signature]	7/25/22	1322	

SAMPLER NAME AND SIGNATURE

PRINT Name of SAMPLER: Will Laaker, Kevin Stephenson, Meredith Duncan

SIGNATURE of SAMPLER: [signature] DATE Signed: 7/26/22

TEMP in C | Received on Ice (Y/N) | Custody Sealed Cooler (Y/N) | Samples Intact (Y/N)

Pace

CHAIN-OF-CUSTODY / Analytical Request Document

The Chain-of-Custody is a LEGAL DOCUMENT. All relevant fields must be completed accurately.

Submitting a sample via this chain of custody constitutes acknowledgment and acceptance of the Pace Terms and Conditions found at https://info.pacelabs.com/hubfs/pas-standard-terms.pdf.

Page : 5 Of 6

Section A Required Client Information:

Company:	Georgia Power
Address:	241 Ralph McGill Blvd. NE
Atlanta, GA 30308	
Email:	knjurink@southernco.com
Phone:	(470)217-0008 Fax:
Requested Due Date:	Standard

Section B Required Project Information:

Report To:	Kristen Jurinko, Anthony Szwast
Copy To:	Laura Midkiff, Ben Hodges, Mike Smiley
	Noelia Gangi
Purchase Order #:	
Project Name:	Bowen AP-1
Project #:	

Section C Invoice Information:

Attention:	
Company Name:	Georgia Power
Address:	241 Ralph McGill Blvd. NE, Atlanta, GA 30308
Pace Quote:	
Pace Project Manager:	nicole.d'oleo@pacelabs.com,
Pace Profile #:	10844-5

Regulatory Agency	
State / Location	
GA	

Requested Analysis Filtered (Y/N)

ITEM #	SAMPLE ID (One Character per box. (A-Z, 0-9 / , -) Sample ids must be unique)	MATRIX CODE (see valid codes to left)	SAMPLE TYPE (G=GRAB C=COMP)	COLLECTED START DATE	COLLECTED START TIME	COLLECTED END DATE	COLLECTED END TIME	SAMPLE TEMP AT COLLECTION	# OF CONTAINERS	Unpreserved	H2SO4	HNO3	HCl	NaOH	Na2S2O3	Methanol	Other	Analyses Test Y/N	Metals	Cl, F, SO4	Alkalinity	TDS	RAD 9315/9320	Sulfide	Residual Chlorine (Y/N)
49	FB-9	WQ	G																x	x	x	x	x	x	
50	FB-10	WQ	G																x	x	x	x	x	x	
51	FB-11	WQ	G																x	x	x	x	x	x	
52	DUP-1	WG	G	7/26/22	—				7	3		3		1					x	x	x	x	x	x	
53	DUP-2	WG	G																x	x	x	x	x	x	
54	DUP-3	WG	G																x	x	x	x	x	x	
55	DUP-4	WG	G																x	x	x	x	x	x	
56	DUP-5	WG	G																x	x	x	x	x	x	
57	DUP-6	WG	G																x	x	x	x	x	x	
58	EB-1	WQ	G																x	x	x	x	x	x	
59	EB-2	WQ	G																x	x	x	x	x	x	
60	EB-3	WQ	G																x	x	x	x	x	x	

Matrix Codes: Drinking Water DW; Water WT; Waste Water WW; Product P; Soil/Solid SL; Oil OL; Wipe WP; Air AR; Other OT; Tissue TS

ADDITIONAL COMMENTS	RELINQUISHED BY / AFFILIATION	DATE	TIME	ACCEPTED BY / AFFILIATION	DATE	TIME	SAMPLE CONDITIONS
	Will Lanker	7/28/22	0800	Atoya Garner	7/28/22	0800	
	Atoya Garner	7/28/22	10:12	Ryan Williams / Pace	7/28/22	1012	
	Ryan Williams / Pace	7/28/22	1322	[illegible]	7/28/22	1322	

SAMPLER NAME AND SIGNATURE

PRINT Name of SAMPLER: Will Lanker Kevin Stephenson, Meredith Duncan

SIGNATURE of SAMPLER: [illegible] DATE Signed: 7/26/22

TEMP in C	Received on Ice (Y/N)	Custody Sealed Cooler (Y/N)	Samples Intact (Y/N)

Pace

CHAIN-OF-CUSTODY / Analytical Request Document

The Chain-of-Custody is a LEGAL DOCUMENT. All relevant fields must be completed accurately.

Submitting a sample via this chain of custody constitutes acknowledgment and acceptance of the Pace Terms and Conditions found at https://info.pacelabs.com/hubfs/pas-standard-terms.pdf.

Page: 1 Of 6

Section A — Required Client Information:

Company:	Georgia Power
Address:	241 Ralph McGill Blvd. NE
	Atlanta, GA 30308
Email:	knjurink@southernco.com
Phone:	(470) 217-0008 Fax:
Requested Due Date:	Standard

Section B — Required Project Information:

Report To:	Kristen Jurinko, Anthony Szwast
Copy To:	Laura Midkiff, Ben Hodges, Mike Smilley
	Noelia Gangi
Purchase Order #:	
Project Name:	Bowen AP-1
Project #:	

Section C — Invoice Information:

Attention:	
Company Name:	Georgia Power
Address:	241 Ralph McGill Blvd. NE, Atlanta, GA 30308
Pace Quote:	
Pace Project Manager:	nicole.d'oleo@pacelabs.com
Pace Profile #:	10844-5

Regulatory Agency	
State / Location	
	GA

Requested Analysis Filtered (Y/N)

ITEM #	SAMPLE ID (One Character per box. (A-Z, 0-9 / , -) Sample ids must be unique)	MATRIX CODE (see valid codes to left)	SAMPLE TYPE (G=GRAB C=COMP)	COLLECTED START DATE	COLLECTED START TIME	COLLECTED END DATE	COLLECTED END TIME	SAMPLE TEMP AT COLLECTION	# OF CONTAINERS	Unpreserved	H2SO4	HNO3	HCl	NaOH	Na2S2O3	Methanol	Other	Analyses Test Y/N	Metals	Cl, F, SO4	Alkalinity	TDS	RAD 9315/9320	Sulfide	Residual Chlorine (Y/N)	
1	BGWA-2	WG	G																X	X	X	X	X	X		
2	BGWA-29	WG	G																X	X	X	X	X	X		
3	BGWA-33	WG	G																X	X	X	X	X	X		
4	BGWA-47D	WG	G																X	X	X	X	X	X		
5	BGWA-48D	WG	G																X	X	X	X	X	X		
6	BGWC-7	WG	G																X	X	X	X	X	X		
7	BGWC-8	WG	G																X	X	X	X	X	X		
8	BGWC-9	WG	G																X	X	X	X	X	X		
9	BGWC-10	WG	G																X	X	X	X	X	X		
10	BGWC-12	WG	G	7/27/22	1253				7	3		3		1					X	X	X	X	X	X		6.85
11	BGWC-14A	WG	G																X	X	X	X	X	X		
12	BGWC-16	WG	G	7/27/22	1000				7	3		3		1					X	X	X	X	X	X		6.49

ADDITIONAL COMMENTS	RELINQUISHED BY / AFFILIATION	DATE	TIME	ACCEPTED BY / AFFILIATION	DATE	TIME	SAMPLE CONDITIONS
	Will Looker	7/28/22	0800	Atoya Garner	7/28/22	0800	
	Atoya Garner	7/28/22	10:12	Ryan Williams / Pace	7/28/22	10:12	
	Ryan Williams / Pace	7/28/22	1327	Charles Hank	7/28/22	1322	

SAMPLER NAME AND SIGNATURE

PRINT Name of SAMPLER: Meredith Duncan, Will Looker, Kevin Stephenson

SIGNATURE of SAMPLER: [signature] DATE Signed: 7/27/22

TEMP in C	Received on Ice (Y/N)	Custody Sealed Cooler (Y/N)	Samples Intact (Y/N)

Pace

CHAIN-OF-CUSTODY / Analytical Request Document

The Chain-of-Custody is a LEGAL DOCUMENT. All relevant fields must be completed accurately.

Submitting a sample via this chain of custody constitutes acknowledgment and acceptance of the Pace Terms and Conditions found at https://info.pacelabs.com/hubfs/pas-standard-terms.pdf.

Page : 2 Of 6

Section A
Required Client Information:

Company:	Georgia Power
Address:	241 Ralph McGill Blvd. NE
	Atlanta, GA 30308
Email:	knjurink@southernco.com
Phone:	(470)217-0008 Fax
Requested Due Date:	Standard

Section B
Required Project Information:

Report To:	Kristen Jurinko, Anthony Szwast
Copy To:	Laura Mickiff, Ben Hodges, Mike Smilley
	Noelia Gangi
Purchase Order #:	
Project Name:	Bowen AP-1
Project #:	

Section C
Invoice Information:

Attention	
Company Name:	Georgia Power
Address:	241 Ralph McGill Blvd. NE, Atlanta, GA 30308
Pace Quote	
Pace Project Manager:	nicole.d'oleo@pacelabs.com,
Pace Profile #:	10844-5

Regulatory Agency	
State / Location	
GA	

SAMPLE ID
One Character per box.
(A-Z, 0-9 / , -)
Sample kts must be unique

MATRIX CODE (see valid codes to left): Drinking Water DW; Water WT; Waste Water WW; Product P; Soil/Solid SL; Oil OL; Wipe WP; Air AR; Other OT; Tissue TS

Requested Analysis Filtered (Y/N)

ITEM #	SAMPLE ID	MATRIX CODE	SAMPLE TYPE (G=GRAB C=COMP)	COLLECTED START DATE	COLLECTED START TIME	COLLECTED END DATE	COLLECTED END TIME	SAMPLE TEMP AT COLLECTION	# OF CONTAINERS	Preservatives: Unpreserved	H2SO4	HNO3	HCl	NaOH	Na2S2O3	Methanol	Other	Analyses Test Y/N	Metals	Cl, F, SO4	Alkalinity	TDS	RAD 9315/9320	Sulfide	Residual Chlorine (Y/N)	
13	BGWC-17	WG	G	7/27/22	1145				7	3		3		1					x	x	x	x	x	x		7.29
14	BGWC-18	WG	G	7/27/22	1330				7	3		3		1					x	x	x	x	x	x		7.02
15	BGWC-19	WG	G	7/27/22	1520				7	3		3		1					x	x	x	x	x	x		6.55
16	BGWC-20	WG	G	7/27/22	1510				7	3		3		1					x	x	x	x	x	x		7.18
17	BGWC-21	WG	G																x	x	x	x	x	x		
18	BGWC-22	WG	G																x	x	x	x	x	x		
19	BGWC-23	WG	G																x	x	x	x	x	x		
20	BGWC-24	WG	G																x	x	x	x	x	x		
21	BGWC-25	WG	G	7/27/22	1505				7	3		3		1					x	x	x	x	x	x		7.22
22	BGWC-30	WG	G																x	x	x	x	x	x		
23	BGWA-6	WG	G																x	x	x	x	x	x		
24	BGWC-31	WG	G																x	x	x	x	x	x		

ADDITIONAL COMMENTS	RELINQUISHED BY / AFFILIATION	DATE	TIME	ACCEPTED BY / AFFILIATION	DATE	TIME	SAMPLE CONDITIONS
	Will Loaker	7/28/22	0800	Atoya Garner	7/28/22	0800	
	Atoya Garner	7/28/22	10:12	Ryan Williams / Pace	7/28/22	1012	
	Ryan Williams / Pace	7/28/22	1322	Charles Hart	7/28/22	1322	

SAMPLER NAME AND SIGNATURE

PRINT Name of SAMPLER: Meredith Duncan, Will Loaker, Kevin Stephenson

SIGNATURE of SAMPLER: [signature] DATE Signed: 7/27/22

TEMP in C | Received on Ice (Y/N) | Custody Sealed Cooler (Y/N) | Samples Intact (Y/N)

Pace

CHAIN-OF-CUSTODY / Analytical Request Document

The Chain-of-Custody is a LEGAL DOCUMENT. All relevant fields must be completed accurately.

Submitting a sample via this chain of custody constitutes acknowledgment and acceptance of the Pace Terms and Conditions found at https://info.pacelabs.com/hubfs/pas-standard-terms.pdf.

Page : 4 Of 6

Section A — Required Client Information:

Company:	Georgia Power
Address:	241 Ralph McGill Blvd. NE
	Atlanta, GA 30308
Email:	knjurinko@southernco.com
Phone:	(470)217-0008 Fax:
Requested Due Date:	Standard

Section B — Required Project Information:

Report To:	Kristen Jurinko, Anthony Szwest
Copy To:	Laura Midkiff, Ben Hodges, Mike Smilley
	Noelia Gangi
Purchase Order #:	
Project Name:	Bowen AP-1
Project #:	

Section C — Invoice Information:

Attention:	
Company Name:	Georgia Power
Address:	241 Ralph McGill Blvd. NE, Atlanta, GA 30308
Pace Quote:	
Pace Project Manager:	nicole.d'oleo@pacelabs.com,
Pace Profile #:	10844-5

Regulatory Agency	
State / Location	
GA	

Requested Analysis Filtered (Y/N)

ITEM #	SAMPLE ID (One Character per box. (A-Z, 0-9 / , -) Sample Ids must be unique)	MATRIX CODE (see valid codes to left)	SAMPLE TYPE (G=GRAB C=COMP)	COLLECTED START DATE	COLLECTED START TIME	COLLECTED END DATE	COLLECTED END TIME	SAMPLE TEMP AT COLLECTION	# OF CONTAINERS	Unpreserved	H2SO4	HNO3	HCl	NaOH	Na2S2O3	Methanol	Other	Analyses Test (Y/N)	Metals	Cl, F, SO4	Alkalinity	TDS	RAD 9315/9320	Sulfide	Residual Chlorine (Y/N)
37	BGWC-49D	WQ	G																X	X	X	X	X	X	
38	BGWC-50D	WQ	G																X	X	X	X	X	X	
39	BGWC-51	WQ	G																X	X	X	X	X	X	
40	BGWC-52	WQ	G																X	X	X	X	X	X	
41	FB-1	WQ	G																X	X	X	X	X	X	
42	FB-2	WQ	G	7/27/22	1600				7	3		3		1					X	X	X	X	X	X	
43	FB-3	WQ	G																X	X	X	X	X	X	
44	FB-4	WQ	G																X	X	X	X	X	X	
45	FB-5	WQ	G																X	X	X	X	X	X	
46	FB-6	WQ	G																X	X	X	X	X	X	
47	FB-7	WQ	G																X	X	X	X	X	X	
48	FB-8	WQ	G																X	X	X	X	X	X	

MATRIX	CODE
Drinking Water	DW
Water	WT
Waste Water	WW
Product	P
Soil/Solid	SL
Oil	OL
Wipe	WP
Air	AR
Other	OT
Tissue	TS

ADDITIONAL COMMENTS	RELINQUISHED BY / AFFILIATION	DATE	TIME	ACCEPTED BY / AFFILIATION	DATE	TIME	SAMPLE CONDITIONS
	Will Lanker	7/28/22	0800	Ateya Garner	7/28/22	0800	
	Ateya Garner	7/28/22	10:12	Ryan Williams / Pace	7/28/22	1012	
	Ryan Williams / Pace	7/28/22	1322	Charles Hen[illegible]	7/28/22	1322	

SAMPLER NAME AND SIGNATURE

PRINT Name of SAMPLER: Meredith Duncan, Will Lanker, Kevin Stephenson

SIGNATURE of SAMPLER: [signature] DATE Signed: 7/27/22

TEMP in C	Received on Ice (Y/N)	Custody Sealed Cooler (Y/N)	Samples intact (Y/N)

Pace

CHAIN-OF-CUSTODY / Analytical Request Document

The Chain-of-Custody is a LEGAL DOCUMENT. All relevant fields must be completed accurately.

Submitting a sample via this chain of custody constitutes acknowledgment and acceptance of the Pace Terms and Conditions found at https://info.pacelabs.com/hubfs/pas-standard-terms.pdf.

Page: 5 Of 6

Section A — Required Client Information:

Company:	Georgia Power
Address:	241 Ralph McGill Blvd. NE
	Atlanta, GA 30308
Email:	krjunnik@southernco.com
Phone:	(470)217-0008 Fax:
Requested Due Date:	Standard

Section B — Required Project Information:

Report To:	Kristen Jurinko, Anthony Szwast
Copy To:	Laura Mckiff, Ben Hodges, Mike Smiley
	Noelia Gangi
Purchase Order #:	
Project Name:	Bowen AP-1
Project #:	

Section C — Invoice Information:

Attention:	
Company Name:	Georgia Power
Address:	241 Ralph McGill Blvd. NE, Atlanta, GA 30308
Pace Quote:	
Pace Project Manager:	nicole.dfoleo@pacelabs.com,
Pace Profile #:	10844-5

Regulatory Agency	
State / Location	GA

Requested Analysis Filtered (Y/N)

ITEM #	SAMPLE ID (One Character per box. (A-Z, 0-9 / , -) Sample Ids must be unique)	MATRIX CODE (see valid codes to left)	SAMPLE TYPE (G=GRAB C=COMP)	COLLECTED START DATE	COLLECTED START TIME	COLLECTED END DATE	COLLECTED END TIME	SAMPLE TEMP AT COLLECTION	# OF CONTAINERS	Unpreserved	H2SO4	HNO3	HCl	NaOH	Na2S2O3	Methanol	Other	Analyses Test (Y/N)	Metals	CL F, SO4	Alkalinity	TDS	RAD 9315/9320	Sulfide	Residual Chlorine (Y/N)
49	FB-9	WQ	G																X	X	X	X	X	X	
50	FB-10	WQ	G																X	X	X	X	X	X	
51	FB-11	WQ	G																X	X	X	X	X	X	
52	DUP-1	WQ	G																X	X	X	X	X	X	
53	DUP-2	WQ	G	7/26/22	—				7	3		3		1					X	X	X	X	X	X	
54	DUP-3	WQ	G																X	X	X	X	X	X	
55	DUP-4	WQ	G																X	X	X	X	X	X	
56	DUP-5	WQ	G																X	X	X	X	X	X	
57	DUP-6	WQ	G																X	X	X	X	X	X	
58	EB-1	WQ	G																X	X	X	X	X	X	
59	EB-2	WQ	G																X	X	X	X	X	X	
60	EB-3	WQ	G																X	X	X	X	X	X	

ADDITIONAL COMMENTS	RELINQUISHED BY / AFFILIATION	DATE	TIME	ACCEPTED BY / AFFILIATION	DATE	TIME	SAMPLE CONDITIONS
	Will Looker	7/28/22	0800	Atoya Garner	7/28/22	0800	
	Atoya Garner	7/28/22	10:12	Ryan Williams / Pace	7/28/22	1012	
	Ryan Williams / Pace	7/28/22	1322	[illegible]	7/28/22	1322	

SAMPLER NAME AND SIGNATURE

PRINT Name of SAMPLER: Meredith Duncan, Will Looker, Kevin Stephenson

SIGNATURE of SAMPLER: [illegible] DATE Signed: 7/27/22

TEMP in C | Received on Ice (Y/N) | Custody Sealed Cooler (Y/N) | Samples Intact (Y/N)

Pace	DC#_Title: ENV-FRM-HUN1-0083 v01_Sample Condition Upon Receipt
	Effective Date: 05/12/2022

Laboratory receiving samples:

Asheville ☐ Eden ☐ Greenwood ☐ Huntersville ☐ Raleigh ☐ Mechanicsville ☐ Atlanta ☑ Kernersville ☐

Sample Condition Upon Receipt

Client Name: GA Power

Project # **WO#: 92617402**

PM: NMG Due Date: 08/18/22

CLIENT: GA-GA Power

Courier: ☐ Commercial ☑ Fed Ex ☐ UPS ☐ USPS ☐ Client ☑ Pace ☐ Other:

Custody Seal Present? ☐ Yes ☑ No Seals Intact? ☐ Yes ☐ No

Date/Initials Person Examining Contents: 8/1/22 CDH

Packing Material: ☐ Bubble Wrap ☐ Bubble Bags ☑ None ☐ Other

Biological Tissue Frozen? ☐ Yes ☐ No ☑ N/A

Thermometer: ☑ IR Gun ID: 230

Type of Ice: ☑ Wet ☐ Blue ☐ None

Cooler Temp: 4.1 Correction Factor: Add/Subtract (°C) 0.0

Cooler Temp Corrected (°C): 4.1

Temp should be above freezing to 6°C

☐ Samples out of temp criteria. Samples on ice, cooling process has begun

USDA Regulated Soil (☐ N/A, water sample)

Did samples originate in a quarantine zone within the United States: CA, NY, or SC (check maps)? ☐ Yes ☐ No

Did samples originate from a foreign source (internationally, including Hawaii and Puerto Rico)? ☐ Yes ☐ No

				Comments/Discrepancy:
Chain of Custody Present?	☑ Yes	☐ No	☐ N/A	1.
Samples Arrived within Hold Time?	☑ Yes	☐ No	☐ N/A	2.
Short Hold Time Analysis (<72 hr.)? 8/1/22	☐ Yes	☑ No	☐ N/A	3.
Rush Turn Around Time Requested?	☐ Yes	☑ No	☐ N/A	4.
Sufficient Volume?	☑ Yes	☐ No	☐ N/A	5.
Correct Containers Used?	☑ Yes	☐ No	☐ N/A	6.
-Pace Containers Used?	☑ Yes	☐ No	☐ N/A	
Containers Intact?	☑ Yes	☐ No	☐ N/A	7.
Dissolved analysis: Samples Field Filtered?	☐ Yes	☐ No	☑ N/A	8.
Sample Labels Match COC?	☑ Yes	☐ No	☐ N/A	9.
-Includes Date/Time/ID/Analysis Matrix: W				
Headspace in VOA Vials (>5-6mm)?	☐ Yes	☐ No	☑ N/A	10.
Trip Blank Present?	☐ Yes	☐ No	☑ N/A	11.
Trip Blank Custody Seals Present?	☐ Yes	☐ No	☑ N/A	

COMMENTS/SAMPLE DISCREPANCY

Field Data Required? ☐ Yes ☐ No

Lot ID of split containers:

CLIENT NOTIFICATION/RESOLUTION

Person contacted: Date/Time:

Project Manager SCURF Review: Date:

Project Manager SRF Review: Date:

Pace	DC#_Title: ENV-FRM-HUN1-0083 v01_Sample Condition Upon Receipt
	Effective Date: 05/12/2022

WO#: 92617402

PM: NMG Due Date: 08/18/22

CLIENT: GA-GA Power

*Check mark top half of box if pH and/or dechlorination is verified and within the acceptance range for preservation samples.

Exceptions: VOA, Coliform, TOC, Oil and Grease, DRO/8015 (water) DOC, LLHg

Project

**Bottom half of box is to list number of bottles

***Check all unpreserved Nitrates for chlorine

Item#	BP4U-125 mL Plastic Unpreserved (N/A) (Cl-)	BP3U-250 mL Plastic Unpreserved (N/A)	BP2U-500 mL Plastic Unpreserved (N/A)	BP1U-1 liter Plastic Unpreserved (N/A)	BP4S-125 mL Plastic H2SO4 (pH < 2) (Cl-)	BP3N-250 mL plastic HNO3 (pH < 2)	BP4Z-125 mL Plastic ZN Acetate & NaOH (>9)	BP4B-125 mL Plastic NaOH (pH > 12) (Cl-)	WGFU-Wide-mouthed Glass jar Unpreserved	AG1U-1 liter Amber Unpreserved (N/A) (Cl-)	AG1H-1 liter Amber HCl (pH < 2)	AG3U-250 mL Amber Unpreserved (N/A) (Cl-)	AG1S-1 liter Amber H2SO4 (pH < 2)	AG3S-250 mL Amber H2SO4 (pH < 2)	DG9A-250 mL Amber NH4Cl (N/A)(Cl-)	DG9H-40 mL VOA HCl (N/A)	VG9T-40 mL VOA Na2S2O3 (N/A)	VG9U-40 mL VOA Unpreserved (N/A)	DG9V-40 mL VOA H3PO4 (N/A)	DG9S-40 mL VOA H2SO4 (N/A)	V/GK (3 vials per kit)-VPH/Gas kit (N/A)	SP5T-125 mL Sterile Plastic (N/A – lab)	SP2T-250 mL Sterile Plastic (N/A – lab)	BP3B-250 mL Plastic (NH2)2SO4 (9.3-9.7)	AG0U-100 mL Amber Unpreserved (N/A) (Cl-)	VSGU-20 mL Scintillation vials (N/A)	DG9U-40 mL Amber Unpreserved vials (N/A)
1		2	1			1	1																2	BPIN			
2		2	1			1	1																2				
3		2	1			1	1																2				
4		2	1			1	1																2				
5		2	1			1	1																2				
6		2	1			1	1																2				
7		2	1			1	1																2				
8		2	1			1	1																2				
9		2	1			1	1																2				
10		2	1			1	1																2				
11		2	1			1	1																2				
12		2	1			1	1																2				

pH Adjustment Log for Preserved Samples

Sample ID	Type of Preservative	pH upon receipt	Date preservation adjusted	Time preservation adjusted	Amount of Preservative added	Lot #

Note: Whenever there is a discrepancy affecting North Carolina compliance samples, a copy of this form will be sent to the North Carolina DENR Certification Office (i.e. Out of hold, incorrect preservative, out of temp, incorrect containers.

Pace Analytical Services	DC#_Title: ENV-FRM-HUN1-0083 v01_Sample Condition Upon Receipt
	Effective Date: 05/12/2022

***Check mark top half of box if pH and/or dechlorination is verified and within the acceptance range for preservation samples.**

Exceptions: VOA, Coliform, TOC, Oil and Grease, DRO/8015 (water) DOC, LLHg

****Bottom half of box is to list number of bottles**

*****Check all unpreserved Nitrates for chlorine**

Project #

Item#	BP4U-125 mL Plastic Unpreserved (N/A) (Cl-)	BP3U-250 mL Plastic Unpreserved (N/A)	BP2U-500 mL Plastic Unpreserved (N/A)	BP1U-1 liter Plastic Unpreserved (N/A)	BP4S-125 mL Plastic H2SO4 (pH < 2) (Cl-)	BP3N-250 mL plastic HNO3 (pH < 2)	BP4Z-125 mL Plastic ZN Acetate & NaOH (>9)	BP4B-125 mL Plastic NaOH (pH > 12) (Cl-)	WGFU-Wide-mouthed Glass jar Unpreserved	AG1U-1 liter Amber Unpreserved (N/A) (Cl-)	AG1H-1 liter Amber HCl (pH < 2)	AG3U-250 mL Amber Unpreserved (N/A) (Cl-)	AG1S-1 liter Amber H2SO4 (pH < 2)	AG3S-250 mL Amber H2SO4 (pH < 2)	DG9H-250 mL Amber NH4Cl (N/A)(Cl-)	DG9H-40 mL VOA HCl (N/A)	VG9T-40 mL VOA Na2S2O3 (N/A)	VG9U-40 mL VOA Unpreserved (N/A)	DG9V-40 mL VOA H3PO4 (N/A)	DG9S-40 mL VOA H2SO4 (N/A)	V/GK (3 vials per kit)-VPH/Gas kit (N/A)	SP5T-125 mL Sterile Plastic (N/A - lab)	SP2T-250 mL Sterile Plastic (N/A - lab)		BP3B-250 mL Plastic (NH2)2SO4 (9.3-9.7)	AG0U-100 mL Amber Unpreserved (N/A) (Cl-)	VSGU-20 mL Scintillation vials (N/A)	DG9U-40 mL Amber Unpreserved vials (N/A)
1		2	1			1✓	1✓																2✓					
2		2	1			1✓	1✓																2✓					
3		2	1			1✓	1✓																2✓					
4		2	1			1✓	1✓																2✓					
5																												
6																												
7																												
8																												
9																												
10																												
11																												
12																												

pH Adjustment Log for Preserved Samples

Sample ID	Type of Preservative	pH upon receipt	Date preservation adjusted	Time preservation adjusted	Amount of Preservative added	Lot #

Note: Whenever there is a discrepancy affecting North Carolina compliance samples, a copy of this form will be sent to the North Carolina DENR Certification Office (i.e. Out of hold, incorrect preservative, out of temp, incorrect containers.

CHAIN-OF-CUSTODY / Analytical Request Document

The Chain-of-Custody is a LEGAL DOCUMENT. All relevant fields must be completed accurately.

Submitting a sample via this chain of custody constitutes acknowledgment and acceptance of the Pace Terms and Conditions found at https://info.pacelabs.com/hubfs/pas-standard-terms.pdf.

Section A — Required Client Information:

Company:	Georgia Power
Address:	241 Ralph McGill Blvd NE
	Atlanta, GA 30308
Email:	krjurinko@southernco.com
Phone:	(470) 217-0008 Fax:
Requested Due Date:	Standard

Section B — Required Project Information:

Report To:	Kristen Jurinko, Anthony Sowasi
Copy To:	Laura Mckiff, Ben Hodges, Mike Smiley
	Noelle Gengi
Purchase Order #:	
Project Name:	Bowen AP-1
Project #:	

Section C — Invoice Information:

Attention:	
Company Name:	Georgia Power
Address:	241 Ralph McGill Blvd. NE, Atlanta, GA 30308
Pace Quote:	
Pace Project Manager:	nicole.d'oleo@pacelabs.com
Pace Profile #:	10844-5

Regulatory Agency	State / Location
	GA

Requested Analysis Filtered (Y/N): Y/N

ITEM #	SAMPLE ID (One Character per box. (A-Z, 0-9 / , -) Sample Ids must be unique)	MATRIX CODE (see valid codes to left)	SAMPLE TYPE (G=GRAB C=COMP)	COLLECTED START DATE	COLLECTED START TIME	COLLECTED END DATE	COLLECTED END TIME	SAMPLE TEMP AT COLLECTION	# OF CONTAINERS	Unpreserved	H2SO4	HNO3	HCl	NaOH	Na2S2O3	Methanol	Other	Analyses Test	Metals	Cl, F, SO4	Alkalinity	TDS	RAD 9315/9320	Sulfide	Residual Chlorine (Y/N)	926739
1	BGWA-2	WG	G																x	x	x	x	x	x		
2	BGWA-29	WG	G																x	x	x	x	x	x		
3	BGWA-33	WG	G																x	x	x	x	x	x		
4	BGWA-47D	WG	G																x	x	x	x	x	x		
5	BGWA-48D	WG	G																x	x	x	x	x	x		
6	BGWC-7	WG	G	8/1/22	1055				7	3		3		1					x	x	x	x	x	x		6.96 ~~6.45~~ @ 9-2-2022
7	BGWC-8	WG	G																x	x	x	x	x	x		
8	BGWC-9	WG	G																x	x	x	x	x	x		
9	BGWC-10	WG	G	8/1/22	1054				7	3		3		1					x	x	x	x	x	x		~~7.62~~ 7.65 @ 9-2-2022
10	BGWC-12	WG	G																x	x	x	x	x	x		
11	BGWC-14A	WG	G																x	x	x	x	x	x		
12	BGWC-16	WG	G																x	x	x	x	x	x		

ADDITIONAL COMMENTS	RELINQUISHED BY / AFFILIATION	DATE	TIME	ACCEPTED BY / AFFILIATION	DATE	TIME	SAMPLE CONDITIONS
	Will Looker	8/1/22	0800	Atoya Garner	8/1/22	0800	
	Atoya Garner	8/1/22	1054	Ryan Williams / Pace	8/1/22	1054	
	Ryan Williams / Pace	8/1/22	1155	[illegible]	8/1/22	1155	

SAMPLER NAME AND SIGNATURE

PRINT Name of SAMPLER: [illegible] Will Looker [illegible]

SIGNATURE of SAMPLER: [illegible] DATE Signed: 8/2/22

TEMP in C	Received on Ice (Y/N)	Custody Sealed Cooler (Y/N)	Samples Intact (Y/N)

Pace

CHAIN-OF-CUSTODY / Analytical Request Document

The Chain-of-Custody is a LEGAL DOCUMENT. All relevant fields must be completed accurately.

Submitting a sample via this chain of custody constitutes acknowledgment and acceptance of the Pace Terms and Conditions found at https://info.pacelabs.com/hubfs/pas-standard-terms.pdf.

Page : 2 Of 6

Section A — Required Client Information:
Company: Georgia Power
Address: 241 Ralph McGill Blvd. NE
Atlanta, GA 30308
Email: klgunnik@southernco.com
Phone: (470)217-0008 Fax:
Requested Due Date: Standard

Section B — Required Project Information:
Report To: Kristen Junnko, Anthony Szwast
Copy To: Laura Midkiff, Ben Hodges, Mike Smilley
Noelia Gangi
Purchase Order #:
Project Name: Bowen AP-1
Project #:

Section C — Invoice Information:
Attention:
Company Name: Georgia Power
Address: 241 Ralph McGill Blvd. NE, Atlanta, GA 30308
Pace Quote:
Pace Project Manager: nicole.d'oleo@pacelabs.com,
Pace Profile #: 10644-5

Regulatory Agency:
State / Location: GA

Requested Analysis Filtered (Y/N)

ITEM #	SAMPLE ID (One Character per box. (A-Z, 0-9 / , -) Sample Ids must be unique)	MATRIX CODE (see valid codes to left)	SAMPLE TYPE (G=GRAB C=COMP)	COLLECTED START DATE	COLLECTED START TIME	COLLECTED END DATE	COLLECTED END TIME	SAMPLE TEMP AT COLLECTION	# OF CONTAINERS	Preservatives: Unpreserved	H2SO4	HNO3	HCl	NaOH	Na2S2O3	Methanol	Other	Analyses Test: Metals	CL F, SO4	Alkalinity	TDS	RAD 9315/9320	Sulfide	Residual Chlorine (Y/N)
13	BGWC-17	WG	G															X	X	X	X	X	X	
14	BGWC-18	WG	G															X	X	X	X	X	X	
15	BGWC-19	WG	G															X	X	X	X	X	X	
16	BGWC-20	WG	G															X	X	X	X	X	X	
17	BGWC-21	WG	G	7/28/22	1445				7	3		3		1				X	X	X	X	X	X	7.85
18	BGWC-22	WG	G															X	X	X	X	X	X	
19	BGWC-23	WG	G															X	X	X	X	X	X	
20	BGWC-24	WG	G															X	X	X	X	X	X	
21	BGWC-25	WG	G															X	X	X	X	X	X	
22	BGWC-30	WG	G															X	X	X	X	X	X	
23	BGWA-6	WG	G															X	X	X	X	X	X	
24	BGWC-31	WG	G	7/28/22	0932				7	3		3		1				X	X	X	X	X	X	7.19

ADDITIONAL COMMENTS	RELINQUISHED BY / AFFILIATION	DATE	TIME	ACCEPTED BY / AFFILIATION	DATE	TIME	SAMPLE CONDITIONS
	Will Looker	8/1/22	0800	Atoya Garner	8/1/22	0800	
	Atoya Garner	8/1/22	1054	Ryan Williams / Pace	8/1/22	1054	
	Ryan Williams / Pace	8/1/22	1155	[illegible]	8/1/22	1155	

SAMPLER NAME AND SIGNATURE
PRINT Name of SAMPLER: [illegible]
SIGNATURE of SAMPLER: [illegible]
DATE Signed: 7/28/22

TEMP in C | Received on Ice (Y/N) | Custody Sealed Cooler (Y/N) | Samples Intact (Y/N)

Pace

CHAIN-OF-CUSTODY / Analytical Request Document

The Chain-of-Custody is a LEGAL DOCUMENT. All relevant fields must be completed accurately.

Submitting a sample via this chain of custody constitutes acknowledgment and acceptance of the Pace Terms and Conditions found at https://info.pacelabs.com/hubfs/pas-standard-terms.pdf.

Page : 3 Of 6

Section A — Required Client Information:

Company: Georgia Power
Address: 241 Ralph McGill Blvd. NE
Atlanta, GA 30308
Email: kajurink@southernco.com
Phone: (470)217-0006 Fax:
Requested Due Date: Standard

Section B — Required Project Information:

Report To: Kristen Jurinko, Anthony Szwast
Copy To: Laura Midkiff, Ben Hodges, Mike Smiley
Noelia Gangi
Purchase Order #:
Project Name: Bowen AP-1
Project #:

Section C — Invoice Information:

Attention:
Company Name: Georgia Power
Address: 241 Ralph McGill Blvd. NE, Atlanta, GA 30308
Pace Quote:
Pace Project Manager: nicole.d'oleo@pacelabs.com,
Pace Profile #: 10844-5

Regulatory Agency

State / Location: GA

Requested Analysis Filtered (Y/N)

ITEM #	SAMPLE ID (One Character per box. (A-Z, 0-9 / , -) Sample Ids must be unique)	MATRIX CODE (see valid codes to left)	SAMPLE TYPE (G=GRAB C=COMP)	COLLECTED START DATE	COLLECTED START TIME	COLLECTED END DATE	COLLECTED END TIME	SAMPLE TEMP AT COLLECTION	# OF CONTAINERS	Preservatives: Unpreserved	H2SO4	HNO3	HCl	NaOH	Na2S2O3	Methanol	Other	Analyses Test (Y/N)	Metals	Cl, F, SO4	Alkalinity	TDS	RAD 9315/9320	Sulfide	Residual Chlorine (Y/N)	
25	BGWC-32	WG	G																X	X	X	X	X	X		
26	BGWC-34D	WG	G	7/18/22	1110				7	3		3		1					X	X	X	X	X	X		6.46
27	BGWC-35D	WG	G	7/18/22	1000				7	3		3		1					X	X	X	X	X	X		6.58
28	BGWC-36D	WG	G																X	X	X	X	X	X		
29	BGWC-37D	WG	G	7/18/22	1130				7	3		3		1					X	X	X	X	X	X		7.34
30	BGWC-38D	WG	G																X	X	X	X	X	X		
31	BGWC-39	WG	G																X	X	X	X	X	X		
32	BGWC-40	WG	G	7/18/22	1444				7	3		3		1					X	X	X	X	X	X		7.03
33	BGWC-41D	WG	G																X	X	X	X	X	X		
34	BGWC-42D	WG	G	7/18/22	1300				7	3		3		1					X	X	X	X	X	X		~~7.55~~ 7.31
35	BGWC-43D	WG	G																X	X	X	X	X	X		
36	BGWC-44D	WG	G																X	X	X	X	X	X		

ADDITIONAL COMMENTS	RELINQUISHED BY / AFFILIATION	DATE	TIME	ACCEPTED BY / AFFILIATION	DATE	TIME	SAMPLE CONDITIONS
	Will Leaker	8/1/22	0800	Atoya Garner	8/1/22	0800	
	Atoya Garner	8/1/22	1054	Ryan Williams / Pace	8/1/22	1054	
	Ryan Williams / Pace	8/1/22	1155	[illegible]	8/1/22	1155	

SAMPLER NAME AND SIGNATURE

PRINT Name of SAMPLER: [illegible]

SIGNATURE of SAMPLER: [illegible] DATE Signed: 7/22/22

TEMP in C | Received on Ice (Y/N) | Custody Sealed Cooler (Y/N) | Samples Intact (Y/N)

Pace

CHAIN-OF-CUSTODY / Analytical Request Document

The Chain-of-Custody is a LEGAL DOCUMENT. All relevant fields must be completed accurately.

Submitting a sample via this chain of custody constitutes acknowledgment and acceptance of the Pace Terms and Conditions found at https://info.pacelabs.com/hubfs/pas-standard-terms.pdf.

Section A Required Client Information:	Section B Required Project Information:	Section C Invoice Information:
Company: Georgia Power	Report To: Kristen Jurinko, Anthony Szwast	Attention:
Address: 241 Ralph McGill Blvd. NE	Copy To: Laura Midkiff, Ben Hodges, Mike Smiley	Company Name: Georgia Power
Atlanta, GA 30308	Noelia Gangi	Address: 241 Ralph McGill Blvd. NE, Atlanta, GA 30308
Email: kmjurink@southernco.com	Purchase Order #:	Pace Quote:
Phone: (470)217-0008 Fax:	Project Name: Bowen AP-1	Pace Project Manager: nicole.d'oleo@pacelabs.com,
Requested Due Date Standard	Project #:	Pace Profile #: 10844-5

Regulatory Agency
State / Location
GA

SAMPLE ID One Character per box. (A-Z, 0-9 / , -) Sample Ids must be unique

MATRIX CODE: Drinking Water DW; Water WT; Waste Water WW; Product P; Soil/Solid SL; Oil OL; Wipe WP; Air AR; Other OT; Tissue TS

Requested Analysis Filtered (Y/N)

ITEM #	SAMPLE ID	MATRIX CODE (see valid codes to left)	SAMPLE TYPE (G=GRAB C=COMP)	COLLECTED START DATE	COLLECTED START TIME	COLLECTED END DATE	COLLECTED END TIME	SAMPLE TEMP AT COLLECTION	# OF CONTAINERS	Preservatives: Unpreserved	H2SO4	HNO3	HCl	NaOH	Na2S2O3	Methanol	Other	Analyses Test Y/N	Metals	Cl, F, SO4	Alkalinity	TDS	RAD 9315/9320	Sulfide	Residual Chlorine (Y/N)	
37	BGWC-49D	WG	G																X	X	X	X	X	X		
38	BGWC-50D	WG	G																X	X	X	X	X	X		
39	BGWC-51	WG	G																X	X	X	X	X	X		
40	BGWC-52	WG	G	7/28/22	1442				7	3		3		1					X	X	X	X	X	X		7.62
41	FB-1	WQ	G																X	X	X	X	X	X		
42	FB-2	WQ	G																X	X	X	X	X	X		
43	FB-3	WQ	G	7/28/22	1530				7	3		3		1					X	X	X	X	X	X		
44	FB-4	WQ	G																X	X	X	X	X	X		
45	FB-5	WQ	G																X	X	X	X	X	X		
46	FB-6	WQ	G																X	X	X	X	X	X		
47	FB-7	WQ	G																X	X	X	X	X	X		
48	FB-8	WQ	G																X	X	X	X	X	X		

ADDITIONAL COMMENTS	RELINQUISHED BY / AFFILIATION	DATE	TIME	ACCEPTED BY / AFFILIATION	DATE	TIME	SAMPLE CONDITIONS
	Will Laaker	8/1/22	0800	Atoya Garner	8/1/22	0800	
	Atoya Garner	8/1/22	1054	Ryan Williams / Pace	8/1/22	1654	
	Ryan Williams / Pace	8/1/22	1155	[signature]	8/1/22	1155	

SAMPLER NAME AND SIGNATURE

PRINT Name of SAMPLER: Kevin Stephenson / Will Laaker / Meredith Duncan

SIGNATURE of SAMPLER: [signature]

DATE Signed: 7/28/22

TEMP in C | Received on Ice (Y/N) | Custody Sealed Cooler (Y/N) | Samples Intact (Y/N)

Pace

CHAIN-OF-CUSTODY / Analytical Request Document

The Chain-of-Custody is a LEGAL DOCUMENT. All relevant fields must be completed accurately.

Submitting a sample via this chain of custody constitutes acknowledgment and acceptance of the Pace Terms and Conditions found at https://info.pacelabs.com/hubfs/pas-standard-terms.pdf.

Page : 5 Of 6

Section A Required Client Information:	Section B Required Project Information:	Section C Invoice Information:
Company: Georgia Power	Report To: Kristen Jurinko, Anthony Szwast	Attention:
Address: 241 Ralph McGill Blvd. NE	Copy To: Laura Midkiff, Ben Hodges, Mike Smiley	Company Name: Georgia Power
Atlanta, GA 30308	Noelia Gangi	Address: 241 Ralph McGill Blvd. NE, Atlanta, GA 30308
Email: knjurink@southernco.com	Purchase Order #:	Pace Quote:
Phone: (470)217-9008 Fax:	Project Name: Bowen AP-1	Pace Project Manager: nicole.d'oleo@pacelabs.com,
Requested Due Date: Standard	Project #:	Pace Profile #: 10844-5

Regulatory Agency	State / Location
	GA

Requested Analysis Filtered (Y/N)

ITEM #	SAMPLE ID (One Character per box. (A-Z, 0-9 / , -) Sample Ids must be unique)	MATRIX CODE (see valid codes to left)	SAMPLE TYPE (G=GRAB C=COMP)	COLLECTED START DATE	COLLECTED START TIME	COLLECTED END DATE	COLLECTED END TIME	SAMPLE TEMP AT COLLECTION	# OF CONTAINERS	Preservatives: Unpreserved	H2SO4	HNO3	HCl	NaOH	Na2S2O3	Methanol	Other	Analyses Test (Y/N): Metals	CLF, SO4	Alkalinity	TDS	RAD 9315/9320	Sulfide	Residual Chlorine (Y/N)
49	FB-9	WQ	G															X	X	X	X	X	X	
50	FB-10	WQ	G															X	X	X	X	X	X	
51	FB-11	WQ	G															X	X	X	X	X	X	
52	DUP-1	WG	G															X	X	X	X	X	X	
53	DUP-2	WG	G															X	X	X	X	X	X	
54	DUP-3	WG	G	7/28/22	—				7	3		3		1				X	X	X	X	X	X	
55	DUP-4	WG	G															X	X	X	X	X	X	
56	DUP-5	WG	G															X	X	X	X	X	X	
57	DUP-6	WG	G															X	X	X	X	X	X	
58	EB-1	WQ	G															X	X	X	X	X	X	
59	EB-2	WQ	G															X	X	X	X	X	X	
60	EB-3	WQ	G															X	X	X	X	X	X	

ADDITIONAL COMMENTS	RELINQUISHED BY / AFFILIATION	DATE	TIME	ACCEPTED BY / AFFILIATION	DATE	TIME	SAMPLE CONDITIONS
	Will Lacker	8/1/22	0800	Atoya Garner	8/1/22	0800	
	Atoya Garner	8/1/22	1054	Ryan Williams / Pace	8/1/22	1054	
	Ryan Williams / Pace	8/1/22	1155	[illegible]	8/1/22	1155	

SAMPLER NAME AND SIGNATURE

PRINT Name of SAMPLER: [illegible]

SIGNATURE of SAMPLER: [illegible] DATE Signed: 7/28/22

TEMP in C | Received on Ice (Y/N) | Custody Sealed Cooler (Y/N) | Samples Intact (Y/N)

Pace

CHAIN-OF-CUSTODY / Analytical Request Document

The Chain-of-Custody is a LEGAL DOCUMENT. All relevant fields must be completed accurately.

Submitting a sample via this chain of custody constitutes acknowledgment and acceptance of the Pace Terms and Conditions found at https://info.pacelabs.com/hubfs/pas-standard-terms.pdf.

Page : 3 Of 6

Section A — Required Client Information:

Company:	Georgia Power
Address:	241 Ralph McGill Blvd. NE
Atlanta, GA 30308	
Email:	knjurisk@southernco.com
Phone:	(470)217-0908 Fax:
Requested Due Date:	Standard

Section B — Required Project Information:

Report To:	Kristen Jurinko, Anthony Szwast
Copy To:	Laura Mickiff, Ben Hodges, Mike Smiley
	Noelia Gangi
Purchase Order #:	
Project Name:	Bowen AP-1
Project #:	

Section C — Invoice Information:

Attention:	
Company Name:	Georgia Power
Address:	241 Ralph McGill Blvd. NE, Atlanta, GA 30308
Pace Quote:	
Pace Project Manager:	nicole.d'oleo@pacelabs.com,
Pace Profile #:	10844-5

Regulatory Agency	
State / Location	
	GA

Requested Analysis Filtered (Y/N)

ITEM #	SAMPLE ID (One Character per box. (A-Z, 0-9 / , -) Sample Ids must be unique)	MATRIX CODE (see valid codes to left)	SAMPLE TYPE (G=GRAB C=COMP)	COLLECTED START DATE	COLLECTED START TIME	COLLECTED END DATE	COLLECTED END TIME	SAMPLE TEMP AT COLLECTION	# OF CONTAINERS	Preservatives: Unpreserved	H2SO4	HNO3	HCl	NaOH	Na2S2O3	Methanol	Other	Analyses Test (Y/N): Metals	CLF, SO4	Alkalinity	TDS	RAD 9315/9320	Sulfide	Residual Chlorine (Y/N)	
25	BGWC-32	WG	G	7/29/22	1046				7	3		3		1				X	X	X	X	X	X		7.15
26	BGWC-34D	WG	G															X	X	X	X	X	X		
27	BGWC-35D	WG	G															X	X	X	X	X	X		
28	BGWC-36D	WG	G	7/29/22	1000				7	3		3		1				X	X	X	X	X	X		7.19
29	BGWC-37D	WG	G															X	X	X	X	X	X		
30	BGWC-38D	WG	G															X	X	X	X	X	X		
31	BGWC-39	WG	G															X	X	X	X	X	X		
32	BGWC-40	WG	G															X	X	X	X	X	X		
33	BGWC-41D	WG	G	7/29/22	0949				7	3		3		1				X	X	X	X	X	X		7.07
34	BGWC-42D	WG	G															X	X	X	X	X	X		
35	BGWC-43D	WG	G															X	X	X	X	X	X		
36	BGWC-44D	WG	G															X	X	X	X	X	X		

Matrix codes: Drinking Water DW; Water WT; Waste Water WW; Product P; Soil/Solid SL; Oil OL; Wipe WP; Air AR; Other OT; Tissue TS

ADDITIONAL COMMENTS	RELINQUISHED BY / AFFILIATION	DATE	TIME	ACCEPTED BY / AFFILIATION	DATE	TIME	SAMPLE CONDITIONS
	Will Laaker	8/1/22	0800	Atoya Garner	8/1/22	0800	
	Atoya Garner	8/1/22	1054	Ryan Williams / Pace	8/1/22	1054	
	Ryan Williams / Pace	8/1/22	1155	[illegible]	8/1/22	1155	

SAMPLER NAME AND SIGNATURE

PRINT Name of SAMPLER: Meredith Duncan, Will Laaker

SIGNATURE of SAMPLER: [illegible] DATE Signed: 7/29/22

TEMP in C | Received on Ice (Y/N) | Custody Sealed Cooler (Y/N) | Samples Intact (Y/N)

Pace

CHAIN-OF-CUSTODY / Analytical Request Document

The Chain-of-Custody is a LEGAL DOCUMENT. All relevant fields must be completed accurately.

Submitting a sample via this chain of custody constitutes acknowledgment and acceptance of the Pace Terms and Conditions found at https://info.pacelabs.com/hubfs/pas-standard-terms.pdf.

Section A Required Client Information:		Section B Required Project Information:		Section C Invoice Information:	
Company:	Georgia Power	Report To:	Kristen Jurinko, Anthony Szwast	Attention:	
Address:	241 Ralph McGill Blvd. NE	Copy To:	Laura McKiff, Ben Hodges, Mike Smiley	Company Name:	Georgia Power
Atlanta, GA 30308			Noelia Gangi	Address:	241 Ralph McGill Blvd. NE, Atlanta, GA 30308
Email:	krjurink@southernco.com	Purchase Order #:		Pace Quote:	
Phone:	(470)217-0008 Fax:	Project Name:	Bowen AP-1	Pace Project Manager:	nicole.d'oleo@pacelabs.com,
Requested Due Date:	Standard	Project #:		Pace Profile #:	10844-5

Regulatory Agency	
State / Location	
GA	

Requested Analysis Filtered (Y/N)

ITEM #	SAMPLE ID (One Character per box. (A-Z, 0-9 / , -) Sample Ids must be unique)	MATRIX CODE (see valid codes to left)	SAMPLE TYPE (G=GRAB C=COMP)	COLLECTED START DATE	COLLECTED START TIME	COLLECTED END DATE	COLLECTED END TIME	SAMPLE TEMP AT COLLECTION	# OF CONTAINERS	Preservatives: Unpreserved	H2SO4	HNO3	HCl	NaOH	Na2S2O3	Methanol	Other	Analyses Test (Y/N): Metals	CL, F, SO4	Alkalinity	TDS	RAD 9315/9320	Sulfide	Residual Chlorine (Y/N)
37	BGWC-49D	WG	G															X	X	X	X	X	X	
38	BGWC-50D	WG	G															X	X	X	X	X	X	
39	BGWC-51	WG	G															X	X	X	X	X	X	
40	BGWC-52	WG	G															X	X	X	X	X	X	
41	FB-1	WG	G															X	X	X	X	X	X	
42	FB-2	WG	G															X	X	X	X	X	X	
43	FB-3	WG	G															X	X	X	X	X	X	
44	FB-4	WG	G	7/29/22	1045				7	3		3		1				X	X	X	X	X	X	
45	FB-5	WG	G															X	X	X	X	X	X	
46	FB-6	WG	G															X	X	X	X	X	X	
47	FB-7	WG	G															X	X	X	X	X	X	
48	FB-8	WG	G															X	X	X	X	X	X	

MATRIX CODE: Drinking Water DW, Water WT, Waste Water WW, Product P, Soil/Solid SL, Oil OL, Wipe WP, Air AR, Other OT, Tissue TS

ADDITIONAL COMMENTS	RELINQUISHED BY / AFFILIATION	DATE	TIME	ACCEPTED BY / AFFILIATION	DATE	TIME	SAMPLE CONDITIONS
	Will Laaker	8/1/22	0800	Atoya Garner	8/1/22	0800	
	Atoya Garner	8/1/22	1054	Ryan Williams / Pace	8/1/22	1054	
	Ryan Williams / Pace	8/1/22	1155	[illegible]	8/1/22	1155	

SAMPLER NAME AND SIGNATURE			
PRINT Name of SAMPLER:	Meredith Duncan, Will Laaker		
SIGNATURE of SAMPLER:	[illegible]	DATE Signed:	7/29/22

TEMP in C	Received on Ice (Y/N)	Custody Sealed Cooler (Y/N)	Samples Intact (Y/N)

Pace

DC#_Title: ENV-FRM-HUN1-0083 v01_Sample Condition Upon Receipt

Effective Date: 05/12/2022

Laboratory receiving samples:

Asheville ☐ Eden ☐ Greenwood ☐ Huntersville ☐ Raleigh ☐ Mechanicsville ☐ Atlanta ☑ Kernersville ☐

Sample Condition Upon Receipt

Client Name: GA Power

Project #: **WO#: 92617402**

PM: NMG Due Date: 08/25/22

CLIENT: GA-GA Power

Courier: ☐ Commercial ☐ Fed Ex ☑ Pace ☐ UPS ☐ USPS ☐ Other: ____ ☐ Client

Custody Seal Present? ☐ Yes ☑ No Seals Intact? ☐ Yes ☐ No

Date/Initials Person Examining Contents: 8/4/22 [illegible]

Packing Material: ☐ Bubble Wrap ☐ Bubble Bags ☑ None ☐ Other

Biological Tissue Frozen? ☐ Yes ☐ No ☐ N/A

Thermometer: ☑ IR Gun ID 230

Type of Ice: ☑ Wet ☐ Blue ☐ None

Cooler Temp: 1.8 Correction Factor: Add/Subtract (°C) 0.0

Temp should be above freezing to 6°C

☐ Samples out of temp criteria. Samples on ice, cooling process has begun

Cooler Temp Corrected (°C): 1.8

USDA Regulated Soil (☐ N/A, water sample)

Did samples originate in a quarantine zone within the United States: CA, NY, or SC (check maps)? ☐ Yes ☐ No

Did samples originate from a foreign source (internationally, including Hawaii and Puerto Rico)? ☐ Yes ☐ No

				Comments/Discrepancy:
Chain of Custody Present?	☑ Yes	☐ No	☐ N/A	1.
Samples Arrived within Hold Time?	☑ Yes	☐ No	☐ N/A	2.
Short Hold Time Analysis (<72 hr.)?	☐ Yes	☑ No	☐ N/A	3.
Rush Turn Around Time Requested?	☐ Yes	☑ No	☐ N/A	4.
Sufficient Volume?	☑ Yes	☐ No	☐ N/A	5.
Correct Containers Used?	☑ Yes	☐ No	☐ N/A	6.
-Pace Containers Used?	☑ Yes	☐ No	☐ N/A	
Containers Intact?	☑ Yes	☐ No	☐ N/A	7.
Dissolved analysis: Samples Field Filtered?	☐ Yes	☐ No	☑ N/A	8.
Sample Labels Match COC?	☑ Yes	☐ No	☐ N/A	9.
-Includes Date/Time/ID/Analysis Matrix: W				
Headspace in VOA Vials (>5-6mm)?	☐ Yes	☐ No	☑ N/A	10.
Trip Blank Present?	☐ Yes	☐ No	☑ N/A	11.
Trip Blank Custody Seals Present?	☐ Yes	☐ No	☑ N/A	

COMMENTS/SAMPLE DISCREPANCY

Field Data Required? ☐ Yes ☐ No

Lot ID of split containers:

CLIENT NOTIFICATION/RESOLUTION

Person contacted: _____ Date/Time: _____

Project Manager SCURF Review: _____ Date: _____

Project Manager SRF Review: _____ Date: _____

***Check mark top half of box if pH and/or dechlorination is verified and within the acceptance range for preservation samples.**

Exceptions: VOA, Coliform, TOC, Oil and Grease, DRO/8015 (water) DOC, LLHg

****Bottom half of box is to list number of bottles**

*****Check all unpreserved Nitrates for chlorine**

Project #

Item#	BP4U-125 mL Plastic Unpreserved (N/A) (Cl-)	BP3U-250 mL Plastic Unpreserved (N/A)	BP2U-500 mL Plastic Unpreserved (N/A)	BP1U-1 liter Plastic Unpreserved (N/A)	BP4S-125 mL Plastic H2SO4 (pH < 2) (Cl-)	BP3N-250 mL plastic HNO3 (pH < 2)	BP4Z-125 mL Plastic ZN Acetate & NaOH (>9)	BP4B-125 mL Plastic NaOH (pH > 12) (Cl-)	WGFU-Wide-mouthed Glass Jar Unpreserved	AG1U-1 liter Amber Unpreserved (N/A) (Cl-)	AG1H-1 liter Amber HCl (pH < 2)	AG3U-250 mL Amber Unpreserved (N/A) (Cl-)	AG1S-1 liter Amber H2SO4 (pH < 2)	AG3S-250 mL Amber H2SO4 (pH < 2)	DG9A-250 mL Amber NH4Cl (N/A)(Cl-)	DG9H-40 mL VOA HCl (N/A)	VG9T-40 mL VOA Na2S2O3 (N/A)	VG9U-40 mL VOA Unpreserved (N/A)	DG9W-40 mL VOA H3PO4 (N/A)	DG9S-40 mL VOA H2SO4 (N/A)	V/GK (3 vials per kit)-VPH/Gas kit (N/A)	SPST-125 mL Sterile Plastic (N/A – lab)	SP2T-250 mL Sterile Plastic (N/A – lab)	BP3R-250 mL Plastic (NH2)2SO4 (9.3-9.7)	AG0U-100 mL Amber Unpreserved (N/A) (Cl-)	VSGU-20 mL Scintillation vials (N/A)	DG9U-40 mL Amber Unpreserved vials (N/A)
1		2	1			1	1																				
2		2	1			1	1																				
3		2	1			1	1																				
4		2	1			1	1																				
5		2	1			1	1																2				
6		2	1			1	1																2				
7		2	1			1	1																2				
8		2	1			1	1																2				
9		2	1			1	1																2				
10		2	1			1	1																2				
11		2	1			1	1																2				
12		2	1			1	1																2				

pH Adjustment Log for Preserved Samples

Sample ID	Type of Preservative	pH upon receipt	Date preservation adjusted	Time preservation adjusted	Amount of Preservative added	Lot #

Note: Whenever there is a discrepancy affecting North Carolina compliance samples, a copy of this form will be sent to the North Carolina DENR Certification Office (i.e. Out of hold, incorrect preservative, out of temp, incorrect containers.

***Check mark top half of box if pH and/or dechlorination is verified and within the acceptance range for preservation samples.**

Exceptions: VOA, Coliform, TOC, Oil and Grease, DRO/8015 (water) DOC, LLHg

****Bottom half of box is to list number of bottles**

*****Check all unpreserved Nitrates for chlorine**

Project #

Item#	BP4U-125 mL Plastic Unpreserved (N/A) (Cl-)	BP3U-250 mL Plastic Unpreserved (N/A)	BP2U-500 mL Plastic Unpreserved (N/A)	BP1U-1 liter Plastic Unpreserved (N/A)	BP4S-125 mL Plastic H2SO4 (pH < 2) (Cl-)	BP3N-250 mL plastic HNO3 (pH < 2)	BP4Z-125 mL Plastic ZN Acetate & NaOH (>9)	BP4B-125 mL Plastic NaOH (pH > 12) (Cl-)	WGFU-Wide-mouthed Glass jar Unpreserved	AG1U-1 liter Amber Unpreserved (N/A) (Cl-)	AG1H-1 liter Amber HCl (pH < 2)	AG3U-250 mL Amber Unpreserved (N/A) (Cl-)	AG1S-1 liter Amber H2SO4 (pH < 2)	AG3S-250 mL Amber H2SO4 (pH < 2)	DG9H-250 mL Amber NH4Cl (N/A)(Cl-)	DG9H-40 mL VOA HCl (N/A)	VG9T-40 mL VOA Na2S2O3 (N/A)	VG9U-40 mL VOA Unpreserved (N/A)	DG9V-40 mL VOA H3PO4 (N/A)	DG9S-40 mL VOA H2SO4 (N/A)	V/GK (3 vials per kit)-VPH/Gas kit (N/A)	SP5T-125 mL Sterile Plastic (N/A – lab)	SP2T-250 mL Sterile Plastic (N/A – lab)	BP1N	BP3R-250 mL Plastic (NH2)2SO4 (9.3-9.7)	AG0U-100 mL Amber Unpreserved (N/A) (Cl-)	VSGU-20 mL Scintillation vials (N/A)	DG9U-40 mL Amber Unpreserved vials (N/A)
1		2	1			1	1																	2	1			
2		2	1			1	1																	2	1			
3		2	1			1	1																	2	1			
4		2	1			1	1																	2	1			
5		2	1			1	1																	2	1			
6		2	1			1	1																	2	1			
7		2	1			1	1																	2	1			
8																												
9																												
10																												
11																												
12																												

pH Adjustment Log for Preserved Samples

Sample ID	Type of Preservative	pH upon receipt	Date preservation adjusted	Time preservation adjusted	Amount of Preservative added	Lot #

Note: Whenever there is a discrepancy affecting North Carolina compliance samples, a copy of this form will be sent to the North Carolina DENR Certification Office (i.e. Out of hold, incorrect preservative, out of temp, incorrect containers.

Pace

CHAIN-OF-CUSTODY / Analytical Request Document

The Chain-of-Custody is a LEGAL DOCUMENT. All relevant fields must be completed accurately.

Submitting a sample via this chain of custody constitutes acknowledgment and acceptance of the Pace Terms and Conditions found at https://info.pacelabs.com/hubfs/pas-standard-terms.pdf.

Page : 1 Of 6

Section A Required Client Information:

Company:	Georgia Power
Address:	241 Ralph McGill Blvd. NE
Atlanta, GA 30308	
Email:	knjurinko@southernco.com
Phone: (470) 217-0008	Fax:
Requested Due Date:	Standard

Section B Required Project Information:

Report To:	Kristen Jurinko, Anthony Szwast
Copy To:	Laura Midkiff, Ben Hodges, Mike Smiley
	Noelia Gangi
Purchase Order #:	
Project Name:	Bowen AP-1
Project #:	

Section C Invoice Information:

Attention:	
Company Name:	Georgia Power
Address:	241 Ralph McGill Blvd. NE, Atlanta, GA 30308
Pace Quote:	
Pace Project Manager:	nicole.d'oleo@pacelabs.com,
Pace Profile #:	10844-5

Regulatory Agency	
State / Location	
GA	

Requested Analysis Filtered (Y/N)

ITEM #	SAMPLE ID (One Character per box. (A-Z, 0-9 / , -) Sample Ids must be unique)	MATRIX CODE (see valid codes to left)	SAMPLE TYPE (G=GRAB C=COMP)	COLLECTED START DATE	COLLECTED START TIME	COLLECTED END DATE	COLLECTED END TIME	SAMPLE TEMP AT COLLECTION	# OF CONTAINERS	Unpreserved	H2SO4	HNO3	HCl	NaOH	NaHSO4	Methanol	Other	Analyses Test Y/N	Metals	CL F, SO4	Alkalinity	TDS	RAD 9315/9320	Sulfide	Residual Chlorine (Y/N)
1	BGWA-2	WG	G																X	X	X	X	X	X	
2	BGWA-29	WG	G																X	X	X	X	X	X	
3	BGWA-33	WG	G	8/3/22	0922				5	3		1		1					X	X	X	X	~~X~~	X	6.89
4	BGWA-47D	WG	G																X	X	X	X	X	X	
5	BGWA-48D	WG	G																X	X	X	X	X	X	
6	BGWC-7	WG	G																X	X	X	X	X	X	
7	BGWC-8	WG	G																X	X	X	X	X	X	
8	BGWC-9	WG	G																X	X	X	X	X	X	
9	BGWC-10	WG	G																X	X	X	X	X	X	
10	BGWC-12	WG	G																X	X	X	X	X	X	
11	BGWC-14A	WG	G																X	X	X	X	X	X	
12	BGWC-16	WG	G																X	X	X	X	X	X	

MATRIX CODE: Drinking Water DW; Water WT; Waste Water WW; Product P; Soil/Solid SL; Oil OL; Wipe WP; Air AR; Other OT; Tissue TS

ADDITIONAL COMMENTS	RELINQUISHED BY / AFFILIATION	DATE	TIME	ACCEPTED BY / AFFILIATION	DATE	TIME	SAMPLE CONDITIONS
	Will Looker	8/4/22	1000	Ryan Williams / Pace	8/4/22	1000	
	Ryan Williams / Pace	8/4/22	1515	[illegible]	8/4/22	1515	

SAMPLER NAME AND SIGNATURE		
PRINT Name of SAMPLER:	Will Looker	
SIGNATURE of SAMPLER:	[signature]	DATE Signed: 8/3/22

TEMP in C | Received on Ice (Y/N) | Custody Sealed Cooler (Y/N) | Samples Intact (Y/N)

Pace

CHAIN-OF-CUSTODY / Analytical Request Document

The Chain-of-Custody is a LEGAL DOCUMENT. All relevant fields must be completed accurately.

Submitting a sample via this chain of custody constitutes acknowledgment and acceptance of the Pace Terms and Conditions found at https://info.pacelabs.com/hubfs/pas-standard-terms.pdf.

Page : 4 Of 6

Section A Required Client Information:

Company:	Georgia Power
Address:	241 Ralph McGill Blvd. NE
	Atlanta, GA 30308
Email:	krjurink@southernco.com
Phone:	(470)217-0008 Fax:
Requested Due Date:	Standard

Section B Required Project Information:

Report To:	Kristen Jurinko, Anthony Szwast
Copy To:	Laura Midkiff, Ben Hodges, Mike Smiley
	Noelia Gangi
Purchase Order #:	
Project Name:	Bowen AP-1
Project #:	

Section C Invoice Information:

Attention:	
Company Name:	Georgia Power
Address:	241 Ralph McGill Blvd. NE, Atlanta, GA 30308
Pace Quote:	
Pace Project Manager:	nicole.d'oleo@pacelabs.com
Pace Profile #:	10844-5

Regulatory Agency

State / Location: GA

Requested Analysis Filtered (Y/N)

ITEM #	SAMPLE ID (One Character per box. (A-Z, 0-9 / , -) Sample ids must be unique)	MATRIX CODE (see valid codes to left)	SAMPLE TYPE (G=GRAB C=COMP)	COLLECTED START DATE	COLLECTED START TIME	COLLECTED END DATE	COLLECTED END TIME	SAMPLE TEMP AT COLLECTION	# OF CONTAINERS	Unpreserved	H2SO4	HNO3	HCl	NaOH	Na2S2O3	Methanol	Other	Analyses Test Y/N	Metals	Cl, F, SO4	Alkalinity	TDS	RAD 9315/9320	Sulfide	Residual Chlorine (Y/N)
37	BGWC-49D	WG	G																X	X	X	X	X	X	
38	BGWC-50D	WG	G																X	X	X	X	X	X	
39	BGWC-51	WG	G																X	X	X	X	X	X	
40	BGWC-52	WG	G																X	X	X	X	X	X	
41	FB-1	WG	G																X	X	X	X	X	X	
42	FB-2	WG	G																X	X	X	X	X	X	
43	FB-3	WG	G																X	X	X	X	X	X	
44	FB-4	WG	G																X	X	X	X	X	X	
45	FB-5	WG	G																X	X	X	X	X	X	
46	FB-6	WG	G																X	X	X	X	X	X	
47	FB-7	WG	G	8/3/22	1125				5	3		1		1					X	X	X	X	~~X~~	X	
48	FB-8	WG	G																X	X	X	X	X	X	

ADDITIONAL COMMENTS	RELINQUISHED BY / AFFILIATION	DATE	TIME	ACCEPTED BY / AFFILIATION	DATE	TIME	SAMPLE CONDITIONS
	Will Looker	8/4/22	1000	Ryan Williams / Pace	8/4/22	1000	
	Ryan Williams / Pace	8/4/22	1515	Charles Hesler	8/4/22	1515	

SAMPLER NAME AND SIGNATURE

PRINT Name of SAMPLER: Will Looker

SIGNATURE of SAMPLER: [signature] DATE Signed: 8/3/22

TEMP in C	Received on Ice (Y/N)	Custody Sealed Cooler (Y/N)	Samples Intact (Y/N)

Pace

CHAIN-OF-CUSTODY / Analytical Request Document

The Chain-of-Custody is a LEGAL DOCUMENT. All relevant fields must be completed accurately.

Submitting a sample via this chain of custody constitutes acknowledgment and acceptance of the Pace Terms and Conditions found at https://info.pacelabs.com/hubfs/pas-standard-terms.pdf.

Page: 5 Of 6

Section A — Required Client Information:

Company:	Georgia Power
Address:	241 Ralph McGill Blvd. NE
	Atlanta, GA 30308
Email:	krjurlink@southernco.com
Phone:	(470)217-0008 Fax:
Requested Due Date:	Standard

Section B — Required Project Information:

Report To:	Kristen Jurlinko, Anthony Sizwarf
Copy To:	Laura Midkiff, Ben Hodges, Mike Smiley
	Noelia Gangi
Purchase Order #:	
Project Name:	Bowen AP-1
Project #:	

Section C — Invoice Information:

Attention:	
Company Name:	Georgia Power
Address:	241 Ralph McGill Blvd. NE, Atlanta, GA 30308
Pace Quote:	
Pace Project Manager:	nicole.d'olex@pacelabs.com,
Pace Profile #:	10844-5

Regulatory Agency	
State / Location	
GA	

Requested Analysis Filtered (Y/N)

ITEM #	SAMPLE ID (One Character per box. (A-Z, 0-9 / , -) Sample Ids must be unique)	MATRIX CODE (see valid codes to left)	SAMPLE TYPE (G=GRAB C=COMP)	COLLECTED START DATE	COLLECTED START TIME	COLLECTED END DATE	COLLECTED END TIME	SAMPLE TEMP AT COLLECTION	# OF CONTAINERS	Preservatives: Unpreserved	H2SO4	HNO3	HCl	NaOH	Na2S2O3	Methanol	Other	Analyses Test (Y/N): Metals	CL-, SO4	Alkalinity	TDS	RAD 9315/9320	Sulfide	Residual Chlorine (Y/N)
49	FB-9	WQ	G															X	X	X	X	X	X	
50	FB-10	WQ	G															X	X	X	X	X	X	
51	FB-11	WQ	G															X	X	X	X	X	X	
52	DUP-1	WG	G															X	X	X	X	X	X	
53	DUP-2	WG	G															X	X	X	X	X	X	
54	DUP-3	WG	G															X	X	X	X	X	X	
55	DUP-4	WG	G															X	X	X	X	X	X	
56	DUP-5	WG	G															X	X	X	X	X	X	
57	DUP-6	WG	G															X	X	X	X	X	X	
58	EB-1	WQ	G															X	X	X	X	X	X	
59	EB-2	WQ	G															X	X	X	X	X	X	
60	EB-3	WQ	G	8/3/22	1130				5	3		1		1				X	X	X	X	X	X	

ADDITIONAL COMMENTS	RELINQUISHED BY / AFFILIATION	DATE	TIME	ACCEPTED BY / AFFILIATION	DATE	TIME	SAMPLE CONDITIONS
	Will Looker	8/4/22	1000	Ryan Williams / Pace	8/4/22	1000	
	Ryan Williams / Pace	8/4/22	1515	[signature]	8/4/22	1515	

SAMPLER NAME AND SIGNATURE	
PRINT Name of SAMPLER:	Will Looker
SIGNATURE of SAMPLER:	[signature]
DATE Signed:	8/3/22

TEMP in C	Received on Ice (Y/N)	Custody Sealed Cooler (Y/N)	Samples Intact (Y/N)

Pace

CHAIN-OF-CUSTODY / Analytical Request Document

The Chain-of-Custody is a LEGAL DOCUMENT. All relevant fields must be completed accurately.

Submitting a sample via this chain of custody constitutes acknowledgment and acceptance of the Pace Terms and Conditions found at https://info.pacelabs.com/hubfs/pas-standard-terms.pdf.

Page : 2 Of 6

Section A Required Client Information:	Section B Required Project Information:	Section C Invoice Information:
Company: Georgia Power	Report To: Kristen Jurinko, Anthony Szwost	Attention:
Address: 241 Ralph McGill Blvd. NE	Copy To: Laura Midkiff, Ben Hodges, Mike Smiley	Company Name: Georgia Power
Atlanta, GA 30308	Noelle Gangi	Address: 241 Ralph McGill Blvd. NE, Atlanta, GA 30308
Email: krjurink@southernco.com	Purchase Order #:	Pace Quote:
Phone: (470)217-0068 Fax:	Project Name: Bowen AP-1	Pace Project Manager: nicole.d'oleo@pacelabs.com
Requested Due Date: Standard	Project #:	Pace Profile #: 10844-5

Regulatory Agency	State / Location
	GA

Requested Analysis Filtered (Y/N)

ITEM #	SAMPLE ID (One Character per box. (A-Z, 0-9 / , -) Sample ids must be unique)	MATRIX CODE (see valid codes to left)	SAMPLE TYPE (G=GRAB C=COMP)	COLLECTED START DATE	COLLECTED START TIME	COLLECTED END DATE	COLLECTED END TIME	SAMPLE TEMP AT COLLECTION	# OF CONTAINERS	Unpreserved	H2SO4	HNO3	HCl	NaOH	Na2S2O3	Methanol	Other	Analyses Test Y/N	Metals	Cl, F, SO4	Alkalinity	TDS	RAD 9315/9320	Sulfide	Residual Chlorine (Y/N)	
13	BGWC-17	WG	G																x	x	x	x	x	x		
14	BGWC-18	WG	G																x	x	x	x	x	x		
15	BGWC-19	WG	G																x	x	x	x	x	x		
16	BGWC-20	WG	G																x	x	x	x	x	x		
17	BGWC-21	WG	G																x	x	x	x	x	x		
18	BGWC-22	WG	G	8/2/22	1235				7	3		3		1					x	x	x	x	x	x		6 73
19	BGWC-23	WG	G																x	x	x	x	x	x		
20	BGWC-24	WG	G	8/2/22	1045				7	3		3		1					x	x	x	x	x	x		6 73
21	BGWC-25	WG	G																x	x	x	x	x	x		
22	BGWC-30	WG	G																x	x	x	x	x	x		
23	BGWA-6	WG	G																x	x	x	x	x	x		
24	BGWC-31	WG	G																x	x	x	x	x	x		

ADDITIONAL COMMENTS	RELINQUISHED BY / AFFILIATION	DATE	TIME	ACCEPTED BY / AFFILIATION	DATE	TIME	SAMPLE CONDITIONS
	Will Laaker	8/4/22	1000	Ryan Williams / Pace	8/4/22	1000	
	Ryan Williams / Pace	8/4/22	1515	Charles Steele	8/4/22	1515	

SAMPLER NAME AND SIGNATURE

PRINT Name of SAMPLER: Will Laaker, Meredith Duncan, Robert Moll

SIGNATURE of SAMPLER: Will Laaker DATE Signed: 8/2/22

TEMP in C | Received on ice (Y/N) | Custody Sealed Cooler (Y/N) | Samples Intact (Y/N)

Pace

CHAIN-OF-CUSTODY / Analytical Request Document

The Chain-of-Custody is a LEGAL DOCUMENT. All relevant fields must be completed accurately.

Submitting a sample via this chain of custody constitutes acknowledgment and acceptance of the Pace Terms and Conditions found at https://info.pacelabs.com/hubfs/pas-standard-terms.pdf.

Page : 3 Of 6

Section A Required Client Information:	Section B Required Project Information:	Section C Invoice Information:
Company: Georgia Power	Report To: Kristen Jurinko, Anthony Spwast	Attention:
Address: 241 Ralph McGill Blvd. NE	Copy To: Laura Midkiff, Ben Hodges, Mike Smiley	Company Name: Georgia Power
Atlanta, GA 30308	Noelle Gangi	Address: 241 Ralph McGill Blvd. NE, Atlanta, GA 30308
Email: kjurinko@southernco.com	Purchase Order #:	Pace Quote:
Phone: (470)217-0008 Fax	Project Name: Bowen AP-1	Pace Project Manager: nicole.d'oleo@pacelabs.com,
Requested Due Date: Standard	Project #	Pace Profile #: 10844-5

Regulatory Agency	State / Location
	GA

Requested Analysis Filtered (Y/N)

ITEM #	SAMPLE ID (One Character per box. (A-Z, 0-9 / , -) Sample ids must be unique)	MATRIX CODE (see valid codes to left)	SAMPLE TYPE (G=GRAB C=COMP)	COLLECTED START DATE	COLLECTED START TIME	COLLECTED END DATE	COLLECTED END TIME	SAMPLE TEMP AT COLLECTION	# OF CONTAINERS	Unpreserved	H2SO4	HNO3	HCl	NaOH	Na2S2O3	Methanol	Other	Analyses Test Y/N	Metals	CL F, SO4	Alkalinity	TDS	RAD 9315/9320	Sulfide							Residual Chlorine (Y/N)	
25	BGWC-32	WG	G																X	X	X	X	X	X									
26	BGWC-34D	WG	G																X	X	X	X	X	X									
27	BGWC-35D	WG	G																X	X	X	X	X	X									
28	BGWC-36D	WG	G																X	X	X	X	X	X									
29	BGWC-37D	WG	G																X	X	X	X	X	X									
30	BGWC-38D	WG	G	8/2/22	1005				7	3		3		1					X	X	X	X	X	X								6.17	
31	BGWC-39	WG	G	8/2/22	0930				7	3		3		1					X	X	X	X	X	X								6.42	
32	BGWC-40	WG	G																X	X	X	X	X	X									
33	BGWC-41D	WG	G																X	X	X	X	X	X									
34	BGWC-42D	WG	G																X	X	X	X	X	X									
35	BGWC-43D	WG	G																X	X	X	X	X	X									
36	BGWC-44D	WG	G																X	X	X	X	X	X									

ADDITIONAL COMMENTS	RELINQUISHED BY / AFFILIATION	DATE	TIME	ACCEPTED BY / AFFILIATION	DATE	TIME	SAMPLE CONDITIONS
	Will Looker	8/4/22	1000	Ryan Williams / Pace	8/4/22	1000	
	Ryan Williams / Pace	8/4/22	1515	[illegible]	8/4/22	1515	

SAMPLER NAME AND SIGNATURE

PRINT Name of SAMPLER: Will Looker, Meredith Duncan, Robert Mull

SIGNATURE of SAMPLER: [illegible] DATE Signed: 8/2/22

TEMP in C	Received on Ice (Y/N)	Custody Sealed Cooler (Y/N)	Samples Intact (Y/N)

Pace

CHAIN-OF-CUSTODY / Analytical Request Document

The Chain-of-Custody is a LEGAL DOCUMENT. All relevant fields must be completed accurately.

Submitting a sample via this chain of custody constitutes acknowledgment and acceptance of the Pace Terms and Conditions found at https://info.pacelabs.com/hub/s/pas-standard-terms.pdf

Page : 4 Of 6

Section A — Required Client Information:

Company:	Georgia Power
Address:	241 Ralph McGill Blvd. NE
	Atlanta, GA 30308
Email:	knjurink@southernco.com
Phone:	(470)217-0008 Fax:
Requested Due Date:	Standard

Section B — Required Project Information:

Report To:	Kristen Jurinko, Anthony Szwast
Copy To:	Laura Mickiff, Ben Hodges, Mike Smilley
	Noelle Gangi
Purchase Order #:	
Project Name:	Bowen AP-1
Project #:	

Section C — Invoice Information:

Attention:	
Company Name:	Georgia Power
Address:	241 Ralph McGill Blvd. NE, Atlanta, GA 30308
Pace Quote:	
Pace Project Manager:	nicole.d'oleo@pacelabs.com,
Pace Profile #:	10844-5

Regulatory Agency	
State / Location	
GA	

SAMPLE ID — One Character per box. (A-Z, 0-9 / , -) Sample Ids must be unique

Matrix	Code
Drinking Water	DW
Water	WT
Waste Water	WW
Product	P
Soil/Solid	SL
Oil	OL
Wipe	WP
Air	AR
Other	OT
Tissue	TS

ITEM #	SAMPLE ID	MATRIX CODE (see valid codes to left)	SAMPLE TYPE (G=GRAB C=COMP)	COLLECTED START DATE	COLLECTED START TIME	COLLECTED END DATE	COLLECTED END TIME	SAMPLE TEMP AT COLLECTION	# OF CONTAINERS	Preservatives: Unpreserved	H2SO4	HNO3	HCl	NaOH	Na2S2O3	Methanol	Other	Analyses Test Y/N	Requested Analysis Filtered (Y/N): Metals	Cl, F, SO4	Alkalinity	TDS	RAD 9315/9320	Sulfide	Residual Chlorine (Y/N)
37	BGWC-49D	WG	G																X	X	X	X	X	X	
38	BGWC-50D	WG	G																X	X	X	X	X	X	
39	BGWC-51	WG	G																X	X	X	X	X	X	
40	BGWC-52	WG	G																X	X	X	X	X	X	
41	FB-1	WQ	G																X	X	X	X	X	X	
42	FB-2	WQ	G																X	X	X	X	X	X	
43	FB-3	WQ	G																X	X	X	X	X	X	
44	FB-4	WQ	G																X	X	X	X	X	X	
45	FB-5	WQ	G																X	X	X	X	X	X	
46	FB-6	WQ	G	8/2/22	1225				7	3		3		1					X	X	X	X	X	X	
47	FB-7	WQ	G																X	X	X	X	X	X	
48	FB-8	WQ	G																X	X	X	X	X	X	

ADDITIONAL COMMENTS	RELINQUISHED BY / AFFILIATION	DATE	TIME	ACCEPTED BY / AFFILIATION	DATE	TIME	SAMPLE CONDITIONS
	Will Loaker	8/4/22	1000	Ryan Williams / Pace	8/4/22	1000	
	Ryan Williams / Pace	8/4/22	1515	Charles Hawke	8/4/22	1515	

SAMPLER NAME AND SIGNATURE

PRINT Name of SAMPLER: Will Loaker, Meredith Duncan, Robert Mull

SIGNATURE of SAMPLER: [signature] DATE Signed: 8/2/22

TEMP in C	Received on Ice (Y/N)	Custody Sealed Cooler (Y/N)	Samples Intact (Y/N)

Pace

CHAIN-OF-CUSTODY / Analytical Request Document

The Chain-of-Custody is a LEGAL DOCUMENT. All relevant fields must be completed accurately.

Submitting a sample via this chain of custody constitutes acknowledgment and acceptance of the Pace Terms and Conditions found at https://info.pacelabs.com/hubfs/pas-standard-terms.pdf.

Page : 5 Of 6

Section A — Required Client Information:

Company:	Georgia Power
Address:	241 Ralph McGill Blvd. NE
	Atlanta, GA 30308
Email:	knjurink@southernco.com
Phone:	(470)217-0008 Fax:
Requested Due Date:	Standard

Section B — Required Project Information:

Report To:	Kristen Jurinko, Anthony Szwast
Copy To:	Laura Midkiff, Ben Hodges, Mike Smilley
	Noelia Gangi
Purchase Order #:	
Project Name:	Bowen AP-1
Project #:	

Section C — Invoice Information:

Attention:	
Company Name:	Georgia Power
Address:	241 Ralph McGill Blvd. NE, Atlanta, GA 30308
Pace Quote:	
Pace Project Manager:	nicole.d'oleo@pacelabs.com,
Pace Profile #:	10844-5

Regulatory Agency	
State / Location	
GA	

Requested Analysis Filtered (Y/N)

ITEM #	SAMPLE ID (One Character per box. (A-Z, 0-9 / , -) Sample ids must be unique)	MATRIX CODE (see valid codes to left)	SAMPLE TYPE (G=GRAB C=COMP)	COLLECTED START DATE	COLLECTED START TIME	COLLECTED END DATE	COLLECTED END TIME	SAMPLE TEMP AT COLLECTION	# OF CONTAINERS	Unpreserved	H2SO4	HNO3	HCl	NaOH	Na2S2O3	Methanol	Other	Analyses Test (Y/N)	Metals	Cl, F, SO4	Alkalinity	TDS	RAD 9315/9320	Sulfide	Residual Chlorine (Y/N)
49	FB-9	WQ	G																X	X	X	X	X	X	
50	FB-10	WQ	G																X	X	X	X	X	X	
51	FB-11	WQ	G																X	X	X	X	X	X	
52	DUP-1	WQ	G																X	X	X	X	X	X	
53	DUP-2	WQ	G																X	X	X	X	X	X	
54	DUP-3	WQ	G																X	X	X	X	X	X	
55	DUP-4	WQ	G																X	X	X	X	X	X	
56	DUP-5	WQ	G	8/2/22	—				7	3		3		1					X	X	X	X	X	X	
57	DUP-6	WQ	G																X	X	X	X	X	X	
58	EB-1	WQ	G																X	X	X	X	X	X	
59	EB-2	WQ	G	8/2/22	1230				7	3		3		1					X	X	X	X	X	X	
60	EB-3	WQ	G																X	X	X	X	X	X	

ADDITIONAL COMMENTS	RELINQUISHED BY / AFFILIATION	DATE	TIME	ACCEPTED BY / AFFILIATION	DATE	TIME	SAMPLE CONDITIONS
	Will Looker	8/4/22	1000	Ryan Williams / Pace	8/4/22	1000	
	Ryan Williams / Pace	8/4/22	1515	[illegible]	8/4/22	1515	

SAMPLER NAME AND SIGNATURE	
PRINT Name of SAMPLER:	Will Looker, Meredith Duncan, Robert Mull
SIGNATURE of SAMPLER: [signature]	DATE Signed: 8/2/22

TEMP in C | Received on Ice (Y/N) | Custody Sealed Cooler (Y/N) | Samples Intact (Y/N)

Pace

CHAIN-OF-CUSTODY / Analytical Request Document

The Chain-of-Custody is a LEGAL DOCUMENT. All relevant fields must be completed accurately.

Submitting a sample via this chain of custody constitutes acknowledgment and acceptance of the Pace Terms and Conditions found at https://info.pacelabs.com/hubfs/pas-standard-terms.pdf.

Page : 6 Of 6

Section A — Required Client Information:

Company:	Georgia Power
Address:	241 Ralph McGill Blvd. NE
	Atlanta, GA 30308
Email:	knjurink@southernco.com
Phone:	(470)217-0008 Fax:
Requested Due Date:	Standard

Section B — Required Project Information:

Report To:	Kristen Jurinko, Anthony Szwast
Copy To:	Laura Midkiff, Ben Hodges, Mike Smiley
	Noelia Gangi
Purchase Order #:	
Project Name:	Bowen AP-1
Project #:	

Section C — Invoice Information:

Attention:	
Company Name:	Georgia Power
Address:	241 Ralph McGill Blvd. NE, Atlanta, GA 30308
Pace Quote:	
Pace Project Manager:	nicole d'oleo@pacelabs.com
Pace Profile #:	10844-5

Regulatory Agency	
State / Location	GA

Requested Analysis Filtered (Y/N)

ITEM #	SAMPLE ID (One Character per box. (A-Z, 0-9 / , -) Sample ids must be unique)	MATRIX CODE (see valid codes to left)	SAMPLE TYPE (G=GRAB C=COMP)	COLLECTED START DATE	COLLECTED START TIME	COLLECTED END DATE	COLLECTED END TIME	SAMPLE TEMP AT COLLECTION	# OF CONTAINERS	Unpreserved	H2SO4	HNO3	HCl	NaOH	Na2S2O3	Methanol	Other	Analyses Test Y/N	Metals	Cl, F, SO4	Alkalinity	TDS	RAD 9315/9320	Sulfide							Residual Chlorine (Y/N)		
61	EB-4	WQ	G																X	X	X	X	X	X										
62	EB-5	WQ	G																X	X	X	X	X	X										
63	EB-6	WQ	G																X	X	X	X	X	X										
64	~~PEOT~~ PZ-7	WG	G	8/2/22	1135				7	3		3		1					X	X	X	X	X	X								6.57		
65	WL 8/2/22																																	
66																																		
67																																		
68																																		
69																																		
70																																		
71																																		
72																																		

ADDITIONAL COMMENTS	RELINQUISHED BY / AFFILIATION	DATE	TIME	ACCEPTED BY / AFFILIATION	DATE	TIME	SAMPLE CONDITIONS
	Will Looker	8/4/22	1000	Ryan William / Pace	8/4/22	1000	
	Ryan William / Pace	8/4/22	1515	Charles / Pace	8/4/22	1515	

SAMPLER NAME AND SIGNATURE	
PRINT Name of SAMPLER:	Will Looker, Meredith Duncan, Robert Mull
SIGNATURE of SAMPLER:	DATE Signed: 8/2/22

TEMP in C | Received on Ice (Y/N) | Custody Sealed Cooler (Y/N) | Samples Intact (Y/N)

Pace

CHAIN-OF-CUSTODY / Analytical Request Document

The Chain-of-Custody is a LEGAL DOCUMENT. All relevant fields must be completed accurately.

Submitting a sample via this chain of custody constitutes acknowledgment and acceptance of the Pace Terms and Conditions found at https://info.pacelabs.com/hubfs/pas-standard-terms.pdf.

Page : 2 Of 6

Section A Required Client Information:

Company:	Georgia Power
Address:	241 Ralph McGill Blvd. NE
	Atlanta, GA 30308
Email:	knjurink@southernco.com
Phone:	(470)217-0008 Fax:
Requested Due Date:	Standard

Section B Required Project Information:

Report To:	Kristen Jurinko, Anthony Stewart
Copy To:	Laura Mckiff, Ben Hodges, Mike Smiley
	Noelia Gangi
Purchase Order #:	
Project Name:	Bowen AP-1
Project #:	

Section C Invoice Information:

Attention:	
Company Name:	Georgia Power
Address:	241 Ralph McGill Blvd. NE, Atlanta, GA 30308
Pace Quote:	
Pace Project Manager:	nicole.d'oleo@pacelabs.com,
Pace Profile #:	10844-5

Regulatory Agency	
State / Location	
GA	

Requested Analysis Filtered (Y/N)

ITEM #	SAMPLE ID (One Character per box. (A-Z, 0-9 / , -) Sample ids must be unique)	MATRIX CODE (see valid codes to left)	SAMPLE TYPE (G=GRAB C=COMP)	COLLECTED START DATE	COLLECTED START TIME	COLLECTED END DATE	COLLECTED END TIME	SAMPLE TEMP AT COLLECTION	# OF CONTAINERS	Unpreserved	H2SO4	HNO3	HCl	NaOH	Na2S2O3	Methanol	Other	Analyses Test (Y/N)	Metals	Cl, F, SO4	Alkalinity	TDS	RAD 9315/9320	Sulfide							Residual Chlorine (Y/N)	
13	BGWC-17	WG	G																X	X	X	X	X	X								
14	BGWC-18	WG	G																X	X	X	X	X	X								
15	BGWC-19	WG	G																X	X	X	X	X	X								
16	BGWC-20	WG	G																X	X	X	X	X	X								
17	BGWC-21	WG	G																X	X	X	X	X	X								
18	BGWC-22	WG	G																X	X	X	X	X	X								
19	BGWC-23	WG	G	8/1/22	1530				7	3		3		1					X	X	X	X	X	X							7.00	
20	BGWC-24	WG	G																X	X	X	X	X	X								
21	BGWC-25	WG	G																X	X	X	X	X	X								
22	BGWC-30	WG	G	8/1/22	1020				7	3		3		1					X	X	X	X	X	X							7.21	
23	BGWA-6	WG	G																X	X	X	X	X	X								
24	BGWC-31	WG	G																X	X	X	X	X	X								

ADDITIONAL COMMENTS	RELINQUISHED BY / AFFILIATION	DATE	TIME	ACCEPTED BY / AFFILIATION	DATE	TIME	SAMPLE CONDITIONS
	Will Looker	8/4/22	1000	Ryan Williams / Pace	8/4/22	1000	
	Ryan Williams / Pace	8/4/22	1515	[illegible]	8/4/22	1515	

SAMPLER NAME AND SIGNATURE

PRINT Name of SAMPLER: Meredith Duncan, Will Looker, Robert Mull

SIGNATURE of SAMPLER: [illegible] DATE Signed: 8/1/22

TEMP in C	Received on Ice (Y/N)	Custody Sealed Cooler (Y/N)	Samples Intact (Y/N)

Pace

CHAIN-OF-CUSTODY / Analytical Request Document

The Chain-of-Custody is a LEGAL DOCUMENT. All relevant fields must be completed accurately.

Submitting a sample via this chain of custody constitutes acknowledgment and acceptance of the Pace Terms and Conditions found at https://info.pacelabs.com/hubfs/pas-standard-terms.pdf.

Section A — Required Client Information:

Company:	Georgia Power
Address:	241 Ralph McGill Blvd. NE
	Atlanta, GA 30308
Email:	knjurink@southernco.com
Phone:	(470)217-0008 Fax
Requested Due Date:	Standard

Section B — Required Project Information:

Report To:	Kristen Jurinko, Anthony Szwast
Copy To:	Laura Mckuff, Ben Hodges, Mike Smiley
	Noelia Gangi
Purchase Order #:	
Project Name:	Bowen AP-1
Project #:	

Section C — Invoice Information:

Attention:	
Company Name:	Georgia Power
Address:	241 Ralph McGill Blvd. NE, Atlanta, GA 30308
Pace Quote:	
Pace Project Manager:	nicole.d'oleo@pacelabs.com
Pace Profile #:	10844-5

Regulatory Agency	
State / Location	
GA	

SAMPLE ID
One Character per box.
(A-Z, 0-9 / , -)
Sample Ids must be unique

MATRIX	CODE
Drinking Water	DW
Water	WT
Waste Water	WW
Product	P
Soil/Solid	SL
Oil	OL
Wipe	WP
Air	AR
Other	OT
Tissue	TS

ITEM #	SAMPLE ID	MATRIX CODE (see valid codes to left)	SAMPLE TYPE (G=GRAB C=COMP)	COLLECTED START DATE	COLLECTED START TIME	COLLECTED END DATE	COLLECTED END TIME	SAMPLE TEMP AT COLLECTION	# OF CONTAINERS	Preservatives: Unpreserved	H2SO4	HNO3	HCl	NaOH	Na2S2O3	Methanol	Other	Analyses Test (Requested Analysis Filtered (Y/N)): Metals	Cl, F, SO4	Alkalinity	TDS	R/D 6315/9320	Sulfide	Residual Chlorine (Y/N)
25	BGWC-32	WG	G															X	X	X	X	X	X	
26	BGWC-34D	WG	G															X	X	X	X	X	X	
27	BGWC-35D	WG	G															X	X	X	X	X	X	
28	BGWC-36D	WG	G															X	X	X	X	X	X	
29	BGWC-37D	WG	G															X	X	X	X	X	X	
30	BGWC-38D	WG	G															X	X	X	X	X	X	
31	BGWC-39	WG	G															X	X	X	X	X	X	
32	BGWC-40	WG	G															X	X	X	X	X	X	
33	BGWC-41D	WG	G															X	X	X	X	X	X	
34	BGWC-42D	WG	G															X	X	X	X	X	X	
35	BGWC-43D	WG	G	8/1/22	1445				7	3		3		1				X	X	X	X	X	X	7.16
36	BGWC-44D	WG	G															X	X	X	X	X	X	

ADDITIONAL COMMENTS	RELINQUISHED BY / AFFILIATION	DATE	TIME	ACCEPTED BY / AFFILIATION	DATE	TIME	SAMPLE CONDITIONS
	Will Looker	8/4/22	1000	Ryan Williams / Pace	8/4/22	1000	
	Ryan Williams / Pace	8/4/22	1515	[illegible]	8/4/22	1515	

SAMPLER NAME AND SIGNATURE

PRINT Name of SAMPLER: Meredith Duncan, Will Looker, Robert Mull

SIGNATURE of SAMPLER: [illegible] DATE Signed: 8/1/22

TEMP in C	Received on Ice (Y/N)	Custody Sealed Cooler (Y/N)	Samples Intact (Y/N)

Pace

CHAIN-OF-CUSTODY / Analytical Request Document

The Chain-of-Custody is a LEGAL DOCUMENT. All relevant fields must be completed accurately.

Submitting a sample via this chain of custody constitutes acknowledgment and acceptance of the Pace Terms and Conditions found at https://info.pacelabs.com/hubfs/pas-standard-terms.pdf.

Section A Required Client Information:	Section B Required Project Information:	Section C Invoice Information:
Company: Georgia Power	Report To: Kristen Jurinko, Anthony Szwast	Attention:
Address: 241 Ralph McGill Blvd. NE	Copy To: Laura Midkiff, Ben Hodges, Mike Smiley	Company Name: Georgia Power
Atlanta, GA 30308	Noelia Gangi	Address: 241 Ralph McGill Blvd. NE, Atlanta, GA 30308
Email: knjurink@southernco.com	Purchase Order #:	Pace Quote:
Phone: (470)217-9008 Fax:	Project Name: Bowen AP-1	Pace Project Manager: nicole.d'oleo@pacelabs.com
Requested Due Date: Standard	Project #:	Pace Profile #: 10844-5

Regulatory Agency	
State / Location	
GA	

SAMPLE ID — One Character per box. (A-Z, 0-9 / , -) Sample Ids must be unique

MATRIX CODE: Drinking Water DW; Water WT; Waste Water WW; Product P; Soil/Solid SL; Oil OL; Wipe WP; Air AR; Other OT; Tissue TS

ITEM #	SAMPLE ID	MATRIX CODE (see valid codes to left)	SAMPLE TYPE (G=GRAB C=COMP)	COLLECTED START DATE	COLLECTED START TIME	COLLECTED END DATE	COLLECTED END TIME	SAMPLE TEMP AT COLLECTION	# OF CONTAINERS	Preservatives: Unpreserved	H2SO4	HNO3	HCl	NaOH	Na2S2O3	Methanol	Other	Analyses Test Y/N	Metals	Cl, F, SO4	Alkalinity	TDS	RAD 9315/9320	Sulfide	Residual Chlorine (Y/N)	
37	BGWC-49D	WG	G	8/1/22	1300				7	3		3		1					x	x	x	x	x	x		7.30
38	BGWC-50D	WG	G																x	x	x	x	x	x		
39	BGWC-51	WG	G	8/1/22	1200				7	3		3		1					x	x	x	x	x	x		6.96
40	BGWC-52	WG	G																x	x	x	x	x	x		
41	FB-1	WQ	G																x	x	x	x	x	x		
42	FB-2	WQ	G																x	x	x	x	x	x		
43	FB-3	WQ	G																x	x	x	x	x	x		
44	FB-4	WQ	G																x	x	x	x	x	x		
45	FB-5	WQ	G	8/1/22	1615				7	3		3		1					x	x	x	x	x	x		
46	FB-6	WQ	G																x	x	x	x	x	x		
47	FB-7	WQ	G																x	x	x	x	x	x		
48	FB-8	WQ	G																x	x	x	x	x	x		

ADDITIONAL COMMENTS	RELINQUISHED BY / AFFILIATION	DATE	TIME	ACCEPTED BY / AFFILIATION	DATE	TIME	SAMPLE CONDITIONS
	Will Laaker	8/4/22	1000	Ryan Williams / Pace	8/4/22	1000	
	Ryan Williams / Pace	8/4/22	1515	[signature]	8/4/22	1515	

SAMPLER NAME AND SIGNATURE

PRINT Name of SAMPLER: Meredith Duncan, Will Laaker, Robert Mull

SIGNATURE of SAMPLER: [signature] DATE Signed: 8/1/22

TEMP in C	Received on Ice (Y/N)	Custody Sealed Cooler (Y/N)	Samples Intact (Y/N)

Pace

CHAIN-OF-CUSTODY / Analytical Request Document

The Chain-of-Custody is a LEGAL DOCUMENT. All relevant fields must be completed accurately.

Submitting a sample via this chain of custody constitutes acknowledgment and acceptance of the Pace Terms and Conditions found at https://info.pacelabs.com/hubfs/pas-standard-terms.pdf.

Page : 5 Of 6

Section A Required Client Information:		Section B Required Project Information:		Section C Invoice Information:	
Company:	Georgia Power	Report To:	Kristen Jurinko, Anthony Szwast	Attention:	
Address:	241 Ralph McGill Blvd. NE	Copy To:	Laura Midkiff, Ben Hodges, Mike Smiley	Company Name:	Georgia Power
Atlanta, GA 30308			Noelia Gangi	Address:	241 Ralph McGill Blvd. NE, Atlanta, GA 30308
Email:	knjurink@southernco.com	Purchase Order #:		Pace Quote:	
Phone:	(470)217-0008 Fax:	Project Name:	Bowen AP-1	Pace Project Manager:	nicole.d'oleo@pacelabs.com,
Requested Due Date:	Standard	Project #:		Pace Profile #:	10844-5

Regulatory Agency	
State / Location	
GA	

Requested Analysis Filtered (Y/N)

ITEM #	SAMPLE ID (One Character per box. (A-Z, 0-9 / , -) Sample Ids must be unique)	MATRIX CODE (see valid codes to left)	SAMPLE TYPE (G=GRAB C=COMP)	COLLECTED START DATE	COLLECTED START TIME	COLLECTED END DATE	COLLECTED END TIME	SAMPLE TEMP AT COLLECTION	# OF CONTAINERS	Preservatives: Unpreserved	H2SO4	HNO3	HCl	NaOH	Na2S2O3	Methanol	Other	Analyses Test (Y/N)	Metals	Cl, F, SO4	Alkalinity	TDS	RAD 9315/9320	Sulfide	Residual Chlorine (Y/N)
49	FB-9	WQ	G																X	X	X	X	X	X	
50	FB-10	WQ	G																X	X	X	X	X	X	
51	FB-11	WQ	G																X	X	X	X	X	X	
52	DUP-1	WG	G																X	X	X	X	X	X	
53	DUP-2	WG	G																X	X	X	X	X	X	
54	DUP-3	WG	G																X	X	X	X	X	X	
55	DUP-4	WG	G	8/1/22	—				7	3		3		1					X	X	X	X	X	X	
56	DUP-5	WG	G																X	X	X	X	X	X	
57	DUP-6	WG	G																X	X	X	X	X	X	
58	EB-1	WQ	G	8/1/22	1625				7	3		3		1					X	X	X	X	X	X	
59	EB-2	WQ	G																X	X	X	X	X	X	
60	EB-3	WQ	G																X	X	X	X	X	X	

ADDITIONAL COMMENTS	RELINQUISHED BY / AFFILIATION	DATE	TIME	ACCEPTED BY / AFFILIATION	DATE	TIME	SAMPLE CONDITIONS
	Will Loaker	8/4/22	1000	Ryan Williams / Pace	8/4/22	1000	
	Ryan Williams / Pace	8/4/22	1515	Charles Hale	8/4/22	1515	

SAMPLER NAME AND SIGNATURE

PRINT Name of SAMPLER: Meredith Duncan, Will Loaker, Robert Mull

SIGNATURE of SAMPLER: [signature] DATE Signed: 8/1/22

TEMP in C	Received on Ice (Y/N)	Custody Sealed Cooler (Y/N)	Samples Intact (Y/N)

Pace Analytical Services, LLC
110 Technology Parkway
Peachtree Corners, GA 30092
(770)734-4200

August 05, 2022

Kelley Sharpe
ARCADIS - Atlanta
2839 Paces Ferry Rd
STE 900
Atlanta, GA 30339

RE: Project: Plant Bowen-CCR Ash Pond
Pace Project No.: 92617440

Dear Kelley Sharpe:

Enclosed are the analytical results for sample(s) received by the laboratory on July 29, 2022. The results relate only to the samples included in this report. Results reported herein conform to the applicable TNI/NELAC Standards and the laboratory's Quality Manual, where applicable, unless otherwise noted in the body of the report.

The test results provided in this final report were generated by each of the following laboratories within the Pace Network:

- Pace Analytical Services - Asheville
- Pace Analytical Services - Peachtree Corners, GA

If you have any questions concerning this report, please feel free to contact me.

Sincerely,

Maiya Parks

Maiya Parks
maiya.parks@pacelabs.com
(770)734-4200
Project Manager

Enclosures

cc: Joju Abraham, Georgia Power-CCR
Ben Hodges, Georgia Power
Warren Johnson, ARCADIS - Atlanta
Laura Midkiff, Georgia Power

This report shall not be reproduced, except in full,
without the written consent of Pace Analytical Services, LLC.

Pace Analytical Services, LLC
110 Technology Parkway
Peachtree Corners, GA 30092
(770)734-4200

CERTIFICATIONS

Project: Plant Bowen-CCR Ash Pond
Pace Project No.: 92617440

Pace Analytical Services Asheville
2225 Riverside Drive, Asheville, NC 28804
Florida/NELAP Certification #: E87648
North Carolina Drinking Water Certification #: 37712
North Carolina Wastewater Certification #: 40
South Carolina Laboratory ID: 99030
South Carolina Certification #: 99030001
Virginia/VELAP Certification #: 460222

Pace Analytical Services Peachtree Corners
110 Technology Pkwy, Peachtree Corners, GA 30092
Florida DOH Certification #: E87315
Georgia DW Inorganics Certification #: 812
North Carolina Certification #: 381
South Carolina Certification #: 98011001

This report shall not be reproduced, except in full,
without the written consent of Pace Analytical Services, LLC.

Pace Analytical Services, LLC
110 Technology Parkway
Peachtree Corners, GA 30092
(770)734-4200

SAMPLE SUMMARY

Project: Plant Bowen-CCR Ash Pond
Pace Project No.: 92617440

Lab ID	Sample ID	Matrix	Date Collected	Date Received
92617440001	**EC+0.5**	Water	07/28/22 12:40	07/29/22 09:51
92617440002	**EC-0.00**	Water	07/28/22 12:15	07/29/22 09:51
92617440003	**EC-0.72**	Water	07/28/22 12:00	07/29/22 09:51

This report shall not be reproduced, except in full,
without the written consent of Pace Analytical Services, LLC.

Pace Analytical Services, LLC
110 Technology Parkway
Peachtree Corners, GA 30092
(770)734-4200

SAMPLE ANALYTE COUNT

Project: Plant Bowen-CCR Ash Pond
Pace Project No.: 92617440

Lab ID	Sample ID	Method	Analysts	Analytes Reported	Laboratory
92617440001	**EC+0.5**	EPA 6010D	DRB, KH	4	PASI-GA
		EPA 6020B	CW1	1	PASI-GA
		SM 2540C-2015	BTS	1	PASI-GA
		EPA 9040C	TBM	1	PASI-GA
		SM 2320B-2011	SMS	2	PASI-A
		EPA 300.0 Rev 2.1 1993	CDC	3	PASI-A
92617440002	**EC-0.00**	EPA 6010D	DRB, KH	4	PASI-GA
		EPA 6020B	CW1	1	PASI-GA
		SM 2540C-2015	BTS	1	PASI-GA
		EPA 9040C	TBM	1	PASI-GA
		SM 2320B-2011	SMS	2	PASI-A
		EPA 300.0 Rev 2.1 1993	CDC	3	PASI-A
92617440003	**EC-0.72**	EPA 6010D	DRB, KH	4	PASI-GA
		EPA 6020B	CW1	1	PASI-GA
		SM 2540C-2015	BTS	1	PASI-GA
		EPA 9040C	TBM	1	PASI-GA
		SM 2320B-2011	SMS	2	PASI-A
		EPA 300.0 Rev 2.1 1993	CDC	3	PASI-A

PASI-A = Pace Analytical Services - Asheville
PASI-GA = Pace Analytical Services - Peachtree Corners, GA

This report shall not be reproduced, except in full,
without the written consent of Pace Analytical Services, LLC.

Pace Analytical Services, LLC
110 Technology Parkway
Peachtree Corners, GA 30092
(770)734-4200

ANALYTICAL RESULTS

Project: Plant Bowen-CCR Ash Pond
Pace Project No.: 92617440

Sample: EC+0.5 **Lab ID: 92617440001** Collected: 07/28/22 12:40 Received: 07/29/22 09:51 Matrix: Water

Parameters	Results	Units	Report Limit	DF	Prepared	Analyzed	CAS No.	Qual
6010D ATL ICP	Analytical Method: EPA 6010D Preparation Method: EPA 3010A							
	Pace Analytical Services - Peachtree Corners, GA							
Potassium	**1.7**	mg/L	0.20	1	08/01/22 14:38	08/02/22 12:41	7440-09-7	
Sodium	**6.1**	mg/L	1.0	1	08/01/22 14:38	08/02/22 12:41	7440-23-5	
Calcium	**36.5**	mg/L	1.0	1	08/01/22 14:38	08/01/22 19:02	7440-70-2	M1
Magnesium	**11.2**	mg/L	0.050	1	08/01/22 14:38	08/01/22 19:02	7439-95-4	M1
6020 MET ICPMS	Analytical Method: EPA 6020B Preparation Method: EPA 3005A							
	Pace Analytical Services - Peachtree Corners, GA							
Boron	ND	mg/L	0.040	1	08/01/22 14:25	08/02/22 15:50	7440-42-8	
2540C Total Dissolved Solids	Analytical Method: SM 2540C-2015							
	Pace Analytical Services - Peachtree Corners, GA							
Total Dissolved Solids	**164**	mg/L	10.0	1		08/02/22 12:03		
9040 pH	Analytical Method: EPA 9040C							
	Pace Analytical Services - Peachtree Corners, GA							
pH at 25 Degrees C	**8.0**	Std. Units	0.10	1		08/05/22 14:57		H6
2320B Alkalinity	Analytical Method: SM 2320B-2011							
	Pace Analytical Services - Asheville							
Alkalinity,Bicarbonate (CaCO3)	**120**	mg/L	5.0	1		08/04/22 19:04		
Alkalinity, Total as CaCO3	**120**	mg/L	5.0	1		08/04/22 19:04		
300.0 IC Anions 28 Days	Analytical Method: EPA 300.0 Rev 2.1 1993							
	Pace Analytical Services - Asheville							
Chloride	**8.3**	mg/L	1.0	1		07/30/22 22:20	16887-00-6	
Fluoride	ND	mg/L	0.10	1		07/30/22 22:20	16984-48-8	
Sulfate	**6.7**	mg/L	1.0	1		07/30/22 22:20	14808-79-8	

This report shall not be reproduced, except in full,
without the written consent of Pace Analytical Services, LLC.

Pace Analytical Services, LLC
110 Technology Parkway
Peachtree Corners, GA 30092
(770)734-4200

ANALYTICAL RESULTS

Project: Plant Bowen-CCR Ash Pond
Pace Project No.: 92617440

Sample: EC-0.00 **Lab ID: 92617440002** Collected: 07/28/22 12:15 Received: 07/29/22 09:51 Matrix: Water

Parameters	Results	Units	Report Limit	DF	Prepared	Analyzed	CAS No.	Qual
6010D ATL ICP	Analytical Method: EPA 6010D Preparation Method: EPA 3010A							
	Pace Analytical Services - Peachtree Corners, GA							
Potassium	**1.6**	mg/L	0.20	1	08/01/22 14:38	08/02/22 13:17	7440-09-7	
Sodium	**5.8**	mg/L	1.0	1	08/01/22 14:38	08/02/22 13:17	7440-23-5	
Calcium	**35.6**	mg/L	1.0	1	08/01/22 14:38	08/01/22 19:22	7440-70-2	
Magnesium	**10.7**	mg/L	0.050	1	08/01/22 14:38	08/01/22 19:22	7439-95-4	
6020 MET ICPMS	Analytical Method: EPA 6020B Preparation Method: EPA 3005A							
	Pace Analytical Services - Peachtree Corners, GA							
Boron	ND	mg/L	0.040	1	08/01/22 14:25	08/02/22 15:56	7440-42-8	
2540C Total Dissolved Solids	Analytical Method: SM 2540C-2015							
	Pace Analytical Services - Peachtree Corners, GA							
Total Dissolved Solids	**115**	mg/L	10.0	1		08/02/22 12:03		
9040 pH	Analytical Method: EPA 9040C							
	Pace Analytical Services - Peachtree Corners, GA							
pH at 25 Degrees C	**7.9**	Std. Units	0.10	1		08/05/22 14:56		H6
2320B Alkalinity	Analytical Method: SM 2320B-2011							
	Pace Analytical Services - Asheville							
Alkalinity,Bicarbonate (CaCO3)	**119**	mg/L	5.0	1		08/04/22 19:12		
Alkalinity, Total as CaCO3	**119**	mg/L	5.0	1		08/04/22 19:12		
300.0 IC Anions 28 Days	Analytical Method: EPA 300.0 Rev 2.1 1993							
	Pace Analytical Services - Asheville							
Chloride	**8.7**	mg/L	1.0	1		07/30/22 22:36	16887-00-6	
Fluoride	ND	mg/L	0.10	1		07/30/22 22:36	16984-48-8	
Sulfate	**7.1**	mg/L	1.0	1		07/30/22 22:36	14808-79-8	

This report shall not be reproduced, except in full,
without the written consent of Pace Analytical Services, LLC.

Pace Analytical Services, LLC
110 Technology Parkway
Peachtree Corners, GA 30092
(770)734-4200

ANALYTICAL RESULTS

Project: Plant Bowen-CCR Ash Pond
Pace Project No.: 92617440

Sample: EC-0.72 **Lab ID: 92617440003** Collected: 07/28/22 12:00 Received: 07/29/22 09:51 Matrix: Water

Parameters	Results	Units	Report Limit	DF	Prepared	Analyzed	CAS No.	Qual
6010D ATL ICP	Analytical Method: EPA 6010D Preparation Method: EPA 3010A Pace Analytical Services - Peachtree Corners, GA							
Calcium	**38.0**	mg/L	1.0	1	08/01/22 14:38	08/01/22 19:27	7440-70-2	
Magnesium	**11.5**	mg/L	0.050	1	08/01/22 14:38	08/01/22 19:27	7439-95-4	
Potassium	**1.7**	mg/L	0.20	1	08/01/22 14:38	08/02/22 13:21	7440-09-7	
Sodium	**6.0**	mg/L	1.0	1	08/01/22 14:38	08/02/22 13:21	7440-23-5	
6020 MET ICPMS	Analytical Method: EPA 6020B Preparation Method: EPA 3005A Pace Analytical Services - Peachtree Corners, GA							
Boron	ND	mg/L	0.040	1	08/01/22 14:25	08/02/22 16:02	7440-42-8	
2540C Total Dissolved Solids	Analytical Method: SM 2540C-2015 Pace Analytical Services - Peachtree Corners, GA							
Total Dissolved Solids	**165**	mg/L	10.0	1		08/02/22 12:05		
9040 pH	Analytical Method: EPA 9040C Pace Analytical Services - Peachtree Corners, GA							
pH at 25 Degrees C	**7.9**	Std. Units	0.10	1		08/05/22 14:56		H6
2320B Alkalinity	Analytical Method: SM 2320B-2011 Pace Analytical Services - Asheville							
Alkalinity,Bicarbonate (CaCO3)	**116**	mg/L	5.0	1		08/04/22 19:37		
Alkalinity, Total as CaCO3	**116**	mg/L	5.0	1		08/04/22 19:37		
300.0 IC Anions 28 Days	Analytical Method: EPA 300.0 Rev 2.1 1993 Pace Analytical Services - Asheville							
Chloride	**8.8**	mg/L	1.0	1		07/30/22 23:22	16887-00-6	
Fluoride	ND	mg/L	0.10	1		07/30/22 23:22	16984-48-8	
Sulfate	**7.5**	mg/L	1.0	1		07/30/22 23:22	14808-79-8	

This report shall not be reproduced, except in full,
without the written consent of Pace Analytical Services, LLC.

Pace Analytical Services, LLC
110 Technology Parkway
Peachtree Corners, GA 30092
(770)734-4200

QUALITY CONTROL DATA

Project: Plant Bowen-CCR Ash Pond
Pace Project No.: 92617440

QC Batch: 714116
QC Batch Method: EPA 3010A
Analysis Method: EPA 6010D
Analysis Description: 6010D ATL
Laboratory: Pace Analytical Services - Peachtree Corners, GA
Associated Lab Samples: 92617440001, 92617440002, 92617440003

METHOD BLANK: 3723001
Matrix: Water
Associated Lab Samples: 92617440001, 92617440002, 92617440003

Parameter	Units	Blank Result	Reporting Limit	Analyzed	Qualifiers
Calcium	mg/L	ND	1.0	08/01/22 18:43	
Magnesium	mg/L	ND	0.050	08/01/22 18:43	
Potassium	mg/L	ND	0.20	08/02/22 12:32	
Sodium	mg/L	ND	1.0	08/02/22 12:32	

LABORATORY CONTROL SAMPLE: 3723002

Parameter	Units	Spike Conc.	LCS Result	LCS % Rec	% Rec Limits	Qualifiers
Calcium	mg/L	1	1.1	109	80-120	
Magnesium	mg/L	1	1.1	109	80-120	
Potassium	mg/L	1	1.1	109	80-120	
Sodium	mg/L	1	1.2	115	80-120	

MATRIX SPIKE & MATRIX SPIKE DUPLICATE: 3723003 3723004

Parameter	Units	92617440001 Result	MS Spike Conc.	MSD Spike Conc.	MS Result	MSD Result	MS % Rec	MSD % Rec	% Rec Limits	RPD	Max RPD	Qual
Calcium	mg/L	36.5	1	1	37.5	38.9	100	237	75-125	4	20	M1
Magnesium	mg/L	11.2	1	1	12.1	12.6	97	149	75-125	4	20	M1
Potassium	mg/L	1.7	1	1	2.8	2.8	105	102	75-125	1	20	
Sodium	mg/L	6.1	1	1	7.0	7.1	94	108	75-125	2	20	

Results presented on this page are in the units indicated by the "Units" column except where an alternate unit is presented to the right of the result.

This report shall not be reproduced, except in full,
without the written consent of Pace Analytical Services, LLC.

Pace Analytical Services, LLC
110 Technology Parkway
Peachtree Corners, GA 30092
(770)734-4200

QUALITY CONTROL DATA

Project: Plant Bowen-CCR Ash Pond
Pace Project No.: 92617440

QC Batch: 714119
QC Batch Method: EPA 3005A
Analysis Method: EPA 6020B
Analysis Description: 6020 MET
Laboratory: Pace Analytical Services - Peachtree Corners, GA
Associated Lab Samples: 92617440001, 92617440002, 92617440003

METHOD BLANK: 3723016
Matrix: Water
Associated Lab Samples: 92617440001, 92617440002, 92617440003

Parameter	Units	Blank Result	Reporting Limit	Analyzed	Qualifiers
Boron	mg/L	ND	0.040	08/02/22 15:39	

LABORATORY CONTROL SAMPLE: 3723017

Parameter	Units	Spike Conc.	LCS Result	LCS % Rec	% Rec Limits	Qualifiers
Boron	mg/L	1	1.0	101	80-120	

MATRIX SPIKE & MATRIX SPIKE DUPLICATE: 3723062 3723063

Parameter	Units	92617522001 Result	MS Spike Conc.	MSD Spike Conc.	MS Result	MSD Result	MS % Rec	MSD % Rec	% Rec Limits	RPD	Max RPD	Qual
Boron	mg/L	ND	1	1	1.0	0.99	100	99	75-125	1	20	

Results presented on this page are in the units indicated by the "Units" column except where an alternate unit is presented to the right of the result.

REPORT OF LABORATORY ANALYSIS

This report shall not be reproduced, except in full,
without the written consent of Pace Analytical Services, LLC.

Pace Analytical Services, LLC
110 Technology Parkway
Peachtree Corners, GA 30092
(770)734-4200

QUALITY CONTROL DATA

Project: Plant Bowen-CCR Ash Pond
Pace Project No.: 92617440

QC Batch: 714331
QC Batch Method: SM 2540C-2015
Analysis Method: SM 2540C-2015
Analysis Description: 2540C Total Dissolved Solids
Laboratory: Pace Analytical Services - Peachtree Corners, GA
Associated Lab Samples: 92617440001, 92617440002, 92617440003

METHOD BLANK: 3724085
Matrix: Water
Associated Lab Samples: 92617440001, 92617440002, 92617440003

Parameter	Units	Blank Result	Reporting Limit	Analyzed	Qualifiers
Total Dissolved Solids	mg/L	ND	10.0	08/02/22 11:59	

LABORATORY CONTROL SAMPLE: 3724086

Parameter	Units	Spike Conc.	LCS Result	LCS % Rec	% Rec Limits	Qualifiers
Total Dissolved Solids	mg/L	400	387	97	80-120	

SAMPLE DUPLICATE: 3724087

Parameter	Units	92617562001 Result	Dup Result	RPD	Max RPD	Qualifiers
Total Dissolved Solids	mg/L	508	496	2	25	

SAMPLE DUPLICATE: 3724102

Parameter	Units	92617392022 Result	Dup Result	RPD	Max RPD	Qualifiers
Total Dissolved Solids	mg/L	732	712	3	25	

Results presented on this page are in the units indicated by the "Units" column except where an alternate unit is presented to the right of the result.

This report shall not be reproduced, except in full,
without the written consent of Pace Analytical Services, LLC.

Pace Analytical Services, LLC
110 Technology Parkway
Peachtree Corners, GA 30092
(770)734-4200

QUALITY CONTROL DATA

Project: Plant Bowen-CCR Ash Pond
Pace Project No.: 92617440

QC Batch:	715348	Analysis Method:	EPA 9040C
QC Batch Method:	EPA 9040C	Analysis Description:	9040 pH
		Laboratory:	Pace Analytical Services - Peachtree Corners, GA

Associated Lab Samples: 92617440001, 92617440002, 92617440003

SAMPLE DUPLICATE: 3729388

Parameter	Units	92617440003 Result	Dup Result	RPD	Max RPD	Qualifiers
pH at 25 Degrees C	Std. Units	7.9	7.9	0	10	H6

Results presented on this page are in the units indicated by the "Units" column except where an alternate unit is presented to the right of the result.

REPORT OF LABORATORY ANALYSIS

This report shall not be reproduced, except in full,
without the written consent of Pace Analytical Services, LLC.

Pace Analytical Services, LLC
110 Technology Parkway
Peachtree Corners, GA 30092
(770)734-4200

QUALITY CONTROL DATA

Project: Plant Bowen-CCR Ash Pond
Pace Project No.: 92617440

QC Batch: 714940
QC Batch Method: SM 2320B-2011
Analysis Method: SM 2320B-2011
Analysis Description: 2320B Alkalinity
Laboratory: Pace Analytical Services - Asheville
Associated Lab Samples: 92617440001, 92617440002, 92617440003

METHOD BLANK: 3727211
Matrix: Water
Associated Lab Samples: 92617440001, 92617440002, 92617440003

Parameter	Units	Blank Result	Reporting Limit	Analyzed	Qualifiers
Alkalinity, Total as CaCO3	mg/L	ND	5.0	08/04/22 17:24	
Alkalinity,Bicarbonate (CaCO3)	mg/L	ND	5.0	08/04/22 17:24	

LABORATORY CONTROL SAMPLE: 3727212

Parameter	Units	Spike Conc.	LCS Result	LCS % Rec	% Rec Limits	Qualifiers
Alkalinity, Total as CaCO3	mg/L	50	49.0	98	80-120	

LABORATORY CONTROL SAMPLE: 3727213

Parameter	Units	Spike Conc.	LCS Result	LCS % Rec	% Rec Limits	Qualifiers
Alkalinity, Total as CaCO3	mg/L	50	49.6	99	80-120	

MATRIX SPIKE & MATRIX SPIKE DUPLICATE: 3727214 3727215

Parameter	Units	92616982009 Result	MS Spike Conc.	MSD Spike Conc.	MS Result	MSD Result	MS % Rec	MSD % Rec	% Rec Limits	RPD	Max RPD	Qual
Alkalinity, Total as CaCO3	mg/L	39.5	50	50	88.5	88.0	98	97	80-120	1	25	

MATRIX SPIKE & MATRIX SPIKE DUPLICATE: 3727216 3727217

Parameter	Units	92617440002 Result	MS Spike Conc.	MSD Spike Conc.	MS Result	MSD Result	MS % Rec	MSD % Rec	% Rec Limits	RPD	Max RPD	Qual
Alkalinity, Total as CaCO3	mg/L	119	50	50	169	161	100	84	80-120	5	25	

Results presented on this page are in the units indicated by the "Units" column except where an alternate unit is presented to the right of the result.

This report shall not be reproduced, except in full,
without the written consent of Pace Analytical Services, LLC.

Pace Analytical Services, LLC
110 Technology Parkway
Peachtree Corners, GA 30092
(770)734-4200

QUALITY CONTROL DATA

Project: Plant Bowen-CCR Ash Pond
Pace Project No.: 92617440

QC Batch: 714006
QC Batch Method: EPA 300.0 Rev 2.1 1993
Analysis Method: EPA 300.0 Rev 2.1 1993
Analysis Description: 300.0 IC Anions
Laboratory: Pace Analytical Services - Asheville
Associated Lab Samples: 92617440001, 92617440002, 92617440003

METHOD BLANK: 3722550
Matrix: Water
Associated Lab Samples: 92617440001, 92617440002, 92617440003

Parameter	Units	Blank Result	Reporting Limit	Analyzed	Qualifiers
Chloride	mg/L	ND	1.0	07/30/22 18:29	
Fluoride	mg/L	ND	0.10	07/30/22 18:29	
Sulfate	mg/L	ND	1.0	07/30/22 18:29	

LABORATORY CONTROL SAMPLE: 3722551

Parameter	Units	Spike Conc.	LCS Result	LCS % Rec	% Rec Limits	Qualifiers
Chloride	mg/L	50	53.4	107	90-110	
Fluoride	mg/L	2.5	2.6	103	90-110	
Sulfate	mg/L	50	50.8	102	90-110	

MATRIX SPIKE & MATRIX SPIKE DUPLICATE: 3722552 3722553

Parameter	Units	92617187001 Result	MS Spike Conc.	MSD Spike Conc.	MS Result	MSD Result	MS % Rec	MSD % Rec	% Rec Limits	RPD	Max RPD	Qual
Chloride	mg/L	ND	50	50	52.5	52.9	103	104	90-110	1	10	
Fluoride	mg/L	ND	2.5	2.5	2.5	2.5	97	98	90-110	0	10	
Sulfate	mg/L	ND	50	50	50.5	50.8	100	100	90-110	1	10	

MATRIX SPIKE & MATRIX SPIKE DUPLICATE: 3722554 3722555

Parameter	Units	92617440002 Result	MS Spike Conc.	MSD Spike Conc.	MS Result	MSD Result	MS % Rec	MSD % Rec	% Rec Limits	RPD	Max RPD	Qual
Chloride	mg/L	8.7	50	50	61.3	61.4	105	105	90-110	0	10	
Fluoride	mg/L	ND	2.5	2.5	2.6	2.6	101	102	90-110	1	10	
Sulfate	mg/L	7.1	50	50	57.8	58.1	101	102	90-110	0	10	

Results presented on this page are in the units indicated by the "Units" column except where an alternate unit is presented to the right of the result.

This report shall not be reproduced, except in full,
without the written consent of Pace Analytical Services, LLC.

Pace Analytical Services, LLC
110 Technology Parkway
Peachtree Corners, GA 30092
(770)734-4200

QUALIFIERS

Project: Plant Bowen-CCR Ash Pond
Pace Project No.: 92617440

DEFINITIONS

DF - Dilution Factor, if reported, represents the factor applied to the reported data due to dilution of the sample aliquot.

ND - Not Detected at or above adjusted reporting limit.

TNTC - Too Numerous To Count

J - Estimated concentration above the adjusted method detection limit and below the adjusted reporting limit.

MDL - Adjusted Method Detection Limit.

PQL - Practical Quantitation Limit.

RL - Reporting Limit - The lowest concentration value that meets project requirements for quantitative data with known precision and bias for a specific analyte in a specific matrix.

S - Surrogate

1,2-Diphenylhydrazine decomposes to and cannot be separated from Azobenzene using Method 8270. The result for each analyte is a combined concentration.

Consistent with EPA guidelines, unrounded data are displayed and have been used to calculate % recovery and RPD values.

LCS(D) - Laboratory Control Sample (Duplicate)

MS(D) - Matrix Spike (Duplicate)

DUP - Sample Duplicate

RPD - Relative Percent Difference

NC - Not Calculable.

SG - Silica Gel - Clean-Up

U - Indicates the compound was analyzed for, but not detected.

Acid preservation may not be appropriate for 2 Chloroethylvinyl ether.

A separate vial preserved to a pH of 4-5 is recommended in SW846 Chapter 4 for the analysis of Acrolein and Acrylonitrile by EPA Method 8260.

N-Nitrosodiphenylamine decomposes and cannot be separated from Diphenylamine using Method 8270. The result reported for each analyte is a combined concentration.

Reported results are not rounded until the final step prior to reporting. Therefore, calculated parameters that are typically reported as "Total" may vary slightly from the sum of the reported component parameters.

Pace Analytical is TNI accredited. Contact your Pace PM for the current list of accredited analytes.

TNI - The NELAC Institute.

ANALYTE QUALIFIERS

H6	Analysis initiated outside of the 15 minute EPA required holding time.
M1	Matrix spike recovery exceeded QC limits. Batch accepted based on laboratory control sample (LCS) recovery.

This report shall not be reproduced, except in full,
without the written consent of Pace Analytical Services, LLC.

Pace Analytical Services, LLC
110 Technology Parkway
Peachtree Corners, GA 30092
(770)734-4200

QUALITY CONTROL DATA CROSS REFERENCE TABLE

Project: Plant Bowen-CCR Ash Pond
Pace Project No.: 92617440

Lab ID	Sample ID	QC Batch Method	QC Batch	Analytical Method	Analytical Batch
92617440001	**EC+0.5**	EPA 3010A	714116	EPA 6010D	714224
92617440002	**EC-0.00**	EPA 3010A	714116	EPA 6010D	714224
92617440003	**EC-0.72**	EPA 3010A	714116	EPA 6010D	714224
92617440001	**EC+0.5**	EPA 3005A	714119	EPA 6020B	714236
92617440002	**EC-0.00**	EPA 3005A	714119	EPA 6020B	714236
92617440003	**EC-0.72**	EPA 3005A	714119	EPA 6020B	714236
92617440001	**EC+0.5**	SM 2540C-2015	714331		
92617440002	**EC-0.00**	SM 2540C-2015	714331		
92617440003	**EC-0.72**	SM 2540C-2015	714331		
92617440001	**EC+0.5**	EPA 9040C	715348		
92617440002	**EC-0.00**	EPA 9040C	715348		
92617440003	**EC-0.72**	EPA 9040C	715348		
92617440001	**EC+0.5**	SM 2320B-2011	714940		
92617440002	**EC-0.00**	SM 2320B-2011	714940		
92617440003	**EC-0.72**	SM 2320B-2011	714940		
92617440001	**EC+0.5**	EPA 300.0 Rev 2.1 1993	714006		
92617440002	**EC-0.00**	EPA 300.0 Rev 2.1 1993	714006		
92617440003	**EC-0.72**	EPA 300.0 Rev 2.1 1993	714006		

This report shall not be reproduced, except in full,
without the written consent of Pace Analytical Services, LLC.

CHAIN-OF-CUSTODY / Analytical Request Document

The Chain-of-Custody is a LEGAL DOCUMENT. All relevant fields must be completed accurately.

Page : 1 Of 1

Section A
Required Client Information:

Company:	ARCADIS - Atlanta
Address:	2839 Paces Ferry Rd
	Atlanta, GA 30339
Email:	warren.johnson@arcadis.com
Phone:	678.485.5298 Fax:
Requested Due Date:	5 day TAT

Section B
Required Project Information:

Report To:	Kristen Jurinko, Ben Hodges
Copy To:	Warren Johnson
Purchase Order #:	SCS10382775
Project Name	Plant Bowen - AP-1
Project #:	

Section C
Invoice Information:

Attention:	Kristen Jurinko
Company Name:	GPC
Address:	
Pace Quote:	
Pace Project Manager:	Mayla.Parks@pacelabs.com,
Pace Profile #:	2239

Regulatory Agency	State / Location
	GA

MATRIX CODE: Drinking Water DW; Water WT; Waste Water WW; Product P; Soil/Solid SL; Oil OL; Wipe WP; Air AR; Other OT; Tissue TS

ITEM #	SAMPLE ID (One Character per box. (A-Z, 0-9 / , -) Sample Ids must be unique)	MATRIX CODE (see valid codes to left)	SAMPLE TYPE (G=GRAB C=COMP)	COLLECTED START DATE	COLLECTED START TIME	COLLECTED END DATE	COLLECTED END TIME	SAMPLE TEMP AT COLLECTION	# OF CONTAINERS	Preservatives: Unpreserved	H2SO4	HNO3	HCl	NaOH	Na2S2O3	Methanol	Other	Analyses Test Y/N	CCR Appendix III[1]	Major Ions[2]	Residual Chlorine (Y/N)
1	EC+0.5	WS	G	7/28/2022	1240				3	2		1							x	x	
2	EC-0.00	WS	G	7/28/2022	1215				3	2		1							x	x	
3	EC-0.72	WS	G	7/28/2022	1200				3	2		1							x	x	
4																					
5																					
6																					
7																					
8																					
9																					
10																					
11																					
12																					

ADDITIONAL COMMENTS	RELINQUISHED BY / AFFILIATION	DATE	TIME	ACCEPTED BY / AFFILIATION	DATE	TIME
CCR Appendix III[1] - B, Ca, Cl, F, Sulfate, Total Dissolved Solids (TDS)	Arcadis	7/29/22	0951		7/29/22	0951
Major Ions[2] - Mg, Na, K, total alkalinity, bicarbonate alkalinity						

SAMPLE CONDITIONS: TEMP in C | Received on Ice (Y/N) | Custody Sealed Cooler (Y/N) | Samples Intact (Y/N)

SAMPLER NAME AND SIGNATURE

PRINT Name of SAMPLER: Garrett Grabowski

SIGNATURE of SAMPLER:

DATE Signed: 7-29-22

WO# : 92617440

92617440

Pace ANALYTICAL SERVICES	DC#_Title: ENV-FRM-HUN1-0083 v01_Sample Condition Upon Receipt
	Effective Date: 05/12/2022

Laboratory receiving samples:

Asheville ☐ Eden ☐ Greenwood ☐ Huntersville ☐ Raleigh ☐ Mechanicsville ☐ Atlanta ☑

Sample Condition Upon Receipt

Client Name: ARCADIS

Proje

WO#: 92617440

PM: MP Due Date: 08/05/22

CLIENT: GA-ArcadAtl

Courier: ☐ Commercial ☐ Fed Ex ☐ UPS ☐ USPS ☐ Pace ☐ Other:____ ☑ Client

Custody Seal Present? ☐ Yes ☑ No **Seals Intact?** ☐ Yes ☐ No

Date/Initials Person Examining Contents: 07/29/22 JM

Packing Material: ☑ Bubble Wrap ☐ Bubble Bags ☐ None ☐ Other

Biological Tissue Frozen? ☐ Yes ☐ No ☑ N/A

Thermometer: ☐ IR Gun ID: 230

Type of Ice: ☑ Wet ☐ Blue ☐ None

Cooler Temp: 3.8 **Correction Factor:** Add/Subtract (°C) 0.0

Temp should be above freezing to 6°C

☐ Samples out of temp criteria. Samples on ice, cooling process has begun

Cooler Temp Corrected (°C): 3.8

USDA Regulated Soil (☐ N/A, water sample)

Did samples originate in a quarantine zone within the United States: CA, NY, or SC (check maps)? ☐ Yes ☐ No

Did samples originate from a foreign source (internationally, including Hawaii and Puerto Rico)? ☐ Yes ☐ No

				Comments/Discrepancy:
Chain of Custody Present?	☑ Yes	☐ No	☐ N/A	1.
Samples Arrived within Hold Time?	☑ Yes	☐ No	☐ N/A	2.
Short Hold Time Analysis (<72 hr.)?	☐ Yes	☑ No	☐ N/A	3.
Rush Turn Around Time Requested?	☐ Yes	☑ No	☐ N/A	4.
Sufficient Volume?	☑ Yes	☐ No	☐ N/A	5.
Correct Containers Used?	☑ Yes	☐ No	☐ N/A	6.
-Pace Containers Used?	☑ Yes	☐ No	☐ N/A	
Containers Intact?	☑ Yes	☐ No	☐ N/A	7.
Dissolved analysis: Samples Field Filtered?	☐ Yes	☐ No	☑ N/A	8.
Sample Labels Match COC?	☑ Yes	☐ No	☐ N/A	9.
-Includes Date/Time/ID/Analysis Matrix: WS				
Headspace in VOA Vials (>5-6mm)?	☐ Yes	☐ No	☑ N/A	10.
Trip Blank Present?	☐ Yes	☐ No	☑ N/A	11.
Trip Blank Custody Seals Present?	☐ Yes	☐ No	☑ N/A	

COMMENTS/SAMPLE DISCREPANCY

Field Data Required? ☐ Yes ☐ No

Lot ID of split containers:

CLIENT NOTIFICATION/RESOLUTION

Person contacted: _____ Date/Time: _____

Project Manager SCURF Review: _____ **Date:** _____

Project Manager SRF Review: _____ **Date:** _____

Pace ANALYTICAL SERVICES	DC#_Title: ENV-FRM-HUN1-0083 v01_Sample Condition Upon Receipt
	Effective Date: 05/12/2022

WO#: 92617440

PM: MP Due Date: 08/05/22

CLIENT: GA-ArcadAtl

*Check mark top half of box if pH and/or dechlorination is verified and within the acceptance range for preservation samples.

Exceptions: VOA, Coliform, TOC, Oil and Grease, DRO/8015 (water) DOC, LLHg

**Bottom half of box is to list number of bottles

***Check all unpreserved Nitrates for chlorine

Item#	BP4U-125 mL Plastic Unpreserved (N/A) (Cl-)	BP3U-250 mL Plastic Unpreserved (N/A)	BP2U-500 mL Plastic Unpreserved (N/A)	BP1U-1 liter Plastic Unpreserved (N/A)	BP4S-125 mL Plastic H2SO4 (pH < 2) (Cl-)	BP3N-250 mL plastic HNO3 (pH < 2)	BP4Z-125 mL Plastic ZN Acetate & NaOH (>9)	BP4B-125 mL Plastic NaOH (pH > 12) (Cl-)	WGFU-Wide-mouthed Glass jar Unpreserved	AG1U-1 liter Amber Unpreserved (N/A) (Cl-)	AG1H-1 liter Amber HCl (pH < 2)	AG3U-250 mL Amber Unpreserved (N/A) (Cl-)	AG1S-1 liter Amber H2SO4 (pH < 2)	AG3S-250 mL Amber H2SO4 (pH < 2)	DG94-250 mL Amber NH4Cl (N/A)(Cl-)	DG9H-40 mL VOA HCl (N/A)	VG9T-40 mL VOA Na2S2O3 (N/A)	VG9U-40 mL VOA Unpreserved (N/A)	DG9V-40 mL VOA H3PO4 (N/A)	DG9S-40 mL VOA H2SO4 (N/A)	V/GK (3 vials per kit)-VPH/Gas kit (N/A)	SP5T-125 mL Sterile Plastic (N/A – lab)	SP2T-250 mL Sterile Plastic (N/A – lab)		BP3R-250 mL Plastic (NH2)2SO4 (9.3-9.7)	AG0U-100 mL Amber Unpreserved (N/A) (Cl-)	VSGU-20 mL Scintillation vials (N/A)	DG9U-40 mL Amber Unpreserved vials (N/A)
1			2			1 ✓																						
2			2			1 ✓																						
3			2			1 ✓																						
4																												
5																												
6																												
7																												
8																												
9																												
10																												
11																												
12																												

pH Adjustment Log for Preserved Samples

Sample ID	Type of Preservative	pH upon receipt	Date preservation adjusted	Time preservation adjusted	Amount of Preservative added	Lot #

Note: Whenever there is a discrepancy affecting North Carolina compliance samples, a copy of this form will be sent to the North Carolina DENR Certification Office (i.e. Out of hold, incorrect preservative, out of temp, incorrect containers.

October 2022

Pace Analytical Services, LLC
110 Technology Parkway
Peachtree Corners, GA 30092
(770)734-4200

November 01, 2022

Joju Abraham
Georgia Power-CCR
2480 Maner Road
Atlanta, GA 30339

RE: Project: BOWEN AP-1
Pace Project No.: 92632480

Dear Joju Abraham:

Enclosed are the analytical results for sample(s) received by the laboratory on October 21, 2022. The results relate only to the samples included in this report. Results reported herein conform to the applicable TNI/NELAC Standards and the laboratory's Quality Manual, where applicable, unless otherwise noted in the body of the report.

The test results provided in this final report were generated by each of the following laboratories within the Pace Network:

- Pace Analytical Services - Asheville
- Pace Analytical Services - Charlotte
- Pace Analytical Services - Peachtree Corners, GA

If you have any questions concerning this report, please feel free to contact me.

Sincerely,

Nicole D'Oleo

Nicole D'Oleo
nicole.d'oleo@pacelabs.com
(704)875-9092
Project Manager

Enclosures

cc: Noelia Gangi, Georgia Power
Ben Hodges, Georgia Power
Christine Hug, Geosyntec Consultants, Inc.
Kristen Jurinko
Thomas Kessler, Geosyntec
Whitney Law, Geosyntec Consultants
Laura Midkiff, Georgia Power
Noelia Muskus, Geosyntec Consultants
Ms. Lauren Petty, Southern Company
Michael Smilley, Georgia Power
Brian Steele, Stantec
Andrew Stevens, Stantec
Tina Sullivan, ERM
Cassidy Sutherland, Stantec
Anthony Szwast, Geosyntec
Nardos Tilahun, GeoSyntec
Dawit Yifru, Geosyntec Consultants, Inc.

REPORT OF LABORATORY ANALYSIS

This report shall not be reproduced, except in full,
without the written consent of Pace Analytical Services, LLC.

Pace Analytical Services, LLC
110 Technology Parkway
Peachtree Corners, GA 30092
(770)734-4200

CERTIFICATIONS

Project: BOWEN AP-1
Pace Project No.: 92632480

Pace Analytical Services Charlotte

South Carolina Laboratory ID: 99006
9800 Kincey Ave. Ste 100, Huntersville, NC 28078
North Carolina Drinking Water Certification #: 37706
North Carolina Field Services Certification #: 5342
North Carolina Wastewater Certification #: 12
South Carolina Laboratory ID: 99006
South Carolina Certification #: 99006001
South Carolina Drinking Water Cert. #: 99006003
Florida/NELAP Certification #: E87627
Kentucky UST Certification #: 84
Louisiana DoH Drinking Water #: LA029
Virginia/VELAP Certification #: 460221

Pace Analytical Services Asheville

2225 Riverside Drive, Asheville, NC 28804
Florida/NELAP Certification #: E87648
North Carolina Drinking Water Certification #: 37712
North Carolina Wastewater Certification #: 40
South Carolina Laboratory ID: 99030
South Carolina Certification #: 99030001
Virginia/VELAP Certification #: 460222

Pace Analytical Services Peachtree Corners

110 Technology Pkwy, Peachtree Corners, GA 30092
Florida DOH Certification #: E87315
Georgia DW Inorganics Certification #: 812
North Carolina Certification #: 381
South Carolina Certification #: 98011001

This report shall not be reproduced, except in full,
without the written consent of Pace Analytical Services, LLC.

Pace Analytical Services, LLC
110 Technology Parkway
Peachtree Corners, GA 30092
(770)734-4200

SAMPLE SUMMARY

Project: BOWEN AP-1
Pace Project No.: 92632480

Lab ID	Sample ID	Matrix	Date Collected	Date Received
92632480001	**BGWC-24**	Water	10/21/22 11:11	10/21/22 14:00
92632480002	**DUP-1**	Water	10/21/22 00:00	10/21/22 14:00
92632480003	**FB-1**	Water	10/21/22 11:45	10/21/22 14:00
92632480004	**EB-1**	Water	10/21/22 11:50	10/21/22 14:00

This report shall not be reproduced, except in full,
without the written consent of Pace Analytical Services, LLC.

Pace Analytical Services, LLC
110 Technology Parkway
Peachtree Corners, GA 30092
(770)734-4200

SAMPLE ANALYTE COUNT

Project: BOWEN AP-1
Pace Project No.: 92632480

Lab ID	Sample ID	Method	Analysts	Analytes Reported
92632480001	**BGWC-24**	EPA 6010D	DRB	1
		EPA 6020B	CW1, KH	13
		EPA 7470A	VB	1
		SM 2540C-2015	BTS	1
		EPA 300.0 Rev 2.1 1993	JCM	3
92632480002	**DUP-1**	EPA 6010D	DRB	1
		EPA 6020B	CW1, KH	13
		EPA 7470A	VB	1
		SM 2540C-2015	BTS	1
		EPA 300.0 Rev 2.1 1993	JCM	3
92632480003	**FB-1**	EPA 6010D	DRB	1
		EPA 6020B	CW1, KH	13
		EPA 7470A	VB	1
		SM 2540C-2015	BTS	1
		EPA 300.0 Rev 2.1 1993	JCM	3
92632480004	**EB-1**	EPA 6010D	DRB	1
		EPA 6020B	CW1, KH	13
		EPA 7470A	VB	1
		SM 2540C-2015	BTS	1
		EPA 300.0 Rev 2.1 1993	JCM	3

PASI-A = Pace Analytical Services - Asheville
PASI-C = Pace Analytical Services - Charlotte
PASI-GA = Pace Analytical Services - Peachtree Corners, GA

This report shall not be reproduced, except in full,
without the written consent of Pace Analytical Services, LLC.

Pace Analytical Services, LLC
110 Technology Parkway
Peachtree Corners, GA 30092
(770)734-4200

SUMMARY OF DETECTION

Project: BOWEN AP-1
Pace Project No.: 92632480

Lab Sample ID Method	Client Sample ID Parameters	Result	Units	Report Limit	Analyzed	Qualifiers
92632480001	**BGWC-24**					
	Performed by	Customer			10/21/22 15:05	
	pH	6.30	Std. Units		10/21/22 15:05	
EPA 6010D	Calcium	600	mg/L	5.0	10/24/22 18:44	
EPA 6020B	Antimony	0.0032	mg/L	0.0030	10/28/22 18:28	
EPA 6020B	Arsenic	0.0030J	mg/L	0.0050	10/28/22 18:28	
EPA 6020B	Barium	0.057	mg/L	0.0050	10/28/22 18:28	
EPA 6020B	Beryllium	0.00022J	mg/L	0.00050	10/28/22 18:28	
EPA 6020B	Boron	19.7	mg/L	0.40	10/31/22 14:53	M1
EPA 6020B	Cadmium	0.0031	mg/L	0.00050	10/28/22 18:28	
EPA 6020B	Cobalt	0.0026J	mg/L	0.0050	10/28/22 18:28	
EPA 6020B	Lithium	0.0057J	mg/L	0.030	10/28/22 18:28	
EPA 6020B	Selenium	0.0045J	mg/L	0.0050	10/28/22 18:28	
EPA 6020B	Thallium	0.00032J	mg/L	0.0010	10/28/22 18:28	
EPA 7470A	Mercury	0.00026	mg/L	0.00020	10/28/22 12:23	
SM 2540C-2015	Total Dissolved Solids	1610	mg/L	250	10/25/22 11:08	
EPA 300.0 Rev 2.1 1993	Chloride	836	mg/L	12.0	10/25/22 13:06	
EPA 300.0 Rev 2.1 1993	Fluoride	0.14	mg/L	0.10	10/25/22 03:04	
EPA 300.0 Rev 2.1 1993	Sulfate	389	mg/L	12.0	10/25/22 13:06	
92632480002	**DUP-1**					
EPA 6010D	Calcium	576	mg/L	5.0	10/25/22 17:08	
EPA 6020B	Antimony	0.0037	mg/L	0.0030	10/28/22 18:52	
EPA 6020B	Arsenic	0.0043J	mg/L	0.0050	10/28/22 18:52	
EPA 6020B	Barium	0.054	mg/L	0.0050	10/28/22 18:52	
EPA 6020B	Beryllium	0.00031J	mg/L	0.00050	10/28/22 18:52	
EPA 6020B	Boron	19.3	mg/L	0.40	10/31/22 14:59	
EPA 6020B	Cadmium	0.0029	mg/L	0.00050	10/28/22 18:52	
EPA 6020B	Cobalt	0.0025J	mg/L	0.0050	10/28/22 18:52	
EPA 6020B	Lithium	0.0056J	mg/L	0.030	10/28/22 18:52	
EPA 6020B	Selenium	0.0048J	mg/L	0.0050	10/28/22 18:52	
EPA 6020B	Thallium	0.00034J	mg/L	0.0010	10/28/22 18:52	
EPA 7470A	Mercury	0.00028	mg/L	0.00020	10/28/22 12:31	
SM 2540C-2015	Total Dissolved Solids	3220	mg/L	250	10/25/22 11:08	
EPA 300.0 Rev 2.1 1993	Chloride	839	mg/L	12.0	10/25/22 13:21	
EPA 300.0 Rev 2.1 1993	Fluoride	0.14	mg/L	0.10	10/25/22 03:19	
EPA 300.0 Rev 2.1 1993	Sulfate	390	mg/L	12.0	10/25/22 13:21	
92632480003	**FB-1**					
EPA 6020B	Boron	0.022J	mg/L	0.040	10/31/22 15:05	
EPA 300.0 Rev 2.1 1993	Chloride	0.65J	mg/L	1.0	10/25/22 03:35	
92632480004	**EB-1**					
EPA 6010D	Calcium	0.15J	mg/L	1.0	10/24/22 19:08	
EPA 6020B	Boron	0.012J	mg/L	0.040	10/31/22 15:11	

This report shall not be reproduced, except in full,
without the written consent of Pace Analytical Services, LLC.

Pace Analytical Services, LLC
110 Technology Parkway
Peachtree Corners, GA 30092
(770)734-4200

ANALYTICAL RESULTS

Project: BOWEN AP-1
Pace Project No.: 92632480

Sample: BGWC-24 **Lab ID: 92632480001** Collected: 10/21/22 11:11 Received: 10/21/22 14:00 Matrix: Water

Parameters	Results	Units	Report Limit	MDL	DF	Prepared	Analyzed	CAS No.	Qual
Field Data	Analytical Method: Pace Analytical Services - Charlotte								
Performed by	**Customer**				1		10/21/22 15:05		
pH	**6.30**	Std. Units			1		10/21/22 15:05		
6010D ATL ICP	Analytical Method: EPA 6010D Preparation Method: EPA 3010A Pace Analytical Services - Peachtree Corners, GA								
Calcium	**600**	mg/L	5.0	0.61	5	10/24/22 11:38	10/24/22 18:44	7440-70-2	
6020 MET ICPMS	Analytical Method: EPA 6020B Preparation Method: EPA 3005A Pace Analytical Services - Peachtree Corners, GA								
Antimony	**0.0032**	mg/L	0.0030	0.00078	1	10/27/22 11:14	10/28/22 18:28	7440-36-0	
Arsenic	**0.0030J**	mg/L	0.0050	0.0022	1	10/27/22 11:14	10/28/22 18:28	7440-38-2	
Barium	**0.057**	mg/L	0.0050	0.00067	1	10/27/22 11:14	10/28/22 18:28	7440-39-3	
Beryllium	**0.00022J**	mg/L	0.00050	0.000054	1	10/27/22 11:14	10/28/22 18:28	7440-41-7	
Boron	**19.7**	mg/L	0.40	0.086	10	10/27/22 11:14	10/31/22 14:53	7440-42-8	M1
Cadmium	**0.0031**	mg/L	0.00050	0.00011	1	10/27/22 11:14	10/28/22 18:28	7440-43-9	
Chromium	ND	mg/L	0.0050	0.0011	1	10/27/22 11:14	10/28/22 18:28	7440-47-3	
Cobalt	**0.0026J**	mg/L	0.0050	0.00039	1	10/27/22 11:14	10/28/22 18:28	7440-48-4	
Lead	ND	mg/L	0.0010	0.00089	1	10/27/22 11:14	10/28/22 18:28	7439-92-1	
Lithium	**0.0057J**	mg/L	0.030	0.00073	1	10/27/22 11:14	10/28/22 18:28	7439-93-2	
Molybdenum	ND	mg/L	0.010	0.00074	1	10/27/22 11:14	10/28/22 18:28	7439-98-7	
Selenium	**0.0045J**	mg/L	0.0050	0.0014	1	10/27/22 11:14	10/28/22 18:28	7782-49-2	
Thallium	**0.00032J**	mg/L	0.0010	0.00018	1	10/27/22 11:14	10/28/22 18:28	7440-28-0	
7470 Mercury	Analytical Method: EPA 7470A Preparation Method: EPA 7470A Pace Analytical Services - Peachtree Corners, GA								
Mercury	**0.00026**	mg/L	0.00020	0.00013	1	10/28/22 09:00	10/28/22 12:23	7439-97-6	
2540C Total Dissolved Solids	Analytical Method: SM 2540C-2015 Pace Analytical Services - Peachtree Corners, GA								
Total Dissolved Solids	**1610**	mg/L	250	250	1		10/25/22 11:08		
300.0 IC Anions 28 Days	Analytical Method: EPA 300.0 Rev 2.1 1993 Pace Analytical Services - Asheville								
Chloride	**836**	mg/L	12.0	7.2	12		10/25/22 13:06	16887-00-6	
Fluoride	**0.14**	mg/L	0.10	0.050	1		10/25/22 03:04	16984-48-8	
Sulfate	**389**	mg/L	12.0	6.0	12		10/25/22 13:06	14808-79-8	

This report shall not be reproduced, except in full,
without the written consent of Pace Analytical Services, LLC.

Pace Analytical Services, LLC
110 Technology Parkway
Peachtree Corners, GA 30092
(770)734-4200

ANALYTICAL RESULTS

Project: BOWEN AP-1
Pace Project No.: 92632480

Sample: DUP-1 **Lab ID: 92632480002** Collected: 10/21/22 00:00 Received: 10/21/22 14:00 Matrix: Water

Parameters	Results	Units	Report Limit	MDL	DF	Prepared	Analyzed	CAS No.	Qual
6010D ATL ICP	Analytical Method: EPA 6010D Preparation Method: EPA 3010A Pace Analytical Services - Peachtree Corners, GA								
Calcium	**576**	mg/L	5.0	0.61	5	10/24/22 11:38	10/25/22 17:08	7440-70-2	
6020 MET ICPMS	Analytical Method: EPA 6020B Preparation Method: EPA 3005A Pace Analytical Services - Peachtree Corners, GA								
Antimony	**0.0037**	mg/L	0.0030	0.00078	1	10/27/22 11:14	10/28/22 18:52	7440-36-0	
Arsenic	**0.0043J**	mg/L	0.0050	0.0022	1	10/27/22 11:14	10/28/22 18:52	7440-38-2	
Barium	**0.054**	mg/L	0.0050	0.00067	1	10/27/22 11:14	10/28/22 18:52	7440-39-3	
Beryllium	**0.00031J**	mg/L	0.00050	0.000054	1	10/27/22 11:14	10/28/22 18:52	7440-41-7	
Boron	**19.3**	mg/L	0.40	0.086	10	10/27/22 11:14	10/31/22 14:59	7440-42-8	
Cadmium	**0.0029**	mg/L	0.00050	0.00011	1	10/27/22 11:14	10/28/22 18:52	7440-43-9	
Chromium	ND	mg/L	0.0050	0.0011	1	10/27/22 11:14	10/28/22 18:52	7440-47-3	
Cobalt	**0.0025J**	mg/L	0.0050	0.00039	1	10/27/22 11:14	10/28/22 18:52	7440-48-4	
Lead	ND	mg/L	0.0010	0.00089	1	10/27/22 11:14	10/28/22 18:52	7439-92-1	
Lithium	**0.0056J**	mg/L	0.030	0.00073	1	10/27/22 11:14	10/28/22 18:52	7439-93-2	
Molybdenum	ND	mg/L	0.010	0.00074	1	10/27/22 11:14	10/28/22 18:52	7439-98-7	
Selenium	**0.0048J**	mg/L	0.0050	0.0014	1	10/27/22 11:14	10/28/22 18:52	7782-49-2	
Thallium	**0.00034J**	mg/L	0.0010	0.00018	1	10/27/22 11:14	10/28/22 18:52	7440-28-0	
7470 Mercury	Analytical Method: EPA 7470A Preparation Method: EPA 7470A Pace Analytical Services - Peachtree Corners, GA								
Mercury	**0.00028**	mg/L	0.00020	0.00013	1	10/28/22 09:00	10/28/22 12:31	7439-97-6	
2540C Total Dissolved Solids	Analytical Method: SM 2540C-2015 Pace Analytical Services - Peachtree Corners, GA								
Total Dissolved Solids	**3220**	mg/L	250	250	1		10/25/22 11:08		
300.0 IC Anions 28 Days	Analytical Method: EPA 300.0 Rev 2.1 1993 Pace Analytical Services - Asheville								
Chloride	**839**	mg/L	12.0	7.2	12		10/25/22 13:21	16887-00-6	
Fluoride	**0.14**	mg/L	0.10	0.050	1		10/25/22 03:19	16984-48-8	
Sulfate	**390**	mg/L	12.0	6.0	12		10/25/22 13:21	14808-79-8	

This report shall not be reproduced, except in full,
without the written consent of Pace Analytical Services, LLC.

Pace Analytical Services, LLC
110 Technology Parkway
Peachtree Corners, GA 30092
(770)734-4200

ANALYTICAL RESULTS

Project: BOWEN AP-1
Pace Project No.: 92632480

Sample: FB-1 **Lab ID: 92632480003** Collected: 10/21/22 11:45 Received: 10/21/22 14:00 Matrix: Water

Parameters	Results	Units	Report Limit	MDL	DF	Prepared	Analyzed	CAS No.	Qual
6010D ATL ICP	Analytical Method: EPA 6010D Preparation Method: EPA 3010A Pace Analytical Services - Peachtree Corners, GA								
Calcium	ND	mg/L	1.0	0.12	1	10/24/22 11:38	10/24/22 19:03	7440-70-2	
6020 MET ICPMS	Analytical Method: EPA 6020B Preparation Method: EPA 3005A Pace Analytical Services - Peachtree Corners, GA								
Antimony	ND	mg/L	0.0030	0.00078	1	10/27/22 11:14	10/28/22 18:58	7440-36-0	
Arsenic	ND	mg/L	0.0050	0.0022	1	10/27/22 11:14	10/28/22 18:58	7440-38-2	
Barium	ND	mg/L	0.0050	0.00067	1	10/27/22 11:14	10/28/22 18:58	7440-39-3	
Beryllium	ND	mg/L	0.00050	0.000054	1	10/27/22 11:14	10/28/22 18:58	7440-41-7	
Boron	**0.022J**	mg/L	0.040	0.0086	1	10/27/22 11:14	10/31/22 15:05	7440-42-8	
Cadmium	ND	mg/L	0.00050	0.00011	1	10/27/22 11:14	10/28/22 18:58	7440-43-9	
Chromium	ND	mg/L	0.0050	0.0011	1	10/27/22 11:14	10/28/22 18:58	7440-47-3	
Cobalt	ND	mg/L	0.0050	0.00039	1	10/27/22 11:14	10/28/22 18:58	7440-48-4	
Lead	ND	mg/L	0.0010	0.00089	1	10/27/22 11:14	10/28/22 18:58	7439-92-1	
Lithium	ND	mg/L	0.030	0.00073	1	10/27/22 11:14	10/28/22 18:58	7439-93-2	
Molybdenum	ND	mg/L	0.010	0.00074	1	10/27/22 11:14	10/28/22 18:58	7439-98-7	
Selenium	ND	mg/L	0.0050	0.0014	1	10/27/22 11:14	10/28/22 18:58	7782-49-2	
Thallium	ND	mg/L	0.0010	0.00018	1	10/27/22 11:14	10/28/22 18:58	7440-28-0	
7470 Mercury	Analytical Method: EPA 7470A Preparation Method: EPA 7470A Pace Analytical Services - Peachtree Corners, GA								
Mercury	ND	mg/L	0.00020	0.00013	1	10/28/22 09:00	10/28/22 12:34	7439-97-6	
2540C Total Dissolved Solids	Analytical Method: SM 2540C-2015 Pace Analytical Services - Peachtree Corners, GA								
Total Dissolved Solids	ND	mg/L	25.0	25.0	1		10/25/22 11:08		
300.0 IC Anions 28 Days	Analytical Method: EPA 300.0 Rev 2.1 1993 Pace Analytical Services - Asheville								
Chloride	**0.65J**	mg/L	1.0	0.60	1		10/25/22 03:35	16887-00-6	
Fluoride	ND	mg/L	0.10	0.050	1		10/25/22 03:35	16984-48-8	
Sulfate	ND	mg/L	1.0	0.50	1		10/25/22 03:35	14808-79-8	

This report shall not be reproduced, except in full,
without the written consent of Pace Analytical Services, LLC.

Pace Analytical Services, LLC
110 Technology Parkway
Peachtree Corners, GA 30092
(770)734-4200

ANALYTICAL RESULTS

Project: BOWEN AP-1
Pace Project No.: 92632480

Sample: EB-1 **Lab ID: 92632480004** Collected: 10/21/22 11:50 Received: 10/21/22 14:00 Matrix: Water

Parameters	Results	Units	Report Limit	MDL	DF	Prepared	Analyzed	CAS No.	Qual
6010D ATL ICP	Analytical Method: EPA 6010D Preparation Method: EPA 3010A Pace Analytical Services - Peachtree Corners, GA								
Calcium	**0.15J**	mg/L	1.0	0.12	1	10/24/22 11:38	10/24/22 19:08	7440-70-2	
6020 MET ICPMS	Analytical Method: EPA 6020B Preparation Method: EPA 3005A Pace Analytical Services - Peachtree Corners, GA								
Antimony	ND	mg/L	0.0030	0.00078	1	10/27/22 11:14	10/28/22 19:04	7440-36-0	
Arsenic	ND	mg/L	0.0050	0.0022	1	10/27/22 11:14	10/28/22 19:04	7440-38-2	
Barium	ND	mg/L	0.0050	0.00067	1	10/27/22 11:14	10/28/22 19:04	7440-39-3	
Beryllium	ND	mg/L	0.00050	0.000054	1	10/27/22 11:14	10/28/22 19:04	7440-41-7	
Boron	**0.012J**	mg/L	0.040	0.0086	1	10/27/22 11:14	10/31/22 15:11	7440-42-8	
Cadmium	ND	mg/L	0.00050	0.00011	1	10/27/22 11:14	10/28/22 19:04	7440-43-9	
Chromium	ND	mg/L	0.0050	0.0011	1	10/27/22 11:14	10/28/22 19:04	7440-47-3	
Cobalt	ND	mg/L	0.0050	0.00039	1	10/27/22 11:14	10/28/22 19:04	7440-48-4	
Lead	ND	mg/L	0.0010	0.00089	1	10/27/22 11:14	10/28/22 19:04	7439-92-1	
Lithium	ND	mg/L	0.030	0.00073	1	10/27/22 11:14	10/28/22 19:04	7439-93-2	
Molybdenum	ND	mg/L	0.010	0.00074	1	10/27/22 11:14	10/28/22 19:04	7439-98-7	
Selenium	ND	mg/L	0.0050	0.0014	1	10/27/22 11:14	10/28/22 19:04	7782-49-2	
Thallium	ND	mg/L	0.0010	0.00018	1	10/27/22 11:14	10/28/22 19:04	7440-28-0	
7470 Mercury	Analytical Method: EPA 7470A Preparation Method: EPA 7470A Pace Analytical Services - Peachtree Corners, GA								
Mercury	ND	mg/L	0.00020	0.00013	1	10/28/22 09:00	10/28/22 12:36	7439-97-6	
2540C Total Dissolved Solids	Analytical Method: SM 2540C-2015 Pace Analytical Services - Peachtree Corners, GA								
Total Dissolved Solids	ND	mg/L	25.0	25.0	1		10/25/22 11:08		
300.0 IC Anions 28 Days	Analytical Method: EPA 300.0 Rev 2.1 1993 Pace Analytical Services - Asheville								
Chloride	ND	mg/L	1.0	0.60	1		10/25/22 03:50	16887-00-6	
Fluoride	ND	mg/L	0.10	0.050	1		10/25/22 03:50	16984-48-8	
Sulfate	ND	mg/L	1.0	0.50	1		10/25/22 03:50	14808-79-8	

This report shall not be reproduced, except in full,
without the written consent of Pace Analytical Services, LLC.

Pace Analytical Services, LLC
110 Technology Parkway
Peachtree Corners, GA 30092
(770)734-4200

QUALITY CONTROL DATA

Project: BOWEN AP-1
Pace Project No.: 92632480

QC Batch: 732335
QC Batch Method: EPA 3010A
Analysis Method: EPA 6010D
Analysis Description: 6010D ATL
Laboratory: Pace Analytical Services - Peachtree Corners, GA
Associated Lab Samples: 92632480001, 92632480002, 92632480003, 92632480004

METHOD BLANK: 3811902 Matrix: Water
Associated Lab Samples: 92632480001, 92632480002, 92632480003, 92632480004

Parameter	Units	Blank Result	Reporting Limit	MDL	Analyzed	Qualifiers
Calcium	mg/L	ND	1.0	0.12	10/24/22 16:49	

LABORATORY CONTROL SAMPLE: 3811903

Parameter	Units	Spike Conc.	LCS Result	LCS % Rec	% Rec Limits	Qualifiers
Calcium	mg/L	1	1.1	107	80-120	

MATRIX SPIKE & MATRIX SPIKE DUPLICATE: 3811904 3811905

Parameter	Units	92632238001 Result	MS Spike Conc.	MSD Spike Conc.	MS Result	MSD Result	MS % Rec	MSD % Rec	% Rec Limits	RPD	Max RPD	Qual
Calcium	mg/L	14600 ug/L	1	1	15.3	15.9	75	128	75-125	3	20	M1

Results presented on this page are in the units indicated by the "Units" column except where an alternate unit is presented to the right of the result.

REPORT OF LABORATORY ANALYSIS

This report shall not be reproduced, except in full,
without the written consent of Pace Analytical Services, LLC.

Pace Analytical Services, LLC
110 Technology Parkway
Peachtree Corners, GA 30092
(770)734-4200

QUALITY CONTROL DATA

Project: BOWEN AP-1
Pace Project No.: 92632480

QC Batch: 733156
QC Batch Method: EPA 3005A
Analysis Method: EPA 6020B
Analysis Description: 6020 MET
Laboratory: Pace Analytical Services - Peachtree Corners, GA
Associated Lab Samples: 92632480001, 92632480002, 92632480003, 92632480004

METHOD BLANK: 3815816 Matrix: Water
Associated Lab Samples: 92632480001, 92632480002, 92632480003, 92632480004

Parameter	Units	Blank Result	Reporting Limit	MDL	Analyzed	Qualifiers
Antimony	mg/L	ND	0.0030	0.00078	10/28/22 18:10	
Arsenic	mg/L	ND	0.0050	0.0022	10/28/22 18:10	
Barium	mg/L	ND	0.0050	0.00067	10/28/22 18:10	
Beryllium	mg/L	ND	0.00050	0.000054	10/28/22 18:10	
Boron	mg/L	ND	0.040	0.0086	10/28/22 18:10	
Cadmium	mg/L	ND	0.00050	0.00011	10/28/22 18:10	
Chromium	mg/L	ND	0.0050	0.0011	10/28/22 18:10	
Cobalt	mg/L	ND	0.0050	0.00039	10/28/22 18:10	
Lead	mg/L	ND	0.0010	0.00089	10/28/22 18:10	
Lithium	mg/L	ND	0.030	0.00073	10/28/22 18:10	
Molybdenum	mg/L	ND	0.010	0.00074	10/28/22 18:10	
Selenium	mg/L	ND	0.0050	0.0014	10/28/22 18:10	
Thallium	mg/L	ND	0.0010	0.00018	10/28/22 18:10	

LABORATORY CONTROL SAMPLE: 3815817

Parameter	Units	Spike Conc.	LCS Result	LCS % Rec	% Rec Limits	Qualifiers
Antimony	mg/L	0.1	0.10	101	80-120	
Arsenic	mg/L	0.1	0.096	96	80-120	
Barium	mg/L	0.1	0.095	95	80-120	
Beryllium	mg/L	0.1	0.094	94	80-120	
Boron	mg/L	1	1.0	105	80-120	
Cadmium	mg/L	0.1	0.10	102	80-120	
Chromium	mg/L	0.1	0.095	95	80-120	
Cobalt	mg/L	0.1	0.098	98	80-120	
Lead	mg/L	0.1	0.096	96	80-120	
Lithium	mg/L	0.1	0.10	100	80-120	
Molybdenum	mg/L	0.1	0.10	100	80-120	
Selenium	mg/L	0.1	0.097	97	80-120	
Thallium	mg/L	0.1	0.095	95	80-120	

MATRIX SPIKE & MATRIX SPIKE DUPLICATE: 3815818 3815819

Parameter	Units	92632480001 Result	MS Spike Conc.	MSD Spike Conc.	MS Result	MSD Result	MS % Rec	MSD % Rec	% Rec Limits	RPD	Max RPD	Qual
Antimony	mg/L	0.0032	0.1	0.1	0.10	0.10	98	101	75-125	2	20	
Arsenic	mg/L	0.0030J	0.1	0.1	0.11	0.11	105	106	75-125	1	20	

Results presented on this page are in the units indicated by the "Units" column except where an alternate unit is presented to the right of the result.

REPORT OF LABORATORY ANALYSIS

This report shall not be reproduced, except in full,
without the written consent of Pace Analytical Services, LLC.

Pace Analytical Services, LLC
110 Technology Parkway
Peachtree Corners, GA 30092
(770)734-4200

QUALITY CONTROL DATA

Project: BOWEN AP-1
Pace Project No.: 92632480

MATRIX SPIKE & MATRIX SPIKE DUPLICATE: 3815818 3815819

Parameter	Units	92632480001 Result	MS Spike Conc.	MSD Spike Conc.	MS Result	MSD Result	MS % Rec	MSD % Rec	% Rec Limits	RPD	Max RPD	Qual
Barium	mg/L	0.057	0.1	0.1	0.17	0.17	109	111	75-125	1	20	
Beryllium	mg/L	0.00022J	0.1	0.1	0.082	0.084	82	84	75-125	2	20	
Boron	mg/L	19.7	1	1	20.0	20.2	29	48	75-125	1	20	M1
Cadmium	mg/L	0.0031	0.1	0.1	0.10	0.10	99	100	75-125	0	20	
Chromium	mg/L	ND	0.1	0.1	0.099	0.099	98	98	75-125	0	20	
Cobalt	mg/L	0.0026J	0.1	0.1	0.099	0.099	96	97	75-125	1	20	
Lead	mg/L	ND	0.1	0.1	0.086	0.084	86	84	75-125	2	20	
Lithium	mg/L	0.0057J	0.1	0.1	0.096	0.097	90	91	75-125	2	20	
Molybdenum	mg/L	ND	0.1	0.1	0.10	0.10	100	103	75-125	3	20	
Selenium	mg/L	0.0045J	0.1	0.1	0.11	0.11	103	102	75-125	1	20	
Thallium	mg/L	0.00032J	0.1	0.1	0.088	0.088	88	87	75-125	0	20	

Results presented on this page are in the units indicated by the "Units" column except where an alternate unit is presented to the right of the result.

This report shall not be reproduced, except in full,
without the written consent of Pace Analytical Services, LLC.

Pace Analytical Services, LLC
110 Technology Parkway
Peachtree Corners, GA 30092
(770)734-4200

QUALITY CONTROL DATA

Project: BOWEN AP-1
Pace Project No.: 92632480

QC Batch: 733406
QC Batch Method: EPA 7470A
Analysis Method: EPA 7470A
Analysis Description: 7470 Mercury
Laboratory: Pace Analytical Services - Peachtree Corners, GA
Associated Lab Samples: 92632480001, 92632480002, 92632480003, 92632480004

METHOD BLANK: 3817179 Matrix: Water
Associated Lab Samples: 92632480001, 92632480002, 92632480003, 92632480004

Parameter	Units	Blank Result	Reporting Limit	MDL	Analyzed	Qualifiers
Mercury	mg/L	ND	0.00020	0.00013	10/28/22 12:01	

LABORATORY CONTROL SAMPLE: 3817180

Parameter	Units	Spike Conc.	LCS Result	LCS % Rec	% Rec Limits	Qualifiers
Mercury	mg/L	0.0025	0.0025	100	80-120	

MATRIX SPIKE & MATRIX SPIKE DUPLICATE: 3817181 3817182

Parameter	Units	92632238001 Result	MS Spike Conc.	MSD Spike Conc.	MS Result	MSD Result	MS % Rec	MSD % Rec	% Rec Limits	RPD	Max RPD	Qual
Mercury	mg/L	ND	0.0025	0.0025	0.0024	0.0025	94	100	75-125	6	20	

Results presented on this page are in the units indicated by the "Units" column except where an alternate unit is presented to the right of the result.

REPORT OF LABORATORY ANALYSIS

This report shall not be reproduced, except in full,
without the written consent of Pace Analytical Services, LLC.

Pace Analytical Services, LLC
110 Technology Parkway
Peachtree Corners, GA 30092
(770)734-4200

QUALITY CONTROL DATA

Project: BOWEN AP-1
Pace Project No.: 92632480

QC Batch: 732402
QC Batch Method: SM 2540C-2015
Analysis Method: SM 2540C-2015
Analysis Description: 2540C Total Dissolved Solids
Laboratory: Pace Analytical Services - Peachtree Corners, GA
Associated Lab Samples: 92632480001, 92632480002, 92632480003, 92632480004

METHOD BLANK: 3812398 Matrix: Water
Associated Lab Samples: 92632480001, 92632480002, 92632480003, 92632480004

Parameter	Units	Blank Result	Reporting Limit	MDL	Analyzed	Qualifiers
Total Dissolved Solids	mg/L	ND	25.0	25.0	10/25/22 11:05	

LABORATORY CONTROL SAMPLE: 3812399

Parameter	Units	Spike Conc.	LCS Result	LCS % Rec	% Rec Limits	Qualifiers
Total Dissolved Solids	mg/L	400	389	97	80-120	

SAMPLE DUPLICATE: 3812401

Parameter	Units	92632480002 Result	Dup Result	RPD	Max RPD	Qualifiers
Total Dissolved Solids	mg/L	3220	2930	9	10	

SAMPLE DUPLICATE: 3812536

Parameter	Units	92632340002 Result	Dup Result	RPD	Max RPD	Qualifiers
Total Dissolved Solids	mg/L	35.0	36.0	3	10	

Results presented on this page are in the units indicated by the "Units" column except where an alternate unit is presented to the right of the result.

This report shall not be reproduced, except in full,
without the written consent of Pace Analytical Services, LLC.

Pace Analytical Services, LLC
110 Technology Parkway
Peachtree Corners, GA 30092
(770)734-4200

QUALITY CONTROL DATA

Project: BOWEN AP-1
Pace Project No.: 92632480

QC Batch: 732428
QC Batch Method: EPA 300.0 Rev 2.1 1993
Analysis Method: EPA 300.0 Rev 2.1 1993
Analysis Description: 300.0 IC Anions
Laboratory: Pace Analytical Services - Asheville
Associated Lab Samples: 92632480001, 92632480002, 92632480003, 92632480004

METHOD BLANK: 3812636 Matrix: Water
Associated Lab Samples: 92632480001, 92632480002, 92632480003, 92632480004

Parameter	Units	Blank Result	Reporting Limit	MDL	Analyzed	Qualifiers
Chloride	mg/L	ND	1.0	0.60	10/24/22 21:39	
Fluoride	mg/L	ND	0.10	0.050	10/24/22 21:39	
Sulfate	mg/L	ND	1.0	0.50	10/24/22 21:39	

LABORATORY CONTROL SAMPLE: 3812637

Parameter	Units	Spike Conc.	LCS Result	LCS % Rec	% Rec Limits	Qualifiers
Chloride	mg/L	50	47.9	96	90-110	
Fluoride	mg/L	2.5	2.6	106	90-110	
Sulfate	mg/L	50	48.7	97	90-110	

MATRIX SPIKE & MATRIX SPIKE DUPLICATE: 3812638 3812639

Parameter	Units	92632351019 Result	MS Spike Conc.	MSD Spike Conc.	MS Result	MSD Result	MS % Rec	MSD % Rec	% Rec Limits	RPD	Max RPD	Qual
Chloride	mg/L	6.1	50	50	59.5	60.6	107	109	90-110	2	10	
Fluoride	mg/L	ND	2.5	2.5	3.1	3.2	125	127	90-110	2	10	M1
Sulfate	mg/L	411	50	50	462	464	102	105	90-110	0	10	

MATRIX SPIKE & MATRIX SPIKE DUPLICATE: 3812640 3812641

Parameter	Units	92632351029 Result	MS Spike Conc.	MSD Spike Conc.	MS Result	MSD Result	MS % Rec	MSD % Rec	% Rec Limits	RPD	Max RPD	Qual
Chloride	mg/L	ND	50	50	52.5	53.2	105	106	90-110	1	10	
Fluoride	mg/L	ND	2.5	2.5	2.7	2.7	109	108	90-110	1	10	
Sulfate	mg/L	ND	50	50	53.5	54.2	107	108	90-110	1	10	

Results presented on this page are in the units indicated by the "Units" column except where an alternate unit is presented to the right of the result.

This report shall not be reproduced, except in full,
without the written consent of Pace Analytical Services, LLC.

Pace Analytical Services, LLC
110 Technology Parkway
Peachtree Corners, GA 30092
(770)734-4200

QUALIFIERS

Project: BOWEN AP-1
Pace Project No.: 92632480

DEFINITIONS

DF - Dilution Factor, if reported, represents the factor applied to the reported data due to dilution of the sample aliquot.

ND - Not Detected at or above adjusted reporting limit.

TNTC - Too Numerous To Count

J - Estimated concentration above the adjusted method detection limit and below the adjusted reporting limit.

MDL - Adjusted Method Detection Limit.

PQL - Practical Quantitation Limit.

RL - Reporting Limit - The lowest concentration value that meets project requirements for quantitative data with known precision and bias for a specific analyte in a specific matrix.

S - Surrogate

1,2-Diphenylhydrazine decomposes to and cannot be separated from Azobenzene using Method 8270. The result for each analyte is a combined concentration.

Consistent with EPA guidelines, unrounded data are displayed and have been used to calculate % recovery and RPD values.

LCS(D) - Laboratory Control Sample (Duplicate)

MS(D) - Matrix Spike (Duplicate)

DUP - Sample Duplicate

RPD - Relative Percent Difference

NC - Not Calculable.

SG - Silica Gel - Clean-Up

U - Indicates the compound was analyzed for, but not detected.

Acid preservation may not be appropriate for 2 Chloroethylvinyl ether.

A separate vial preserved to a pH of 4-5 is recommended in SW846 Chapter 4 for the analysis of Acrolein and Acrylonitrile by EPA Method 8260.

N-Nitrosodiphenylamine decomposes and cannot be separated from Diphenylamine using Method 8270. The result reported for each analyte is a combined concentration.

Reported results are not rounded until the final step prior to reporting. Therefore, calculated parameters that are typically reported as "Total" may vary slightly from the sum of the reported component parameters.

Pace Analytical is TNI accredited. Contact your Pace PM for the current list of accredited analytes.

TNI - The NELAC Institute.

ANALYTE QUALIFIERS

M1 Matrix spike recovery exceeded QC limits. Batch accepted based on laboratory control sample (LCS) recovery.

This report shall not be reproduced, except in full,
without the written consent of Pace Analytical Services, LLC.

Pace Analytical Services, LLC
110 Technology Parkway
Peachtree Corners, GA 30092
(770)734-4200

QUALITY CONTROL DATA CROSS REFERENCE TABLE

Project: BOWEN AP-1
Pace Project No.: 92632480

Lab ID	Sample ID	QC Batch Method	QC Batch	Analytical Method	Analytical Batch
92632480001	**BGWC-24**				
92632480001	**BGWC-24**	EPA 3010A	732335	EPA 6010D	732403
92632480002	**DUP-1**	EPA 3010A	732335	EPA 6010D	732403
92632480003	**FB-1**	EPA 3010A	732335	EPA 6010D	732403
92632480004	**EB-1**	EPA 3010A	732335	EPA 6010D	732403
92632480001	**BGWC-24**	EPA 3005A	733156	EPA 6020B	733285
92632480002	**DUP-1**	EPA 3005A	733156	EPA 6020B	733285
92632480003	**FB-1**	EPA 3005A	733156	EPA 6020B	733285
92632480004	**EB-1**	EPA 3005A	733156	EPA 6020B	733285
92632480001	**BGWC-24**	EPA 7470A	733406	EPA 7470A	733452
92632480002	**DUP-1**	EPA 7470A	733406	EPA 7470A	733452
92632480003	**FB-1**	EPA 7470A	733406	EPA 7470A	733452
92632480004	**EB-1**	EPA 7470A	733406	EPA 7470A	733452
92632480001	**BGWC-24**	SM 2540C-2015	732402		
92632480002	**DUP-1**	SM 2540C-2015	732402		
92632480003	**FB-1**	SM 2540C-2015	732402		
92632480004	**EB-1**	SM 2540C-2015	732402		
92632480001	**BGWC-24**	EPA 300.0 Rev 2.1 1993	732428		
92632480002	**DUP-1**	EPA 300.0 Rev 2.1 1993	732428		
92632480003	**FB-1**	EPA 300.0 Rev 2.1 1993	732428		
92632480004	**EB-1**	EPA 300.0 Rev 2.1 1993	732428		

This report shall not be reproduced, except in full,
without the written consent of Pace Analytical Services, LLC.

DC#_Title: ENV-FRM-HUN1-0083 v01_Sample Condition Upon Receipt

Effective Date: 05/12/2022

Laboratory receiving samples:
Asheville ☐ Eden ☐ Greenwood ☐ Huntersville ☐ Raleigh ☐ Mechanicsville ☐ Atlanta ☑ Kernersville ☐

Sample Condition Upon Receipt

WO#: 92632480
92632480

Client Name: Georgia Power

Project #

Courier: ☐ Commercial ☐ Fed Ex ☐ Pace ☐ UPS ☐ USPS ☐ Other: ☐ Client

Custody Seal Present? ☐ Yes ☑ No **Seals Intact?** ☑ Yes ☐ No

Date/Initials Person Examining Contents: 10/21/22 K

Packing Material: ☑ Bubble Wrap ☐ Bubble Bags ☐ None ☐ Other

Biological Tissue Frozen? ☐ Yes ☐ No ☑ N/A

Thermometer: ☐ IR Gun ID: 083 **Type of Ice:** ☑ Wet ☐ Blue ☐ None

Cooler Temp: 5.5 **Correction Factor:** Add/Subtract (°C) 0.0

Cooler Temp Corrected (°C): 5.5

Temp should be above freezing to 6°C
☐ Samples out of temp criteria. Samples on ice, cooling process has begun

USDA Regulated Soil (☐ N/A, water sample)
Did samples originate in a quarantine zone within the United States: CA, NY, or SC (check maps)? ☑ Yes ☐ No

Did samples originate from a foreign source (internationally, including Hawaii and Puerto Rico)? ☐ Yes ☐ No

				Comments/Discrepancy:
Chain of Custody Present?	☑ Yes	☐ No	☐ N/A	1.
Samples Arrived within Hold Time?	☑ Yes	☐ No	☐ N/A	2.
Short Hold Time Analysis (<72 hr.)?	☐ Yes	☑ No	☐ N/A	3.
Rush Turn Around Time Requested?	☐ Yes	☑ No	☐ N/A	4.
Sufficient Volume?	☑ Yes	☐ No	☐ N/A	5.
Correct Containers Used?	☑ Yes	☐ No	☐ N/A	6.
-Pace Containers Used?	☑ Yes	☐ No	☐ N/A	
Containers Intact?	☑ Yes	☐ No	☐ N/A	7.
Dissolved analysis: Samples Field Filtered?	☐ Yes	☑ No	☐ N/A	8.
Sample Labels Match COC?	☑ Yes	☐ No	☐ N/A	9.
-Includes Date/Time/ID/Analysis Matrix: W G				
Headspace in VOA Vials (>5-6mm)?	☐ Yes	☐ No	☑ N/A	10.
Trip Blank Present?	☐ Yes	☐ No	☑ N/A	11.
Trip Blank Custody Seals Present?	☐ Yes	☐ No	☑ N/A	

COMMENTS/SAMPLE DISCREPANCY

Field Data Required? ☐ Yes ☐ No

Lot ID of split containers:

CLIENT NOTIFICATION/RESOLUTION

Person contacted: Date/Time:

Project Manager SCURF Review: **Date:**

Project Manager SRF Review: **Date:**

Pace

DC#_Title: ENV-FRM-HUN1-0083 v01_Sample Condition Upon Receipt

Effective Date: 05/12/2022

*Check mark top half of box if pH and/or dechlorination is verified and within the acceptance range for preservation samples.
Exceptions: VOA, Coliform, TOC, Oil and Grease, DRO/8015 (water) DOC, LLHg

**Bottom half of box is to list number of bottles

***Check all unpreserved Nitrates for chlorine

Proj **WO#: 92632480**

PM: NMG Due Date: 11/04/22

CLIENT: GA-GA Power

Item#	BP4U-125 mL Plastic Unpreserved (N/A) (Cl-)	BP3U-250 mL Plastic Unpreserved (N/A)	BP2U-500 mL Plastic Unpreserved (N/A)	BP1U-1 liter Plastic Unpreserved (N/A)	BP4S-125 mL Plastic H2SO4 (pH < 2) (Cl-)	BP3N-250 mL plastic HNO3 (pH < 2)	BP4Z-125 mL Plastic ZN Acetate & NaOH (>9)	BP4B-125 mL Plastic NaOH (pH > 12) (Cl-)	WGFU-Wide-mouthed Glass jar Unpreserved	AG1U-1 liter Amber Unpreserved (N/A) (Cl-)	AG1H-1 liter Amber HCl (pH < 2)	AG3U-250 mL Amber Unpreserved (N/A) (Cl-)	AG1S-1 liter Amber H2SO4 (pH < 2)	AG3S-250 mL Amber H2SO4 (pH < 2)	DG9A-250 mL Amber NH4Cl (N/A)(Cl-)	DG9H-40 mL VOA HCl (N/A)	VG9T-40 mL VOA Na2S2O3 (N/A)	VG9U-40 mL VOA Unpreserved (N/A)	DG9W-40 mL VOA H3PO4 (N/A)	DG9S-40 mL VOA H2SO4 (N/A)	V/GK (3 vials per kit)-VPH/Gas kit (N/A)	SP5T-125 mL Sterile Plastic (N/A – lab)	SP2T-250 mL Sterile Plastic (N/A – lab)		BP3R-250 mL Plastic (NH2)2SO4 (9.3-9.7)	AG0U-100 mL Amber Unpreserved (N/A) (Cl-)	VSGU-20 mL Scintillation vials (N/A)	DG9U-40 mL Amber Unpreserved vials (N/A)
1		✓	✓			✓																						
2		✓	✓			✓																						
3		✓	✓			✓																						
4		✓	✓			✓																						
5																												
6																												
7																												
8																												
9																												
10																												
11																												
12																												

pH Adjustment Log for Preserved Samples

Sample ID	Type of Preservative	pH upon receipt	Date preservation adjusted	Time preservation adjusted	Amount of Preservative added	Lot #

Note: Whenever there is a discrepancy affecting North Carolina compliance samples, a copy of this form will be sent to the North Carolina DENR Certification Office (i.e. Out of hold, incorrect preservative, out of temp, incorrect containers.

Pace

CHAIN-OF-CUSTODY / Analytical Request Document

The Chain-of-Custody is a LEGAL DOCUMENT. All relevant fields must be completed accurately.

Submitting a sample via this chain of custody constitutes acknowledgment and acceptance of the Pace Terms and Conditions found at https://info.pacelabs.com/hubfs/pas-standard-terms.pdf.

Page : 1 Of 1

Section A — Required Client Information:

Company: Georgia Power
Address: 241 Ralph McGill Blvd. NE
Atlanta, GA 30308
Email: knjurinko@southernco.com
Phone: (470) 217-0008 Fax
Requested Due Date: Standard

Section B — Required Project Information:

Report To: Kristen Jurinko, Anthony Szwast
Copy To: Laura Midkiff, Ben Hodges, Mike Smiley
Noelia Gangi
Purchase Order #
Project Name: Bowen AP-1
Project #:

Section C — Invoice Information:

Attention:
Company Name: Georgia Power
Address: 241 Ralph McGill Blvd. NE, Atlanta, GA 30308
Pace Quote:
Pace Project Manager: nicole.d'oleo@pacelabs.com
Pace Profile #: 10844-5

Regulatory Agency

State / Location: GA

SAMPLE ID
One Character per box.
(A-Z, 0-9 / , -)
Sample Ids must be unique

MATRIX	CODE
Drinking Water	DW
Water	WT
Waste Water	WW
Product	P
Soil/Solid	SL
Oil	OL
Wipe	WP
Air	AR
Other	OT
Tissue	TS

ITEM #	SAMPLE ID	MATRIX CODE (see valid codes to left)	SAMPLE TYPE (G=GRAB C=COMP)	COLLECTED DATE	COLLECTED TIME	SAMPLE TEMP AT COLLECTION	# OF CONTAINERS	Preservatives: Unpreserved	H2SO4	HNO3	HCl	NaOH	Na2S2O3	Methanol	Other	Analyses Test Y/N	Metals *	Cl, F, SO4	TDS	Residual Chlorine (Y/N)	
1	BGWC-24	WG	G	10/21/22	1111		3	2		1							X	X	X		pH: 6.30
2	DUP-1	WG	G	10/21/22	—		3	2		1							X	X	X		
3	FB-1	WG	G	10/21/22	1145		3	2		1							X	X	X		
4	EB-1	WG	G	10/21/22	1150		3	2		1							X	X	X		
5																					
6																					
7																					
8																					
9																					
10																					
11																					
12																					

ADDITIONAL COMMENTS	RELINQUISHED BY / AFFILIATION	DATE	TIME	ACCEPTED BY / AFFILIATION	DATE	TIME	SAMPLE CONDITIONS
*App III and IV Metals	William Laaker	10/21/22	1400	[signature]	10/21	14:00	

SAMPLER NAME AND SIGNATURE

PRINT Name of SAMPLER: William Laaker

SIGNATURE of SAMPLER: [signature] DATE Signed: 10/21/22

TEMP in C | Received on Ice (Y/N) | Custody Sealed Cooler (Y/N) | Samples Intact (Y/N)

Data Validation Reports

February 2022

Geosyntec consultants

180A Market Place Boulevard
Knoxville, TN 37922
PH 865.330.0037
www.geosyntec.com

Memorandum

Date: June 2, 2022

To: Whitney Law

From: Matthew Richardson

CC: J. Caprio

Subject: Stage 2A Data Validation - Level II Data Deliverable – Pace Analytical Services, LLC Project Number 92587881 Revision 1

SITE: Plant Bowen Ash Pond

INTRODUCTION

This report summarizes the findings of the Stage 2A data validation of forty aqueous samples, four field duplicates, seven field blanks and four equipment blanks, collected 9-11 and 14-17 February 2022, as part of the Plant Bowen AP on-site sampling event.

The samples were analyzed at Pace Analytical Services Atlanta, Peachtree Corners, Georgia, for the following analytical tests:

- Calcium by United States Environmental Protection Agency (USEPA) Methods 3010A/6010D
- Metals by USEPA Methods 3005A/6020B
- Mercury by USEPA Method 7470A
- Total Dissolved Solids (TDS) by Standard Method 2540C

The samples were analyzed at Pace Analytical Services Asheville, North Carolina, for the following analytical test:

- Anions (Chloride, Fluoride and Sulfate) by USEPA Method 300.0

EXECUTIVE SUMMARY

Overall, based on this Stage 2A data validation covering the quality control (QC) parameters listed below and based on the information provided, the data as qualified are usable for supporting project objectives. The qualified data should be used within the limitations of the qualifications.

The data were reviewed based on the pertinent methods referenced in the laboratory reports, professional and technical judgment, and the following documents:

- US EPA Region IV Data Validation Standard Operating Procedures (US EPA Region IV, September 2011);
- USEPA National Functional Guidelines for Inorganic Superfund Methods Data Review, November 2020 (EPA 542-R-20-006); and
- American National Standard, Verification and Validation of Radiological Data for use in Waste Management and Environmental Remediation, February 15, 2012 (ANSI/ANS-41.5-2012).

The following samples were analyzed and reported in the laboratory reports:

Laboratory ID	Client ID
92587881001	BGWA-2
92587881002	BGWA-47D
92587881003	BGWA-48D
92587881004	BGWC-14A
92587881005	BGWA-29
92587881006	BGWC-8
92587881007	BGWC-9
92587881008	BGWA-6
92587881009	BGWC-44D
92587881010	BGWC-50D
92587881011	DUP-1
92587881012	FB-1
92587881013	FB-2
92587881014	BGWC-7
92587881015	BGWC-10
92587881016	BGWC-12
92587881017	BGWC-16
92587881018	BGWC-17
92587881019	DUP-2
92587881020	FB-3
92587881021	BGWC-23
92587881022	BGWC-30
92587881023	BGWC-36D
92587881024	BGWC-38D
92587881025	BGWC-51
92587881026	BGWC-52
92587881027	FB-4
92587881028	EB-1

Laboratory ID	Client ID
92587881029	BGWA-33
92587881030	BGWC-18
92587881031	BGWC-19
92587881032	BGWC-20
92587881033	BGWC-21
92587881034	BGWC-25
92587881035	BGWC-31
92587881036	BGWC-22
92587881037	BGWC-24
92587881038	BGWC-32
92587881039	BGWC-34D
92587881040	BGWC-39
92587881041	BGWC-40
92587881042	BGWC-35D
92587881043	BGWC-37D
92587881044	BGWC-42D
92587881045	BGWC-41D
92587881046	BGWC-43D
92587881047	BGWC-49D
92587881048	DUP-4
92587881049	DUP-3
92587881050	FB-5
92587881051	EB-2
92587881052	FB-6
92587881053	EB-3
92587881054	FB-7
92587881055	EB-4

The samples were received at 5.5 Celsius (ºC) within 0-6 degrees ºC. No sample preservation issues were noted by the laboratory.

Sample collection times for the field duplicates were not documented on the chain of custody (COC). The field duplicates were logged by the laboratory with the collection time of 00:00.

Incorrect error corrections were observed on the COC, instead of the proper procedure of a single strike through, correction, and initials and date of person making the corrections.

The "ND" results were changed to U by the data validator in the electronic data deliverable (EDD).

The field pH data included in the laboratory report were not validated.

The report was revised on March 27, 2022, to correctly report the boron data for sample BGWC-39. The revised report was identified as 92587881 Revision 1.

1.0 METALS

The samples were analyzed for metals by USEPA methods 3010A/6010D and USEPA methods 3005A/6020B. (Mercury was evaluated separately in Section 2.0, below).

The areas of data review are listed below. A leading check mark (✓) indicates an area of review in which the data were acceptable. A preceding crossed circle (⊗) signifies areas where issues were raised during the course of the validation review and should be considered to determine any impact on data quality and usability.

✓ Overall Assessment
✓ Holding Time
⊗ Method Blank
✓ Matrix Spike/Matrix Spike Duplicate
✓ Laboratory Control Sample
✓ Equipment Blank
⊗ Field Blank
⊗ Field Duplicate
✓ Sensitivity
✓ Electronic Data Deliverables Review

1.1 Overall Assessment

The metals data reported in this data set are considered usable for supporting project objectives. The results are considered valid; the analytical completeness defined as the ratio of the number of valid analytical results (valid analytical results include values qualified as estimated) to the total number of analytical results requested on samples submitted for this analysis, for this data set is 100%.

1.2 Holding Time

The holding time for the metals analysis of a water sample is 180 days from sample collection to analysis. The holding times were met for the sample analyses.

1.3 Method Blank

Method blanks were analyzed at the proper frequency for the number and types of samples analyzed (one per batch of 20 samples). Eight method blanks were reported (batches 680899, 681370, 681555, 681852, 680871, 681369, 681553 and 681848). Metals were not detected in the method blanks above the method detection limits (MDLs), with the following exception.

Arsenic was detected in the method blank in batch 681369 at an estimated concentration greater than the MDL and less than the reporting limit (RL). Therefore, the estimated arsenic concentrations in samples BGWC-7 and BGWC-38D were U qualified as not detected at the RL, and based on professional and technical judgment, the arsenic concentrations in samples BGWC-10 and BGWC-23 were J+ qualified as estimated with a high bias.

Sample	Analyte	Laboratory Result (mg/L)	Laboratory Flag	Validation Result (mg/L)	Validation Qualifier*	Reason Code**
BGWC-7	Arsenic	0.0022	J B	0.0050	U	3
BGWC-10	Arsenic	0.0094	B	0.0094	J+	3
BGWC-23	Arsenic	0.0065	B	0.0065	J+	3
BGWC-38D	Arsenic	0.0036	J B	0.0050	U	3

mg/L-milligrams per liter
J-estimated concentration greater than the MDL and less than the RL
B-laboratory indicating the analyte was detected in both the method blank and sample
* Validation qualifiers are defined in Attachment 1 at the end of this report
**Reason codes are defined in Attachment 2 at the end of this report

1.4 Matrix Spike/Matrix Spike Duplicate (MS/MSD)

MS/MSDs were analyzed at the proper frequency for the number and types of samples analyzed (one per batch of 20 samples).

Three sample set specific MS/MSD pairs were reported for calcium by US EPA method 6010D, using samples BGWC-44D, BGWA-33 and DUP-3. The relative percent difference (RPD) results were within the laboratory specified acceptance criteria.

Since the calcium concentrations in samples BGWC-44D, BGWA-33 and DUP-3 were greater than four times the spike concentrations, no qualifications were applied to the data based on the MS/MSD recovery results.

One batch MS/MSD pair was reported for calcium. Since these were batch QC, the results do not affect the samples in this data set and qualifications were not applied to the data.

Two sample set specific MS/MSD pairs were reported for metals by US EPA method 6020B, using samples BGWC-7 and BGWC-20. The recovery and RPD results were within the laboratory specified acceptance criteria.

Two batch MS/MSD pairs were reported for metals by US EPA method 6020B. Since these were batch QC, the results do not affect the samples in this data set and qualifications were not applied to the data.

1.5 Laboratory Control Sample (LCS)

LCSs were analyzed at the proper frequency for the number and types of samples analyzed (one per batch of 20 samples). Eight LCSs were reported. The recovery results were within the laboratory specified acceptance criteria.

1.6 Equipment Blank

Four equipment blanks, EB-1, EB-2, EB-3 and EB-4, were collected with the sample set. Metals were not detected in the equipment blanks above the MDLs.

1.7 Field Blank

Seven field blanks, FB-1, FB-2, FB-3, FB-4, FB-5, FB-6 and FB-7, were collected with the sample set. Metals were not detected in the field blanks above the MDLs, with the following exceptions.

Arsenic and boron were detected in the field blank FB-5 at estimated concentrations greater than the MDLs and less than the RLs. Since boron was detected in the associated samples at concentrations greater than ten times the blank contamination, no qualifications were applied to the boron data. However, the estimated arsenic concentration in sample BGWC-43D was U qualified as not detected at the RL, and based on professional and technical judgment, the arsenic concentrations in samples BGWC-22, DUP-3, BGWC-24 and BGWC-41D were J+ qualified as estimated with a high bias.

Boron was detected in the field blanks FB-3 and FB-4 at estimated concentrations greater than the MDL and less than the RL. Since boron was detected in the associated samples at concentrations greater than ten times the blank contamination, no qualifications were applied to the data.

Sample	Analyte	Laboratory Result (mg/L)	Laboratory Flag	Validation Result (mg/L)	Validation Qualifier	Reason Code
BGWC-22	Arsenic	0.0070	NA	0.0070	J+	3
DUP-3	Arsenic	0.0067	NA	0.0067	J+	3
BGWC-24	Arsenic	0.0073	NA	0.0073	J+	3

Sample	Analyte	Laboratory Result (mg/L)	Laboratory Flag	Validation Result (mg/L)	Validation Qualifier	Reason Code
BGWC-41D	Arsenic	0.0062	NA	0.0062	J+	3
BGWC-43D	Arsenic	0.0048	J	0.0050	U	3

mg/L-milligrams per liter
NA-not applicable
J-estimated concentration greater than the MDL and less than the RL

1.8 Field Duplicate

Four field duplicate samples were collected with the sample set, DUP-1, DUP-2, DUP-3 and DUP-4. Acceptable precision (RPD $\leq$ 30%) was demonstrated between the field duplicates and the original samples, BGWA-47D, BGWC-16, BGWC-22 and BGWC-35D, respectively, with the following exception.

Lithium was detected in sample BGWA-47D at an estimated concentration greater than the MDL and less than the RL and not detected in field duplicate sample DUP-1, resulting in a noncalculable RPD between the results. Therefore, the lithium concentration in sample BGWA-47D was J qualified as estimated, and the non-detect result of lithium in sample DUP-1 was UJ qualified as estimated less than the MDL.

Sample	Analyte	Laboratory Result (µg/L)	Laboratory Flag	RPD	Validation Result (µg/L)	Validation Qualifier	Reason Code
BGWA-47D	Lithium	0.00083	J	NC	0.00083	J	7
DUP-1	Lithium	0.00073	U		0.00073	UJ	7

mg/L-milligrams per liter
J-estimated concentration greater than or equal to the MDL and less than the RL
U-not detected at a concentration greater than or equal to the MDL
NC-noncalculable

1.9 Sensitivity

The samples were reported to the MDLs. Elevated non-detect results were reported due to the dilutions analyzed.

1.10 Electronic Data Deliverable Review

The results and sample IDs in the EDD were reviewed against the information provided by the associated level II report at a minimum of 20% as part of the data validation process. No discrepancies were identified between the level II report and the EDD.

2.0 MERCURY

The samples were analyzed for mercury by USEPA method 7470A.

The areas of data review are listed below. A leading check mark (✓) indicates an area of review in which the data were acceptable. A preceding crossed circle (⊗) signifies areas where issues were raised during the course of the validation review and should be considered to determine any impact on data quality and usability.

- ✓ Overall Assessment
- ✓ Holding Time
- ✓ Method Blank
- ✓ Matrix Spike/Matrix Spike Duplicate
- ✓ Laboratory Control Sample
- ✓ Equipment Blank
- ✓ Field Blank
- ✓ Field Duplicate
- ✓ Sensitivity
- ✓ Electronic Data Deliverables Review

2.1 Overall Assessment

The mercury data reported in this data set are considered usable for supporting project objectives. The results are considered valid; the analytical completeness defined as the ratio of the number of valid analytical results (valid analytical results include values qualified as estimated) to the total number of analytical results requested on samples submitted for this analysis, for this data set is 100%.

2.2 Holding Time

The holding time for mercury analysis of a water sample is 28 days from sample collection to analysis. The holding times were met for the sample analyses.

2.3 Method Blank

Method blanks were analyzed at the proper frequency for the number and types of samples analyzed (one per batch of 20 samples). Three method blanks were reported (batches 681825, 681827 and 682003). Mercury was not detected in the method blanks above the MDL.

2.4 Matrix Spike/Matrix Spike Duplicate

MS/MSDs were analyzed at the proper frequency for the number and types of samples analyzed (one per batch of 20 samples). Three sample set specific MS/MSD pairs were reported, using

samples BGWA-2, BGWC-23 and BGWC-40. The recovery and RPD results were within the laboratory specified acceptance criteria.

2.5 Laboratory Control Sample

LCSs were analyzed at the proper frequency for the number and types of samples analyzed (one per batch of 20 samples). Three LCSs were reported. The recovery results were within the laboratory specified acceptance criteria.

2.6 Equipment Blank

Four equipment blanks, EB-1, EB-2, EB-3 and EB-4, were collected with the sample set. Mercury was not detected in the equipment blanks above the MDL.

2.7 Field Blank

Seven field blanks, FB-1, FB-2, FB-3, FB-4, FB-5, FB-6 and FB-7, were collected with the sample set. Mercury was not detected in the field blanks above the MDL.

2.8 Field Duplicate

Four field duplicate samples were collected with the sample set, DUP-1, DUP-2, DUP-3 and DUP-4. Acceptable precision (RPD $\leq$ 30%) was demonstrated between the field duplicates and the original samples, BGWA-47D, BGWC-16, BGWC-22 and BGWC-35D, respectively.

2.9 Sensitivity

The samples were reported to the MDL. Elevated non-detect results were not reported.

2.10 Electronic Data Deliverable Review

The results and sample IDs in the EDD were reviewed against the information provided by the associated level II report at a minimum of 20% as part of the data validation process. No discrepancies were identified between the level II report and the EDD.

3.0 WET CHEMISTRY

The samples were analyzed for TDS by Standard method 2540C and anions by USEPA method 300.0.

The areas of data review are listed below. A leading check mark (✓) indicates an area of review in which the data were acceptable. A preceding crossed circle (⊗) signifies areas where issues

were raised during the course of the validation review and should be considered to determine any impact on data quality and usability.

- ✓ Overall Assessment
- ✓ Holding Times
- ✓ Method Blank
- ⊗ Matrix Spike/Matrix Spike Duplicate
- ✓ Laboratory Control Sample
- ✓ Laboratory Duplicate
- ✓ Equipment Blank
- ⊗ Field Blank
- ✓ Field Duplicate
- ✓ Sensitivity
- ✓ Electronic Data Deliverables Review

3.1 Overall Assessment

The wet chemistry data reported in this data set are considered usable for supporting project objectives. The results are considered valid; the analytical completeness defined as the ratio of the number of valid analytical results (valid analytical results include values qualified as estimated) to the total number of analytical results requested on samples submitted for these analyses, for this data set is 100%.

3.2 Holding Times

The holding time for the TDS analysis of a water sample is 7 days from sample collection to analysis. The holding time for the anions (chloride, fluoride, and sulfate) analysis of a water sample is 28 days from sample collection to analysis. The holding times were met for the sample analyses.

3.3 Method Blank

Method blanks were analyzed at the proper frequency for the number and types of samples analyzed (one per batch of 20 samples). Five method blanks were reported for TDS (batches 678707, 679091, 679320, 679674 and 680301) and six method blanks were reported for the anions (batches 678978, 679328, 679851, 679981, 680700 and 680813). The wet chemistry parameters were not detected in the method blanks above the MDLs.

3.4 Matrix Spike/Matrix Spike Duplicate

MS/MSDs were analyzed at the proper frequency for the number and types of samples analyzed (one per batch of 20 samples). Four sample set specific MS/MSD pairs were reported for anions, using samples BGWC-9, BGWA-33, BGWC-34D and DUP-3. The recovery and RPD results were within the laboratory specified acceptance criteria, with the following exceptions.

The recoveries of sulfate in the MS/MSD pair using sample BGWC-9 were low and outside of the laboratory specified acceptance criteria. Therefore, the sulfate concentration in sample BGWC-9 was J- qualified as estimated with a low bias.

The MSD recovery of fluoride in the MS/MSD pair using sample BGWC-34D was high and outside of the laboratory specified acceptance criteria. Since fluoride was not detected in sample BGWC-34D, no qualifications were applied to the data.

The recoveries of chloride and sulfate in the MS/MSD pair using sample DUP-3 were low and outside of the laboratory specified acceptance criteria. Therefore, the chloride and sulfate concentrations in sample DUP-3 were J- qualified as estimated with low biases.

The recoveries of fluoride in the MS/MSD pair using sample DUP-3 were high and outside of the laboratory specified acceptance criteria. Therefore, the fluoride concentration in sample DUP-3 was J+ qualified as estimated with a high bias.

Sample	Analyte	Laboratory Result (mg/L)	Laboratory Flag	Validation Result (mg/L)	Validation Qualifier	Reason Code
BGWC-9	Sulfate	70	M1	70	J-	4
DUP-3	Chloride	726	M1	726	J-	4
DUP-3	Fluoride	0.22	M1	0.22	J+	4
DUP-3	Sulfate	694	M1	694	J-	4

mg/L-milligrams per liter
M1-laboratory flag indicating MS recovery exceeded QC limits

Eight batch MS/MSD pairs were reported for anions. Since these were batch QC, the results do not affect the samples in this data set and qualifications were not applied to the data.

3.5 Laboratory Control Sample

LCSs were analyzed at the proper frequency for the number and types of samples analyzed (one per batch of 20 samples). Five LCSs were reported for TDS and one LCS was reported for the anions. The recovery results were within the laboratory specified acceptance criteria.

3.6 Laboratory Duplicate

Five sample set specific laboratory duplicates were reported for TDS, using samples BGWA-2, BGWC-30, BGWC-24, BGWC-19 and EB-3. The RPD results were within the laboratory specified acceptance criteria.

Five batch laboratory duplicates were reported for TDS. Since these were batch QC, the results do not affect the samples in this data set and qualifications were not applied to the data.

3.7 Equipment Blank

Four equipment blanks, EB-1, EB-2, EB-3 and EB-4, were collected with the sample set. The wet chemistry parameters were not detected in the equipment blank above the MDL, with the following exceptions.

TDS was detected in the equipment blanks EB-1 (10 mg/L) and EB-2 (12 mg/L) at concentrations greater than or equal to the RL. Since the TDS concentration in EB-1 was U qualified as not detected at the sample concentration and the TDS concentrations in the samples associated with EB-2 were greater than ten times the blank contamination, no additional qualifications were applied to the data.

3.8 Field Blank

Seven field blanks, FB-1, FB-2, FB-3, FB-4, FB-5, FB-6 and FB-7, were collected with the sample set. The wet chemistry parameters were not detected in the field blanks above the MDL, with the following exceptions.

TDS was detected in the field blanks FB-2 (14 mg/L) and FB-4 (21 mg/L) at concentrations greater than or equal to the RL. Therefore, the TDS concentration in sample BGWA-29 was J+ qualified as estimated with a high bias, and the TDS concentration in equipment blank EB-1 was U qualified as not detected at the sample concentration.

Sample	Analyte	Laboratory Result (mg/L)	Laboratory Flag	Validation Result (mg/L)	Validation Qualifier	Reason Code
BGWA-29	TDS	96	NA	96	J+	3
EB-1	TDS	10	NA	10	U	3

mg/L-milligrams per liter
NA-not applicable

3.9 Field Duplicate

Four field duplicate samples were collected with the sample set, DUP-1, DUP-2, DUP-3 and DUP-4. Acceptable precision (RPD $\leq$ 30%) was demonstrated between the field duplicates and the original samples, BGWA-47D, BGWC-16, BGWC-22 and BGWC-35D, respectively.

3.10 Sensitivity

The samples were reported to the MDLs. Elevated non-detect results were not reported.

3.11 Electronic Data Deliverable Review

The results and sample IDs in the EDD were reviewed against the information provided by the associated level II report at a minimum of 20% as part of the data validation process. No discrepancies were identified between the level II report and the EDD.

---

* * * * *

ATTACHMENT 1
DATA VALIDATION QUALIFIER DEFINITIONS AND INTERPRETATION KEY
Assigned by Geosyntec's Data Validation Team

DATA QUALIFIER DEFINITIONS

U The analyte was analyzed for but was not detected above the reported sample quantitation limit. Upon application of the U qualifier to a reported result, the definition changes to "not detected at or above the reported result".

J The analyte was positively identified; the associated numerical value is the approximate concentration of the analyte in the sample.

J+ The analyte was positively identified; however, the associated numerical value is likely to be higher than the concentration of the analyte in the sample due to positive bias of associated QC or calibration data or attributable to matrix interference.

J- The analyte was positively identified; however, the associated numerical value is likely to be lower than the concentration of the analyte in the sample due to negative bias of associated QC or calibration data or attributable to matrix interference.

UJ The analyte was not detected above the reported sample quantitation limit. However, the reported quantitation limit is approximate and may or may not represent the actual limit of quantitation necessary to accurately and precisely measure the analyte in the sample.

R The sample results are rejected due to serious deficiencies in the ability to analyze the sample and meet quality control criteria. The presence or absence of the analyte cannot be verified.

ATTACHMENT 2
DATA VALIDATION REASON CODES
Assigned by Geosyntec's Data Validation Team

Valid Value	Description
1	Preservation requirement not met
2	Analysis holding time exceeded
3	Blank contamination (i.e., method, trip, equipment, etc.)
4	Matrix spike/matrix spike duplicate recovery or RPD outside limits
5	LCS or RPD recovery outside limits (LCS/LCSD)
6	Surrogate recovery outside limits
7	Field Duplicate RPD exceeded
8	Serial dilution percent difference exceeded
9	Calibration criteria not met
10	Linear range exceeded
11	Internal standard criteria not met
12	Lab duplicates RPD exceeded
13	Other
14	Lab flag removed or modified: no validation qualification required

LCS - Laboratory Control Sample
LCSD - Laboratory Control Sample duplicate
RPD - Relative percent difference

Geosyntec consultants

180A Market Place Boulevard
Knoxville, TN 37922
PH 865.330.0037
www.geosyntec.com

Memorandum

Date:	June 15, 2022
To:	Whitney Law
From:	Kristoffer Henderson
CC:	J. Caprio
Subject:	**Stage 2A Data Validation - Level II Data Deliverable – Pace Analytical Services, LLC Project Number 92587874**

SITE: Plant Bowen Ash Pond

INTRODUCTION

This report summarizes the findings of the Stage 2A data validation of forty aqueous samples, four field duplicates, four equipment blanks and seven field blanks collected 9-17 February 2022, as part of the Plant Bowen Ash Pond on-site sampling event.

The samples were analyzed at Pace Analytical Services, LLC, Greensburg, Pennsylvania, for the following analytical tests:

- Radium-226 by United States (US) Environmental Protection Agency (EPA) Method 9315
- Radium-228 by US EPA Method 9320
- Total radium by calculation

EXECUTIVE SUMMARY

Based on the Stage 2A data validation covering the quality control (QC) parameters listed below and the information provided, the data are usable for meeting project objectives.

The data were reviewed based on the pertinent methods referenced in the laboratory report, professional and technical judgment and the following documents:

- American National Standard, Verification and Validation of Radiological Data for use in Waste Management and Environmental Remediation, February 15, 2012 (ANSI/ANS-41.5-2012).

The following samples were analyzed and reported in the laboratory reports:

Laboratory ID	Client ID
92587874001	BGWA-2
92587874002	BGWA-47D
92587874003	BGWA-48D
92587874004	BGWC-14A
92587874005	BGWA-29
92587874006	BGWC-8
92587874007	BGWC-9
92587874008	BGWA-6
92587874009	BGWC-44D
92587874010	BGWC-50D
92587874011	DUP-1
92587874012	FB-1
92587874013	FB-2
92587874014	BGWC-7
92587874015	BGWC-10
92587874016	BGWC-12
92587874017	BGWC-16
92587874018	BGWC-17
92587874019	DUP-2
92587874020	FB-3
92587874021	BGWC-23
92587874022	BGWC-30
92587874023	BGWC-36D
92587874024	BGWC-38D
92587874025	BGWC-51
92587874026	BGWC-52
92587874027	FB-4
92587874028	EB-1

Laboratory ID	Client ID
92587874029	BGWA-33
92587874030	BGWC-18
92587874031	BGWC-19
92587874032	BGWC-20
92587874033	BGWC-21
92587874034	BGWC-25
92587874035	BGWC-31
92587874036	BGWC-22
92587874037	BGWC-24
92587874038	BGWC-32
92587874039	BGWC-34D
92587874040	BGWC-39
92587874041	BGWC-40
92587874042	BGWC-35D
92587874043	BGWC-37D
92587874044	BGWC-42D
92587874045	BGWC-41D
92587874046	BGWC-43D
92587874047	BGWC-49D
92587874048	DUP-4
92587874049	DUP-3
92587874050	FB-5
92587874051	EB-2
92587874052	FB-6
92587874053	EB-3
92587874054	FB-7
92587874055	EB-4

The samples were received within 0-6 degrees Celsius (^{o}C). No sample preservation issues were noted by the laboratory.

Collection times were not listed on the chain of custody (COC) form for the field duplicates. The field duplicates were logged in with the collection time of 00:00.

1.0 RADIOCHEMISTRY

The samples were analyzed for radium-226 by US EPA method 9315, radium-228 by US EPA method 9320 and total radium by calculation.

The areas of data review are listed below. A leading check mark (✓) indicates an area of review in which the data were acceptable. A preceding crossed circle (⊗) signifies areas where issues were raised during the course of the validation review and should be considered to determine any impact on data quality and usability.

- ✓ Overall Assessment
- ✓ Holding Times
- ✓ Method Blank
- ✓ Matrix Spike/Matrix Spike Duplicate
- ✓ Laboratory Control Sample
- ✓ Laboratory Duplicate
- ✓ Tracers and Carriers
- ✓ Field Blank
- ✓ Equipment Blank
- ✓ Field Duplicate
- ✓ Sensitivity
- ✓ Electronic Data Deliverables Review

1.1 Overall Assessment

The radium-226 and radium-228 data reported in this data set are considered usable for meeting project objectives. The results are considered valid; the analytical completeness defined as the ratio of the number of valid analytical results (valid analytical results include values qualified as estimated) to the total number of analytical results requested on samples submitted for this analysis, for this data set is 100%.

1.2 Holding Times

The holding times for the radium-226 and radium-228 analyses of a water sample are 180 days from sample collection to analysis. The holding times were met for the sample analyses.

1.3 Method Blank

Method blanks were analyzed at the proper frequency for the number and types of samples analyzed (one per batch of 20 samples). Four method blanks were reported for the radium-226 data (batches 488844, 487660, 486614 and 487659). Five method blanks were reported for the radium-228 data (batches 488360, 488358, 488359, 486658 and 488988). Radium-226 and radium-228 were not detected in the method blanks above the minimum detectable concentrations (MDCs).

1.4 Matrix Spike/Matrix Spike Duplicate (MS/MSD)

MS/MSD pairs were not reported with the data.

1.5 Laboratory Control Sample (LCS)

LCSs were analyzed at the proper frequency for the number and types of samples analyzed (one per batch of 20 samples). Four LCS/LCS duplicate (LCSD) pairs were reported for radium-226

and five LCS/LCSD pairs were reported for radium-228. The recovery and replicate error ratio (RER) [2 sigma (2σ)] results were within the laboratory specified acceptance criteria.

1.6 Laboratory Duplicate

Four sample set specific laboratory duplicates were reported for radium-226 using samples BGWA-2, EB-1, BGWA-33 and DUP-3. The RER results were within the laboratory specified acceptance criteria.

1.7 Tracers and Carriers

Carriers were reported for the radium-226 and radium-228 analyses and a tracer was reported for the radium-228 analyses. The recovery results were within the laboratory specified acceptance criteria.

1.8 Field Blank

Seven field blanks, FB-1, FB-2, FB-3, FB-4, FB-5, FB-6 and FB-7 were collected with the sample set. Radium-226 and Radium-228 were not detected in the field blanks above the MDCs.

1.9 Equipment Blank

Four equipment blanks, EB-1, EB-2, EB-3 and EB-4 were collected with the sample set. Radium-228 was not detected in the equipment blanks above the MDCs.

1.10 Field Duplicate

Four field duplicates, DUP-1, DUP-2, DUP-3 and DUP-4 were collected with the sample set. Acceptable precision (RER (2σ) < 3) was demonstrated between the field duplicates the original samples BGWA-47D, BGWC-16, BGWC-22 and BGWC-35D, respectively.

1.11 Sensitivity

The samples were reported to the MDCs. No elevated non-detect results were reported.

1.12 Electronic Data Deliverable (EDD)Review

The results and sample IDs in the EDD were reviewed against the information provided by the associated level II report at a minimum of 20% as part of the data validation process. No discrepancies were identified between the level II report and the EDD.

* * * * *

ATTACHMENT 1
DATA VALIDATION QUALIFIER DEFINITIONS AND INTERPRETATION KEY
Assigned by Geosyntec's Data Validation Team

DATA QUALIFIER DEFINITIONS

U The analyte was analyzed for, but was not detected above the reported sample quantitation limit. Upon application of the U qualifier to a reported result, the definition changes to "not detected at or above the reported result".

J The analyte was positively identified; the associated numerical value is the approximate concentration of the analyte in the sample.

J+ The analyte was positively identified; however, the associated numerical value is likely to be higher than the concentration of the analyte in the sample due to positive bias of associated QC or calibration data or attributable to matrix interference.

J- The analyte was positively identified; however, the associated numerical value is likely to be lower than the concentration of the analyte in the sample due to negative bias of associated QC or calibration data or attributable to matrix interference.

UJ The analyte was not detected above the reported sample quantitation limit. However, the reported quantitation limit is approximate and may or may not represent the actual limit of quantitation necessary to accurately and precisely measure the analyte in the sample.

R The sample results are rejected due to serious deficiencies in the ability to analyze the sample and meet quality control criteria. The presence or absence of the analyte cannot be verified.

ATTACHMENT 2
DATA VALIDATION REASON CODES
Assigned by Geosyntec's Data Validation Team

Valid Value	Description
1	Preservation requirement not met
2	Analysis holding time exceeded
3	Blank contamination (i.e., method, trip, equipment, etc.)
4	Matrix spike/matrix spike duplicate recovery or RPD outside limits
5	LCS recovery outside limits
6	Surrogate recovery outside limits
7	Field Duplicate RPD exceeded
8	Serial dilution percent difference exceeded
9	Calibration criteria not met
10	Linear range exceeded
11	Internal standard criteria not met
12	Lab duplicates RPD exceeded
13	Other
NV	Data was not validated

RPD-relative percent difference

July/August 2022

Geosyntec consultants

180A Market Place Boulevard
Knoxville, TN 37922
PH 865.330.0037
www.geosyntec.com

Memorandum

Date:	November 22, 2022
To:	Whitney Law
From:	Matthew Richardson
CC:	J. Caprio
Subject:	**Stage 2A Data Validation - Level II Data Deliverables – Pace Analytical Services, LLC Project Numbers 92617392, 92617402 and 92632480**

SITE: Plant Bowen Ash Pond

INTRODUCTION

This report summarizes the findings of the Stage 2A data validation of forty-one aqueous samples, five field duplicates, three equipment blanks and seven field blanks collected 26-29 July 2022 and 1-3 August 2022, as part of the Plant Bowen Ash Pond on-site sampling event.

The samples were analyzed at Pace Analytical Services, LLC, Peachtree Corners, Georgia, for the following analytical tests:

- Metals by United States (US) Environmental Protection Agency (EPA) Methods 3010A/6010D
- Metals by US EPA Methods 3005A/6020B
- Mercury by US EPA Method 7470A
- Total Dissolved Solids (TDS) by Standard Method 2540C

The samples were analyzed at Pace Analytical Services, LLC, Asheville, North Carolina, for the following analytical tests:

- Anions (Chloride, Fluoride and Sulfate) by US EPA Method 300.0
- Alkalinity by Standard Method 2320B
- Sulfide by Standard Method 4500 S2D

The samples were analyzed at Pace Analytical Services, LLC, Greensburg, Pennsylvania, for the following analytical tests:

- Radium-226 by US EPA Method 9315

- Radium-228 by US EPA Method 9320
- Total radium by calculation

EXECUTIVE SUMMARY

Based on the Stage 2A data validation covering the quality control (QC) parameters listed below and the information provided, the data as qualified are usable for supporting project objectives. Qualified data should be used within the limitation of the qualification.

The data were reviewed based on the pertinent methods referenced in the laboratory report, professional and technical judgment and the following documents:

- United States (US) EPA Region IV Data Validation Standard Operating Procedures (US EPA Region IV, September 2011);
- USEPA National Functional Guidelines for Inorganic Superfund Methods Data Review, January 2017 (EPA 540-R-2017-001); and
- American National Standard, Verification and Validation of Radiological Data for use in Waste Management and Environmental Remediation, February 15, 2012 (ANSI/ANS-41.5-2012).

The following samples were analyzed and reported in the laboratory reports:

Laboratory ID	Client ID
92617392001	BGWA-2
92617392002	BGWA-29
92617392003	BGWA-47D
92617392004	BGWA-48D
92617392005	BGWC-8
92617392006	BGWC-9
92617392007	BGWC-14A
92617392008	BGWA-6
92617392009	BGWC-44D
92617392010	BGWC-50D
92617392011	FB-1
92617392012	DUP-1
92617392013	BGWC-12
92617392014	BGWC-16
92617392015	BGWC-17
92617392016	BGWC-18
92617392017	BGWC-19
92617392018	BGWC-20
92617392019	BGWC-25
92617392020	FB-2
92617392021	DUP-2
92617392022	BGWC-7

Laboratory ID	Client ID
92617392023	BGWC-10
92617392024	BGWC-21
92617392025	BGWC-31
92617392026	BGWC-34D
92617392027	BGWC-35D
92617392028	BGWC-37D
92617392029	BGWC-40
92617392030	BGWC-42D
92617392031	BGWC-52
92617392032	FB-3
92617392033	DUP-3
92617392034	BGWC-32
92617392035	BGWC-36D
92617392036	BGWC-41D
92617392037	FB-4
92617392038	BGWA-33
92617392039	FB-7
92617392040	EB-3
92617392041	BGWC-22
92617392042	BGWC-24
92617392043	BGWC-38D
92617392044	BGWC-39

Laboratory ID	Client ID
92617392045	FB-6
92617392046	DUP-5
92617392047	EB-2
92617392048	PZ-7
92617392049	BGWC-23
92617392050	BGWC-30
92617392051	BGWC-43D
92617392052	BGWC-49D
92617392053	BGWC-51
92617392054	FB-5
92617392055	DUP-4
92617392056	EB-1
92617402001	BGWA-2
92617402002	BGWA-29
92617402003	BGWA-47D
92617402004	BGWA-48D
92617402005	BGWC-8
92617402006	BGWC-9
92617402007	BGWC-14A
92617402008	BGWA-6
92617402009	BGWC-44D
92617402010	BGWC-50D
92617402011	FB-1
92617402012	DUP-1
92617402013	BGWC-12
92617402014	BGWC-16
92617402015	BGWC-17
92617402016	BGWC-18
92617402017	BGWC-19
92617402018	BGWC-20
92617402019	BGWC-25
92617402020	FB-2
92617402021	DUP-2
92617402022	BGWC-7
92617402023	BGWC-10

Laboratory ID	Client ID
92617402024	BGWC-21
92617402025	BGWC-31
92617402026	BGWC-34D
92617402027	BGWC-35D
92617402028	BGWC-37D
92617402029	BGWC-40
92617402030	BGWC-42D
92617402031	BGWC-52
92617402032	FB-3
92617402033	DUP-3
92617402034	BGWC-32
92617402035	BGWC-36D
92617402036	BGWC-41D
92617402037	FB-4
92617402038	BGWC-22
92617402039	BGWC-24
92617402040	BGWC-38D
92617402041	BGWC-39
92617402042	FB-6
92617402043	DUP-5
92617402044	EB-2
92617402045	PZ-7
92617402046	BGWC-23
92617402047	BGWC-30
92617402048	BGWC-43D
92617402049	BGWC-49D
92617402050	BGWC-51
92617402051	FB-5
92617402052	DUP-4
92617402053	EB-1
92632480001	BGWC-24
92632480002	DUP-1
92632480003	FB-1
92632480004	EB-1

The samples were received within 0-6 degrees Celsius (ºC). No sample preservation issues were noted by the laboratory.

Collection times were not listed on the chain of custody (COC) form for the field duplicates. The field duplicates were logged in with the collection time of 00:00.

Incorrect error corrections were observed on the COC, instead of the proper procedure of a single strike through, correction, and initials and date of person making the corrections.

Laboratory report 92617392 was revised three times. The first revision was provided on 12 October 2022 to correct sample receipt date and time for several samples and to update the field pH of one sample, and to include a revised COC. The second revision was provided on 21 October 2022 to update the COCs included in the report, per client request. The third revision was provided on 3 November 2022 to include only the revised COC in the report, per client request. The revised report was identified as BOWEN AP-1-Revised Report.

1.0 METALS

The samples were analyzed for metals by US EPA methods 3010A/6010D and 3005A/6020B. (Mercury was evaluated separately in Section 2.0, below).

The areas of data review are listed below. A leading check mark (✓) indicates an area of review in which the data were acceptable. A preceding crossed circle (⊗) signifies areas where issues were raised during the course of the validation review and should be considered to determine any impact on data quality and usability.

✓ Overall Assessment
✓ Holding Time
✓ Method Blank
⊗ Matrix Spike/Matrix Spike Duplicate
✓ Laboratory Control Sample
⊗ Field Blank
✓ Equipment Blank
⊗ Field Duplicate
✓ Sensitivity
✓ Electronic Data Deliverable Review

1.1 Overall Assessment

The metals data reported in this data set are considered usable for supporting project objectives. The results are considered valid; the analytical completeness defined as the ratio of the number of valid analytical results (valid analytical results include values qualified as estimated) to the total number of analytical results requested on samples submitted for this analysis, for this data set is 100%.

1.2 Holding Time

The holding time for the metals analysis of a preserved water sample is 180 days from sample collection to analysis. The holding times were met for the sample analyses.

1.3 Method Blank

Method blanks were analyzed at the proper frequency for the number and types of samples analyzed (one per batch of 20 samples). Ten method blanks were reported (batches 713726, 714116, 714403, 715912, 714120, 714121, 714625, 715915, 732335 and 733156) with the sample set. Metals were not detected in the method blanks above the method detection limits (MDLs).

1.4 Matrix Spike/Matrix Spike Duplicate (MS/MSD)

MS/MSDs were analyzed at the proper frequency for the number and types of samples analyzed (one per batch of 20 samples). Six sample set specific MS/MSD pairs were reported, two using sample BGWA-2 and one each using samples BGWA-33, BGWC-7, BGWC-22 and BGWC-24. The recovery and relative percent difference (RPD) results were within the laboratory specified acceptance criteria, with the following exceptions.

92617392: The MSD recovery of potassium in the MS/MSD pair using sample BGWA-33 was high and outside of the laboratory specified acceptance criteria. Therefore, the potassium concentration in sample BGWA-33 was J+ qualified as estimated with a high bias.

No qualifications were applied to the data based on the MS/MSD pair results when the sample concentration was greater than four times the spiked concentration.

Batch MS/MSD pairs were also reported. Since these were batch QC there was no impact on the data and qualifications were not applied.

Sample	Analyte	Laboratory Result (mg/L)	Laboratory Flag	Validation Result (mg/L)	Validation Qualifier*	Reason Code**
BGWA-33	Potassium	3.3	M1	3.3	J+	4

mg/L-milligrams per liter
M1-laboratory flag indicating the MS recovery exceeded QC limits
* Validation qualifiers are defined in Attachment 1 at the end of this report
**Reason codes are defined in Attachment 2 at the end of this report

1.5 Laboratory Control Sample (LCS)

LCSs were analyzed at the proper frequency for the number and types of samples analyzed (one per batch of 20 samples). Ten LCSs were reported. The recovery results were within the laboratory specified acceptance criteria.

1.6 Field Blank

Eight field blanks; FB-1, FB-2, FB-3, FB-4, FB-5, FB-6 and FB-7, were collected with the sample set. Two field blanks were identified as FB-1. Metals were not detected in the field blanks above the MDLs, with the following exceptions.

92617392: Barium was detected in field blanks FB-1, FB-2, FB-3 and FB-4 at estimated concentrations greater than the MDL and less than the reporting limits (RL). Since barium was detected above the reporting limit in the associated samples, no qualifications were applied to the data.

92617392: Boron was detected in field blanks FB-3 and FB-4 at estimated concentrations greater than the MDLs and less than the RLs. Therefore, the estimated boron concentration in the associated sample, BGWC-21, was U qualified as not detected at the RL.

92617392: Sodium was detected in field blank FB-5 at an estimated concentration greater than the MDL and less than the RL. Since sodium was detected above the reporting limit in the associated sample, no qualification was applied to the data.

92632480: Boron was detected in the field blank FB-1 at an estimated concentration greater than the MDL and less than the RL. Since boron was detected in the associated samples at concentrations greater the reporting limit, no qualifications were applied to the samples.

Sample	Analyte	Laboratory Result (mg/L)	Laboratory Flag	Validation Result (mg/L)	Validation Qualifier	Reason Code
BGWC-21	Boron	0.035	J	0.040	U	3

mg/L-milligrams per liter
NA-not applicable
J-estimated concentration greater than or equal to the MDL and less than the RL

1.7 Equipment Blank

Four equipment blanks; EB-1, EB-2 and EB-3, were collected with the sample set. Two equipment blanks were identified as EB-1. Metals were not detected in the equipment blanks above the MDLs, with the following exceptions.

92617392: Boron was detected in EB-2 at an estimated concentration greater than the MDL and less than the RL. Since boron was not detected in the associated samples, no qualifications were applied to the data.

92632480: Calcium and boron were detected in the equipment blank EB-1 at estimated concentrations greater than the MDLs and less than the RLs. Since calcium and boron were

detected in the associated samples at concentrations greater the reporting limit, no qualifications were applied to the data.

1.8 Field Duplicate

Six field duplicates; DUP-1, DUP-2, DUP-3, DUP-4 and DUP-5, were collected with the sample set. Two field duplicate samples were identified as DUP-1. Acceptable precision (RPD $\leq$ 20% or difference < RL) was demonstrated between the field duplicates and the original samples BGWA-29 (DUP-1), BGWC-17, BGWC-31, BGWC-51, PZ-7 and BGWC-24 (DUP-1) respectively, with the following exceptions.

92617392: Antimony and boron were detected in parent sample BGWA-29 at estimated concentrations greater than the MDLs and less than the RLs, and antimony and boron were not detected in field duplicate DUP-1, resulting in noncalculable RPDs. Therefore, the antimony and boron concentrations in sample BGWA-29 were J qualified as estimated, and the non-detect results of antimony and boron in sample DUP-1 were UJ qualified as estimated less than the MDLs.

92617392: Beryllium was detected in parent sample BGWC-17 at an estimated concentration greater than the MDL and less than the RL, and beryllium was not detected in field duplicate DUP-2, resulting in a noncalculable RPD. Therefore, the beryllium concentration in sample BGWC-17 was J qualified as estimated, and the non-detect beryllium result in sample DUP-2 was UJ qualified as estimated less than the MDL.

92617392: Antimony was detected in parent sample BGWC-31 at an estimated concentration greater than the MDL and less than the RL, and antimony was not detected in field duplicate DUP-3, resulting in a noncalculable RPD. Therefore, the antimony concentration in sample BGWC-31 was J qualified as estimated, and the non-detect antimony result in sample DUP-3 was UJ qualified as estimated less than the MDL.

92617392: Arsenic was detected in field duplicate DUP-4 at an estimated concentration greater than the MDL and less than the RL, and arsenic was not detected in parent sample BGWC-51, resulting in a noncalculable RPD. Therefore, the arsenic concentration in sample DUP-4 was J qualified as estimated, and the non-detect arsenic result in sample BGWC-51 was UJ qualified as estimated less than the MDL.

92617392: Manganese was detected in parent sample BGWC-51 at an estimated concentration greater than the MDL and less than the RL, and manganese was not detected in field duplicate DUP-4, resulting in a noncalculable RPD. Therefore, the manganese concentration in sample BGWC-51 was J qualified as estimated, and the non-detect manganese result in sample DUP-4 was UJ qualified as estimated less than the MDL.

Sample	Analyte	Laboratory Result (mg/L)	Laboratory Flag	RPD	Validation Result (mg/L)	Validation Qualifier	Reason Code
BGWA-29	Antimony	0.00096	J	NC	0.00096	J	7
DUP-1	Antimony	0.00078	U		0.00078	UJ	7
DUP-3	Antimony	0.0023	J	NC	0.0023	J	7
BGWC-31	Antimony	0.00078	U		0.00078	UJ	7
BGWC-51	Arsenic	0.0022	U	NC	0.0022	UJ	7
DUP-4	Arsenic	0.0025	J		0.0025	J	7
BGWC-17	Beryllium	0.000058	J	NC	0.000058	J	7
DUP-2	Beryllium	0.000054	U		0.000054	UJ	7
BGWA-29	Boron	0.013	J	NC	0.013	J	7
DUP-1	Boron	0.0086	U		0.0086	UJ	7
BGWC-51	Manganese	0.0044	J	NC	0.0044	J	7
DUP-4	Manganese	0.0043	U		0.0043	UJ	7

mg/L-milligrams per liter
J-estimated concentration at a concentration greater than or equal and less than the RL
U-not detected at a concentration greater than or equal to the MDL
NC-not calculable

1.9 Sensitivity

The samples were reported to the MDLs. Elevated non-detect results were not reported.

1.10 Electronic Data Deliverable (EDD) Review

The results and sample IDs in the EDD were reviewed against the information provided by the associated level II report at a minimum of 20% as part of the data validation process. No discrepancies were identified between the level II report and the EDD.

2.0 MERCURY

The samples were analyzed for mercury by US EPA method 7470A.

The areas of data review are listed below. A leading check mark (✓) indicates an area of review in which the data were acceptable. A preceding crossed circle (⊗) signifies areas where issues were raised during the course of the validation review and should be considered to determine any impact on data quality and usability.

- ✓ Overall Assessment
- ✓ Holding Time
- ✓ Method Blank
- ✓ Matrix Spike/Matrix Spike Duplicate

- ✓ Laboratory Control Sample
- ✓ Field Blank
- ✓ Equipment Blank
- ⊗ Field Duplicate
- ✓ Sensitivity
- ✓ Electronic Data Deliverable Review

2.1 Overall Assessment

The mercury data reported in this data set are considered usable for supporting project objectives. The results are considered valid; the analytical completeness defined as the ratio of the number of valid analytical results (valid analytical results include values qualified as estimated) to the total number of analytical results requested on samples submitted for this analysis, for this data set is 100%.

2.2 Holding Time

The holding time for the mercury analysis of a water sample is 28 days from sample collection to analysis. The holding times were met for the sample analyses.

2.3 Method Blank

Method blanks were analyzed at the proper frequency for the number and types of samples analyzed (one per batch of 20 samples). Four method blanks were reported with the data set (batches 714378, 714912, 715905 and 733406). Mercury was not detected in the method blanks above the MDL.

2.4 Matrix Spike/Matrix Spike Duplicate

MS/MSDs were analyzed at the proper frequency for the number and types of samples analyzed (one per batch of 20 samples). Three sample set specific MS/MSD pairs were reported using samples BGWA-29, DUP-2 and BGWC-37D. The recovery and RPD results were within the laboratory specified acceptance criteria.

One batch MS/MSD pair was also reported. Since these were batch QC there was no impact on this data and qualifications were not applied.

2.5 Laboratory Control Sample

LCSs were analyzed at the frequency for the number and types of samples analyzed (one per batch of 20 samples). Four LCSs were reported. The recovery results were within the laboratory specified acceptance criteria.

2.6 Field Blank

Eight field blanks; FB-1, FB-2, FB-3, FB-4, FB-5, FB-6 and FB-7, were collected with the sample set. Two field blanks were identified as FB-1. Mercury was not detected in the field blanks above the MDL.

2.7 Equipment Blank

Four equipment blanks; EB-1, EB-2 and EB-3, were collected with the sample set. Two equipment blanks were identified as EB-1. Mercury was not detected in the equipment blanks above the MDL.

2.8 Field Duplicate

Six field duplicates; DUP-1, DUP-2, DUP-3, DUP-4 and DUP-5, were collected with the sample set. Two field duplicate samples were identified as DUP-1. Acceptable precision (RPD $\leq$ 20% or difference < RL) was demonstrated between the field duplicates and the original samples BGWA-29 (DUP-1), BGWC-17, BGWC-31, BGWC-51, PZ-7 and BGWC-24 (DUP-1) respectively, with the following exception.

92617392: Mercury was detected in parent sample BGWA-29 at an estimated concentration greater than the MDL and less than the RL, and mercury was not detected in field duplicate DUP-1, resulting in a noncalculable RPD. Therefore, the mercury concentration in sample BGWA-29 was J qualified as estimated, and the non-detect mercury result in sample DUP-1 was UJ qualified as estimated less than the MDL.

92617392: Mercury was detected in parent sample BGWC-31 at an estimated concentration greater than the MDL and less than the RL, and mercury was not detected in field duplicate DUP-3, resulting in a noncalculable RPD. Therefore, the mercury concentration in sample BGWC-31 was J qualified as estimated, and the non-detect mercury result in sample DUP-3 was UJ qualified as estimated less than the MDL.

Sample	Analyte	Laboratory Result (mg/L)	Laboratory Flag	RPD	Validation Result (mg/L)	Validation Qualifier	Reason Code
BGWA-29	Mercury	0.00015	J	NC	0.00015	J	7
DUP-1	Mercury	0.00013	U		0.00013	UJ	7
BGWC-31	Mercury	0.00015	J	NC	0.00015	J	7
DUP-3	Mercury	0.00013	U		0.00013	UJ	7

mg/L-milligrams per liter
J-estimated concentration at a concentration greater than or equal and less than the RL
U-not detected at a concentration greater than or equal to the MDL
NC-noncalculable

2.9 Sensitivity

The samples were reported to the MDL. Elevated non-detect results were not reported.

2.10 Electronic Data Deliverable Review

The results and sample IDs in the EDD were reviewed against the information provided by the associated level II report at a minimum of 20% as part of the data validation process. No discrepancies were identified between the level II report and the EDD.

3.0 WET CHEMISTRY

The samples were analyzed for TDS by Standard Method 2540C, sulfide by Standard Method 4500-S2, alkalinity by Standard Method 2320B and anions (chloride, fluoride, and sulfate) by US EPA method 300.0.

The areas of data review are listed below. A leading check mark (✓) indicates an area of review in which the data were acceptable. A preceding crossed circle (⊗) signifies areas where issues were raised during the course of the validation review and should be considered to determine any impact on data quality and usability.

✓ Overall Assessment
✓ Holding Times
✓ Method Blank
⊗ Matrix Spike/Matrix Spike Duplicate
✓ Laboratory Control Sample
✓ Laboratory Duplicate
✓ Field Blank
✓ Equipment Blank
⊗ Field Duplicate
✓ Sensitivity
✓ Electronic Data Deliverable Review

3.1 Overall Assessment

The wet chemistry data reported in this data set are considered usable for supporting project objectives. The results are considered valid; the analytical completeness defined as the ratio of the number of valid analytical results (valid analytical results include values qualified as estimated) to the total number of analytical results requested on samples submitted for these analyses, for this data set is 100%.

3.2 Holding Times

The holding time for the TDS analysis of a water sample is 7 days from sample collection to analysis. The holding time for the anions (chloride, fluoride, and sulfate) analysis of a water sample is 28 days from sample collection to analysis. The holding time for the alkalinity analysis of a water sample is 14 days from sample collection to analysis. The holding time for the sulfide analysis of a water sample is 7 days from sample collection to analysis. The holding times were met for the sample analyses.

3.3 Method Blank

Method blanks were analyzed at the proper frequency for the number and types of samples analyzed (one per batch of 20 samples). Method blanks were reported for the anions (batches 713794, 714007, 714764, 716705 and 732428), TDS (batches 713720, 714331, 714620, 715587, 715588 and 732402), alkalinity (batches 714673, 714908, 715338, 715511, 716049, 716055 and 717507) and sulfide (batches 713944, 713945, 714555, 714556, 714557, 715460, 715461 and 715462). The wet chemistry parameters were not detected in the method blanks above the MDLs.

3.4 Matrix Spike/Matrix Spike Duplicate

MS/MSDs were analyzed at the proper frequency for the number and types of samples analyzed (one per batch of 20 samples).

Six sample set specific MS/MSD pairs were reported for alkalinity using BGWA-47D, BGWC-12, BGWC-40, BGWC-23, BGWA-33 and FB-7. The recovery and RPD results were within the laboratory specified acceptance criteria, with the following exception.

92617392: The recovery of alkalinity in the MS/MSD pair using sample BGWC-40 was low and outside of the laboratory specified acceptance criteria. Therefore, the concentrations of total as calcium carbonate alkalinity and bicarbonate alkalinity in sample BGWC-40 were J- qualified as estimated with low biases, and the non-detect result of carbonate alkalinity was UJ qualified as estimated less than the MDL.

Three sample set specific MS/MSD pairs were reported for sulfide using BGWA-2, FB-1 and BGWC-34D. The recovery and RPD results were within the laboratory specified acceptance criteria.

Six sample set specific MS/MSD pairs were reported for anions using BGWA-47D, BGWC-25, BGWC-7, FB-3, FB-7 and EB-2. The recovery and RPD results were within the laboratory specified acceptance criteria, with the following exceptions.

92617392: The MSD recoveries of chloride and fluoride in the MS/MSD pair using sample BGWA-47D were high and outside of the laboratory specified acceptance criteria. Therefore, the chloride concentration in sample BGWA-47D was J+ qualified as estimated with a high bias, and the estimated fluoride concentration in sample BGWA-47D was J qualified as estimated.

92617392: The MSD recovery of sulfate in the MS/MSD pair using sample BGWC-7 was high and outside of the laboratory specified acceptance criteria. Therefore, the sulfate concentration in sample BGWC-7 was J+ qualified as estimated with a high bias.

92617392: The recoveries of chloride, fluoride and sulfate in the MS/MSD pairs using samples FB-3, FB-7 and EB-2 were high and outside of the laboratory specified acceptance criteria. Since chloride, fluoride and sulfate were not detected in samples FB-3, FB-7 and EB-2, no qualifications were applied to the data.

Batch MS/MSD pairs were also reported for alkalinity, sulfide and the anions. Since these were batch QC there was no impact on the data and qualifications were not applied.

Sample	**Analyte**	**Laboratory Result (mg/L)**	**Laboratory Flag**	**Validation Result (mg/L)**	**Validation Qualifier**	**Reason Code**
BGWA-47D	Chloride	5.5	M1	5.5	J+	4
BGWA-47D	Fluoride	0.064	J M1	0.064	J	4
BGWC-7	Sulfate	268	M1	268	J+	4
BGWC-40	Alkalinity,Bicarbonate (CaCO3)	204	NA	204	J-	4
BGWC-40	Alkalinity,Carbonate (CaCO3)	5.0	ND	<5.0	UJ	4
BGWC-40	Alkalinity, Total as CaCO3	204	M1	204	J-	4

mg/L-milligrams per liter
NA-not applicable
J-estimated concentration greater than or equal to the MDL and less than the RL
ND/U-not detected at a concentration greater than or equal to the MDL
M1-laboratory flag indicating the MS recovery exceeded the QC limits

3.5 Laboratory Control Sample

LCSs were analyzed at the proper frequency for the number and types of samples analyzed (one per batch of 20 samples). LCSs were reported for TDS, alkalinity, sulfide and the anions. The recovery results were within the laboratory specified acceptance criteria.

3.6 Laboratory Duplicate

Eight sample set specific laboratory duplicates were reported using samples BGWA-2, FB-1, BGWC-7, BGWC-42D, BGWC-23, BGWC-38D, BGWC-30 and DUP-1. The RPD results were within the laboratory specified acceptance criteria.

Four batch laboratory duplicates were also reported for TDS. Since these were batch QC there was no impact on these data and qualifications were not applied.

3.7 Field Blank

Eight field blanks; FB-1, FB-2, FB-3, FB-4, FB-5, FB-6 and FB-7, were collected with the sample set. Two field blanks were identified as FB-1. The wet chemistry parameters were not detected in the field blanks above the MDLs, with the following exception.

92632480: Chloride was detected in the field blank FB-1 at an estimated concentration greater than the MDL and less than the RL. Since chloride was detected in the associated samples at concentrations greater the RL, no qualifications were applied to the data.

3.8 Equipment Blank

Four equipment blanks; EB-1, EB-2 and EB-3, were collected with the sample set. Two equipment blanks were identified as EB-1. The wet chemistry parameters were not detected in the equipment blanks above the MDLs.

3.9 Field Duplicate

Six field duplicates; DUP-1, DUP-2, DUP-3, DUP-4 and DUP-5, were collected with the sample set. Two field duplicate samples were identified as DUP-1. Acceptable precision (RPD $\leq$ 20% or difference < RL) was demonstrated between the field duplicates and the original samples BGWA-29 (DUP-1), BGWC-17, BGWC-31, BGWC-51, PZ-7 and BGWC-24 (DUP-1) respectively, with the following exception.

92632480: The RPD for TDS in field duplicate pair BGWC-24/DUP-1 was greater than 20%. Therefore, the TDS concentrations in samples BGWC-24 and DUP-1 were J qualified as estimated.

Sample	Analyte	Laboratory Result (mg/L)	Laboratory Flag	RPD	Validation Result (mg/L)	Validation Qualifier	Reason Code
BGWC-24	TDS	1610	NA	67	1610	J	7
DUP-1	TDS	3220	NA		3220	J	7

mg/L-milligrams per liter
NA-not applicable

3.10 Sensitivity

The samples were reported to the MDLs. Elevated non-detect results were not reported.

3.11 Electronic Data Deliverable Review

The results and sample IDs in the EDD were reviewed against the information provided by the associated level II report at a minimum of 20% as part of the data validation process. No discrepancies were identified between the level II report and the EDD.

4.0 RADIOCHEMISTRY

The samples were analyzed for radium-226 by US EPA method 9315, radium-228 by US EPA method 9320 and total radium by calculation.

The areas of data review are listed below. A leading check mark (✓) indicates an area of review in which the data were acceptable. A preceding crossed circle (⊗) signifies areas where issues were raised during the course of the validation review and should be considered to determine any impact on data quality and usability.

✓ Overall Assessment
✓ Holding Times
✓ Method Blank
✓ Matrix Spike/Matrix Spike Duplicate
✓ Laboratory Control Sample
✓ Laboratory Duplicate
✓ Tracers and Carriers
⊗ Field Blank
✓ Equipment Blank
✓ Field Duplicate
✓ Sensitivity
✓ Electronic Data Deliverables Review

4.1 Overall Assessment

The radium-226 and radium-228 data reported in this data set are considered usable for supporting project objectives. The results are considered valid; the analytical completeness defined as the ratio of the number of valid analytical results (valid analytical results include values qualified as estimated) to the total number of analytical results requested on samples submitted for this analysis, for this data set is 100%.

4.2 Holding Times

The holding times for the radium-226 and radium-228 analyses of a water sample are 180 days from sample collection to analysis. The holding times were met for the sample analyses.

4.3 Method Blank

Method blanks were analyzed at the proper frequency for the number and types of samples analyzed (one per batch of 20 samples). Four method blanks were reported for the radium-228 data (batches 525942, 523290, 524231 and 523291). Four method blanks were reported for the radium-226 data (batches 522971, 522973, 525508 and 524139). Radium-226 and radium-228 were not detected in the method blanks above the minimum detectable concentrations (MDCs).

4.4 Matrix Spike/Matrix Spike Duplicate

Batch MS/MSD pairs were also reported for radium-226 and radium 228. Since these were batch QC there was no impact on the data and qualifications were not applied.

4.5 Laboratory Control Sample

LCSs were analyzed at the proper frequency for the number and types of samples analyzed (one per batch of 20 samples). Three LCS/LCS duplicate (LCSD) pairs and one LCS were reported for radium-226, and three LCS/LCSD pairs and one LCS were reported for radium-228. The recovery and replicate error ratio (RER) [2 sigma (2σ)] results were within the laboratory specified acceptance criteria.

4.6 Laboratory Duplicate

Three sample set specific laboratory duplicates were reported for radium-226 using samples BGWC-44D, BGWC-32 and BGWC-24. The RER results were within the laboratory specified acceptance criteria.

4.7 Tracers and Carriers

Carriers were reported for the radium-226 and radium-228 analyses and a tracer was reported for the radium-228 analyses. The recovery results were within the laboratory specified acceptance criteria.

4.8 Field Blank

Seven field blanks; FB-1, FB-2, FB-3, FB-4, FB-5, FB-6 and FB-7, were collected with the sample set and analyzed for Radium-226 and Radium-228. Radium-226 and Radium-228 were not detected in the field blanks above the MDCs, with the following exception.

92617402: Radium-228 (0.776 pCi/L) was detected in field blank FB-6 at a concentration greater than the MDC. Therefore, based on professional and technical judgment the radium-228 and total radium concentrations in samples BGWA-6, DUP-2, BGWC-30, BGWC-38D, BGWC-20, BGWC-31, BGWC-35D, BGWC-37D and DUP-3 were J+ qualified as estimated with high bias.

Sample	Analyte	Laboratory Result (pCi/L)	Laboratory Flag	Validation Result (pCi/L)	Validation Qualifier	Reason Code
BGWC-22	Radium-228	1.58	NA	1.58	J+	3
BGWC-22	Combined Radium 226 + 228	2.32	NA	2.32	J+	3
BGWC-38D	Radium-228	2.12	NA	2.12	J+	3
BGWC-38D	Combined Radium 226 + 228	3.64	NA	3.64	J+	3
DUP-5	Radium-228	0.835	NA	0.835	J+	3
EB-2	Radium-228	1.02	NA	1.02	J+	3
EB-2	Combined Radium 226 + 228	1.02	NA	1.02	J+	3
PZ-7	Radium-228	1.49	NA	1.49	J+	3
PZ-7	Combined Radium 226 + 228	1.68	NA	1.68	J+	3

pCi/L-picocuries per liter
NA-not applicable

4.9 Equipment Blank

Three equipment blanks; EB-1, EB-2 and EB-3, were collected with the sample set and analyzed for radiochemistry. Radium-226 and Radium-228 were not detected in the field blanks above the MDCs, with the following exception.

92617402: Radium-228 and total radium (1.02 pCi/L) were detected in EB-2 at concentrations greater than the MDCs. Since the radium 228 and total radium results were J+ qualified as estimated with high biases due to field blank contamination and based on professional and technical judgment, no additional qualifications were applied to the data.

4.10 Field Duplicate

Five field duplicates; DUP-1, DUP-2, DUP-3, DUP-4 and DUP-5, were collected with the sample set and analyzed for radiochemistry. Acceptable precision (RER (2σ) < 3) was demonstrated between the field duplicates and the original samples BGWA-29, BGWC-17, BGWC-31, BGWC-51 and PZ-7, respectively.

4.11 Sensitivity

The samples were reported to the MDCs. No elevated non-detect results were reported.

4.12 Electronic Data Deliverable Review

The results and sample IDs in the EDD were reviewed against the information provided by the associated level II report at a minimum of 20% as part of the data validation process. No discrepancies were identified between the level II report and the EDD.

---

* * * * *

ATTACHMENT 1
DATA VALIDATION QUALIFIER DEFINITIONS AND INTERPRETATION KEY
Assigned by Geosyntec's Data Validation Team

DATA QUALIFIER DEFINITIONS

U The analyte was analyzed for, but was not detected above the reported sample quantitation limit. Upon application of the U qualifier to a reported result, the definition changes to "not detected at or above the reported result".

J The analyte was positively identified; the associated numerical value is the approximate concentration of the analyte in the sample.

J+ The analyte was positively identified; however, the associated numerical value is likely to be higher than the concentration of the analyte in the sample due to positive bias of associated QC or calibration data or attributable to matrix interference.

J- The analyte was positively identified; however, the associated numerical value is likely to be lower than the concentration of the analyte in the sample due to negative bias of associated QC or calibration data or attributable to matrix interference.

UJ The analyte was not detected above the reported sample quantitation limit. However, the reported quantitation limit is approximate and may or may not represent the actual limit of quantitation necessary to accurately and precisely measure the analyte in the sample.

R The sample results are rejected due to serious deficiencies in the ability to analyze the sample and meet quality control criteria. The presence or absence of the analyte cannot be verified.

ATTACHMENT 2
DATA VALIDATION REASON CODES
Assigned by Geosyntec's Data Validation Team

Valid Value	Description
1	Preservation requirement not met
2	Analysis holding time exceeded
3	Blank contamination (i.e., method, trip, equipment, etc.)
4	Matrix spike/matrix spike duplicate recovery or RPD outside limits
5	LCS recovery outside limits
6	Surrogate recovery outside limits
7	Field Duplicate RPD exceeded
8	Serial dilution percent difference exceeded
9	Calibration criteria not met
10	Linear range exceeded
11	Internal standard criteria not met
12	Lab duplicates RPD exceeded
13	Other
NV	Data was not validated

RPD-relative percent difference

Field Sampling Forms

February 2022

Low-Flow Test Report:

Test Date / Time: 2/9/2022 1:27:27 PM
Project: Plant Bowen AP February 2022
Operator Name: William Laaker

Location Name: BGWA-2 **Well Diameter: 2 in** **Casing Type: PVC** **Screen Length: 10 ft** **Top of Screen: 79.17 ft** **Total Depth: 89.17 ft** **Initial Depth to Water: 51.57 ft**	**Pump Type: QED Dedicated** **Tubing Type: LDPE** **Pump Intake From TOC: 84.17 ft** **Estimated Total Volume Pumped: 1760 ml** **Flow Cell Volume: 90 ml** **Final Flow Rate: 110 ml/min** **Final Draw Down: 0.01 ft**	**Instrument Used: Aqua TROLL 400** **Serial Number: 789301**

Test Notes:
Prepurged 2 L

Low-Flow Readings:

Date Time	Elapsed Time	pH	Temperature	Specific Conductivity	RDO Concentration	Turbidity	ORP	Depth to Water	Salinity	Flow
		+/- 0.1	+/- 1000 %	+/- 5 %	+/- 10 %	+/- 5	+/- 1000 %	+/- 0.3	+/- 1000 %	
2/9/2022 1:27 PM	00:00	7.38 pH	18.61 °C	421.69 µS/cm	3.76 mg/L	3.85 NTU	-0.1 mV	51.58 ft	0.20 PSU	110.00 ml/min
2/9/2022 1:31 PM	04:00	7.37 pH	18.45 °C	420.97 µS/cm	3.65 mg/L	2.78 NTU	0.8 mV	51.58 ft	0.20 PSU	110.00 ml/min
2/9/2022 1:35 PM	08:00	7.37 pH	18.52 °C	419.52 µS/cm	3.51 mg/L	1.67 NTU	0.9 mV	51.58 ft	0.20 PSU	110.00 ml/min
2/9/2022 1:39 PM	12:00	7.36 pH	18.51 °C	417.41 µS/cm	3.35 mg/L	1.22 NTU	1.3 mV	51.58 ft	0.20 PSU	110.00 ml/min
2/9/2022 1:43 PM	16:00	7.36 pH	18.57 °C	415.85 µS/cm	3.23 mg/L	0.96 NTU	1.6 mV	51.58 ft	0.20 PSU	110.00 ml/min

Samples

Sample ID:	Description:
BGWA-2	Metals, Inorganics, TDS, Radium

Created using VuSitu from In-Situ, Inc.

Low-Flow Test Report:

Test Date / Time: 2/9/2022 9:53:40 AM
Project: Plant Bowen AP February 2022
Operator Name: Meredith Duncan

Location Name: BGWA-6 **Well Diameter: 2 in** **Casing Type: PVC** **Screen Length: 10 ft** **Top of Screen: 52.74 ft** **Total Depth: 62.74 ft** **Initial Depth to Water: 41.35 ft**	**Pump Type: QED Dedicated** **Tubing Type: PVC** **Pump Intake From TOC: 57.74 ft** **Estimated Total Volume Pumped: 13742.167 ml** **Flow Cell Volume: 90 ml** **Final Flow Rate: 110 ml/min** **Final Draw Down: -0.07 ft**	**Instrument Used: Aqua TROLL 400** **Serial Number: 893479**

Test Notes:
Prepurge 3L
At 1008AM pump rate to 110ml/min to lower turbidity
Disregard trial at 16.41min into testing

Low-Flow Readings:

Date Time	Elapsed Time	pH	Temperature	Specific Conductivity	RDO Concentration	Turbidity	ORP	Depth to Water	Flow
		+/- 0.1	+/- 1000	+/- 5 %	+/- 10 %	+/- 5	+/- 1000	+/- 0.3	
2/9/2022 9:53 AM	00:00	7.12 pH	15.27 °C	542.67 µS/cm	0.49 mg/L	11.10 NTU	42.7 mV	41.35 ft	140.00 ml/min
2/9/2022 9:57 AM	03:34	7.12 pH	15.35 °C	545.80 µS/cm	0.40 mg/L	12.50 NTU	47.2 mV	41.36 ft	140.00 ml/min
2/9/2022 10:01 AM	07:34	7.12 pH	15.36 °C	542.91 µS/cm	0.35 mg/L	11.23 NTU	49.0 mV	41.37 ft	140.00 ml/min
2/9/2022 10:05 AM	11:34	7.13 pH	15.33 °C	541.70 µS/cm	0.32 mg/L	11.50 NTU	44.0 mV	41.37 ft	140.00 ml/min
2/9/2022 10:09 AM	15:34	7.13 pH	15.25 °C	542.85 µS/cm	0.30 mg/L	11.00 NTU	44.2 mV	41.33 ft	110.00 ml/min
2/9/2022 10:10 AM	16:41	7.13 pH	15.23 °C	541.68 µS/cm	0.30 mg/L		48.9 mV	41.33 ft	110.00 ml/min
2/9/2022 10:14 AM	20:41	7.14 pH	15.22 °C	541.63 µS/cm	0.32 mg/L	10.87 NTU	51.1 mV	41.34 ft	110.00 ml/min
2/9/2022 10:18 AM	24:41	7.13 pH	15.12 °C	542.12 µS/cm	0.34 mg/L	10.76 NTU	45.3 mV	41.34 ft	110.00 ml/min
2/9/2022 10:22 AM	28:41	7.14 pH	15.06 °C	544.37 µS/cm	0.33 mg/L	10.63 NTU	45.0 mV	41.33 ft	110.00 ml/min
2/9/2022 10:26 AM	32:41	7.14 pH	15.17 °C	543.56 µS/cm	0.32 mg/L	10.16 NTU	44.9 mV	41.32 ft	110.00 ml/min
2/9/2022 10:30 AM	36:41	7.15 pH	15.26 °C	541.45 µS/cm	0.32 mg/L	8.61 NTU	45.0 mV	41.32 ft	110.00 ml/min
2/9/2022 10:34 AM	40:41	7.14 pH	15.52 °C	543.54 µS/cm	0.34 mg/L	8.75 NTU	44.9 mV	41.32 ft	110.00 ml/min
2/9/2022 10:38 AM	44:41	7.15 pH	15.57 °C	541.26 µS/cm	0.33 mg/L	8.28 NTU	45.3 mV	41.33 ft	110.00 ml/min
2/9/2022 10:42 AM	48:41	7.14 pH	15.85 °C	540.25 µS/cm	0.29 mg/L	8.27 NTU	45.1 mV	41.33 ft	110.00 ml/min

2/9/2022 10:46 AM	52:41	7.14 pH	15.90 °C	541.36 µS/cm	0.30 mg/L	7.55 NTU	45.6 mV	41.32 ft	110.00 ml/min
2/9/2022 10:50 AM	56:41	7.15 pH	16.18 °C	537.94 µS/cm	0.31 mg/L	7.17 NTU	46.0 mV	41.33 ft	110.00 ml/min
2/9/2022 10:54 AM	01:00:41	7.15 pH	16.30 °C	537.95 µS/cm	0.32 mg/L	7.16 NTU	46.4 mV	41.32 ft	110.00 ml/min
2/9/2022 10:58 AM	01:04:41	7.15 pH	16.57 °C	536.91 µS/cm	0.33 mg/L	6.72 NTU	47.3 mV	41.32 ft	110.00 ml/min
2/9/2022 11:02 AM	01:08:41	7.15 pH	16.65 °C	535.49 µS/cm	0.30 mg/L	6.26 NTU	48.3 mV	41.32 ft	110.00 ml/min
2/9/2022 11:06 AM	01:12:41	7.15 pH	16.74 °C	535.35 µS/cm	0.29 mg/L	6.08 NTU	49.5 mV	41.32 ft	110.00 ml/min
2/9/2022 11:10 AM	01:16:41	7.15 pH	16.60 °C	535.00 µS/cm	0.30 mg/L	6.23 NTU	50.9 mV	41.32 ft	110.00 ml/min
2/9/2022 11:14 AM	01:20:41	7.15 pH	16.84 °C	535.75 µS/cm	0.32 mg/L	5.98 NTU	51.9 mV	41.32 ft	110.00 ml/min
2/9/2022 11:18 AM	01:24:41	7.15 pH	17.28 °C	533.65 µS/cm	0.33 mg/L	5.84 NTU	53.2 mV	41.32 ft	110.00 ml/min
2/9/2022 11:22 AM	01:28:41	7.15 pH	17.51 °C	532.62 µS/cm	0.30 mg/L	5.70 NTU	54.7 mV	41.32 ft	110.00 ml/min
2/9/2022 11:26 AM	01:32:41	7.15 pH	17.43 °C	531.27 µS/cm	0.27 mg/L	5.60 NTU	57.5 mV	41.32 ft	110.00 ml/min
2/9/2022 11:30 AM	01:36:41	7.15 pH	17.49 °C	531.54 µS/cm	0.28 mg/L	5.33 NTU	59.7 mV	41.32 ft	110.00 ml/min
2/9/2022 11:34 AM	01:40:41	7.16 pH	17.58 °C	528.94 µS/cm	0.28 mg/L	5.21 NTU	61.7 mV	41.30 ft	110.00 ml/min
2/9/2022 11:38 AM	01:44:41	7.16 pH	17.69 °C	530.21 µS/cm	0.29 mg/L	5.31 NTU	63.4 mV	41.30 ft	110.00 ml/min
2/9/2022 11:42 AM	01:48:41	7.16 pH	17.69 °C	529.63 µS/cm	0.29 mg/L	5.26 NTU	66.4 mV	41.29 ft	110.00 ml/min
2/9/2022 11:46 AM	01:52:41	7.16 pH	17.68 °C	528.39 µS/cm	0.30 mg/L	4.97 NTU	69.0 mV	41.29 ft	110.00 ml/min
2/9/2022 11:50 AM	01:56:41	7.16 pH	17.55 °C	530.50 µS/cm	0.31 mg/L	4.90 NTU	70.6 mV	41.28 ft	110.00 ml/min
2/9/2022 11:54 AM	02:00:41	7.16 pH	17.46 °C	531.37 µS/cm	0.33 mg/L	4.88 NTU	72.2 mV	41.28 ft	110.00 ml/min

Samples

Sample ID:	Description:
BGWA-6	Metals, Inorganic, TDS, Radium

Low-Flow Test Report:

Test Date / Time: 2/10/2022 9:53:49 AM
Project: Plant Bowen AP February 2022
Operator Name: Meredith Duncan

Location Name: BGWC-7 **Well Diameter: 2 in** **Casing Type: PVC** **Screen Length: 10 ft** **Top of Screen: 80.4 ft** **Total Depth: 90.4 ft** **Initial Depth to Water: 54.16 ft**	**Pump Type: QED Dedicated** **Tubing Type: PVC** **Pump Intake From TOC: 85.4 ft** **Estimated Total Volume Pumped: 15600 ml** **Flow Cell Volume: 90 ml** **Final Flow Rate: 300 ml/min** **Final Draw Down: 24.34 ft**	**Instrument Used: Aqua TROLL 400** **Serial Number: 893479**

Test Notes:
Prepurge 10L
Sulfur smell when pumping started
Well historically does not stabilize drawdown; water level fell into screen thus a full evacuation was performed
Disregard last test

Low-Flow Readings:

Date Time	Elapsed Time	pH	Temperature	Specific Conductivity	RDO Concentration	Turbidity	ORP	Depth to Water	Flow
		+/- 0.1	+/- 1000	+/- 5 %	+/- 10 %	+/- 5	+/- 1000	+/- 0.3	
2/10/2022 9:53 AM	00:00	6.78 pH	17.57 °C	969.16 µS/cm	0.13 mg/L	0.40 NTU	-43.7 mV	54.16 ft	300.00 ml/min
2/10/2022 9:57 AM	04:00	6.82 pH	17.58 °C	963.90 µS/cm	0.30 mg/L	0.52 NTU	-20.8 mV	53.36 ft	300.00 ml/min
2/10/2022 10:01 AM	08:00	6.87 pH	17.59 °C	966.94 µS/cm	0.66 mg/L	0.45 NTU	-8.7 mV	58.45 ft	300.00 ml/min
2/10/2022 10:05 AM	12:00	6.90 pH	17.60 °C	961.43 µS/cm	0.96 mg/L	0.49 NTU	-0.6 mV	61.53 ft	300.00 ml/min
2/10/2022 10:09 AM	16:00	6.93 pH	17.61 °C	960.98 µS/cm	1.16 mg/L	0.23 NTU	5.0 mV	62.58 ft	300.00 ml/min
2/10/2022 10:13 AM	20:00	6.94 pH	17.72 °C	960.98 µS/cm	1.27 mg/L	0.49 NTU	8.4 mV	64.49 ft	300.00 ml/min
2/10/2022 10:17 AM	24:00	6.95 pH	17.69 °C	961.85 µS/cm	1.32 mg/L	0.45 NTU	10.8 mV	66.79 ft	300.00 ml/min
2/10/2022 10:21 AM	28:00	6.95 pH	17.70 °C	964.45 µS/cm	1.34 mg/L	1.01 NTU	12.7 mV	68.92 ft	300.00 ml/min
2/10/2022 10:25 AM	32:00	6.96 pH	17.68 °C	962.89 µS/cm	1.34 mg/L	1.52 NTU	14.2 mV	70.07 ft	300.00 ml/min
2/10/2022 10:29 AM	36:00	6.96 pH	17.73 °C	963.16 µS/cm	1.32 mg/L	0.83 NTU	15.7 mV	72.14 ft	300.00 ml/min
2/10/2022 10:33 AM	40:00	6.94 pH	17.73 °C	964.39 µS/cm	1.22 mg/L	0.64 NTU	16.9 mV	75.01 ft	300.00 ml/min
2/10/2022 10:37 AM	44:00	6.92 pH	17.77 °C	966.82 µS/cm	1.08 mg/L	0.63 NTU	18.8 mV	76.67 ft	300.00 ml/min
2/10/2022 10:41 AM	48:00	6.91 pH	17.76 °C	964.09 µS/cm	0.99 mg/L	0.57 NTU	20.8 mV	78.50 ft	300.00 ml/min

Samples

Sample ID:	Description:

Low-Flow Test Report:

Test Date / Time: 2/10/2022 11:49:18 AM
Project: Plant Bowen AP February 2022
Operator Name: Meredith Duncan

Location Name: BGWC-8 **Well Diameter: 2 in** **Casing Type: PVC** **Screen Length: 10 ft** **Top of Screen: 69.73 ft** **Total Depth: 79.73 ft** **Initial Depth to Water: 41.81 ft**	**Pump Type: QED Dedicated** **Tubing Type: PVC** **Pump Intake From TOC: 74.73 ft** **Estimated Total Volume Pumped: 4000 ml** **Flow Cell Volume: 90 ml** **Final Flow Rate: 125 ml/min** **Final Draw Down: 0 ft**	**Instrument Used: Aqua TROLL 400** **Serial Number: 893479**

Test Notes:
prepurge 2.5 L

Low-Flow Readings:

Date Time	Elapsed Time	pH	Temperature	Specific Conductivity	RDO Concentration	Turbidity	ORP	Depth to Water	Flow
		+/- 0.1	+/- 1000	+/- 5 %	+/- 10 %	+/- 5	+/- 1000	+/- 0.3	
2/10/2022 11:49 AM	00:00	7.56 pH	18.40 °C	333.03 µS/cm	4.89 mg/L	11.20 NTU	42.3 mV	41.81 ft	125.00 ml/min
2/10/2022 11:53 AM	04:00	7.58 pH	18.46 °C	341.17 µS/cm	4.84 mg/L	10.15 NTU	52.4 mV	41.81 ft	125.00 ml/min
2/10/2022 11:57 AM	08:00	7.58 pH	18.47 °C	338.82 µS/cm	4.78 mg/L	7.29 NTU	54.6 mV	41.81 ft	125.00 ml/min
2/10/2022 12:01 PM	12:00	7.58 pH	18.46 °C	337.48 µS/cm	4.75 mg/L	6.45 NTU	55.3 mV	41.81 ft	125.00 ml/min
2/10/2022 12:05 PM	16:00	7.59 pH	18.48 °C	338.06 µS/cm	4.74 mg/L	5.42 NTU	55.9 mV	41.81 ft	125.00 ml/min
2/10/2022 12:09 PM	20:00	7.59 pH	18.48 °C	338.35 µS/cm	4.69 mg/L	5.27 NTU	57.3 mV	41.81 ft	125.00 ml/min
2/10/2022 12:13 PM	24:00	7.59 pH	18.53 °C	338.17 µS/cm	4.66 mg/L	4.01 NTU	57.0 mV	41.81 ft	125.00 ml/min
2/10/2022 12:17 PM	28:00	7.59 pH	18.59 °C	340.29 µS/cm	4.62 mg/L	4.16 NTU	57.7 mV	41.81 ft	125.00 ml/min
2/10/2022 12:21 PM	32:00	7.59 pH	18.59 °C	342.30 µS/cm	4.55 mg/L	3.28 NTU	58.7 mV	41.81 ft	125.00 ml/min

Samples

Sample ID:	Description:
BGWC-8	Metals, Inorganic, TDS, Radium

Low-Flow Test Report:

Test Date / Time: 2/10/2022 1:23:44 PM
Project: Plant Bowen AP February 2022
Operator Name: Meredith Duncan

Location Name: BGWC-9 **Well Diameter: 2 in** **Casing Type: PVC** **Screen Length: 10 ft** **Top of Screen: 53.74 ft** **Total Depth: 63.74 ft** **Initial Depth to Water: 25.14 ft**	**Pump Type: Dedicated** **Tubing Type: PVC** **Pump Intake From TOC: 58.74 ft** **Estimated Total Volume Pumped: 2400 ml** **Flow Cell Volume: 90 ml** **Final Flow Rate: 120 ml/min** **Final Draw Down: 0.01 ft**	**Instrument Used: Aqua TROLL 400** **Serial Number: 893479**

Test Notes:
Prepurge 1L

Low-Flow Readings:

Date Time	Elapsed Time	pH	Temperature	Specific Conductivity	RDO Concentration	Turbidity	ORP	Depth to Water	Flow
		+/- 0.1	+/- 1000	+/- 5 %	+/- 10 %	+/- 5	+/- 1000	+/- 0.3	
2/10/2022 1:23 PM	00:00	7.26 pH	19.20 °C	561.59 µS/cm	1.10 mg/L	2.47 NTU	-28.1 mV	25.14 ft	120.00 ml/min
2/10/2022 1:27 PM	04:00	7.27 pH	19.00 °C	570.91 µS/cm	0.62 mg/L	2.65 NTU	-13.7 mV	25.14 ft	120.00 ml/min
2/10/2022 1:31 PM	08:00	7.27 pH	19.00 °C	571.88 µS/cm	0.40 mg/L	2.59 NTU	-16.8 mV	25.14 ft	120.00 ml/min
2/10/2022 1:35 PM	12:00	7.27 pH	18.98 °C	570.54 µS/cm	0.38 mg/L	3.06 NTU	-15.6 mV	25.15 ft	120.00 ml/min
2/10/2022 1:39 PM	16:00	7.28 pH	18.93 °C	561.84 µS/cm	0.47 mg/L	3.45 NTU	-11.7 mV	25.15 ft	120.00 ml/min
2/10/2022 1:43 PM	20:00	7.28 pH	18.98 °C	555.13 µS/cm	0.53 mg/L	3.17 NTU	-8.3 mV	25.15 ft	120.00 ml/min

Samples

Sample ID:	Description:
BGWC-9	Metals, Inorganic, TDS, Radium

Low-Flow Test Report:

Test Date / Time: 2/11/2022 9:54:13 AM
Project: Plant Bowen AP February 2022
Operator Name: William Laaker

Location Name: BGWC-10 **Well Diameter: 2 in** **Casing Type: PVC** **Screen Length: 10 ft** **Top of Screen: 52.37 ft** **Total Depth: 62.37 ft** **Initial Depth to Water: 22.1 ft**	**Pump Type: QED Dedicated** **Tubing Type: LDPE** **Pump Intake From TOC: 57.37 ft** **Estimated Total Volume Pumped: 19566.75 ml** **Flow Cell Volume: 90 ml** **Final Flow Rate: 105 ml/min** **Final Draw Down: 25.33 ft**	**Instrument Used: Aqua TROLL 400** **Serial Number: 789301**

Test Notes:
Prepurged 4 L
Well historically stabilizes drawdown ~5 feet above screen. At 48:25, lowered pump rate to 105 mL/min to stabilize drawdown.

Low-Flow Readings:

Date Time	Elapsed Time	pH	Temperature	Specific Conductivity	RDO Concentration	Turbidity	ORP	Depth to Water	Salinity	Flow
		+/- 0.1	+/- 1000 %	+/- 5 %	+/- 10 %	+/- 5	+/- 1000 %	+/- 0.3	+/- 1000 %	
2/11/2022 9:54 AM	00:00	7.42 pH	16.65 °C	585.63 µS/cm	0.13 mg/L	0.89 NTU	-88.3 mV	29.06 ft	0.29 PSU	300.00 ml/min
2/11/2022 9:58 AM	04:00	7.43 pH	16.56 °C	586.40 µS/cm	0.12 mg/L	0.74 NTU	-78.1 mV	30.29 ft	0.29 PSU	300.00 ml/min
2/11/2022 10:02 AM	08:00	7.42 pH	16.66 °C	585.13 µS/cm	0.13 mg/L	0.91 NTU	-73.6 mV	32.01 ft	0.29 PSU	300.00 ml/min
2/11/2022 10:06 AM	12:00	7.42 pH	16.70 °C	584.65 µS/cm	0.16 mg/L	0.99 NTU	-67.2 mV	33.66 ft	0.29 PSU	300.00 ml/min
2/11/2022 10:10 AM	16:00	7.43 pH	16.74 °C	583.66 µS/cm	0.22 mg/L	0.98 NTU	-60.3 mV	35.33 ft	0.29 PSU	300.00 ml/min
2/11/2022 10:14 AM	20:00	7.43 pH	16.76 °C	583.77 µS/cm	0.30 mg/L	0.94 NTU	-57.4 mV	36.83 ft	0.29 PSU	300.00 ml/min
2/11/2022 10:18 AM	24:00	7.44 pH	16.83 °C	583.59 µS/cm	0.45 mg/L	0.92 NTU	-54.7 mV	38.30 ft	0.29 PSU	300.00 ml/min
2/11/2022 10:22 AM	28:00	7.44 pH	16.87 °C	584.40 µS/cm	0.62 mg/L	0.96 NTU	-53.4 mV	39.71 ft	0.29 PSU	300.00 ml/min
2/11/2022 10:26 AM	32:00	7.45 pH	16.91 °C	584.36 µS/cm	0.81 mg/L	0.89 NTU	-51.8 mV	41.08 ft	0.29 PSU	300.00 ml/min
2/11/2022 10:30 AM	36:00	7.46 pH	16.96 °C	585.01 µS/cm	1.04 mg/L	0.88 NTU	-52.4 mV	42.50 ft	0.29 PSU	300.00 ml/min
2/11/2022 10:34 AM	40:00	7.47 pH	17.01 °C	585.26 µS/cm	1.25 mg/L	0.95 NTU	-76.0 mV	43.78 ft	0.29 PSU	300.00 ml/min
2/11/2022 10:34 AM	40:25	7.47 pH	17.01 °C	585.43 µS/cm	1.27 mg/L	0.95 NTU	-53.4 mV	43.78 ft	0.29 PSU	300.00 ml/min
2/11/2022 10:38 AM	44:25	7.49 pH	17.05 °C	585.09 µS/cm	1.44 mg/L	1.01 NTU	-55.9 mV	45.10 ft	0.29 PSU	300.00 ml/min
2/11/2022 10:42 AM	48:25	7.51 pH	16.87 °C	582.25 µS/cm	1.52 mg/L	1.05 NTU	-54.3 mV	45.70 ft	0.28 PSU	105.00 ml/min
2/11/2022 10:46 AM	52:25	7.52 pH	16.93 °C	585.08 µS/cm	1.26 mg/L	0.96 NTU	-64.3 mV	45.90 ft	0.29 PSU	105.00 ml/min

2/11/2022 10:50 AM	56:25	7.53 pH	17.46 °C	581.41 µS/cm	0.91 mg/L	0.56 NTU	-75.6 mV	46.08 ft	0.28 PSU	105.00 ml/min
2/11/2022 10:54 AM	01:00:25	7.53 pH	17.38 °C	585.59 µS/cm	0.81 mg/L	0.57 NTU	-80.1 mV	46.27 ft	0.29 PSU	105.00 ml/min
2/11/2022 10:58 AM	01:04:25	7.54 pH	17.81 °C	581.52 µS/cm	0.75 mg/L	0.90 NTU	-83.1 mV	46.43 ft	0.28 PSU	105.00 ml/min
2/11/2022 11:02 AM	01:08:25	7.55 pH	17.93 °C	582.17 µS/cm	0.70 mg/L	0.49 NTU	-84.5 mV	46.60 ft	0.28 PSU	105.00 ml/min
2/11/2022 11:06 AM	01:12:25	7.55 pH	18.08 °C	581.66 µS/cm	0.65 mg/L	0.39 NTU	-84.0 mV	46.75 ft	0.28 PSU	105.00 ml/min
2/11/2022 11:10 AM	01:16:25	7.56 pH	18.01 °C	584.88 µS/cm	0.61 mg/L	0.42 NTU	-84.5 mV	46.87 ft	0.29 PSU	105.00 ml/min
2/11/2022 11:14 AM	01:20:25	7.56 pH	18.20 °C	583.75 µS/cm	0.56 mg/L	0.41 NTU	-86.0 mV	47.00 ft	0.29 PSU	105.00 ml/min
2/11/2022 11:18 AM	01:24:26	7.56 pH	18.29 °C	583.98 µS/cm	0.54 mg/L	0.43 NTU	-88.2 mV	47.12 ft	0.29 PSU	105.00 ml/min
2/11/2022 11:22 AM	01:28:26	7.57 pH	18.39 °C	582.07 µS/cm	0.53 mg/L	0.39 NTU	-88.0 mV	47.22 ft	0.28 PSU	105.00 ml/min
2/11/2022 11:26 AM	01:32:26	7.58 pH	18.37 °C	581.85 µS/cm	0.50 mg/L	0.29 NTU	-88.7 mV	47.35 ft	0.28 PSU	105.00 ml/min
2/11/2022 11:30 AM	01:36:26	7.58 pH	18.45 °C	581.93 µS/cm	0.50 mg/L	0.29 NTU	-89.6 mV	47.43 ft	0.28 PSU	105.00 ml/min

Samples

Sample ID:	Description:
BGWC-10	Metals, Inorganics, TDS, Radium

Low-Flow Test Report:

Test Date / Time: 2/11/2022 12:30:03 PM
Project: Plant Bowen AP February 2022
Operator Name: William Laaker

Location Name: BGWC-12 **Well Diameter: 2 in** **Casing Type: PVC** **Screen Length: 10 ft** **Top of Screen: 68.28 ft** **Total Depth: 78.28 ft** **Initial Depth to Water: 34.53 ft**	**Pump Type: QED Dedicated** **Tubing Type: LDPE** **Pump Intake From TOC: 73.28 ft** **Estimated Total Volume Pumped: 3200 ml** **Flow Cell Volume: 90 ml** **Final Flow Rate: 160 ml/min** **Final Draw Down: 0.42 ft**	**Instrument Used: Aqua TROLL 400** **Serial Number: 789301**

Test Notes:
Prepurged 1 L

Low-Flow Readings:

Date Time	Elapsed Time	pH	Temperature	Specific Conductivity	RDO Concentration	Turbidity	ORP	Depth to Water	Salinity	Flow
		+/- 0.1	+/- 1000 %	+/- 5 %	+/- 10 %	+/- 5	+/- 1000 %	+/- 0.3	+/- 1000 %	
2/11/2022 12:30 PM	00:00	7.24 pH	19.14 °C	1,184.7 µS/cm	1.67 mg/L	1.51 NTU	-22.4 mV	34.90 ft	0.60 PSU	160.00 ml/min
2/11/2022 12:34 PM	04:00	7.21 pH	19.09 °C	1,165.4 µS/cm	1.63 mg/L	1.19 NTU	-11.6 mV	34.91 ft	0.59 PSU	160.00 ml/min
2/11/2022 12:38 PM	08:00	7.20 pH	19.06 °C	1,167.5 µS/cm	1.62 mg/L	1.19 NTU	-8.3 mV	34.93 ft	0.59 PSU	160.00 ml/min
2/11/2022 12:42 PM	12:00	7.19 pH	18.97 °C	1,176.3 µS/cm	1.62 mg/L	1.73 NTU	-8.3 mV	34.94 ft	0.59 PSU	160.00 ml/min
2/11/2022 12:46 PM	16:00	7.18 pH	19.06 °C	1,180.4 µS/cm	1.60 mg/L	2.44 NTU	-16.1 mV	34.95 ft	0.59 PSU	160.00 ml/min
2/11/2022 12:50 PM	20:00	7.18 pH	19.00 °C	1,190.0 µS/cm	1.57 mg/L	1.97 NTU	-19.2 mV	34.95 ft	0.60 PSU	160.00 ml/min

Samples

Sample ID:	Description:
BGWC-12	Metals, Inorganics, TDS, Radium

Created using VuSitu from In-Situ, Inc.

Low-Flow Test Report:

Test Date / Time: 2/9/2022 2:54:27 PM
Project: Plant Bowen AP February 2022
Operator Name: William Laaker

Location Name: BGWC-14A **Well Diameter: 2 in** **Casing Type: PVC** **Screen Length: 10 ft** **Top of Screen: 89.46 ft** **Total Depth: 99.46 ft** **Initial Depth to Water: 68.19 ft**	**Pump Type: QED Dedicated** **Tubing Type: LDPE** **Pump Intake From TOC: 94.46 ft** **Estimated Total Volume Pumped: 3480 ml** **Flow Cell Volume: 90 ml** **Final Flow Rate: 145 ml/min** **Final Draw Down: 0.02 ft**	**Instrument Used: Aqua TROLL 400** **Serial Number: 789301**

Test Notes:
Prepurged 1 L

Low-Flow Readings:

Date Time	Elapsed Time	pH	Temperature	Specific Conductivity	RDO Concentration	Turbidity	ORP	Depth to Water	Salinity	Flow
		+/- 0.1	+/- 1000 %	+/- 5 %	+/- 10 %	+/- 5	+/- 1000 %	+/- 0.3	+/- 1000 %	
2/9/2022 2:54 PM	00:00	7.01 pH	18.16 °C	928.53 µS/cm	1.53 mg/L	0.37 NTU	19.1 mV	68.21 ft	0.46 PSU	145.00 ml/min
2/9/2022 2:58 PM	04:00	7.03 pH	17.99 °C	797.93 µS/cm	0.78 mg/L	0.33 NTU	13.6 mV	68.21 ft	0.39 PSU	145.00 ml/min
2/9/2022 3:02 PM	08:00	7.03 pH	17.89 °C	760.52 µS/cm	0.57 mg/L	0.32 NTU	11.2 mV	68.21 ft	0.38 PSU	145.00 ml/min
2/9/2022 3:06 PM	12:00	7.02 pH	17.90 °C	745.93 µS/cm	0.50 mg/L	0.33 NTU	9.6 mV	68.21 ft	0.37 PSU	145.00 ml/min
2/9/2022 3:10 PM	16:00	7.02 pH	17.94 °C	737.43 µS/cm	0.47 mg/L	0.30 NTU	8.5 mV	68.21 ft	0.36 PSU	145.00 ml/min
2/9/2022 3:14 PM	20:00	7.01 pH	17.90 °C	732.10 µS/cm	0.46 mg/L	0.33 NTU	7.7 mV	68.21 ft	0.36 PSU	145.00 ml/min
2/9/2022 3:18 PM	24:00	7.01 pH	17.90 °C	728.10 µS/cm	0.46 mg/L	0.32 NTU	7.0 mV	68.21 ft	0.36 PSU	145.00 ml/min

Samples

Sample ID:	Description:
BGWC-14A	Metals, Inorganics, TDS, Radium

Created using VuSitu from In-Situ, Inc.

Low-Flow Test Report:

Test Date / Time: 2/11/2022 10:34:48 AM
Project: Plant Bowen AP February 2022
Operator Name: Meredith Duncan

Location Name: BGWC-16 **Well Diameter: 2 in** **Casing Type: PVC** **Screen Length: 10 ft** **Top of Screen: 38.87 ft** **Total Depth: 48.87 ft** **Initial Depth to Water: 14.86 ft**	**Pump Type: QED Dedicated** **Tubing Type: PVC** **Pump Intake From TOC: 43.87 ft** **Estimated Total Volume Pumped: 2500 ml** **Flow Cell Volume: 90 ml** **Final Flow Rate: 125 ml/min** **Final Draw Down: -0.01 ft**	**Instrument Used: Aqua TROLL 400** **Serial Number: 893479**

Test Notes:
Prepurge 2L
DUP-2

Low-Flow Readings:

Date Time	Elapsed Time	pH	Temperature	Specific Conductivity	RDO Concentration	Turbidity	ORP	Depth to Water	Flow
		+/- 0.1	+/- 1000	+/- 5 %	+/- 10 %	+/- 5	+/- 1000	+/- 0.3	
2/11/2022 10:34 AM	00:00	6.57 pH	18.33 °C	910.90 µS/cm	0.68 mg/L	0.49 NTU	15.9 mV	14.86 ft	125.00 ml/min
2/11/2022 10:38 AM	04:00	6.57 pH	18.49 °C	956.66 µS/cm	0.36 mg/L	0.28 NTU	46.1 mV	14.86 ft	125.00 ml/min
2/11/2022 10:42 AM	08:00	6.57 pH	18.58 °C	956.83 µS/cm	0.35 mg/L	0.69 NTU	55.3 mV	14.86 ft	125.00 ml/min
2/11/2022 10:46 AM	12:00	6.56 pH	18.57 °C	959.49 µS/cm	0.23 mg/L	0.33 NTU	60.7 mV	14.87 ft	125.00 ml/min
2/11/2022 10:50 AM	16:00	6.57 pH	18.68 °C	988.76 µS/cm	0.19 mg/L	0.40 NTU	65.5 mV	14.86 ft	125.00 ml/min
2/11/2022 10:54 AM	20:00	6.57 pH	18.89 °C	986.28 µS/cm	0.20 mg/L	0.31 NTU	69.1 mV	14.85 ft	125.00 ml/min

Samples

Sample ID:	Description:
BGWC-16	Metals, Inorganic, TDS, Radium
DUP-2	Metals, Inorganic, TDS, Radium

Created using VuSitu from In-Situ, Inc.

Low-Flow Test Report:

Test Date / Time: 2/11/2022 12:18:48 PM
Project: Plant Bowen AP February 2022
Operator Name: Meredith Duncan

Location Name: BGWC-17 **Well Diameter: 2 in** **Casing Type: PVC** **Screen Length: 10 ft** **Top of Screen: 58.39 ft** **Total Depth: 68.39 ft** **Initial Depth to Water: 13.23 ft**	**Pump Type: QED Dedicated** **Tubing Type: PVC** **Pump Intake From TOC: 63.39 ft** **Estimated Total Volume Pumped: 2600 ml** **Flow Cell Volume: 90 ml** **Final Flow Rate: 130 ml/min** **Final Draw Down: 0.02 ft**	**Instrument Used: Aqua TROLL 400** **Serial Number: 893479**

Test Notes:
Prepurge 2L

Low-Flow Readings:

Date Time	Elapsed Time	pH	Temperature	Specific Conductivity	RDO Concentration	Turbidity	ORP	Depth to Water	Flow
		+/- 0.1	+/- 1000	+/- 5 %	+/- 10 %	+/- 5	+/- 1000	+/- 0.3	
2/11/2022 12:18 PM	00:00	7.27 pH	18.89 °C	596.43 µS/cm	0.60 mg/L	0.47 NTU	-38.8 mV	13.23 ft	130.00 ml/min
2/11/2022 12:22 PM	04:00	7.28 pH	18.88 °C	593.57 µS/cm	0.40 mg/L	0.48 NTU	24.5 mV	13.24 ft	130.00 ml/min
2/11/2022 12:26 PM	08:00	7.27 pH	18.98 °C	593.67 µS/cm	0.33 mg/L	0.38 NTU	51.6 mV	13.25 ft	130.00 ml/min
2/11/2022 12:30 PM	12:00	7.27 pH	18.89 °C	594.19 µS/cm	0.28 mg/L	0.36 NTU	65.5 mV	13.25 ft	130.00 ml/min
2/11/2022 12:34 PM	16:00	7.27 pH	18.91 °C	594.55 µS/cm	0.25 mg/L	0.39 NTU	72.6 mV	13.25 ft	130.00 ml/min
2/11/2022 12:38 PM	20:00	7.27 pH	18.71 °C	595.77 µS/cm	0.23 mg/L	0.34 NTU	76.7 mV	13.25 ft	130.00 ml/min

Samples

Sample ID:	Description:
BGWC-17	Metals, Inorganic, TDS, Radium

Created using VuSitu from In-Situ, Inc.

Low-Flow Test Report:

Test Date / Time: 2/16/2022 9:04:14 AM
Project: Plant Bowen AP February 2022
Operator Name: Meredith Duncan

Location Name: BGWC-18 **Well Diameter: 2 in** **Casing Type: PVC** **Screen Length: 10 ft** **Top of Screen: 27.95 ft** **Total Depth: 37.95 ft** **Initial Depth to Water: 13.09 ft**	**Pump Type: QED Dedicated** **Tubing Type: PVC** **Pump Intake From TOC: 32.95 ft** **Estimated Total Volume Pumped: 3200 ml** **Flow Cell Volume: 90 ml** **Final Flow Rate: 160 ml/min** **Final Draw Down: 0.01 ft**	**Instrument Used: Aqua TROLL 400** **Serial Number: 893479**

Test Notes:
Prepurge 2L

Low-Flow Readings:

Date Time	Elapsed Time	pH	Temperature	Specific Conductivity	RDO Concentration	Turbidity	ORP	Depth to Water	Flow
		+/- 0.1	+/- 1000	+/- 5 %	+/- 10 %	+/- 5	+/- 1000	+/- 0.3	
2/16/2022 9:04 AM	00:00	6.52 pH	15.54 °C	456.27 µS/cm	1.15 mg/L	1.56 NTU	96.7 mV	13.09 ft	160.00 ml/min
2/16/2022 9:08 AM	04:00	6.41 pH	15.91 °C	411.82 µS/cm	1.08 mg/L	0.87 NTU	95.2 mV	13.09 ft	160.00 ml/min
2/16/2022 9:12 AM	08:00	6.38 pH	15.74 °C	402.26 µS/cm	1.02 mg/L	0.43 NTU	89.6 mV	13.09 ft	160.00 ml/min
2/16/2022 9:16 AM	12:00	6.37 pH	15.67 °C	399.78 µS/cm	0.98 mg/L	0.27 NTU	80.5 mV	13.10 ft	160.00 ml/min
2/16/2022 9:20 AM	16:00	6.37 pH	15.81 °C	399.61 µS/cm	0.95 mg/L	0.21 NTU	74.9 mV	13.10 ft	160.00 ml/min
2/16/2022 9:24 AM	20:00	6.37 pH	15.79 °C	398.66 µS/cm	0.95 mg/L	0.16 NTU	69.6 mV	13.10 ft	160.00 ml/min

Samples

Sample ID:	Description:
BGWC-18	Metals, Inorganic, TDS, Radium

Created using VuSitu from In-Situ, Inc.

Low-Flow Test Report:

Test Date / Time: 2/16/2022 10:29:13 AM
Project: Plant Bowen AP February 2022
Operator Name: Meredith Duncan

Location Name: BGWC-19 **Well Diameter: 2 in** **Casing Type: PVC** **Screen Length: 10 ft** **Top of Screen: 44.58 ft** **Total Depth: 54.58 ft** **Initial Depth to Water: 15.37 ft**	**Pump Type: QED Dedicated** **Tubing Type: PVC** **Pump Intake From TOC: 49.58 ft** **Estimated Total Volume Pumped: 4080 ml** **Flow Cell Volume: 90 ml** **Final Flow Rate: 170 ml/min** **Final Draw Down: 0.07 ft**	**Instrument Used: Aqua TROLL 400** **Serial Number: 893479**

Test Notes:
Prepurge 2.8L

Low-Flow Readings:

Date Time	Elapsed Time	pH	Temperature	Specific Conductivity	RDO Concentration	Turbidity	ORP	Depth to Water	Flow
		+/- 0.1	+/- 1000	+/- 5 %	+/- 10 %	+/- 5	+/- 1000	+/- 0.3	
2/16/2022 10:29 AM	00:00	6.56 pH	16.57 °C	413.99 µS/cm	0.92 mg/L	1.03 NTU	77.6 mV	15.37 ft	170.00 ml/min
2/16/2022 10:33 AM	04:00	6.56 pH	16.75 °C	429.93 µS/cm	0.71 mg/L	1.62 NTU	66.6 mV	15.41 ft	170.00 ml/min
2/16/2022 10:37 AM	08:00	6.57 pH	16.39 °C	439.96 µS/cm	0.58 mg/L	2.09 NTU	63.7 mV	15.43 ft	170.00 ml/min
2/16/2022 10:41 AM	12:00	6.57 pH	17.02 °C	442.60 µS/cm	0.50 mg/L	2.55 NTU	62.4 mV	15.43 ft	170.00 ml/min
2/16/2022 10:45 AM	16:00	6.57 pH	16.66 °C	446.38 µS/cm	0.42 mg/L	2.72 NTU	60.5 mV	15.43 ft	170.00 ml/min
2/16/2022 10:49 AM	20:00	6.57 pH	16.44 °C	450.03 µS/cm	0.33 mg/L	2.45 NTU	60.4 mV	15.44 ft	170.00 ml/min
2/16/2022 10:53 AM	24:00	6.57 pH	16.70 °C	451.73 µS/cm	0.30 mg/L	2.69 NTU	58.9 mV	15.44 ft	170.00 ml/min

Samples

Sample ID:	Description:
BGWC-19	Metals, Inorganic, TDS, Radium

Created using VuSitu from In-Situ, Inc.

Low-Flow Test Report:

Test Date / Time: 2/16/2022 11:48:46 AM
Project: Plant Bowen AP February 2022
Operator Name: Meredith Duncan

Location Name: BGWC-20 **Well Diameter: 2 in** **Casing Type: PVC** **Screen Length: 10 ft** **Top of Screen: 39.73 ft** **Total Depth: 49.73 ft** **Initial Depth to Water: 16.44 ft**	**Pump Type: QED Dedicated** **Tubing Type: PVC** **Pump Intake From TOC: 44.73 ft** **Estimated Total Volume Pumped: 11340 ml** **Flow Cell Volume: 90 ml** **Final Flow Rate: 135 ml/min** **Final Draw Down: 6.21 ft**	**Instrument Used: Aqua TROLL 400** **Serial Number: 893479**

Test Notes:
Prepurge 2L

Low-Flow Readings:

Date Time	Elapsed Time	pH	Temperature	Specific Conductivity	RDO Concentration	Turbidity	ORP	Depth to Water	Flow
		+/- 0.1	+/- 1000	+/- 5 %	+/- 10 %	+/- 5	+/- 1000	+/- 0.3	
2/16/2022 11:48 AM	00:00	7.25 pH	17.55 °C	1,611.5 µS/cm	1.18 mg/L	0.45 NTU	-42.1 mV	16.44 ft	135.00 ml/min
2/16/2022 11:52 AM	04:00	7.30 pH	17.48 °C	1,610.9 µS/cm	0.44 mg/L	0.24 NTU	-14.4 mV	17.56 ft	135.00 ml/min
2/16/2022 11:56 AM	08:00	7.30 pH	17.34 °C	1,607.2 µS/cm	1.13 mg/L	0.10 NTU	-1.1 mV	17.74 ft	135.00 ml/min
2/16/2022 12:00 PM	12:00	7.28 pH	17.41 °C	1,602.8 µS/cm	2.14 mg/L	0.07 NTU	8.0 mV	18.31 ft	135.00 ml/min
2/16/2022 12:04 PM	16:00	7.28 pH	17.46 °C	1,604.7 µS/cm	2.45 mg/L	-0.04 NTU	10.4 mV	18.81 ft	135.00 ml/min
2/16/2022 12:08 PM	20:00	7.28 pH	17.61 °C	1,606.0 µS/cm	2.48 mg/L	-0.20 NTU	10.9 mV	19.28 ft	135.00 ml/min
2/16/2022 12:12 PM	24:00	7.29 pH	17.74 °C	1,611.1 µS/cm	2.40 mg/L	-0.27 NTU	10.9 mV	19.73 ft	135.00 ml/min
2/16/2022 12:16 PM	28:00	7.29 pH	17.73 °C	1,611.3 µS/cm	2.28 mg/L	-0.25 NTU	10.4 mV	20.11 ft	135.00 ml/min
2/16/2022 12:20 PM	32:00	7.29 pH	17.72 °C	1,610.4 µS/cm	2.14 mg/L	-0.28 NTU	8.9 mV	20.49 ft	135.00 ml/min
2/16/2022 12:24 PM	36:00	7.30 pH	17.79 °C	1,612.3 µS/cm	2.02 mg/L	-0.16 NTU	7.6 mV	20.83 ft	135.00 ml/min
2/16/2022 12:28 PM	40:00	7.30 pH	17.77 °C	1,615.5 µS/cm	1.89 mg/L	-0.27 NTU	6.6 mV	21.14 ft	135.00 ml/min
2/16/2022 12:32 PM	44:00	7.30 pH	17.82 °C	1,618.0 µS/cm	1.77 mg/L	-0.18 NTU	5.3 mV	21.44 ft	135.00 ml/min
2/16/2022 12:36 PM	48:00	7.30 pH	17.94 °C	1,617.9 µS/cm	1.65 mg/L	-0.21 NTU	4.2 mV	21.69 ft	135.00 ml/min
2/16/2022 12:40 PM	52:00	7.30 pH	18.13 °C	1,621.1 µS/cm	1.55 mg/L	-0.24 NTU	3.2 mV	21.90 ft	135.00 ml/min
2/16/2022 12:44 PM	56:00	7.30 pH	18.06 °C	1,613.5 µS/cm	1.46 mg/L	-0.29 NTU	4.9 mV	22.17 ft	135.00 ml/min

2/16/2022 12:48 PM	01:00:00	7.30 pH	18.18 °C	1,608.0 µS/cm	1.38 mg/L	-0.21 NTU	6.2 mV	22.34 ft	135.00 ml/min
2/16/2022 12:52 PM	01:04:00	7.30 pH	18.18 °C	1,606.1 µS/cm	1.28 mg/L	-0.23 NTU	5.9 mV	22.55 ft	135.00 ml/min
2/16/2022 12:56 PM	01:08:00	7.30 pH	18.11 °C	1,601.7 µS/cm	1.21 mg/L	-0.27 NTU	6.5 mV	22.62 ft	135.00 ml/min
2/16/2022 1:00 PM	01:12:00	7.30 pH	18.00 °C	1,602.3 µS/cm	1.06 mg/L	-0.27 NTU	5.5 mV	22.64 ft	135.00 ml/min
2/16/2022 1:04 PM	01:16:00	7.30 pH	17.82 °C	1,603.4 µS/cm	0.87 mg/L	-0.21 NTU	4.7 mV	22.65 ft	135.00 ml/min
2/16/2022 1:08 PM	01:20:00	7.31 pH	17.86 °C	1,603.5 µS/cm	0.76 mg/L	-0.23 NTU	4.2 mV	22.65 ft	135.00 ml/min
2/16/2022 1:12 PM	01:24:00	7.31 pH	18.07 °C	1,598.7 µS/cm	0.73 mg/L	-0.33 NTU	4.4 mV	22.65 ft	135.00 ml/min

Samples

Sample ID:	Description:
BGWC-20	Metals, Inorganic, TDS, Radium

Low-Flow Test Report:

Test Date / Time: 2/16/2022 2:16:39 PM
Project: Plant Bowen AP February 2022
Operator Name: Kevin Stephenson

Location Name: BGWC-21 **Well Diameter: 2 in** **Casing Type: PVC** **Screen Length: 10 ft** **Top of Screen: 42.99 ft** **Total Depth: 52.99 ft** **Initial Depth to Water: 22.33 ft**	**Pump Type: QED Dedicated** **Tubing Type: LDPE** **Pump Intake From TOC: 47.99 ft** **Estimated Total Volume Pumped: 3360 ml** **Flow Cell Volume: 90 ml** **Final Flow Rate: 140 ml/min** **Final Draw Down: 0.28 ft**	**Instrument Used: Aqua TROLL 400** **Serial Number: 789317**

Test Notes:
Pre-purged 2 liters.

Low-Flow Readings:

Date Time	Elapsed Time	pH	Temperature	Specific Conductivity	RDO Concentration	Turbidity	ORP	Depth to Water	Salinity	Flow
		+/- 0.1	+/- 1000 %	+/- 5 %	+/- 10 %	+/- 5	+/- 1000 %	+/- 0.3	+/- 1000 %	
2/16/2022 2:16 PM	00:00	7.85 pH	21.01 °C	369.47 µS/cm	1.13 mg/L	2.44 NTU	21.7 mV	22.61 ft	0.18 PSU	140.00 ml/min
2/16/2022 2:20 PM	04:00	7.91 pH	18.80 °C	383.83 µS/cm	0.67 mg/L	2.85 NTU	10.5 mV	22.61 ft	0.19 PSU	140.00 ml/min
2/16/2022 2:24 PM	08:00	7.92 pH	18.51 °C	387.98 µS/cm	0.56 mg/L	2.58 NTU	5.5 mV	22.61 ft	0.19 PSU	140.00 ml/min
2/16/2022 2:28 PM	12:00	7.91 pH	18.78 °C	389.90 µS/cm	0.51 mg/L	2.08 NTU	2.3 mV	22.61 ft	0.19 PSU	140.00 ml/min
2/16/2022 2:32 PM	16:00	7.91 pH	18.69 °C	391.64 µS/cm	0.49 mg/L	1.89 NTU	1.3 mV	22.61 ft	0.19 PSU	140.00 ml/min
2/16/2022 2:36 PM	20:00	7.90 pH	18.56 °C	394.11 µS/cm	0.47 mg/L	1.67 NTU	0.4 mV	22.61 ft	0.19 PSU	140.00 ml/min
2/16/2022 2:40 PM	24:00	7.90 pH	18.91 °C	394.22 µS/cm	0.47 mg/L	1.52 NTU	-0.2 mV	22.61 ft	0.19 PSU	140.00 ml/min

Samples

Sample ID:	Description:
BGWC-21	Metals, Inorganics, TDS, Radium

Created using VuSitu from In-Situ, Inc.

Low-Flow Test Report:

Test Date / Time: 2/15/2022 9:55:34 AM
Project: Plant Bowen AP February 2022
Operator Name: Meredith Duncan

Location Name: BGWC-22 **Well Diameter: 2 in** **Casing Type: PVC** **Screen Length: 10 ft** **Top of Screen: 33.05 ft** **Total Depth: 43.05 ft** **Initial Depth to Water: 26.835 ft**	**Pump Type: GEOTech Peristaltic** **Tubing Type: PVC** **Pump Intake From TOC: 38.05 ft** **Estimated Total Volume Pumped: 3600 ml** **Flow Cell Volume: 90 ml** **Final Flow Rate: 150 ml/min** **Final Draw Down: 0.045 ft**	**Instrument Used: Aqua TROLL 400** **Serial Number: 893479**

Test Notes:
Prepurge 3L
Sulfur smell
DUP-3

Low-Flow Readings:

Date Time	Elapsed Time	pH	Temperature	Specific Conductivity	RDO Concentration	Turbidity	ORP	Depth to Water	Flow
		+/- 0.1	+/- 1000	+/- 5 %	+/- 10 %	+/- 5	+/- 1000	+/- 0.3	
2/15/2022 9:55 AM	00:00	6.89 pH	16.58 °C	3,873.5 µS/cm	0.24 mg/L	12.50 NTU	-97.4 mV	26.84 ft	150.00 ml/min
2/15/2022 9:59 AM	04:00	6.89 pH	16.83 °C	3,850.3 µS/cm	0.19 mg/L	7.01 NTU	-62.5 mV	26.87 ft	150.00 ml/min
2/15/2022 10:03 AM	08:00	6.88 pH	17.02 °C	3,865.4 µS/cm	0.17 mg/L	5.30 NTU	-48.3 mV	26.88 ft	150.00 ml/min
2/15/2022 10:07 AM	12:00	6.87 pH	17.15 °C	3,843.9 µS/cm	0.16 mg/L	4.07 NTU	-40.7 mV	26.88 ft	150.00 ml/min
2/15/2022 10:11 AM	16:00	6.88 pH	17.28 °C	3,833.4 µS/cm	0.16 mg/L	2.78 NTU	-35.8 mV	26.88 ft	150.00 ml/min
2/15/2022 10:15 AM	20:00	6.87 pH	17.38 °C	3,816.2 µS/cm	0.14 mg/L	1.59 NTU	-31.2 mV	26.88 ft	150.00 ml/min
2/15/2022 10:19 AM	24:00	6.89 pH	17.47 °C	3,811.1 µS/cm	0.14 mg/L	1.43 NTU	-27.2 mV	26.88 ft	150.00 ml/min

Samples

Sample ID:	Description:
BGWC-22	Metals, Inorganic, TDS, Radium
DUP-3	Metals, Inorganic, TDS, Radium

Low-Flow Test Report:

Test Date / Time: 2/14/2022 2:58:12 PM
Project: Plant Bowen AP February 2022
Operator Name: Kevin Stephenson

Location Name: BGWC-23 **Well Diameter: 2 in** **Casing Type: PVC** **Screen Length: 10 ft** **Top of Screen: 40.95 ft** **Total Depth: 50.95 ft** **Initial Depth to Water: 31.43 ft**	**Pump Type: QED Bladder** **Tubing Type: LDPE** **Pump Intake From TOC: 45.95 ft** **Estimated Total Volume Pumped: 1920 ml** **Flow Cell Volume: 90 ml** **Final Flow Rate: 120 ml/min** **Final Draw Down: 1.38 ft**	**Instrument Used: Aqua TROLL 400** **Serial Number: 789317**

Test Notes:
Pre-purged 2 liters.

Low-Flow Readings:

Date Time	Elapsed Time	pH	Temperature	Specific Conductivity	RDO Concentration	Turbidity	ORP	Depth To Water	Salinity	Flow
		+/- 0.1	+/- 1000 %	+/- 5 %	+/- 10 %	+/- 5	+/- 1000 %	+/- 0.3	+/- 1000 %	
2/14/2022 2:58 PM	00:00	7.18 pH	17.13 °C	4,044.7 µS/cm	0.19 mg/L	3.73 NTU	-127.2 mV	32.68 ft	2.16 PSU	120.00 ml/min
2/14/2022 3:02 PM	04:00	7.17 pH	17.17 °C	4,066.1 µS/cm	0.16 mg/L	3.31 NTU	-107.1 mV	32.73 ft	2.18 PSU	120.00 ml/min
2/14/2022 3:06 PM	08:00	7.16 pH	17.04 °C	4,120.6 µS/cm	0.14 mg/L	2.82 NTU	-104.7 mV	32.77 ft	2.21 PSU	120.00 ml/min
2/14/2022 3:10 PM	12:00	7.16 pH	16.91 °C	4,156.1 µS/cm	0.13 mg/L	2.31 NTU	-101.1 mV	32.81 ft	2.23 PSU	120.00 ml/min
2/14/2022 3:14 PM	16:00	7.15 pH	17.11 °C	4,178.7 µS/cm	0.12 mg/L	1.95 NTU	-98.8 mV	32.81 ft	2.24 PSU	120.00 ml/min

Samples

Sample ID:	Description:
BGWC-23	Metals, Inorganics, TDS, Radium

Created using VuSitu from In-Situ, Inc.

Low-Flow Test Report:

Test Date / Time: 2/15/2022 11:52:59 AM
Project: Plant Bowen AP February 2022
Operator Name: Meredith Duncan

Location Name: BGWC-24 **Well Diameter: 2 in** **Casing Type: PVC** **Screen Length: 10 ft** **Top of Screen: 56.11 ft** **Total Depth: 66.11 ft** **Initial Depth to Water: 18.23 ft**	**Pump Type: GEOTech Peristaltic** **Tubing Type: PVC** **Pump Intake From TOC: 61.11 ft** **Estimated Total Volume Pumped: 11360 ml** **Flow Cell Volume: 90 ml** **Final Flow Rate: 140 ml/min** **Final Draw Down: 6.26 ft**	**Instrument Used: Aqua TROLL 400** **Serial Number: 893479**

Test Notes:
Prepurge 2.5L
Sulfur smell
At 1303PM pump rate to 140ml/min to decrease drawdown rate

Low-Flow Readings:

Date Time	Elapsed Time	pH	Temperature	Specific Conductivity	RDO Concentration	Turbidity	ORP	Depth to Water	Flow
		+/- 0.1	+/- 1000	+/- 5 %	+/- 10 %	+/- 5	+/- 1000	+/- 0.3	
2/15/2022 11:52 AM	00:00	6.60 pH	19.12 °C	4,654.9 µS/cm	0.33 mg/L	1.18 NTU	-93.8 mV	18.33 ft	150.00 ml/min
2/15/2022 11:56 AM	04:00	6.62 pH	19.06 °C	4,611.3 µS/cm	0.27 mg/L	1.58 NTU	-85.1 mV	18.85 ft	150.00 ml/min
2/15/2022 12:00 PM	08:00	6.67 pH	19.03 °C	4,605.3 µS/cm	0.23 mg/L	1.02 NTU	-109.6 mV	19.45 ft	150.00 ml/min
2/15/2022 12:04 PM	12:00	6.69 pH	19.15 °C	4,594.1 µS/cm	0.21 mg/L	1.40 NTU	-127.2 mV	19.98 ft	150.00 ml/min
2/15/2022 12:08 PM	16:00	6.71 pH	19.20 °C	4,579.3 µS/cm	0.20 mg/L	2.13 NTU	-137.0 mV	20.45 ft	150.00 ml/min
2/15/2022 12:12 PM	20:00	6.70 pH	19.26 °C	4,562.4 µS/cm	0.19 mg/L	1.80 NTU	-142.6 mV	20.86 ft	150.00 ml/min
2/15/2022 12:16 PM	24:00	6.71 pH	19.29 °C	4,559.8 µS/cm	0.18 mg/L	1.15 NTU	-148.2 mV	21.25 ft	150.00 ml/min
2/15/2022 12:20 PM	28:00	6.70 pH	19.27 °C	4,550.6 µS/cm	0.17 mg/L	1.31 NTU	-147.2 mV	21.60 ft	150.00 ml/min
2/15/2022 12:24 PM	32:00	6.70 pH	19.24 °C	4,542.9 µS/cm	0.16 mg/L	1.43 NTU	-149.8 mV	21.85 ft	150.00 ml/min
2/15/2022 12:28 PM	36:00	6.72 pH	19.33 °C	4,540.2 µS/cm	0.15 mg/L	0.78 NTU	-160.6 mV	22.18 ft	150.00 ml/min
2/15/2022 12:32 PM	40:00	6.73 pH	19.42 °C	4,508.3 µS/cm	0.14 mg/L	1.84 NTU	-167.7 mV	22.56 ft	150.00 ml/min
2/15/2022 12:36 PM	44:00	6.74 pH	19.43 °C	4,493.2 µS/cm	0.13 mg/L	1.12 NTU	-170.6 mV	22.90 ft	150.00 ml/min
2/15/2022 12:40 PM	48:00	6.74 pH	19.42 °C	4,487.8 µS/cm	0.13 mg/L	1.42 NTU	-174.1 mV	23.20 ft	150.00 ml/min
2/15/2022 12:44 PM	52:00	6.74 pH	19.46 °C	4,479.8 µS/cm	0.12 mg/L	2.03 NTU	-173.6 mV	23.49 ft	150.00 ml/min

2/15/2022 12:48 PM	56:00	6.74 pH	19.43 °C	4,479.8 µS/cm	0.12 mg/L	1.04 NTU	-175.2 mV	23.73 ft	150.00 ml/min
2/15/2022 12:52 PM	01:00:00	6.73 pH	19.53 °C	4,470.1 µS/cm	0.12 mg/L	1.53 NTU	-174.7 mV	23.97 ft	150.00 ml/min
2/15/2022 12:56 PM	01:04:00	6.74 pH	19.44 °C	4,445.2 µS/cm	0.11 mg/L	1.37 NTU	-172.6 mV	24.17 ft	150.00 ml/min
2/15/2022 1:00 PM	01:08:00	6.73 pH	19.38 °C	4,466.4 µS/cm	0.11 mg/L	0.50 NTU	-172.4 mV	24.36 ft	150.00 ml/min
2/15/2022 1:04 PM	01:12:00	6.68 pH	19.40 °C	4,489.4 µS/cm	0.12 mg/L	0.48 NTU	-159.5 mV	24.44 ft	140.00 ml/min
2/15/2022 1:08 PM	01:16:00	6.66 pH	19.51 °C	4,515.2 µS/cm	0.12 mg/L	1.29 NTU	-143.1 mV	24.49 ft	140.00 ml/min

Samples

Sample ID:	Description:
BGWC-24	Metals, Inorganic, TDS, Radium

Low-Flow Test Report:

Test Date / Time: 2/16/2022 1:14:24 PM
Project: Plant Bowen AP February 2022
Operator Name: William Laaker

Location Name: BGWC-25 **Well Diameter: 2 in** **Casing Type: PVC** **Screen Length: 10 ft** **Top of Screen: 47.87 ft** **Total Depth: 57.87 ft** **Initial Depth to Water: 17.61 ft**	**Pump Type: QED Dedicated** **Tubing Type: LDPE** **Pump Intake From TOC: 52.87 ft** **Estimated Total Volume Pumped: 6880 ml** **Flow Cell Volume: 90 ml** **Final Flow Rate: 130 ml/min** **Final Draw Down: 8 ft**	**Instrument Used: Aqua TROLL 400** **Serial Number: 789301**

Test Notes:
Prepurged 4 L
Organic debris in water. Well historically does not stabilize WL until draw down 8-10 feet. At 24:00 lowered pump rate to 130 mL/min to stabilize drawdown.

Low-Flow Readings:

Date Time	Elapsed Time	pH	Temperature	Specific Conductivity	RDO Concentration	Turbidity	ORP	Depth to Water	Salinity	Flow
		+/- 0.1	+/- 1000 %	+/- 5 %	+/- 10 %	+/- 5	+/- 1000 %	+/- 0.3	+/- 1000 %	
2/16/2022 1:14 PM	00:00	7.44 pH	19.33 °C	422.29 µS/cm	0.30 mg/L	1.55 NTU	-64.1 mV	22.80 ft	0.20 PSU	200.00 ml/min
2/16/2022 1:18 PM	04:00	7.38 pH	17.69 °C	429.93 µS/cm	0.09 mg/L	1.53 NTU	-68.6 mV	23.08 ft	0.21 PSU	200.00 ml/min
2/16/2022 1:22 PM	08:00	7.32 pH	17.50 °C	431.17 µS/cm	0.08 mg/L	1.29 NTU	-72.8 mV	23.67 ft	0.21 PSU	200.00 ml/min
2/16/2022 1:26 PM	12:00	7.31 pH	17.48 °C	431.25 µS/cm	0.09 mg/L	1.42 NTU	-73.2 mV	24.32 ft	0.21 PSU	200.00 ml/min
2/16/2022 1:30 PM	16:00	7.30 pH	17.45 °C	430.43 µS/cm	0.10 mg/L	1.39 NTU	-73.7 mV	24.84 ft	0.21 PSU	200.00 ml/min
2/16/2022 1:34 PM	20:00	7.30 pH	17.48 °C	429.37 µS/cm	0.10 mg/L	1.20 NTU	-73.9 mV	25.36 ft	0.21 PSU	200.00 ml/min
2/16/2022 1:38 PM	24:00	7.30 pH	17.45 °C	427.92 µS/cm	0.11 mg/L	1.17 NTU	-73.5 mV	25.52 ft	0.21 PSU	130.00 ml/min
2/16/2022 1:42 PM	28:00	7.30 pH	17.39 °C	426.72 µS/cm	0.10 mg/L	1.02 NTU	-73.7 mV	25.55 ft	0.21 PSU	130.00 ml/min
2/16/2022 1:46 PM	32:00	7.30 pH	17.37 °C	424.45 µS/cm	0.12 mg/L	0.87 NTU	-74.4 mV	25.56 ft	0.21 PSU	130.00 ml/min
2/16/2022 1:50 PM	36:00	7.30 pH	17.50 °C	423.15 µS/cm	0.13 mg/L	0.79 NTU	-76.6 mV	25.59 ft	0.20 PSU	130.00 ml/min
2/16/2022 1:54 PM	40:00	7.30 pH	17.50 °C	420.34 µS/cm	0.13 mg/L	0.69 NTU	-76.1 mV	25.61 ft	0.20 PSU	130.00 ml/min

Samples

Sample ID:	Description:
BGWC-25	Metals, Inorganics, TDS, Radium

Low-Flow Test Report:

Test Date / Time: 2/10/2022 2:31:12 PM
Project: Plant Bowen AP February 2022
Operator Name: William Laaker

Location Name: BGWA-29 **Well Diameter: 2 in** **Casing Type: PVC** **Screen Length: 10 ft** **Top of Screen: 89.03 ft** **Total Depth: 99.03 ft** **Initial Depth to Water: 45.22 ft**	**Pump Type: QED Dedicated** **Tubing Type: LDPE** **Pump Intake From TOC: 94.03 ft** **Estimated Total Volume Pumped: 5280 ml** **Flow Cell Volume: 90 ml** **Final Flow Rate: 180 ml/min** **Final Draw Down: 0.03 ft**	**Instrument Used: Aqua TROLL 400** **Serial Number: 789301**

Test Notes:
Prepurged 1 L
At 20:00, raised pump rate to 180 mL/min.

Low-Flow Readings:

Date Time	Elapsed Time	pH	Temperature	Specific Conductivity	RDO Concentration	Turbidity	ORP	Depth to Water	Salinity	Flow
		+/- 0.1	+/- 1000 %	+/- 5 %	+/- 10 %	+/- 5	+/- 1000 %	+/- 0.3	+/- 1000 %	
2/10/2022 2:31 PM	00:00	7.52 pH	18.57 °C	203.82 µS/cm	7.32 mg/L	0.02 NTU	62.5 mV	45.24 ft	0.10 PSU	120.00 ml/min
2/10/2022 2:35 PM	04:00	7.65 pH	18.50 °C	200.83 µS/cm	7.81 mg/L	0.04 NTU	48.6 mV	45.24 ft	0.10 PSU	120.00 ml/min
2/10/2022 2:39 PM	08:00	7.77 pH	18.54 °C	199.22 µS/cm	7.97 mg/L	0.19 NTU	44.2 mV	45.24 ft	0.09 PSU	120.00 ml/min
2/10/2022 2:43 PM	12:00	7.86 pH	18.49 °C	197.89 µS/cm	8.09 mg/L	0.09 NTU	40.0 mV	45.24 ft	0.09 PSU	120.00 ml/min
2/10/2022 2:47 PM	16:00	7.94 pH	18.35 °C	196.14 µS/cm	8.14 mg/L	0.04 NTU	38.1 mV	45.24 ft	0.09 PSU	120.00 ml/min
2/10/2022 2:51 PM	20:00	8.01 pH	18.17 °C	194.74 µS/cm	8.34 mg/L	0.14 NTU	36.3 mV	45.25 ft	0.09 PSU	180.00 ml/min
2/10/2022 2:55 PM	24:00	8.04 pH	18.12 °C	193.46 µS/cm	8.41 mg/L	0.14 NTU	35.4 mV	45.25 ft	0.09 PSU	180.00 ml/min
2/10/2022 2:59 PM	28:00	8.06 pH	18.11 °C	192.34 µS/cm	8.47 mg/L	0.01 NTU	34.3 mV	45.25 ft	0.09 PSU	180.00 ml/min
2/10/2022 3:03 PM	32:00	8.07 pH	18.03 °C	191.26 µS/cm	8.55 mg/L	0.02 NTU	33.8 mV	45.25 ft	0.09 PSU	180.00 ml/min
2/10/2022 3:07 PM	36:00	8.09 pH	18.05 °C	189.67 µS/cm	8.53 mg/L	0.01 NTU	33.9 mV	45.25 ft	0.09 PSU	180.00 ml/min

Samples

Sample ID:	Description:
BGWA-29	Metals, Inorganics, TDS, Radium

Low-Flow Test Report:

Test Date / Time: 2/14/2022 10:48:47 AM
Project: Plant Bowen AP February 2022
Operator Name: Meredith Duncan

Location Name: BGWC-30 **Well Diameter: 2 in** **Casing Type: PVC** **Screen Length: 10 ft** **Top of Screen: 49.98 ft** **Total Depth: 59.98 ft** **Initial Depth to Water: 25.73 ft**	**Pump Type: QED Bladder** **Tubing Type: PVC** **Pump Intake From TOC: 54.98 ft** **Estimated Total Volume Pumped: 4800 ml** **Flow Cell Volume: 90 ml** **Final Flow Rate: 120 ml/min** **Final Draw Down: 0.01 ft**	**Instrument Used: Aqua TROLL 400** **Serial Number: 893479**

Test Notes:
Prepurge 2L

Low-Flow Readings:

Date Time	Elapsed Time	pH	Temperature	Specific Conductivity	RDO Concentration	Turbidity	ORP	Depth to Water	Flow
		+/- 0.1	+/- 1000	+/- 5 %	+/- 10 %	+/- 5	+/- 1000	+/- 0.3	
2/14/2022 10:48 AM	00:00	7.27 pH	18.53 °C	855.03 µS/cm	3.06 mg/L	36.40 NTU	156.2 mV	25.73 ft	120.00 ml/min
2/14/2022 10:52 AM	04:00	7.28 pH	18.71 °C	844.49 µS/cm	2.88 mg/L	28.10 NTU	130.8 mV	25.73 ft	120.00 ml/min
2/14/2022 10:56 AM	08:00	7.28 pH	18.80 °C	844.29 µS/cm	2.81 mg/L	19.10 NTU	114.7 mV	25.73 ft	120.00 ml/min
2/14/2022 11:00 AM	12:00	7.29 pH	18.89 °C	842.12 µS/cm	2.78 mg/L	12.70 NTU	99.2 mV	25.73 ft	120.00 ml/min
2/14/2022 11:04 AM	16:00	7.29 pH	18.89 °C	840.07 µS/cm	2.77 mg/L	11.10 NTU	92.7 mV	25.74 ft	120.00 ml/min
2/14/2022 11:08 AM	20:00	7.29 pH	19.07 °C	841.39 µS/cm	2.76 mg/L	7.48 NTU	87.6 mV	25.73 ft	120.00 ml/min
2/14/2022 11:12 AM	24:00	7.28 pH	19.17 °C	874.33 µS/cm	2.75 mg/L	6.57 NTU	82.5 mV	25.74 ft	120.00 ml/min
2/14/2022 11:16 AM	28:00	7.28 pH	19.33 °C	892.60 µS/cm	2.74 mg/L	5.20 NTU	79.6 mV	25.74 ft	120.00 ml/min
2/14/2022 11:20 AM	32:00	7.29 pH	19.30 °C	888.00 µS/cm	2.71 mg/L	4.54 NTU	79.4 mV	25.74 ft	120.00 ml/min
2/14/2022 11:24 AM	36:00	7.29 pH	19.20 °C	889.58 µS/cm	2.76 mg/L	4.90 NTU	79.1 mV	25.74 ft	120.00 ml/min
2/14/2022 11:28 AM	40:00	7.29 pH	19.32 °C	886.22 µS/cm	2.80 mg/L	4.47 NTU	77.9 mV	25.74 ft	120.00 ml/min

Samples

Sample ID:	Description:
BGWC-30	Metals, Inorganic, TDS, Radium

Low-Flow Test Report:

Test Date / Time: 2/16/2022 12:30:28 PM
Project: Plant Bowen AP February 2022
Operator Name: Kevin Stephenson

Location Name: BGWC-31 **Well Diameter: 2 in** **Casing Type: PVC** **Screen Length: 10 ft** **Top of Screen: 39.7 ft** **Total Depth: 49.7 ft** **Initial Depth to Water: 14.42 ft**	**Pump Type: QED Dedicated** **Tubing Type: LDPE** **Pump Intake From TOC: 44.7 ft** **Estimated Total Volume Pumped: 3600 ml** **Flow Cell Volume: 90 ml** **Final Flow Rate: 180 ml/min** **Final Draw Down: 0.25 ft**	**Instrument Used: Aqua TROLL 400** **Serial Number: 789317**

Test Notes:
Pre-purged 2 liters

Low-Flow Readings:

Date Time	Elapsed Time	pH	Temperature	Specific Conductivity	RDO Concentration	Turbidity	ORP	Depth to Water	Salinity	Flow
		+/- 0.1	+/- 1000 %	+/- 5 %	+/- 10 %	+/- 5	+/- 1000 %	+/- 0.3	+/- 1000 %	
2/16/2022 12:30 PM	00:00	7.45 pH	19.98 °C	673.56 µS/cm	1.74 mg/L	1.39 NTU	-52.9 mV	14.67 ft	0.33 PSU	180.00 ml/min
2/16/2022 12:34 PM	04:00	7.40 pH	17.84 °C	688.67 µS/cm	0.38 mg/L	1.30 NTU	-69.4 mV	14.67 ft	0.34 PSU	180.00 ml/min
2/16/2022 12:38 PM	08:00	7.40 pH	17.75 °C	689.73 µS/cm	0.38 mg/L	1.14 NTU	-71.5 mV	14.67 ft	0.34 PSU	180.00 ml/min
2/16/2022 12:42 PM	12:00	7.40 pH	17.80 °C	688.66 µS/cm	0.35 mg/L	1.15 NTU	-72.7 mV	14.67 ft	0.34 PSU	180.00 ml/min
2/16/2022 12:46 PM	16:00	7.41 pH	17.77 °C	688.00 µS/cm	0.33 mg/L	1.14 NTU	-73.7 mV	14.67 ft	0.34 PSU	180.00 ml/min
2/16/2022 12:50 PM	20:00	7.40 pH	17.80 °C	687.04 µS/cm	0.33 mg/L	1.25 NTU	-74.0 mV	14.67 ft	0.34 PSU	180.00 ml/min

Samples

Sample ID:	Description:
BGWC-31	Metals, Inorganics, TDS, Radium

Created using VuSitu from In-Situ, Inc.

Low-Flow Test Report:

Test Date / Time: 2/15/2022 2:21:01 PM
Project: Plant Bowen AP February 2022
Operator Name: William Laaker

Location Name: BGWC-32 **Well Diameter: 2 in** **Casing Type: PVC** **Screen Length: 10 ft** **Top of Screen: 41.22 ft** **Total Depth: 51.22 ft** **Initial Depth to Water: 35.11 ft**	**Pump Type: QED Dedicated** **Tubing Type: LDPE** **Pump Intake From TOC: 46.22 ft** **Estimated Total Volume Pumped: 6720 ml** **Flow Cell Volume: 90 ml** **Final Flow Rate: 120 ml/min** **Final Draw Down: 4.44 ft**	**Instrument Used: Aqua TROLL 400** **Serial Number: 789301**

Test Notes:
Prepurged 1 L
WL did not stabilize and dropped below top of pump. Complete evac performed.

Low-Flow Readings:

Date Time	Elapsed Time	pH	Temperature	Specific Conductivity	RDO Concentration	Turbidity	ORP	Depth to Water	Salinity	Flow
		+/- 0.1	+/- 1000 %	+/- 5 %	+/- 10 %	+/- 5	+/- 1000 %	+/- 0.3	+/- 1000 %	
2/15/2022 2:21 PM	00:00	7.08 pH	17.45 °C	1,593.9 µS/cm	3.14 mg/L	1.24 NTU	5.9 mV	37.09 ft	0.81 PSU	120.00 ml/min
2/15/2022 2:25 PM	04:00	7.07 pH	17.32 °C	1,565.1 µS/cm	3.01 mg/L	0.67 NTU	7.4 mV	37.32 ft	0.80 PSU	120.00 ml/min
2/15/2022 2:29 PM	08:00	7.07 pH	17.27 °C	1,564.1 µS/cm	2.77 mg/L	0.73 NTU	8.5 mV	37.54 ft	0.79 PSU	120.00 ml/min
2/15/2022 2:33 PM	12:00	7.07 pH	17.18 °C	1,580.8 µS/cm	2.34 mg/L	0.54 NTU	9.1 mV	37.76 ft	0.80 PSU	120.00 ml/min
2/15/2022 2:37 PM	16:00	7.07 pH	17.19 °C	1,598.4 µS/cm	1.99 mg/L	0.28 NTU	9.6 mV	38.00 ft	0.81 PSU	120.00 ml/min
2/15/2022 2:41 PM	20:00	7.07 pH	17.34 °C	1,610.1 µS/cm	1.87 mg/L	0.32 NTU	10.1 mV	38.25 ft	0.82 PSU	120.00 ml/min
2/15/2022 2:45 PM	24:00	7.06 pH	17.63 °C	1,613.5 µS/cm	1.85 mg/L	0.32 NTU	10.4 mV	38.47 ft	0.82 PSU	120.00 ml/min
2/15/2022 2:49 PM	28:00	7.06 pH	17.59 °C	1,628.4 µS/cm	1.76 mg/L	0.27 NTU	10.7 mV	38.70 ft	0.83 PSU	120.00 ml/min
2/15/2022 2:53 PM	32:00	7.06 pH	17.54 °C	1,643.2 µS/cm	1.69 mg/L	0.24 NTU	11.0 mV	38.92 ft	0.84 PSU	120.00 ml/min
2/15/2022 2:57 PM	36:00	7.06 pH	17.57 °C	1,662.0 µS/cm	1.64 mg/L	0.25 NTU	11.2 mV	39.12 ft	0.85 PSU	120.00 ml/min
2/15/2022 3:01 PM	40:00	7.06 pH	17.72 °C	1,672.0 µS/cm	1.59 mg/L	0.21 NTU	11.3 mV	39.37 ft	0.85 PSU	120.00 ml/min
2/15/2022 3:05 PM	44:00	7.06 pH	17.42 °C	1,697.5 µS/cm	1.63 mg/L	0.16 NTU	11.8 mV	39.55 ft	0.87 PSU	120.00 ml/min
2/15/2022 3:09 PM	48:00	7.06 pH	17.24 °C	1,713.5 µS/cm	1.64 mg/L	0.24 NTU	12.0 mV	39.55 ft	0.87 PSU	120.00 ml/min
2/15/2022 3:13 PM	52:00	7.06 pH	17.27 °C	1,732.6 µS/cm	1.60 mg/L	0.46 NTU	12.2 mV	39.55 ft	0.88 PSU	120.00 ml/min
2/15/2022 3:17 PM	56:00	7.06 pH	17.36 °C	1,758.9 µS/cm	1.47 mg/L	0.34 NTU	12.4 mV	39.55 ft	0.90 PSU	120.00 ml/min

Samples

Sample ID:	Description:

Low-Flow Test Report:

Test Date / Time: 2/14/2022 11:10:34 AM
Project: Plant Bowen AP February 2022
Operator Name: William Laaker

Location Name: BGWA-33 **Well Diameter: 2 in** **Casing Type: PVC** **Screen Length: 10 ft** **Top of Screen: 70.84 ft** **Total Depth: 80.84 ft** **Initial Depth to Water: 70.89 ft**	**Pump Type: QED Bladder** **Tubing Type: LDPE** **Pump Intake From TOC: 79.84 ft** **Estimated Total Volume Pumped: 4400 ml** **Flow Cell Volume: 90 ml** **Final Flow Rate: 110 ml/min** **Final Draw Down: 4.15 ft**	**Instrument Used: Aqua TROLL 400** **Serial Number: 789301**

Test Notes:
Prepurged 0.5 L
Well historically is a full evac with 48 hour recharge. Full evac performed.

Low-Flow Readings:

Date Time	Elapsed Time	pH	Temperature	Specific Conductivity	RDO Concentration	Turbidity	ORP	Depth to Water	Salinity	Flow
		+/- 0.1	+/- 1000 %	+/- 5 %	+/- 10 %	+/- 5	+/- 1000 %	+/- 0.3	+/- 1000 %	
2/14/2022 11:10 AM	00:00	7.51 pH	13.40 °C	384.28 µS/cm	5.81 mg/L	1.92 NTU	88.6 mV	71.90 ft	0.18 PSU	110.00 ml/min
2/14/2022 11:14 AM	04:00	7.57 pH	13.63 °C	383.31 µS/cm	5.77 mg/L	2.48 NTU	39.4 mV	72.15 ft	0.18 PSU	110.00 ml/min
2/14/2022 11:18 AM	08:00	7.60 pH	13.78 °C	382.23 µS/cm	5.75 mg/L	1.90 NTU	26.1 mV	72.51 ft	0.18 PSU	110.00 ml/min
2/14/2022 11:22 AM	12:00	7.62 pH	13.99 °C	390.33 µS/cm	6.13 mg/L	3.85 NTU	21.5 mV	72.84 ft	0.19 PSU	110.00 ml/min
2/14/2022 11:26 AM	16:00	7.64 pH	14.13 °C	396.04 µS/cm	6.39 mg/L	6.80 NTU	19.4 mV	73.15 ft	0.19 PSU	110.00 ml/min
2/14/2022 11:30 AM	20:00	7.67 pH	14.13 °C	396.00 µS/cm	6.42 mg/L	6.23 NTU	16.2 mV	73.50 ft	0.19 PSU	110.00 ml/min
2/14/2022 11:34 AM	24:00	7.68 pH	14.12 °C	397.55 µS/cm	6.54 mg/L	5.97 NTU	13.7 mV	73.84 ft	0.19 PSU	110.00 ml/min
2/14/2022 11:38 AM	28:00	7.70 pH	14.12 °C	398.36 µS/cm	6.61 mg/L	5.14 NTU	12.6 mV	74.17 ft	0.19 PSU	110.00 ml/min
2/14/2022 11:42 AM	32:00	7.71 pH	14.18 °C	401.86 µS/cm	6.72 mg/L	4.05 NTU	11.0 mV	74.42 ft	0.19 PSU	110.00 ml/min
2/14/2022 11:46 AM	36:00	7.72 pH	14.13 °C	402.23 µS/cm	6.65 mg/L	3.71 NTU	9.0 mV	74.73 ft	0.19 PSU	110.00 ml/min
2/14/2022 11:50 AM	40:00	7.72 pH	14.09 °C	407.83 µS/cm	6.80 mg/L	2.54 NTU	7.6 mV	75.04 ft	0.20 PSU	110.00 ml/min

Samples

Sample ID:	Description:

Low-Flow Test Report:

Test Date / Time: 2/16/2022 2:09:43 PM
Project: Plant Bowen AP February 2022
Operator Name: Meredith Duncan

Location Name: BGWC-34D **Well Diameter: 2 in** **Casing Type: PVC** **Screen Length: 10 ft** **Top of Screen: 69.75 ft** **Total Depth: 79.75 ft** **Initial Depth to Water: 17.23 ft**	**Pump Type: QED Dedicated** **Tubing Type: PVC** **Pump Intake From TOC: 74.75 ft** **Estimated Total Volume Pumped: 15620 ml** **Flow Cell Volume: 90 ml** **Final Flow Rate: 135 ml/min** **Final Draw Down: 12.53 ft**	**Instrument Used: Aqua TROLL 400** **Serial Number: 893479**

Test Notes:
Prepurge 3L
At 1436PM Pump rate to 205ml/min Then at 1511 pump rate to 135ml/min to stabilize drawdown

Low-Flow Readings:

Date Time	Elapsed Time	pH	Temperature	Specific Conductivity	RDO Concentration	Turbidity	ORP	Depth to Water	Flow
		+/- 0.1	+/- 1000	+/- 5 %	+/- 10 %	+/- 5	+/- 1000	+/- 0.3	
2/16/2022 2:09 PM	00:00	7.26 pH	18.10 °C	864.66 µS/cm	0.18 mg/L	0.25 NTU	-86.0 mV	17.23 ft	130.00 ml/min
2/16/2022 2:13 PM	04:00	7.26 pH	18.00 °C	837.62 µS/cm	0.13 mg/L	-0.05 NTU	-67.8 mV	18.28 ft	130.00 ml/min
2/16/2022 2:17 PM	08:00	7.25 pH	18.09 °C	814.37 µS/cm	0.13 mg/L	-0.15 NTU	-65.6 mV	18.98 ft	130.00 ml/min
2/16/2022 2:21 PM	12:00	7.24 pH	18.00 °C	814.50 µS/cm	0.13 mg/L	-0.12 NTU	-63.8 mV	19.56 ft	130.00 ml/min
2/16/2022 2:25 PM	16:00	7.24 pH	18.01 °C	816.44 µS/cm	0.12 mg/L	-0.16 NTU	-60.3 mV	20.11 ft	130.00 ml/min
2/16/2022 2:29 PM	20:00	7.24 pH	18.14 °C	818.39 µS/cm	0.12 mg/L	-0.21 NTU	-59.8 mV	20.63 ft	130.00 ml/min
2/16/2022 2:33 PM	24:00	7.24 pH	18.10 °C	818.00 µS/cm	0.13 mg/L	-0.16 NTU	-58.5 mV	21.21 ft	130.00 ml/min
2/16/2022 2:37 PM	28:00	7.24 pH	18.13 °C	822.49 µS/cm	0.12 mg/L	-0.15 NTU	-58.5 mV	22.05 ft	205.00 ml/min
2/16/2022 2:41 PM	32:00	7.24 pH	18.40 °C	812.91 µS/cm	0.11 mg/L	-0.13 NTU	-60.3 mV	23.03 ft	205.00 ml/min
2/16/2022 2:45 PM	36:00	7.24 pH	18.39 °C	812.13 µS/cm	0.10 mg/L	-0.10 NTU	-60.2 mV	23.61 ft	205.00 ml/min
2/16/2022 2:49 PM	40:00	7.25 pH	18.31 °C	812.95 µS/cm	0.10 mg/L	-0.06 NTU	-59.6 mV	24.39 ft	205.00 ml/min
2/16/2022 2:53 PM	44:00	7.25 pH	18.21 °C	814.43 µS/cm	0.10 mg/L	0.00 NTU	-59.5 mV	25.15 ft	205.00 ml/min
2/16/2022 2:57 PM	48:00	7.25 pH	18.17 °C	815.20 µS/cm	0.11 mg/L	-0.08 NTU	-57.1 mV	25.91 ft	205.00 ml/min
2/16/2022 3:01 PM	52:00	7.25 pH	18.16 °C	813.60 µS/cm	0.11 mg/L	-0.03 NTU	-57.6 mV	26.50 ft	205.00 ml/min
2/16/2022 3:05 PM	56:00	7.26 pH	18.17 °C	805.89 µS/cm	0.11 mg/L	-0.05 NTU	-54.7 mV	27.22 ft	205.00 ml/min

2/16/2022 3:09 PM	01:00:00	7.27 pH	18.25 °C	790.14 µS/cm	0.11 mg/L	0.08 NTU	-48.9 mV	27.88 ft	205.00 ml/min
2/16/2022 3:13 PM	01:04:00	7.27 pH	18.36 °C	786.47 µS/cm	0.12 mg/L	-0.02 NTU	-45.2 mV	28.24 ft	205.00 ml/min
2/16/2022 3:17 PM	01:08:00	7.27 pH	18.44 °C	798.10 µS/cm	0.14 mg/L	-0.05 NTU	-41.9 mV	28.44 ft	135.00 ml/min
2/16/2022 3:21 PM	01:12:00	7.27 pH	18.64 °C	796.42 µS/cm	0.15 mg/L	0.03 NTU	-40.0 mV	28.66 ft	135.00 ml/min
2/16/2022 3:25 PM	01:16:00	7.27 pH	18.71 °C	794.64 µS/cm	0.14 mg/L	-0.01 NTU	-37.8 mV	28.91 ft	135.00 ml/min
2/16/2022 3:29 PM	01:20:00	7.27 pH	18.80 °C	794.01 µS/cm	0.14 mg/L	0.08 NTU	-38.0 mV	29.10 ft	135.00 ml/min
2/16/2022 3:33 PM	01:24:00	7.27 pH	18.64 °C	793.73 µS/cm	0.15 mg/L	0.06 NTU	-36.9 mV	29.28 ft	135.00 ml/min
2/16/2022 3:37 PM	01:28:00	7.27 pH	18.64 °C	793.77 µS/cm	0.16 mg/L	0.09 NTU	-35.9 mV	29.46 ft	135.00 ml/min
2/16/2022 3:41 PM	01:32:00	7.26 pH	18.78 °C	789.91 µS/cm	0.15 mg/L	0.00 NTU	-35.1 mV	29.62 ft	135.00 ml/min
2/16/2022 3:45 PM	01:36:00	7.27 pH	18.57 °C	786.56 µS/cm	0.15 mg/L	0.03 NTU	-35.1 mV	29.76 ft	135.00 ml/min

Samples

Sample ID:	Description:
BGWC-34D	Metals, Inorganic, TDS, Radium

Low-Flow Test Report:

Test Date / Time: 2/17/2022 9:11:46 AM
Project: Plant Bowen AP February 2022
Operator Name: Meredith Duncan

Location Name: BGWC-35D **Well Diameter: 2 in** **Casing Type: PVC** **Screen Length: 10 ft** **Top of Screen: 70.94 ft** **Total Depth: 80.94 ft** **Initial Depth to Water: 29.54 ft**	**Pump Type: QED Dedicated** **Tubing Type: PVC** **Pump Intake From TOC: 75.94 ft** **Estimated Total Volume Pumped: 3200 ml** **Flow Cell Volume: 90 ml** **Final Flow Rate: 160 ml/min** **Final Draw Down: 0.33 ft**	**Instrument Used: Aqua TROLL 400** **Serial Number: 893479**

Test Notes:
Prepurge 2L
DUP-4

Low-Flow Readings:

Date Time	Elapsed Time	pH	Temperature	Specific Conductivity	RDO Concentration	Turbidity	ORP	Depth to Water	Flow
		+/- 0.1	+/- 1000	+/- 5 %	+/- 10 %	+/- 5	+/- 1000	+/- 0.3	
2/17/2022 9:11 AM	00:00	6.90 pH	17.08 °C	3,298.1 µS/cm	0.62 mg/L	11.60 NTU	23.5 mV	29.54 ft	160.00 ml/min
2/17/2022 9:15 AM	04:00	6.97 pH	17.42 °C	3,159.9 µS/cm	0.31 mg/L	5.54 NTU	43.6 mV	29.66 ft	160.00 ml/min
2/17/2022 9:19 AM	08:00	6.99 pH	17.51 °C	3,150.7 µS/cm	0.24 mg/L	3.70 NTU	56.6 mV	29.71 ft	160.00 ml/min
2/17/2022 9:23 AM	12:00	7.01 pH	17.60 °C	3,155.4 µS/cm	0.19 mg/L	2.91 NTU	60.6 mV	29.78 ft	160.00 ml/min
2/17/2022 9:27 AM	16:00	7.02 pH	17.65 °C	3,139.0 µS/cm	0.17 mg/L	1.81 NTU	62.5 mV	29.82 ft	160.00 ml/min
2/17/2022 9:31 AM	20:00	7.02 pH	17.68 °C	3,090.5 µS/cm	0.15 mg/L	1.68 NTU	62.5 mV	29.87 ft	160.00 ml/min

Samples

Sample ID:	Description:
BGWC-35D	Metals, Inorganic, TDS, Radium
DUP-4	Metals, Inorganic, TDS, Radium

Created using VuSitu from In-Situ, Inc.

Low-Flow Test Report:

Test Date / Time: 2/14/2022 1:00:02 PM
Project: Plant Bowen AP February 2022
Operator Name: Meredith Duncan

Location Name: BGWC-36D **Well Diameter: 2 in** **Casing Type: PVC** **Screen Length: 10 ft** **Top of Screen: 86.35 ft** **Total Depth: 96.35 ft** **Initial Depth to Water: 25.69 ft**	**Pump Type: QED Dedicated** **Tubing Type: PVC** **Pump Intake From TOC: 91.35 ft** **Estimated Total Volume Pumped: 4100 ml** **Flow Cell Volume: 90 ml** **Final Flow Rate: 140 ml/min** **Final Draw Down: -0.01 ft**	**Instrument Used: Aqua TROLL 400** **Serial Number: 893479**

Test Notes:
Prepurge 2L
At 13:11PM pump rate to 140ml/min

Low-Flow Readings:

Date Time	Elapsed Time	pH	Temperature	Specific Conductivity	RDO Concentration	Turbidity	ORP	Depth to Water	Flow
		+/- 0.1	+/- 1000	+/- 5 %	+/- 10 %	+/- 5	+/- 1000	+/- 0.3	
2/14/2022 1:00 PM	00:00	6.73 pH	19.86 °C	1,315.0 µS/cm	3.04 mg/L	0.87 NTU	71.0 mV	25.69 ft	155.00 ml/min
2/14/2022 1:04 PM	04:00	6.99 pH	20.17 °C	1,298.8 µS/cm	1.45 mg/L	1.09 NTU	75.8 mV	25.69 ft	155.00 ml/min
2/14/2022 1:08 PM	08:00	7.12 pH	20.06 °C	1,296.1 µS/cm	0.89 mg/L	1.34 NTU	77.1 mV	25.68 ft	155.00 ml/min
2/14/2022 1:12 PM	12:00	7.13 pH	20.09 °C	1,269.0 µS/cm	0.75 mg/L	1.92 NTU	77.9 mV	25.68 ft	140.00 ml/min
2/14/2022 1:16 PM	16:00	7.17 pH	19.95 °C	1,278.1 µS/cm	0.65 mg/L	1.30 NTU	78.7 mV	25.68 ft	140.00 ml/min
2/14/2022 1:20 PM	20:00	7.19 pH	20.09 °C	1,279.2 µS/cm	0.60 mg/L	1.25 NTU	81.8 mV	25.68 ft	140.00 ml/min
2/14/2022 1:24 PM	24:00	7.22 pH	20.14 °C	1,282.8 µS/cm	0.54 mg/L	1.41 NTU	83.2 mV	25.68 ft	140.00 ml/min
2/14/2022 1:28 PM	28:00	7.23 pH	20.41 °C	1,286.5 µS/cm	0.49 mg/L	2.28 NTU	83.4 mV	25.68 ft	140.00 ml/min

Samples

Sample ID:	Description:
BGWC-36D	Metals, Inorganic, TDS, Radium

Low-Flow Test Report:

Test Date / Time: 2/17/2022 10:23:54 AM
Project: Plant Bowen AP February 2022
Operator Name: Meredith Duncan

Location Name: BGWC-37D **Well Diameter: 2 in** **Casing Type: PVC** **Screen Length: 10 ft** **Top of Screen: 99.5 ft** **Total Depth: 109.5 ft** **Initial Depth to Water: 30.04 ft**	**Pump Type: QED Dedicated** **Tubing Type: PVC** **Pump Intake From TOC: 104.5 ft** **Estimated Total Volume Pumped: 3600 ml** **Flow Cell Volume: 90 ml** **Final Flow Rate: 180 ml/min** **Final Draw Down: 0.11 ft**	**Instrument Used: Aqua TROLL 400** **Serial Number: 893479**

Test Notes:
Prepurge 1L
Slight sulfur smell when pumping began

Low-Flow Readings:

Date Time	Elapsed Time	pH	Temperature	Specific Conductivity	RDO Concentration	Turbidity	ORP	Depth to Water	Flow
		+/- 0.1	+/- 1000	+/- 5 %	+/- 10 %	+/- 5	+/- 1000	+/- 0.3	
2/17/2022 10:23 AM	00:00	7.47 pH	17.28 °C	830.26 µS/cm	0.99 mg/L	0.17 NTU	-125.5 mV	30.04 ft	180.00 ml/min
2/17/2022 10:27 AM	04:00	7.47 pH	17.87 °C	860.91 µS/cm	0.20 mg/L	0.95 NTU	-104.0 mV	30.12 ft	180.00 ml/min
2/17/2022 10:31 AM	08:00	7.46 pH	18.31 °C	881.00 µS/cm	0.15 mg/L	0.61 NTU	-71.9 mV	30.19 ft	180.00 ml/min
2/17/2022 10:35 AM	12:00	7.46 pH	18.49 °C	882.72 µS/cm	0.13 mg/L	0.40 NTU	-65.2 mV	30.17 ft	180.00 ml/min
2/17/2022 10:39 AM	16:00	7.46 pH	18.53 °C	886.61 µS/cm	0.13 mg/L	0.31 NTU	-62.3 mV	30.16 ft	180.00 ml/min
2/17/2022 10:43 AM	20:00	7.46 pH	18.73 °C	887.81 µS/cm	0.14 mg/L	0.05 NTU	-60.3 mV	30.15 ft	180.00 ml/min

Samples

Sample ID:	Description:
BGWC-37D	Metals, Inorganic, TDS, Radium

Low-Flow Test Report:

Test Date / Time: 2/14/2022 2:30:49 PM
Project: Plant Bowen AP February 2022
Operator Name: Meredith Duncan

Location Name: BGWC-38D **Well Diameter: 2 in** **Casing Type: PVC** **Screen Length: 10 ft** **Top of Screen: 118.11 ft** **Total Depth: 128.11 ft** **Initial Depth to Water: 25 ft**	**Pump Type: Solinst Model 408** **Tubing Type: PVC** **Pump Intake From TOC: 123.11 ft** **Estimated Total Volume Pumped: 4600 ml** **Flow Cell Volume: 90 ml** **Final Flow Rate: 115 ml/min** **Final Draw Down: 0 ft**	**Instrument Used: Aqua TROLL 400** **Serial Number: 893479**

Test Notes:
Prepurge 3.5L
Water came out black when pumping began, then cleared as pumping continued

Low-Flow Readings:

Date Time	Elapsed Time	pH	Temperature	Specific Conductivity	RDO Concentration	Turbidity	ORP	Depth to Water	Flow
		+/- 0.1	+/- 1000	+/- 5 %	+/- 10 %	+/- 5	+/- 1000	+/- 0.3	
2/14/2022 2:30 PM	00:00	6.76 pH	20.49 °C	1,768.2 µS/cm	0.43 mg/L	7.25 NTU	-82.3 mV	25.00 ft	115.00 ml/min
2/14/2022 2:34 PM	04:00	6.61 pH	20.43 °C	1,604.0 µS/cm	0.30 mg/L	4.67 NTU	-42.2 mV	25.00 ft	115.00 ml/min
2/14/2022 2:38 PM	08:00	6.54 pH	20.35 °C	1,456.9 µS/cm	0.29 mg/L	4.10 NTU	-22.2 mV	25.00 ft	115.00 ml/min
2/14/2022 2:42 PM	12:00	6.47 pH	20.20 °C	1,364.7 µS/cm	0.37 mg/L	2.81 NTU	-9.4 mV	25.00 ft	115.00 ml/min
2/14/2022 2:46 PM	16:00	6.39 pH	20.18 °C	1,280.5 µS/cm	0.55 mg/L	2.31 NTU	0.7 mV	25.00 ft	115.00 ml/min
2/14/2022 2:50 PM	20:00	6.32 pH	20.22 °C	1,193.7 µS/cm	0.75 mg/L	1.41 NTU	10.5 mV	25.00 ft	115.00 ml/min
2/14/2022 2:54 PM	24:00	6.27 pH	20.31 °C	1,136.2 µS/cm	0.93 mg/L	3.76 NTU	18.3 mV	25.00 ft	115.00 ml/min
2/14/2022 2:58 PM	28:00	6.27 pH	20.09 °C	1,116.9 µS/cm	1.00 mg/L	2.11 NTU	24.6 mV	25.00 ft	115.00 ml/min
2/14/2022 3:02 PM	32:00	6.30 pH	20.09 °C	1,137.7 µS/cm	0.98 mg/L	0.94 NTU	27.5 mV	25.00 ft	115.00 ml/min
2/14/2022 3:06 PM	36:00	6.32 pH	20.17 °C	1,160.6 µS/cm	0.94 mg/L	1.34 NTU	28.7 mV	24.99 ft	115.00 ml/min
2/14/2022 3:10 PM	40:00	6.33 pH	20.14 °C	1,176.6 µS/cm	0.91 mg/L	0.93 NTU	29.8 mV	25.00 ft	115.00 ml/min

Samples

Sample ID:	Description:
BGWC-38D	Metals, Inorganic, TDS, Radium

Low-Flow Test Report:

Test Date / Time: 2/15/2022 10:32:09 AM
Project: Plant Bowen AP February 2022
Operator Name: William Laaker

Location Name: BGWC-39 **Well Diameter: 2 in** **Casing Type: PVC** **Screen Length: 10 ft** **Top of Screen: 18.27 ft** **Total Depth: 28.27 ft** **Initial Depth to Water: 19.5 ft**	**Pump Type: GeoTech Peristaltic** **Tubing Type: LDPE** **Pump Intake From TOC: 27.27 ft** **Estimated Total Volume Pumped: 10640 ml** **Flow Cell Volume: 90 ml** **Final Flow Rate: 140 ml/min** **Final Draw Down: 6.15 ft**	**Instrument Used: Aqua TROLL 400** **Serial Number: 789301**

Test Notes:
Prepurged 1 L
DTW started in screen interval. Three well volume method attempted but drawdown did not stabilize. Complete evac performed.

Low-Flow Readings:

Date Time	Elapsed Time	pH	Temperature	Specific Conductivity	RDO Concentration	Turbidity	ORP	Depth to Water	Salinity	Flow
		+/- 0.1	+/- 1000 %	+/- 5 %	+/- 10 %	+/- 5	+/- 1000 %	+/- 0.3	+/- 1000 %	
2/15/2022 10:32 AM	00:00	6.72 pH	13.36 °C	2,997.3 µS/cm	0.80 mg/L	0.45 NTU	16.6 mV	19.99 ft	1.57 PSU	105.00 ml/min
2/15/2022 10:36 AM	04:00	6.77 pH	13.54 °C	2,645.5 µS/cm	1.12 mg/L	0.46 NTU	21.8 mV	20.11 ft	1.37 PSU	105.00 ml/min
2/15/2022 10:40 AM	08:00	6.77 pH	13.67 °C	2,341.9 µS/cm	1.46 mg/L	0.65 NTU	24.6 mV	20.30 ft	1.21 PSU	105.00 ml/min
2/15/2022 10:44 AM	12:00	6.76 pH	13.78 °C	2,329.0 µS/cm	1.39 mg/L	0.76 NTU	25.7 mV	20.48 ft	1.20 PSU	105.00 ml/min
2/15/2022 10:48 AM	16:00	6.77 pH	13.89 °C	2,347.8 µS/cm	1.33 mg/L	0.58 NTU	26.1 mV	20.68 ft	1.21 PSU	105.00 ml/min
2/15/2022 10:52 AM	20:00	6.78 pH	14.03 °C	2,343.5 µS/cm	1.25 mg/L	0.68 NTU	26.4 mV	20.90 ft	1.21 PSU	105.00 ml/min
2/15/2022 10:56 AM	24:00	6.78 pH	14.12 °C	2,343.9 µS/cm	1.20 mg/L	0.60 NTU	26.1 mV	21.11 ft	1.21 PSU	105.00 ml/min
2/15/2022 11:00 AM	28:00	6.78 pH	14.17 °C	2,355.2 µS/cm	1.13 mg/L	0.73 NTU	25.9 mV	21.32 ft	1.22 PSU	105.00 ml/min
2/15/2022 11:04 AM	32:00	6.79 pH	14.31 °C	2,346.9 µS/cm	1.06 mg/L	0.48 NTU	25.8 mV	21.53 ft	1.21 PSU	105.00 ml/min
2/15/2022 11:08 AM	36:00	6.79 pH	14.31 °C	2,349.8 µS/cm	1.07 mg/L	0.43 NTU	25.6 mV	21.77 ft	1.21 PSU	105.00 ml/min
2/15/2022 11:12 AM	40:00	6.80 pH	14.36 °C	2,343.8 µS/cm	1.07 mg/L	0.67 NTU	25.5 mV	21.96 ft	1.21 PSU	105.00 ml/min
2/15/2022 11:16 AM	44:00	6.80 pH	14.44 °C	2,343.2 µS/cm	1.08 mg/L	0.56 NTU	25.6 mV	22.18 ft	1.21 PSU	105.00 ml/min
2/15/2022 11:20 AM	48:00	6.80 pH	14.62 °C	2,342.1 µS/cm	1.06 mg/L	0.36 NTU	24.8 mV	22.40 ft	1.21 PSU	140.00 ml/min
2/15/2022 11:24 AM	52:00	6.80 pH	14.92 °C	2,326.9 µS/cm	1.04 mg/L	0.34 NTU	24.9 mV	22.62 ft	1.20 PSU	140.00 ml/min
2/15/2022 11:28 AM	56:00	6.84 pH	15.09 °C	2,239.6 µS/cm	0.69 mg/L	0.18 NTU	24.2 mV	22.89 ft	1.16 PSU	140.00 ml/min

2/15/2022 11:32 AM	01:00:00	6.85 pH	15.14 °C	2,211.6 µS/cm	0.63 mg/L	0.40 NTU	23.1 mV	23.27 ft	1.14 PSU	140.00 ml/min
2/15/2022 11:36 AM	01:04:00	6.86 pH	15.30 °C	2,232.8 µS/cm	0.62 mg/L	0.67 NTU	23.2 mV	23.64 ft	1.15 PSU	140.00 ml/min
2/15/2022 11:40 AM	01:08:00	6.85 pH	15.51 °C	2,238.5 µS/cm	0.62 mg/L	0.59 NTU	23.1 mV	23.98 ft	1.16 PSU	140.00 ml/min
2/15/2022 11:44 AM	01:12:00	6.85 pH	15.44 °C	2,266.3 µS/cm	0.62 mg/L	0.54 NTU	22.6 mV	24.33 ft	1.17 PSU	140.00 ml/min
2/15/2022 11:48 AM	01:16:00	6.84 pH	15.57 °C	2,292.0 µS/cm	0.66 mg/L	0.59 NTU	21.5 mV	24.66 ft	1.19 PSU	140.00 ml/min
2/15/2022 11:52 AM	01:20:00	6.83 pH	15.57 °C	2,316.4 µS/cm	0.65 mg/L	0.53 NTU	27.8 mV	25.00 ft	1.20 PSU	140.00 ml/min
2/15/2022 11:56 AM	01:24:00	6.83 pH	15.48 °C	2,413.2 µS/cm	0.57 mg/L	0.28 NTU	33.4 mV	25.33 ft	1.25 PSU	140.00 ml/min
2/15/2022 12:00 PM	01:28:00	6.81 pH	15.49 °C	2,567.9 µS/cm	0.50 mg/L	0.48 NTU	43.9 mV	25.65 ft	1.34 PSU	140.00 ml/min

Samples

Sample ID:	Description:

Created using VuSitu from In-Situ, Inc.

Low-Flow Test Report:

Test Date / Time: 2/16/2022 10:38:06 AM
Project: Plant Bowen AP February 2022
Operator Name: Kevin Stephenson

Location Name: BGWC-40 **Well Diameter: 2 in** **Casing Type: PVC** **Screen Length: 10 ft** **Top of Screen: 52.74 ft** **Total Depth: 62.74 ft** **Initial Depth to Water: 24.61 ft**	**Pump Type: QED Dedicated** **Tubing Type: LDPE** **Pump Intake From TOC: 57.74 ft** **Estimated Total Volume Pumped: 2800 ml** **Flow Cell Volume: 90 ml** **Final Flow Rate: 140 ml/min** **Final Draw Down: 0.46 ft**	**Instrument Used: Aqua TROLL 400** **Serial Number: 789317**

Test Notes:
Pre-purged 6 liters.

Low-Flow Readings:

Date Time	Elapsed Time	pH	Temperature	Specific Conductivity	RDO Concentration	Turbidity	ORP	Depth to Water	Salinity	Flow
		+/- 0.1	+/- 1000 %	+/- 5 %	+/- 10 %	+/- 5	+/- 1000 %	+/- 0.3	+/- 1000 %	
2/16/2022 10:38 AM	00:00	7.26 pH	15.53 °C	1,166.5 µS/cm	0.45 mg/L	4.70 NTU	166.5 mV	25.07 ft	0.58 PSU	140.00 ml/min
2/16/2022 10:42 AM	04:00	7.22 pH	16.13 °C	1,133.7 µS/cm	0.37 mg/L	3.52 NTU	123.5 mV	25.07 ft	0.57 PSU	140.00 ml/min
2/16/2022 10:46 AM	08:00	7.23 pH	16.16 °C	1,132.5 µS/cm	0.36 mg/L	3.63 NTU	98.7 mV	25.07 ft	0.57 PSU	140.00 ml/min
2/16/2022 10:50 AM	12:00	7.24 pH	16.24 °C	1,131.2 µS/cm	0.37 mg/L	3.32 NTU	82.5 mV	25.07 ft	0.57 PSU	140.00 ml/min
2/16/2022 10:54 AM	16:00	7.24 pH	16.33 °C	1,130.2 µS/cm	0.38 mg/L	3.28 NTU	67.4 mV	25.07 ft	0.57 PSU	140.00 ml/min
2/16/2022 10:58 AM	20:00	7.24 pH	16.35 °C	1,130.2 µS/cm	0.36 mg/L	3.20 NTU	56.2 mV	25.07 ft	0.57 PSU	140.00 ml/min

Samples

Sample ID:	Description:
BGWC-40	Metals, Inorganics, TDS, Radium

Created using VuSitu from In-Situ, Inc.

Low-Flow Test Report:

Test Date / Time: 2/15/2022 12:28:02 PM
Project: Plant Bowen AP February 2022
Operator Name: William Laaker

Location Name: BGWC-41D **Well Diameter: 2 in** **Casing Type: PVC** **Screen Length: 10 ft** **Top of Screen: 48.26 ft** **Total Depth: 58.26 ft** **Initial Depth to Water: 19.12 ft**	**Pump Type: QED Dedicated** **Tubing Type: LDPE** **Pump Intake From TOC: 53.26 ft** **Estimated Total Volume Pumped: 7280 ml** **Flow Cell Volume: 90 ml** **Final Flow Rate: 130 ml/min** **Final Draw Down: 1.87 ft**	**Instrument Used: Aqua TROLL 400** **Serial Number: 789301**

Test Notes:
Prepurged 1 L

Low-Flow Readings:

Date Time	Elapsed Time	pH	Temperature	Specific Conductivity	RDO Concentration	Turbidity	ORP	Depth to Water	Salinity	Flow
		+/- 0.1	+/- 1000 %	+/- 5 %	+/- 10 %	+/- 5	+/- 1000 %	+/- 0.3	+/- 1000 %	
2/15/2022 12:28 PM	00:00	7.35 pH	16.29 °C	1,989.8 µS/cm	0.94 mg/L	1.19 NTU	-71.3 mV	20.23 ft	1.02 PSU	130.00 ml/min
2/15/2022 12:32 PM	04:00	7.36 pH	16.42 °C	1,986.4 µS/cm	0.78 mg/L	1.18 NTU	-78.2 mV	20.35 ft	1.02 PSU	130.00 ml/min
2/15/2022 12:36 PM	08:00	7.37 pH	16.53 °C	1,971.0 µS/cm	0.84 mg/L	0.89 NTU	-83.6 mV	20.47 ft	1.01 PSU	130.00 ml/min
2/15/2022 12:40 PM	12:00	7.37 pH	16.51 °C	1,948.5 µS/cm	0.79 mg/L	0.67 NTU	-86.1 mV	20.55 ft	1.00 PSU	130.00 ml/min
2/15/2022 12:44 PM	16:00	7.23 pH	16.42 °C	1,927.7 µS/cm	0.72 mg/L	0.73 NTU	-88.3 mV	20.61 ft	0.99 PSU	130.00 ml/min
2/15/2022 12:48 PM	20:00	7.21 pH	16.51 °C	1,903.8 µS/cm	0.70 mg/L	0.59 NTU	-89.4 mV	20.68 ft	0.98 PSU	130.00 ml/min
2/15/2022 12:52 PM	24:00	7.21 pH	16.74 °C	1,883.7 µS/cm	0.62 mg/L	0.50 NTU	-90.5 mV	20.73 ft	0.97 PSU	130.00 ml/min
2/15/2022 12:56 PM	28:00	7.21 pH	16.83 °C	1,867.8 µS/cm	0.54 mg/L	0.51 NTU	-92.0 mV	20.79 ft	0.96 PSU	130.00 ml/min
2/15/2022 1:00 PM	32:00	7.21 pH	16.97 °C	1,851.1 µS/cm	0.55 mg/L	0.44 NTU	-92.6 mV	20.83 ft	0.95 PSU	130.00 ml/min
2/15/2022 1:04 PM	36:00	7.21 pH	16.84 °C	1,844.7 µS/cm	0.57 mg/L	0.56 NTU	-92.6 mV	20.87 ft	0.94 PSU	130.00 ml/min
2/15/2022 1:08 PM	40:00	7.22 pH	16.78 °C	1,838.4 µS/cm	0.51 mg/L	0.49 NTU	-91.9 mV	20.89 ft	0.94 PSU	130.00 ml/min
2/15/2022 1:12 PM	44:00	7.21 pH	16.80 °C	1,838.2 µS/cm	0.50 mg/L	0.64 NTU	-91.4 mV	20.92 ft	0.94 PSU	130.00 ml/min
2/15/2022 1:16 PM	48:00	7.21 pH	16.91 °C	1,826.3 µS/cm	0.50 mg/L	0.60 NTU	-91.0 mV	20.94 ft	0.93 PSU	130.00 ml/min
2/15/2022 1:20 PM	52:00	7.21 pH	17.09 °C	1,820.5 µS/cm	0.53 mg/L	0.60 NTU	-90.5 mV	20.97 ft	0.93 PSU	130.00 ml/min
2/15/2022 1:24 PM	56:00	7.20 pH	17.18 °C	1,809.5 µS/cm	0.49 mg/L	0.59 NTU	-90.2 mV	20.99 ft	0.93 PSU	130.00 ml/min

Samples

Sample ID:	Description:
BGWC-41D	Metals, Inorganics, TDS, Radium

Created using VuSitu from In-Situ, Inc.

Low-Flow Test Report:

Test Date / Time: 2/17/2022 11:52:38 AM
Project: Plant Bowen AP February 2022
Operator Name: Meredith Duncan

Location Name: BGWC-42D **Well Diameter: 2 in** **Casing Type: PVC** **Screen Length: 10 ft** **Top of Screen: 143.74 ft** **Total Depth: 153.74 ft** **Initial Depth to Water: 29.97 ft**	**Pump Type: QED Dedicated** **Tubing Type: PVC** **Pump Intake From TOC: 148.74 ft** **Estimated Total Volume Pumped: 2400 ml** **Flow Cell Volume: 90 ml** **Final Flow Rate: 120 ml/min** **Final Draw Down: 1.14 ft**	**Instrument Used: Aqua TROLL 400** **Serial Number: 893479**

Test Notes:
Prepurge 2L
Strong Sulfur smell
Black specks visible in water

Low-Flow Readings:

Date Time	Elapsed Time	pH	Temperature	Specific Conductivity	RDO Concentration	Turbidity	ORP	Depth to Water	Flow
		+/- 0.1	+/- 1000	+/- 5 %	+/- 10 %	+/- 5	+/- 1000	+/- 0.3	
2/17/2022 11:52 AM	00:00	7.29 pH	18.29 °C	1,127.6 µS/cm	0.35 mg/L	0.51 NTU	-191.6 mV	29.97 ft	120.00 ml/min
2/17/2022 11:56 AM	04:00	7.30 pH	18.42 °C	1,205.6 µS/cm	0.28 mg/L	0.62 NTU	-194.7 mV	31.04 ft	120.00 ml/min
2/17/2022 12:00 PM	08:00	7.30 pH	18.53 °C	1,209.1 µS/cm	0.25 mg/L	0.34 NTU	-195.2 mV	31.06 ft	120.00 ml/min
2/17/2022 12:04 PM	12:00	7.29 pH	18.49 °C	1,210.8 µS/cm	0.23 mg/L	0.64 NTU	-193.4 mV	31.08 ft	120.00 ml/min
2/17/2022 12:08 PM	16:00	7.29 pH	18.40 °C	1,210.1 µS/cm	0.21 mg/L	0.17 NTU	-190.6 mV	31.10 ft	120.00 ml/min
2/17/2022 12:12 PM	20:00	7.30 pH	18.35 °C	1,203.8 µS/cm	0.20 mg/L	0.80 NTU	-188.7 mV	31.11 ft	120.00 ml/min

Samples

Sample ID:	Description:
BGWC-42D	Metals, Inorganic, TDS, Radium

Low-Flow Test Report:

Test Date / Time: 2/15/2022 2:32:07 PM
Project: Plant Bowen AP February 2022
Operator Name: Meredith Duncan

Location Name: BGWC-43D **Well Diameter: 2 in** **Casing Type: PVC** **Screen Length: 10 ft** **Top of Screen: 156.01 ft** **Total Depth: 166.01 ft** **Initial Depth to Water: 25.03 ft**	**Pump Type: Solinst Model 408** **Tubing Type: PVC** **Pump Intake From TOC: 161.01 ft** **Estimated Total Volume Pumped: 3200 ml** **Flow Cell Volume: 90 ml** **Final Flow Rate: 160 ml/min** **Final Draw Down: 0.01 ft**	**Instrument Used: Aqua TROLL 400** **Serial Number: 893479**

Test Notes:
Prepurge 2.5L
Sulfur smell
Water turned black when pumping began then cleared as pumping continued

Low-Flow Readings:

Date Time	Elapsed Time	pH	Temperature	Specific Conductivity	RDO Concentration	Turbidity	ORP	Depth to Water	Flow
		+/- 0.1	+/- 1000	+/- 5 %	+/- 10 %	+/- 5	+/- 1000	+/- 0.3	
2/15/2022 2:32 PM	00:00	7.29 pH	21.11 °C	2,357.4 µS/cm	0.16 mg/L	8.71 NTU	-148.1 mV	25.03 ft	160.00 ml/min
2/15/2022 2:36 PM	04:00	7.29 pH	21.09 °C	2,398.0 µS/cm	0.13 mg/L	2.94 NTU	-110.1 mV	25.04 ft	160.00 ml/min
2/15/2022 2:40 PM	08:00	7.28 pH	21.00 °C	2,404.4 µS/cm	0.10 mg/L	1.04 NTU	-101.5 mV	25.04 ft	160.00 ml/min
2/15/2022 2:44 PM	12:00	7.28 pH	21.03 °C	2,403.2 µS/cm	0.09 mg/L	0.55 NTU	-94.8 mV	25.04 ft	160.00 ml/min
2/15/2022 2:48 PM	16:00	7.28 pH	20.98 °C	2,399.9 µS/cm	0.08 mg/L	0.46 NTU	-89.2 mV	25.04 ft	160.00 ml/min
2/15/2022 2:52 PM	20:00	7.28 pH	20.98 °C	2,397.1 µS/cm	0.07 mg/L	0.39 NTU	-84.8 mV	25.04 ft	160.00 ml/min

Samples

Sample ID:	Description:
BGWC-43D	Metals, Inorganic, TDS, Radium

Low-Flow Test Report:

Test Date / Time: 2/9/2022 1:14:10 PM
Project: Plant Bowen AP February 2022
Operator Name: Meredith Duncan

Location Name: BGWC-44D **Well Diameter: 2 in** **Casing Type: PVC** **Screen Length: 10 ft** **Top of Screen: 132.79 ft** **Total Depth: 142.79 ft** **Initial Depth to Water: 42.58 ft**	**Pump Type: QED Dedicated** **Tubing Type: PVC** **Pump Intake From TOC: 137.79 ft** **Estimated Total Volume Pumped: 5760 ml** **Flow Cell Volume: 90 ml** **Final Flow Rate: 120 ml/min** **Final Draw Down: 3.73 ft**	**Instrument Used: Aqua TROLL 400** **Serial Number: 893479**

Test Notes:
Prepurge 1L
Sulfur smell

Low-Flow Readings:

Date Time	Elapsed Time	pH	Temperature	Specific Conductivity	RDO Concentration	Turbidity	ORP	Depth to Water	Flow
		+/- 0.1	+/- 1000	+/- 5 %	+/- 10 %	+/- 5	+/- 1000	+/- 0.3	
2/9/2022 1:14 PM	00:00	7.61 pH	18.46 °C	565.02 µS/cm	0.73 mg/L	0.68 NTU	-137.8 mV	42.58 ft	120.00 ml/min
2/9/2022 1:18 PM	04:00	7.58 pH	18.31 °C	623.95 µS/cm	0.48 mg/L	0.32 NTU	-94.0 mV	43.40 ft	120.00 ml/min
2/9/2022 1:22 PM	08:00	7.60 pH	18.29 °C	629.43 µS/cm	0.39 mg/L	0.62 NTU	-95.9 mV	43.84 ft	120.00 ml/min
2/9/2022 1:26 PM	12:00	7.61 pH	18.31 °C	626.87 µS/cm	0.34 mg/L	0.35 NTU	-98.5 mV	44.24 ft	120.00 ml/min
2/9/2022 1:30 PM	16:00	7.61 pH	18.24 °C	626.97 µS/cm	0.31 mg/L	0.46 NTU	-105.8 mV	44.62 ft	120.00 ml/min
2/9/2022 1:34 PM	20:00	7.61 pH	18.28 °C	628.12 µS/cm	0.29 mg/L	0.58 NTU	-110.6 mV	44.93 ft	120.00 ml/min
2/9/2022 1:38 PM	24:00	7.61 pH	18.35 °C	627.21 µS/cm	0.28 mg/L	0.44 NTU	-115.3 mV	45.21 ft	120.00 ml/min
2/9/2022 1:42 PM	28:00	7.61 pH	18.38 °C	627.17 µS/cm	0.27 mg/L	0.41 NTU	-118.1 mV	45.44 ft	120.00 ml/min
2/9/2022 1:46 PM	32:00	7.62 pH	18.40 °C	623.55 µS/cm	0.26 mg/L	0.48 NTU	-120.5 mV	45.64 ft	120.00 ml/min
2/9/2022 1:50 PM	36:00	7.62 pH	18.47 °C	616.82 µS/cm	0.25 mg/L	0.86 NTU	-123.0 mV	45.84 ft	120.00 ml/min
2/9/2022 1:54 PM	40:00	7.62 pH	18.49 °C	610.73 µS/cm	0.24 mg/L	0.77 NTU	-122.3 mV	46.02 ft	120.00 ml/min
2/9/2022 1:58 PM	44:00	7.61 pH	18.44 °C	605.22 µS/cm	0.24 mg/L	0.83 NTU	-123.2 mV	46.17 ft	120.00 ml/min
2/9/2022 2:02 PM	48:00	7.61 pH	18.37 °C	600.67 µS/cm	0.24 mg/L	0.82 NTU	-122.6 mV	46.31 ft	120.00 ml/min

Samples

Sample ID:	Description:
BGWC-44D	Metals, Inorganic, TDS, Radium

Created using VuSitu from In-Situ, Inc.

Low-Flow Test Report:

Test Date / Time: 2/9/2022 11:42:16 AM
Project: Plant Bowen AP February 2022
Operator Name: William Laaker

Location Name: BGWA-47D **Well Diameter: 2 in** **Casing Type: PVC** **Screen Length: 10 ft** **Top of Screen: 144.96 ft** **Total Depth: 154.96 ft** **Initial Depth to Water: 51.59 ft**	**Pump Type: QED Dedicated** **Tubing Type: LDPE** **Pump Intake From TOC: 149.96 ft** **Estimated Total Volume Pumped: 3240 ml** **Flow Cell Volume: 90 ml** **Final Flow Rate: 135 ml/min** **Final Draw Down: 0.02 ft**	**Instrument Used: Aqua TROLL 400** **Serial Number: 789301**

Test Notes:
Prepurged 1 L

Low-Flow Readings:

Date Time	Elapsed Time	pH	Temperature	Specific Conductivity	RDO Concentration	Turbidity	ORP	Depth to Water	Salinity	Flow
		+/- 0.1	+/- 1000 %	+/- 5 %	+/- 10 %	+/- 5	+/- 1000 %	+/- 0.3	+/- 1000 %	
2/9/2022 11:42 AM	00:00	6.92 pH	18.21 °C	647.74 µS/cm	0.72 mg/L	4.50 NTU	-34.5 mV	51.61 ft	0.32 PSU	135.00 ml/min
2/9/2022 11:46 AM	04:00	6.89 pH	18.12 °C	648.24 µS/cm	0.65 mg/L	4.48 NTU	-24.4 mV	51.61 ft	0.32 PSU	135.00 ml/min
2/9/2022 11:50 AM	08:00	6.88 pH	18.21 °C	649.62 µS/cm	0.61 mg/L	4.16 NTU	-19.7 mV	51.61 ft	0.32 PSU	135.00 ml/min
2/9/2022 11:54 AM	12:00	6.87 pH	18.25 °C	646.71 µS/cm	0.59 mg/L	3.24 NTU	-17.2 mV	51.61 ft	0.32 PSU	135.00 ml/min
2/9/2022 11:58 AM	16:00	6.87 pH	18.26 °C	647.67 µS/cm	0.58 mg/L	2.41 NTU	-15.1 mV	51.61 ft	0.32 PSU	135.00 ml/min
2/9/2022 12:02 PM	20:00	6.87 pH	18.27 °C	647.84 µS/cm	0.57 mg/L	1.87 NTU	-13.6 mV	51.61 ft	0.32 PSU	135.00 ml/min
2/9/2022 12:06 PM	24:00	6.86 pH	18.29 °C	647.39 µS/cm	0.57 mg/L	1.63 NTU	-12.0 mV	51.61 ft	0.32 PSU	135.00 ml/min

Samples

Sample ID:	Description:
BGWA-47D	Metals, Inorganics, TDS, Radium
DUP-1	Metals, Inorganics, TDS, Radium

Low-Flow Test Report:

Test Date / Time: 2/9/2022 10:18:04 AM
Project: Plant Bowen AP February 2022
Operator Name: William Laaker

Location Name: BGWA-48D **Well Diameter: 2 in** **Casing Type: PVC** **Screen Length: 10 ft** **Top of Screen: 184.79 ft** **Total Depth: 194.79 ft** **Initial Depth to Water: 51.54 ft**	**Pump Type: QED Dedicated** **Tubing Type: LDPE** **Pump Intake From TOC: 189.79 ft** **Estimated Total Volume Pumped: 4160 ml** **Flow Cell Volume: 90 ml** **Final Flow Rate: 130 ml/min** **Final Draw Down: 3.49 ft**	**Instrument Used: Aqua TROLL 400** **Serial Number: 789301**

Test Notes:
Prepurged 2 L

Low-Flow Readings:

Date Time	Elapsed Time	pH	Temperature	Specific Conductivity	RDO Concentration	Turbidity	ORP	Depth to Water	Salinity	Flow
		+/- 0.1	+/- 1000 %	+/- 5 %	+/- 10 %	+/- 5	+/- 1000 %	+/- 0.3	+/- 1000 %	
2/9/2022 10:18 AM	00:00	7.19 pH	17.00 °C	504.44 µS/cm	0.60 mg/L	0.02 NTU	-69.7 mV	53.80 ft	0.25 PSU	130.00 ml/min
2/9/2022 10:22 AM	04:00	7.17 pH	16.60 °C	507.54 µS/cm	0.51 mg/L	0.11 NTU	-83.0 mV	53.97 ft	0.25 PSU	130.00 ml/min
2/9/2022 10:26 AM	08:00	7.13 pH	16.85 °C	504.87 µS/cm	0.44 mg/L	0.04 NTU	-92.3 mV	54.21 ft	0.25 PSU	130.00 ml/min
2/9/2022 10:30 AM	12:00	7.13 pH	17.05 °C	505.15 µS/cm	0.41 mg/L	0.02 NTU	-99.4 mV	54.41 ft	0.25 PSU	130.00 ml/min
2/9/2022 10:34 AM	16:00	7.15 pH	17.18 °C	509.15 µS/cm	0.37 mg/L	0.33 NTU	-106.2 mV	54.59 ft	0.25 PSU	130.00 ml/min
2/9/2022 10:38 AM	20:00	7.15 pH	17.24 °C	513.21 µS/cm	0.36 mg/L	0.48 NTU	-110.7 mV	54.72 ft	0.25 PSU	130.00 ml/min
2/9/2022 10:42 AM	24:00	7.16 pH	17.32 °C	515.90 µS/cm	0.33 mg/L	0.10 NTU	-115.0 mV	54.81 ft	0.25 PSU	130.00 ml/min
2/9/2022 10:46 AM	28:00	7.16 pH	17.53 °C	520.67 µS/cm	0.32 mg/L	0.38 NTU	-119.1 mV	54.93 ft	0.25 PSU	130.00 ml/min
2/9/2022 10:50 AM	32:00	7.16 pH	17.45 °C	523.41 µS/cm	0.32 mg/L	0.23 NTU	-121.9 mV	55.03 ft	0.26 PSU	130.00 ml/min

Samples

Sample ID:	Description:
BGWA-48D	Metals, Inorganics, TDS, Radium

Created using VuSitu from In-Situ, Inc.

Low-Flow Test Report:

Test Date / Time: 2/17/2022 11:20:07 AM
Project: Plant Bowen AP February 2022
Operator Name: William Laaker

Location Name: BGWC-49D **Well Diameter: 2 in** **Casing Type: PVC** **Screen Length: 10 ft** **Top of Screen: 300.68 ft** **Total Depth: 310.68 ft** **Initial Depth to Water: 25.23 ft**	**Pump Type: Solinst Model 408** **Tubing Type: LDPE** **Pump Intake From TOC: 305.68 ft** **Estimated Total Volume Pumped: 3280 ml** **Flow Cell Volume: 90 ml** **Final Flow Rate: 100 ml/min** **Final Draw Down: 30.09 ft**	**Instrument Used: Aqua TROLL 400** **Serial Number: 789301**

Test Notes:
Prepurged 24.5 L to stabilize drawdown. Water had strong odor and very fine black sediment at the start of pumping. At 16:00 lowered pump rate to 100 mL/min to stabilize drawdown.

Low-Flow Readings:

Date Time	Elapsed Time	pH	Temperature	Specific Conductivity	RDO Concentration	Turbidity	ORP	Depth to Water	Salinity	Flow
		+/- 0.1	+/- 1000 %	+/- 5 %	+/- 10 %	+/- 5	+/- 1000 %	+/- 0.3	+/- 1000 %	
2/17/2022 11:20 AM	00:00	7.56 pH	21.26 °C	1,917.9 µS/cm	0.53 mg/L	0.39 NTU	-114.5 mV	54.10 ft	0.99 PSU	105.00 ml/min
2/17/2022 11:24 AM	04:00	7.56 pH	21.13 °C	1,918.0 µS/cm	0.54 mg/L	0.35 NTU	-104.2 mV	54.23 ft	0.99 PSU	105.00 ml/min
2/17/2022 11:28 AM	08:00	7.56 pH	21.02 °C	1,929.1 µS/cm	0.39 mg/L	0.34 NTU	-100.7 mV	54.44 ft	0.99 PSU	105.00 ml/min
2/17/2022 11:32 AM	12:00	7.56 pH	21.06 °C	1,938.3 µS/cm	0.22 mg/L	0.21 NTU	-97.6 mV	54.63 ft	1.00 PSU	105.00 ml/min
2/17/2022 11:36 AM	16:00	7.56 pH	21.03 °C	1,939.1 µS/cm	0.16 mg/L	0.27 NTU	-92.2 mV	54.81 ft	1.00 PSU	100.00 ml/min
2/17/2022 11:40 AM	20:00	7.56 pH	21.01 °C	1,942.5 µS/cm	0.14 mg/L	0.29 NTU	-89.2 mV	54.95 ft	1.00 PSU	100.00 ml/min
2/17/2022 11:44 AM	24:00	7.57 pH	20.83 °C	1,943.2 µS/cm	0.13 mg/L	0.26 NTU	-84.4 mV	55.10 ft	1.00 PSU	100.00 ml/min
2/17/2022 11:48 AM	28:00	7.57 pH	20.70 °C	1,947.0 µS/cm	0.13 mg/L	0.25 NTU	-84.9 mV	55.20 ft	1.00 PSU	100.00 ml/min
2/17/2022 11:52 AM	32:00	7.57 pH	20.62 °C	1,946.9 µS/cm	0.12 mg/L	0.24 NTU	-81.5 mV	55.32 ft	1.00 PSU	100.00 ml/min

Samples

Sample ID:	Description:
BGWC-49D	Metals, Inorganics, TDS, Radium

Low-Flow Test Report:

Test Date / Time: 2/9/2022 3:23:49 PM
Project: Plant Bowen AP February 2022
Operator Name: Meredith Duncan

Location Name: BGWC-50D **Well Diameter: 2 in** **Casing Type: PVC** **Screen Length: 10 ft** **Top of Screen: 177.27 ft** **Total Depth: 187.27 ft** **Initial Depth to Water: 43.95 ft**	**Pump Type: QED Dedicated** **Tubing Type: PVC** **Pump Intake From TOC: 182.27 ft** **Estimated Total Volume Pumped: 9120 ml** **Flow Cell Volume: 90 ml** **Final Flow Rate: 120 ml/min** **Final Draw Down: 2.74 ft**	**Instrument Used: Aqua TROLL 400** **Serial Number: 893479**

Test Notes:
Prepurge 2.5L
Small black specks visible

Low-Flow Readings:

Date Time	Elapsed Time	pH	Temperature	Specific Conductivity	RDO Concentration	Turbidity	ORP	Depth to Water	Flow
		+/- 0.1	+/- 1000	+/- 5 %	+/- 10 %	+/- 5	+/- 1000	+/- 0.3	
2/9/2022 3:23 PM	00:00	7.67 pH	18.62 °C	821.88 µS/cm	0.33 mg/L	5.62 NTU	-112.9 mV	43.95 ft	120.00 ml/min
2/9/2022 3:27 PM	04:00	7.68 pH	18.55 °C	829.42 µS/cm	0.28 mg/L	13.70 NTU	-103.9 mV	44.73 ft	120.00 ml/min
2/9/2022 3:31 PM	08:00	7.67 pH	18.62 °C	826.33 µS/cm	0.25 mg/L	11.91 NTU	-104.7 mV	45.40 ft	120.00 ml/min
2/9/2022 3:35 PM	12:00	7.65 pH	18.68 °C	821.78 µS/cm	0.24 mg/L	11.30 NTU	-103.0 mV	45.31 ft	120.00 ml/min
2/9/2022 3:39 PM	16:00	7.65 pH	18.64 °C	811.06 µS/cm	0.23 mg/L	11.20 NTU	-102.7 mV	45.53 ft	120.00 ml/min
2/9/2022 3:43 PM	20:00	7.64 pH	18.71 °C	798.49 µS/cm	0.23 mg/L	11.19 NTU	-103.3 mV	45.71 ft	120.00 ml/min
2/9/2022 3:47 PM	24:00	7.63 pH	18.70 °C	774.41 µS/cm	0.22 mg/L	8.61 NTU	-108.3 mV	45.88 ft	120.00 ml/min
2/9/2022 3:51 PM	28:00	7.63 pH	18.71 °C	754.49 µS/cm	0.22 mg/L	9.37 NTU	-108.6 mV	45.99 ft	120.00 ml/min
2/9/2022 3:55 PM	32:00	7.63 pH	18.70 °C	735.05 µS/cm	0.21 mg/L	9.38 NTU	-112.0 mV	46.11 ft	120.00 ml/min
2/9/2022 3:59 PM	36:00	7.63 pH	18.48 °C	735.66 µS/cm	0.21 mg/L	7.52 NTU	-128.2 mV	46.19 ft	120.00 ml/min
2/9/2022 4:03 PM	40:00	7.63 pH	18.46 °C	723.46 µS/cm	0.21 mg/L	6.56 NTU	-151.8 mV	46.25 ft	120.00 ml/min
2/9/2022 4:07 PM	44:00	7.62 pH	18.53 °C	709.79 µS/cm	0.21 mg/L	6.44 NTU	-170.5 mV	46.37 ft	120.00 ml/min
2/9/2022 4:11 PM	48:00	7.62 pH	18.53 °C	697.84 µS/cm	0.22 mg/L	5.75 NTU	-182.3 mV	46.43 ft	120.00 ml/min
2/9/2022 4:15 PM	52:00	7.63 pH	18.60 °C	687.42 µS/cm	0.22 mg/L	5.29 NTU	-189.2 mV	46.46 ft	120.00 ml/min
2/9/2022 4:19 PM	56:00	7.62 pH	18.57 °C	672.88 µS/cm	0.22 mg/L	5.02 NTU	-192.0 mV	46.52 ft	120.00 ml/min

2/9/2022 4:23 PM	01:00:00	7.62 pH	18.55 °C	657.14 µS/cm	0.23 mg/L	4.62 NTU	-193.1 mV	46.57 ft	120.00 ml/min
2/9/2022 4:27 PM	01:04:00	7.62 pH	18.61 °C	639.83 µS/cm	0.23 mg/L	4.80 NTU	-193.3 mV	46.60 ft	120.00 ml/min
2/9/2022 4:31 PM	01:08:00	7.61 pH	18.44 °C	670.13 µS/cm	0.25 mg/L	4.45 NTU	-193.2 mV	46.64 ft	120.00 ml/min
2/9/2022 4:35 PM	01:12:00	7.60 pH	18.40 °C	656.78 µS/cm	0.25 mg/L	3.93 NTU	-191.7 mV	46.68 ft	120.00 ml/min
2/9/2022 4:39 PM	01:16:00	7.60 pH	18.29 °C	657.65 µS/cm	0.26 mg/L	3.89 NTU	-191.1 mV	46.69 ft	120.00 ml/min

Samples

Sample ID:	Description:
BGWC-50D	Metals, Inorganic, TDS, Radium

Low-Flow Test Report:

Test Date / Time: 2/14/2022 1:16:07 PM
Project: Plant Bowen AP February 2022
Operator Name: William Laaker

Location Name: BGWC-51 **Well Diameter: 2 in** **Casing Type: PVC** **Screen Length: 10 ft** **Top of Screen: 57.29 ft** **Total Depth: 67.29 ft** **Initial Depth to Water: 36.86 ft**	**Pump Type: QED Bladder** **Tubing Type: LDPE** **Pump Intake From TOC: 62.29 ft** **Estimated Total Volume Pumped: 5040 ml** **Flow Cell Volume: 90 ml** **Final Flow Rate: 140 ml/min** **Final Draw Down: 0.01 ft**	**Instrument Used: Aqua TROLL 400** **Serial Number: 789301**

Test Notes:
Prepurged 1 L

Low-Flow Readings:

Date Time	Elapsed Time	pH	Temperature	Specific Conductivity	RDO Concentration	Turbidity	ORP	Depth to Water	Salinity	Flow
		+/- 0.1	+/- 1000 %	+/- 5 %	+/- 10 %	+/- 5	+/- 1000 %	+/- 0.3	+/- 1000 %	
2/14/2022 1:16 PM	00:00	7.23 pH	15.71 °C	961.59 µS/cm	2.31 mg/L	11.59 NTU	36.5 mV	36.87 ft	0.48 PSU	140.00 ml/min
2/14/2022 1:20 PM	04:00	7.21 pH	15.99 °C	955.73 µS/cm	2.23 mg/L	9.87 NTU	26.1 mV	36.87 ft	0.47 PSU	140.00 ml/min
2/14/2022 1:24 PM	08:00	7.21 pH	16.02 °C	952.09 µS/cm	2.18 mg/L	8.42 NTU	22.2 mV	36.87 ft	0.47 PSU	140.00 ml/min
2/14/2022 1:28 PM	12:00	7.20 pH	16.14 °C	955.73 µS/cm	2.16 mg/L	7.20 NTU	19.6 mV	36.87 ft	0.48 PSU	140.00 ml/min
2/14/2022 1:32 PM	16:00	7.20 pH	16.28 °C	949.26 µS/cm	2.13 mg/L	5.74 NTU	17.5 mV	36.87 ft	0.47 PSU	140.00 ml/min
2/14/2022 1:36 PM	20:00	7.20 pH	16.29 °C	950.88 µS/cm	2.13 mg/L	5.43 NTU	16.0 mV	36.87 ft	0.47 PSU	140.00 ml/min
2/14/2022 1:40 PM	24:00	7.11 pH	16.33 °C	951.54 µS/cm	2.12 mg/L	5.39 NTU	14.9 mV	36.87 ft	0.47 PSU	140.00 ml/min
2/14/2022 1:44 PM	28:00	7.11 pH	16.38 °C	953.05 µS/cm	2.13 mg/L	4.52 NTU	13.6 mV	36.87 ft	0.47 PSU	140.00 ml/min
2/14/2022 1:48 PM	32:00	7.11 pH	16.74 °C	946.88 µS/cm	2.08 mg/L	4.41 NTU	12.9 mV	36.87 ft	0.47 PSU	140.00 ml/min
2/14/2022 1:52 PM	36:00	7.11 pH	16.60 °C	947.29 µS/cm	2.08 mg/L	3.54 NTU	12.1 mV	36.87 ft	0.47 PSU	140.00 ml/min

Samples

Sample ID:	Description:
BGWC-51	Metals, Inorganics, TDS, Radium

Low-Flow Test Report:

Test Date / Time: 2/14/2022 2:52:46 PM
Project: Plant Bowen AP February 2022
Operator Name: William Laaker

Location Name: BGWC-52 **Well Diameter: 2 in** **Casing Type: PVC** **Screen Length: 10 ft** **Top of Screen: 72.18 ft** **Total Depth: 82.18 ft** **Initial Depth to Water: 36.12 ft**	**Pump Type: QED Bladder** **Tubing Type: LDPE** **Pump Intake From TOC: 77.18 ft** **Estimated Total Volume Pumped: 7840 ml** **Flow Cell Volume: 90 ml** **Final Flow Rate: 140 ml/min** **Final Draw Down: 0.07 ft**	**Instrument Used: Aqua TROLL 400** **Serial Number: 789301**

Test Notes:
Prepurged 1 L

Low-Flow Readings:

Date Time	Elapsed Time	pH	Temperature	Specific Conductivity	RDO Concentration	Turbidity	ORP	Depth to Water	Salinity	Flow
		+/- 0.1	+/- 1000 %	+/- 5 %	+/- 10 %	+/- 5	+/- 1000 %	+/- 0.3	+/- 1000 %	
2/14/2022 2:52 PM	00:00	7.54 pH	15.93 °C	647.48 µS/cm	2.23 mg/L	1.93 NTU	19.1 mV	36.19 ft	0.32 PSU	140.00 ml/min
2/14/2022 2:56 PM	04:00	7.57 pH	15.94 °C	570.68 µS/cm	2.10 mg/L	3.70 NTU	13.6 mV	36.19 ft	0.28 PSU	140.00 ml/min
2/14/2022 3:00 PM	08:00	7.59 pH	15.96 °C	527.66 µS/cm	1.91 mg/L	2.66 NTU	11.2 mV	36.19 ft	0.26 PSU	140.00 ml/min
2/14/2022 3:04 PM	12:00	7.60 pH	15.98 °C	511.92 µS/cm	1.81 mg/L	1.88 NTU	9.4 mV	36.19 ft	0.25 PSU	140.00 ml/min
2/14/2022 3:08 PM	16:00	7.61 pH	15.98 °C	491.66 µS/cm	1.81 mg/L	2.59 NTU	8.0 mV	36.19 ft	0.24 PSU	140.00 ml/min
2/14/2022 3:12 PM	20:00	7.61 pH	16.02 °C	485.55 µS/cm	1.83 mg/L	2.47 NTU	6.8 mV	36.19 ft	0.24 PSU	140.00 ml/min
2/14/2022 3:16 PM	24:00	7.62 pH	15.93 °C	478.62 µS/cm	1.91 mg/L	2.44 NTU	5.7 mV	36.19 ft	0.23 PSU	140.00 ml/min
2/14/2022 3:20 PM	28:00	7.63 pH	15.81 °C	475.47 µS/cm	2.07 mg/L	2.72 NTU	4.8 mV	36.19 ft	0.23 PSU	140.00 ml/min
2/14/2022 3:24 PM	32:00	7.62 pH	15.84 °C	475.22 µS/cm	2.25 mg/L	3.24 NTU	4.4 mV	36.19 ft	0.23 PSU	140.00 ml/min
2/14/2022 3:28 PM	36:00	7.62 pH	15.84 °C	472.03 µS/cm	2.41 mg/L	2.82 NTU	3.8 mV	36.19 ft	0.23 PSU	140.00 ml/min
2/14/2022 3:32 PM	40:00	7.60 pH	15.87 °C	473.92 µS/cm	2.54 mg/L	2.68 NTU	3.7 mV	36.19 ft	0.23 PSU	140.00 ml/min
2/14/2022 3:36 PM	44:00	7.60 pH	15.82 °C	473.19 µS/cm	2.69 mg/L	2.57 NTU	3.1 mV	36.19 ft	0.23 PSU	140.00 ml/min
2/14/2022 3:40 PM	48:00	7.59 pH	15.80 °C	474.01 µS/cm	2.82 mg/L	2.66 NTU	2.8 mV	36.19 ft	0.23 PSU	140.00 ml/min
2/14/2022 3:44 PM	52:00	7.58 pH	15.80 °C	474.76 µS/cm	2.90 mg/L	2.59 NTU	2.7 mV	36.19 ft	0.23 PSU	140.00 ml/min
2/14/2022 3:48 PM	56:00	7.57 pH	15.84 °C	475.52 µS/cm	3.01 mg/L	2.33 NTU	2.3 mV	36.19 ft	0.23 PSU	140.00 ml/min

Samples

Sample ID:	Description:
BGWC-52	Metals, Inorganics, TDS, Radium

Created using VuSitu from In-Situ, Inc.

Plant Bowen Surface Water Samples 02/21/2022

Sample ID	Total Depth (ft)	Sample Depth (ft)	Time	Temp(^{o}C)	pH	OPR (mV)	DO (mg/L)	Turbidity (NTU)	Conductance – (mS/cm)	Coordinates
EC+0.5	3.4	1.5	1200	11.55	6.50	-112.2	12.71	15.4	0.133	34.121492,-84.942528
EC-0.00	5.3	2.5	1150	11.52	6.49	-121.4	13.08	14.1	0.133	34.124570,-84.935193
EC-0.72	4.2	2.0	1130	11.48	6.16	-118.7	12.96	12.6	0.136	34.130268,-84.935383

April 2022

Low-Flow Test Report:

Test Date / Time: 4/28/2022 10:12:16 AM
Project: Plant Bowen AP Supplemental
Operator Name: Kevin Stephenson

Location Name: PZ-7 **Well Diameter: 2 in** **Casing Type: PVC** **Screen Length: 10 ft** **Top of Screen: 39.3 ft** **Total Depth: 49.3 ft** **Initial Depth to Water: 19.08 ft**	**Pump Type: GeoTech Peristaltic** **Tubing Type: LDPE** **Pump Intake From TOC: 44.3 ft** **Estimated Total Volume Pumped: 10744 ml** **Flow Cell Volume: 90 ml** **Final Flow Rate: 240 ml/min** **Final Draw Down: 0.11 ft**	**Instrument Used: Aqua TROLL 400** **Serial Number: 789317**

Test Notes:
Pre-purged 7 liters.

Low-Flow Readings:

Date Time	Elapsed Time	pH	Temperature	Specific Conductivity	RDO Concentration	Turbidity	ORP	Depth To Water	Flow
		+/- 0.1	+/- 1000 %	+/- 5 %	+/- 0.2	+/- 5	+/- 1000	+/- 0.5	
4/28/2022 10:12 AM	00:00	6.57 pH	62.18 °F	649.96 µS/cm	0.72 mg/L	10.33 NTU	144.5 mV	19.17 ft	240.00 ml/min
4/28/2022 10:13 AM	00:46	6.57 pH	62.19 °F	644.12 µS/cm	0.71 mg/L	9.85 NTU	173.1 mV	19.17 ft	240.00 ml/min
4/28/2022 10:17 AM	04:46	6.57 pH	62.34 °F	646.05 µS/cm	0.71 mg/L	7.55 NTU	123.5 mV	19.17 ft	240.00 ml/min
4/28/2022 10:21 AM	08:46	6.56 pH	62.43 °F	645.97 µS/cm	0.69 mg/L	7.21 NTU	111.9 mV	19.18 ft	240.00 ml/min
4/28/2022 10:25 AM	12:46	6.57 pH	62.54 °F	647.17 µS/cm	0.69 mg/L	6.82 NTU	99.2 mV	19.18 ft	240.00 ml/min
4/28/2022 10:29 AM	16:46	6.57 pH	62.55 °F	645.27 µS/cm	0.68 mg/L	6.62 NTU	88.1 mV	19.19 ft	240.00 ml/min
4/28/2022 10:33 AM	20:46	6.57 pH	62.65 °F	648.54 µS/cm	0.67 mg/L	3.49 NTU	79.8 mV	19.19 ft	240.00 ml/min
4/28/2022 10:37 AM	24:46	6.57 pH	62.77 °F	646.83 µS/cm	0.67 mg/L	5.48 NTU	73.8 mV	19.19 ft	240.00 ml/min
4/28/2022 10:41 AM	28:46	6.57 pH	62.91 °F	647.06 µS/cm	0.70 mg/L	4.77 NTU	68.9 mV	19.19 ft	240.00 ml/min
4/28/2022 10:45 AM	32:46	6.57 pH	63.22 °F	647.81 µS/cm	0.69 mg/L	3.93 NTU	65.2 mV	19.19 ft	240.00 ml/min
4/28/2022 10:49 AM	36:46	6.58 pH	63.49 °F	646.54 µS/cm	0.68 mg/L	4.75 NTU	62.1 mV	19.19 ft	240.00 ml/min
4/28/2022 10:53 AM	40:46	6.58 pH	63.56 °F	645.03 µS/cm	0.67 mg/L	4.39 NTU	59.9 mV	19.19 ft	240.00 ml/min
4/28/2022 10:57 AM	44:46	6.57 pH	63.47 °F	646.39 µS/cm	0.63 mg/L	4.24 NTU	58.4 mV	19.19 ft	240.00 ml/min

Samples

Sample ID:	Description:
PZ-7	Metals Inorganics TDS Radium

Created using VuSitu from In-Situ, Inc.

July/August 2022

Low-Flow Test Report:

Test Date / Time: 7/26/2022 1:03:31 PM
Project: Plant Bowen AP July 2022
Operator Name: William Laaker

Location Name: BGWA-2 **Well Diameter: 2 in** **Casing Type: PVC** **Screen Length: 10 ft** **Top of Screen: 79.17 ft** **Total Depth: 89.17 ft** **Initial Depth to Water: 60.2 ft**	**Pump Type: QED Dedicated** **Tubing Type: LDPE** **Pump Intake From TOC: 84.17 ft** **Estimated Total Volume Pumped: 5400 ml** **Flow Cell Volume: 90 ml** **Final Flow Rate: 150 ml/min** **Final Draw Down: 0.05 ft**	**Instrument Used: Aqua TROLL 400** **Serial Number: 789301**

Test Notes:
Prepurged 1 L

Low-Flow Readings:

Date Time	Elapsed Time	pH	Temperature	Specific Conductivity	RDO Concentration	Turbidity	ORP	Depth to Water	Salinity	Flow
		+/- 0.1	+/- 1000 %	+/- 5 %	+/- 10 %	+/- 5	+/- 1000 %	+/- 0.3	+/- 1000 %	
7/26/2022 1:03 PM	00:00	7.40 pH	22.25 °C	422.29 µS/cm	3.82 mg/L	6.78 NTU	67.4 mV	60.25 ft	0.20 PSU	150.00 ml/min
7/26/2022 1:07 PM	04:00	7.42 pH	21.81 °C	421.32 µS/cm	3.60 mg/L	5.58 NTU	76.0 mV	60.25 ft	0.20 PSU	150.00 ml/min
7/26/2022 1:11 PM	08:00	7.41 pH	22.06 °C	422.32 µS/cm	3.41 mg/L	4.04 NTU	78.2 mV	60.25 ft	0.20 PSU	150.00 ml/min
7/26/2022 1:15 PM	12:00	7.42 pH	21.90 °C	419.95 µS/cm	3.19 mg/L	3.27 NTU	79.5 mV	60.25 ft	0.20 PSU	150.00 ml/min
7/26/2022 1:19 PM	16:00	7.42 pH	21.98 °C	419.52 µS/cm	3.00 mg/L	2.94 NTU	79.9 mV	60.25 ft	0.20 PSU	150.00 ml/min
7/26/2022 1:23 PM	20:00	7.43 pH	22.00 °C	417.60 µS/cm	2.83 mg/L	2.32 NTU	80.4 mV	60.25 ft	0.20 PSU	150.00 ml/min
7/26/2022 1:27 PM	24:00	7.42 pH	22.45 °C	417.47 µS/cm	2.70 mg/L	2.10 NTU	80.5 mV	60.25 ft	0.20 PSU	150.00 ml/min
7/26/2022 1:31 PM	28:00	7.43 pH	22.29 °C	414.98 µS/cm	2.61 mg/L	1.62 NTU	80.9 mV	60.25 ft	0.20 PSU	150.00 ml/min
7/26/2022 1:35 PM	32:00	7.45 pH	22.00 °C	414.93 µS/cm	2.54 mg/L	1.31 NTU	81.0 mV	60.25 ft	0.20 PSU	150.00 ml/min
7/26/2022 1:39 PM	36:00	7.45 pH	21.85 °C	415.03 µS/cm	2.50 mg/L	1.06 NTU	80.7 mV	60.25 ft	0.20 PSU	150.00 ml/min

Samples

Sample ID:	Description:
BGWA-2	Metals, Inorganics, TDS, Alkalinity, Sulfide, Radium

Created using VuSitu from In-Situ, Inc.

Low-Flow Test Report:

Test Date / Time: 7/26/2022 11:53:48 AM
Project: Plant Bowen AP July 2022
Operator Name: Meredith Duncan

Location Name: BGWA-6 **Well Diameter: 2 in** **Casing Type: PVC** **Screen Length: 10 ft** **Top of Screen: 52.74 ft** **Total Depth: 62.74 ft** **Initial Depth to Water: 46.89 ft**	**Pump Type: QED Dedicated** **Tubing Type: LDPE** **Pump Intake From TOC: 67.74 ft** **Estimated Total Volume Pumped: 3000 ml** **Flow Cell Volume: 90 ml** **Final Flow Rate: 125 ml/min** **Final Draw Down: 0 ft**	**Instrument Used: Aqua TROLL 400** **Serial Number: 893479**

Test Notes:
Prepurge 2L

Low-Flow Readings:

Date Time	Elapsed Time	pH	Temperature	Specific Conductivity	RDO Concentration	Turbidity	ORP	Depth to Water	Flow
		+/- 0.1	+/- 1000	+/- 5 %	+/- 10 %	+/- 5	+/- 1000	+/- 0.3	
7/26/2022 11:53 AM	00:00	7.34 pH	21.70 °C	554.99 µS/cm	2.08 mg/L	3.07 NTU	5.1 mV	46.89 ft	125.00 ml/min
7/26/2022 11:57 AM	04:00	7.35 pH	21.38 °C	552.15 µS/cm	0.89 mg/L	2.00 NTU	45.2 mV	46.89 ft	125.00 ml/min
7/26/2022 12:01 PM	08:00	7.35 pH	21.17 °C	553.23 µS/cm	0.70 mg/L	2.83 NTU	55.5 mV	46.89 ft	125.00 ml/min
7/26/2022 12:05 PM	12:00	7.35 pH	21.05 °C	555.30 µS/cm	0.62 mg/L	2.87 NTU	61.0 mV	46.89 ft	125.00 ml/min
7/26/2022 12:09 PM	16:00	7.35 pH	21.05 °C	555.23 µS/cm	0.51 mg/L	2.57 NTU	65.0 mV	46.89 ft	125.00 ml/min
7/26/2022 12:13 PM	20:00	7.34 pH	21.30 °C	555.71 µS/cm	0.45 mg/L	2.24 NTU	67.5 mV	46.89 ft	125.00 ml/min
7/26/2022 12:17 PM	24:00	7.34 pH	21.20 °C	555.05 µS/cm	0.43 mg/L	2.08 NTU	70.0 mV	46.89 ft	125.00 ml/min

Samples

Sample ID:	Description:
BGWA-6	Metals, Inorganics, Alkalinity, TDS, Sulfide, Radium

Created using VuSitu from In-Situ, Inc.

Low-Flow Test Report:

Test Date / Time: 7/27/2022 10:32:17 AM
Project: Plant Bowen AP July 2022
Operator Name: Kevin Stephenson

Location Name: BGWC-7 **Well Diameter: 2 in** **Casing Type: PVC** **Screen Length: 10 ft** **Top of Screen: 80.4 ft** **Total Depth: 90.4 ft** **Initial Depth to Water: 46.06 ft**	**Pump Type: QED Dedicated** **Tubing Type: LDPE** **Pump Intake From TOC: 85.4 ft** **Estimated Total Volume Pumped: 17600 ml** **Flow Cell Volume: 90 ml** **Final Flow Rate: 200 ml/min** **Final Draw Down: 33.57 ft**	**Instrument Used: Aqua TROLL 400** **Serial Number: 789317**

Test Notes:
Pre-purged 9 liters. Top of pump: 79.63ft. Complete Evacuation Initiated.

Low-Flow Readings:

Date Time	Elapsed Time	pH	Temperature	Specific Conductivity	RDO Concentration	Turbidity	ORP	Depth to Water	Flow
		+/- 0.1	+/- 1000 %	+/- 5 %	+/- 20 %	+/- 5	+/- 1000 %	+/- 0.5	
7/27/2022 10:32 AM	00:00	6.80 pH	69.30 °F	992.55 µS/cm	0.17 mg/L	0.09 NTU	74.3 mV	61.54 ft	200.00 ml/min
7/27/2022 10:36 AM	04:00	6.80 pH	69.49 °F	993.48 µS/cm	0.20 mg/L	0.03 NTU	72.2 mV	61.94 ft	200.00 ml/min
7/27/2022 10:40 AM	08:00	6.80 pH	69.65 °F	994.14 µS/cm	0.23 mg/L	0.11 NTU	70.3 mV	62.82 ft	200.00 ml/min
7/27/2022 10:44 AM	12:00	6.80 pH	69.98 °F	993.87 µS/cm	0.26 mg/L	0.00 NTU	69.4 mV	63.80 ft	200.00 ml/min
7/27/2022 10:48 AM	16:00	6.81 pH	70.09 °F	995.13 µS/cm	0.29 mg/L	0.20 NTU	68.6 mV	64.67 ft	200.00 ml/min
7/27/2022 10:52 AM	20:00	6.81 pH	70.09 °F	994.85 µS/cm	0.30 mg/L	0.04 NTU	68.0 mV	65.87 ft	200.00 ml/min
7/27/2022 10:56 AM	24:00	6.81 pH	70.30 °F	994.57 µS/cm	0.32 mg/L	0.16 NTU	61.5 mV	66.68 ft	200.00 ml/min
7/27/2022 11:00 AM	28:00	6.81 pH	70.62 °F	992.23 µS/cm	0.33 mg/L	0.14 NTU	66.1 mV	67.67 ft	200.00 ml/min
7/27/2022 11:04 AM	32:00	6.81 pH	70.34 °F	991.28 µS/cm	0.36 mg/L	0.64 NTU	65.5 mV	68.79 ft	200.00 ml/min
7/27/2022 11:08 AM	36:00	6.82 pH	70.43 °F	994.08 µS/cm	0.39 mg/L	0.08 NTU	64.7 mV	69.62 ft	200.00 ml/min
7/27/2022 11:12 AM	40:00	6.82 pH	70.31 °F	994.93 µS/cm	0.44 mg/L	0.04 NTU	64.4 mV	70.69 ft	200.00 ml/min
7/27/2022 11:16 AM	44:00	6.82 pH	70.48 °F	994.63 µS/cm	0.49 mg/L	0.10 NTU	64.0 mV	71.63 ft	200.00 ml/min
7/27/2022 11:20 AM	48:00	6.82 pH	70.58 °F	995.13 µS/cm	0.53 mg/L	0.18 NTU	63.6 mV	72.53 ft	200.00 ml/min
7/27/2022 11:24 AM	52:00	6.83 pH	70.69 °F	995.55 µS/cm	0.55 mg/L	0.31 NTU	63.0 mV	73.54 ft	200.00 ml/min
7/27/2022 11:28 AM	56:00	6.83 pH	70.94 °F	996.17 µS/cm	0.59 mg/L	0.05 NTU	62.9 mV	74.18 ft	200.00 ml/min

7/27/2022 11:32 AM	01:00:00	6.83 pH	70.96 °F	996.75 µS/cm	0.63 mg/L	0.37 NTU	62.4 mV	75.24 ft	200.00 ml/min
7/27/2022 11:36 AM	01:04:00	6.83 pH	71.05 °F	996.19 µS/cm	0.67 mg/L	0.24 NTU	61.9 mV	76.01 ft	200.00 ml/min
7/27/2022 11:40 AM	01:08:00	6.84 pH	71.04 °F	996.97 µS/cm	0.71 mg/L	1.10 NTU	61.5 mV	76.94 ft	200.00 ml/min
7/27/2022 11:44 AM	01:12:00	6.84 pH	70.88 °F	1,000.9 µS/cm	0.73 mg/L	0.27 NTU	60.9 mV	77.69 ft	200.00 ml/min
7/27/2022 11:48 AM	01:16:00	6.84 pH	71.39 °F	998.63 µS/cm	0.74 mg/L	0.08 NTU	60.4 mV	78.31 ft	200.00 ml/min
7/27/2022 11:52 AM	01:20:00	6.84 pH	70.81 °F	999.57 µS/cm	0.76 mg/L	0.30 NTU	60.3 mV	79.08 ft	200.00 ml/min
7/27/2022 11:56 AM	01:24:00	6.84 pH	70.86 °F	1,002.6 µS/cm	0.76 mg/L	0.22 NTU	60.0 mV	79.63 ft	200.00 ml/min
7/27/2022 12:00 PM	01:28:00	6.84 pH	71.13 °F	1,000.7 µS/cm	0.75 mg/L	0.21 NTU	59.7 mV	79.63 ft	200.00 ml/min

Samples

Sample ID:	Description:

Low-Flow Test Report:

Test Date / Time: 7/26/2022 1:08:32 PM
Project: Plant Bowen AP July 2022
Operator Name: Kevin Stephenson

Location Name: BGWC-8 **Well Diameter: 2 in** **Casing Type: PVC** **Screen Length: 10 ft** **Top of Screen: 69.73 ft** **Total Depth: 79.73 ft** **Initial Depth to Water: 47.14 ft**	**Pump Type: QED Dedicated** **Tubing Type: LDPE** **Pump Intake From TOC: 74.73 ft** **Estimated Total Volume Pumped: 3200 ml** **Flow Cell Volume: 90 ml** **Final Flow Rate: 160 ml/min** **Final Draw Down: 0.01 ft**	**Instrument Used: Aqua TROLL 400** **Serial Number: 789317**

Test Notes:
Pre-purged 2 liters

Low-Flow Readings:

Date Time	Elapsed Time	pH	Temperature	Specific Conductivity	RDO Concentration	Turbidity	ORP	Depth to Water	Flow
		+/- 0.1	+/- 1000 %	+/- 5 %	+/- 20 %	+/- 5	+/- 1000 %	+/- 0.5	
7/26/2022 1:08 PM	00:00	7.73 pH	72.87 °F	327.96 µS/cm	5.51 mg/L	6.90 NTU	61.6 mV	47.15 ft	160.00 ml/min
7/26/2022 1:12 PM	04:00	7.66 pH	70.61 °F	335.19 µS/cm	5.65 mg/L	6.40 NTU	62.0 mV	47.15 ft	160.00 ml/min
7/26/2022 1:16 PM	08:00	7.65 pH	70.39 °F	336.84 µS/cm	5.61 mg/L	5.82 NTU	62.5 mV	47.15 ft	160.00 ml/min
7/26/2022 1:20 PM	12:00	7.65 pH	70.46 °F	336.85 µS/cm	5.53 mg/L	4.25 NTU	63.1 mV	47.15 ft	160.00 ml/min
7/26/2022 1:24 PM	16:00	7.64 pH	70.35 °F	338.96 µS/cm	5.46 mg/L	3.62 NTU	63.7 mV	47.15 ft	160.00 ml/min
7/26/2022 1:28 PM	20:00	7.63 pH	70.61 °F	341.22 µS/cm	5.36 mg/L	3.08 NTU	64.5 mV	47.15 ft	160.00 ml/min

Samples

Sample ID:	Description:
BGWC-8	Metals, Inorganics, TDS, Alkalinity, Sulfide, Radium

Low-Flow Test Report:

Test Date / Time: 7/26/2022 2:54:05 PM
Project: Plant Bowen AP July 2022
Operator Name: Kevin Stephenson

Location Name: BGWC-9 **Well Diameter: 2 in** **Casing Type: PVC** **Screen Length: 10 ft** **Top of Screen: 53.94 ft** **Total Depth: 63.94 ft** **Initial Depth to Water: 32.81 ft**	**Pump Type: QED Dedicated** **Tubing Type: LDPE** **Pump Intake From TOC: 58.94 ft** **Estimated Total Volume Pumped: 2800 ml** **Flow Cell Volume: 90 ml** **Final Flow Rate: 140 ml/min** **Final Draw Down: 0.06 ft**	**Instrument Used: Aqua TROLL 400** **Serial Number: 789317**

Test Notes:
Pre-purged 1 liter

Low-Flow Readings:

Date Time	Elapsed Time	pH	Temperature	Specific Conductivity	RDO Concentration	Turbidity	ORP	Depth to Water	Flow
		+/- 0.1	+/- 1000 %	+/- 5 %	+/- 20 %	+/- 5	+/- 1000 %	+/- 0.5	
7/26/2022 2:54 PM	00:00	7.40 pH	75.68 °F	571.08 µS/cm	0.51 mg/L	1.58 NTU	-62.6 mV	32.87 ft	140.00 ml/min
7/26/2022 2:58 PM	04:00	7.30 pH	70.77 °F	589.25 µS/cm	0.40 mg/L	1.31 NTU	-73.0 mV	32.87 ft	140.00 ml/min
7/26/2022 3:02 PM	08:00	7.31 pH	70.29 °F	586.84 µS/cm	0.41 mg/L	1.84 NTU	-62.7 mV	32.87 ft	140.00 ml/min
7/26/2022 3:06 PM	12:00	7.32 pH	70.34 °F	576.72 µS/cm	0.39 mg/L	2.48 NTU	-54.9 mV	32.87 ft	140.00 ml/min
7/26/2022 3:10 PM	16:00	7.33 pH	70.05 °F	573.02 µS/cm	0.41 mg/L	2.36 NTU	-47.6 mV	32.87 ft	140.00 ml/min
7/26/2022 3:14 PM	20:00	7.33 pH	69.81 °F	570.45 µS/cm	0.45 mg/L	1.81 NTU	-40.2 mV	32.87 ft	140.00 ml/min

Samples

Sample ID:	Description:
BGWC-9	Metals, Inorganics, TDS, Alkalinity, Sulfide, Radium

Low-Flow Test Report:

Test Date / Time: 7/27/2022 9:47:45 AM
Project: Plant Bowen AP July 2022
Operator Name: William Laaker

Location Name: BGWC-10 **Well Diameter: 2 in** **Casing Type: PVC** **Screen Length: 10 ft** **Top of Screen: 52.37 ft** **Total Depth: 62.37 ft** **Initial Depth to Water: 30.53 ft**	**Pump Type: QED Dedicated** **Tubing Type: LDPE** **Pump Intake From TOC: 57.37 ft** **Estimated Total Volume Pumped: 15960 ml** **Flow Cell Volume: 90 ml** **Final Flow Rate: 105 ml/min** **Final Draw Down: 20.68 ft**	**Instrument Used: Aqua TROLL 400** **Serial Number: 789301**

Test Notes:
Prepurged 4 L
At 28:00 lowered pump rate to 105 mL/min. During sampling, WL fell into screen interval, therefore samples discarded and full evac performed.

Low-Flow Readings:

Date Time	Elapsed Time	pH	Temperature	Specific Conductivity	RDO Concentration	Turbidity	ORP	Depth to Water	Salinity	Flow
		+/- 0.1	+/- 1000 %	+/- 5 %	+/- 10 %	+/- 5	+/- 1000 %	+/- 0.3	+/- 1000 %	
7/27/2022 9:47 AM	00:00	7.31 pH	18.82 °C	582.20 µS/cm	4.25 mg/L	0.32 NTU	30.9 mV	37.31 ft	0.28 PSU	300.00 ml/min
7/27/2022 9:51 AM	04:00	7.32 pH	18.83 °C	582.74 µS/cm	4.23 mg/L	0.26 NTU	36.1 mV	38.75 ft	0.29 PSU	300.00 ml/min
7/27/2022 9:55 AM	08:00	7.31 pH	18.73 °C	584.78 µS/cm	4.20 mg/L	0.25 NTU	32.3 mV	40.40 ft	0.29 PSU	300.00 ml/min
7/27/2022 9:59 AM	12:00	7.30 pH	18.78 °C	585.68 µS/cm	4.16 mg/L	0.22 NTU	27.6 mV	42.12 ft	0.29 PSU	300.00 ml/min
7/27/2022 10:03 AM	16:00	7.30 pH	18.77 °C	584.91 µS/cm	4.09 mg/L	0.11 NTU	24.6 mV	43.92 ft	0.29 PSU	300.00 ml/min
7/27/2022 10:07 AM	20:00	7.29 pH	18.71 °C	584.11 µS/cm	4.02 mg/L	0.21 NTU	18.9 mV	45.56 ft	0.29 PSU	300.00 ml/min
7/27/2022 10:11 AM	24:00	7.28 pH	18.88 °C	584.73 µS/cm	3.89 mg/L	0.33 NTU	15.7 mV	46.93 ft	0.29 PSU	300.00 ml/min
7/27/2022 10:15 AM	28:00	7.26 pH	20.39 °C	591.53 µS/cm	3.88 mg/L	0.37 NTU	8.8 mV	47.57 ft	0.29 PSU	105.00 ml/min
7/27/2022 10:19 AM	32:00	7.24 pH	20.66 °C	587.35 µS/cm	3.26 mg/L	0.42 NTU	-7.4 mV	47.88 ft	0.29 PSU	105.00 ml/min
7/27/2022 10:23 AM	36:00	7.20 pH	20.79 °C	587.59 µS/cm	2.69 mg/L	0.27 NTU	-18.7 mV	48.24 ft	0.29 PSU	105.00 ml/min
7/27/2022 10:27 AM	40:00	7.18 pH	21.16 °C	589.23 µS/cm	2.67 mg/L	0.23 NTU	-22.9 mV	48.52 ft	0.29 PSU	105.00 ml/min
7/27/2022 10:31 AM	44:00	7.17 pH	21.11 °C	590.34 µS/cm	2.45 mg/L	0.04 NTU	-31.0 mV	48.74 ft	0.29 PSU	105.00 ml/min
7/27/2022 10:35 AM	48:00	7.16 pH	21.18 °C	590.33 µS/cm	2.21 mg/L	0.09 NTU	-36.1 mV	48.96 ft	0.29 PSU	105.00 ml/min
7/27/2022 10:39 AM	52:00	7.16 pH	21.07 °C	591.61 µS/cm	2.10 mg/L	0.07 NTU	-39.4 mV	49.18 ft	0.29 PSU	105.00 ml/min
7/27/2022 10:43 AM	56:00	7.16 pH	21.02 °C	592.08 µS/cm	2.03 mg/L	0.10 NTU	-43.1 mV	49.42 ft	0.29 PSU	105.00 ml/min

7/27/2022 10:47 AM	01:00:00	7.16 pH	21.07 °C	592.44 µS/cm	2.02 mg/L	0.11 NTU	-45.0 mV	49.62 ft	0.29 PSU	105.00 ml/min
7/27/2022 10:51 AM	01:04:00	7.17 pH	21.02 °C	593.55 µS/cm	1.99 mg/L	0.02 NTU	-45.6 mV	49.86 ft	0.29 PSU	105.00 ml/min
7/27/2022 10:55 AM	01:08:00	7.18 pH	21.06 °C	594.38 µS/cm	1.99 mg/L	0.02 NTU	-46.2 mV	50.09 ft	0.29 PSU	105.00 ml/min
7/27/2022 10:59 AM	01:12:00	7.19 pH	21.04 °C	595.94 µS/cm	1.95 mg/L	0.06 NTU	-46.8 mV	50.30 ft	0.29 PSU	105.00 ml/min
7/27/2022 11:03 AM	01:16:00	7.19 pH	21.24 °C	598.93 µS/cm	1.88 mg/L	0.02 NTU	-49.3 mV	50.46 ft	0.29 PSU	105.00 ml/min
7/27/2022 11:07 AM	01:20:00	7.21 pH	21.32 °C	601.01 µS/cm	1.80 mg/L	0.08 NTU	-48.4 mV	50.60 ft	0.29 PSU	105.00 ml/min
7/27/2022 11:11 AM	01:24:00	7.21 pH	21.41 °C	602.51 µS/cm	1.64 mg/L	0.07 NTU	-48.1 mV	50.73 ft	0.30 PSU	105.00 ml/min
7/27/2022 11:15 AM	01:28:00	7.22 pH	21.41 °C	605.01 µS/cm	1.60 mg/L	0.02 NTU	-48.1 mV	50.85 ft	0.30 PSU	105.00 ml/min
7/27/2022 11:19 AM	01:32:00	7.22 pH	21.46 °C	608.09 µS/cm	1.52 mg/L	0.02 NTU	-48.0 mV	50.96 ft	0.30 PSU	105.00 ml/min
7/27/2022 11:23 AM	01:36:00	7.23 pH	21.57 °C	607.28 µS/cm	1.46 mg/L	0.14 NTU	-48.5 mV	51.10 ft	0.30 PSU	105.00 ml/min
7/27/2022 11:27 AM	01:40:00	7.23 pH	21.51 °C	609.74 µS/cm	1.41 mg/L	0.11 NTU	-46.5 mV	51.21 ft	0.30 PSU	105.00 ml/min

Samples

Sample ID:	Description:

Low-Flow Test Report:

Test Date / Time: 7/27/2022 12:31:04 PM
Project: Plant Bowen AP July 2022
Operator Name: William Laaker

Location Name: BGWC-12 **Well Diameter: 2 in** **Casing Type: PVC** **Screen Length: 10 ft** **Top of Screen: 68.28 ft** **Total Depth: 78.28 ft** **Initial Depth to Water: 40.55 ft**	**Pump Type: QED Dedicated** **Tubing Type: LDPE** **Pump Intake From TOC: 73.28 ft** **Estimated Total Volume Pumped: 3000 ml** **Flow Cell Volume: 90 ml** **Final Flow Rate: 150 ml/min** **Final Draw Down: 0.45 ft**	**Instrument Used: Aqua TROLL 400** **Serial Number: 789301**

Test Notes:
Prepurged 1 L

Low-Flow Readings:

Date Time	Elapsed Time	pH	Temperature	Specific Conductivity	RDO Concentration	Turbidity	ORP	Depth to Water	Salinity	Flow
		+/- 0.1	+/- 1000 %	+/- 5 %	+/- 10 %	+/- 5	+/- 1000 %	+/- 0.3	+/- 1000 %	
7/27/2022 12:31 PM	00:00	6.90 pH	22.13 °C	1,242.2 µS/cm	1.62 mg/L	0.05 NTU	44.8 mV	40.91 ft	0.63 PSU	150.00 ml/min
7/27/2022 12:35 PM	04:00	6.88 pH	21.68 °C	1,227.3 µS/cm	1.53 mg/L	0.13 NTU	67.8 mV	40.95 ft	0.62 PSU	150.00 ml/min
7/27/2022 12:39 PM	08:00	6.88 pH	21.75 °C	1,219.1 µS/cm	1.51 mg/L	0.12 NTU	75.1 mV	40.97 ft	0.61 PSU	150.00 ml/min
7/27/2022 12:43 PM	12:00	6.87 pH	21.82 °C	1,227.1 µS/cm	1.49 mg/L	0.16 NTU	78.4 mV	41.00 ft	0.62 PSU	150.00 ml/min
7/27/2022 12:47 PM	16:00	6.86 pH	21.86 °C	1,232.5 µS/cm	1.48 mg/L	0.36 NTU	80.4 mV	41.00 ft	0.62 PSU	150.00 ml/min
7/27/2022 12:51 PM	20:00	6.85 pH	21.82 °C	1,239.2 µS/cm	1.44 mg/L	0.15 NTU	82.1 mV	41.00 ft	0.62 PSU	150.00 ml/min

Samples

Sample ID:	Description:
BGWC-12	Metals, Inorganics, TDS, Alkalinity, Sulfide, Radium

Created using VuSitu from In-Situ, Inc.

Low-Flow Test Report:

Test Date / Time: 7/26/2022 2:52:04 PM
Project: Plant Bowen AP July 2022
Operator Name: William Laaker

Location Name: BGWC-14A **Well Diameter: 2 in** **Casing Type: PVC** **Screen Length: 10 ft** **Top of Screen: 89.46 ft** **Total Depth: 99.46 ft** **Initial Depth to Water: 71.14 ft**	**Pump Type: QED Dedicated** **Tubing Type: LDPE** **Pump Intake From TOC: 94.46 ft** **Estimated Total Volume Pumped: 3400 ml** **Flow Cell Volume: 90 ml** **Final Flow Rate: 170 ml/min** **Final Draw Down: 0.04 ft**	**Instrument Used: Aqua TROLL 400** **Serial Number: 789301**

Test Notes:
Prepurged 1 L

Low-Flow Readings:

Date Time	Elapsed Time	pH	Temperature	Specific Conductivity	RDO Concentration	Turbidity	ORP	Depth to Water	Salinity	Flow
		+/- 0.1	+/- 1000 %	+/- 5 %	+/- 10 %	+/- 5	+/- 1000 %	+/- 0.3	+/- 1000 %	
7/26/2022 2:52 PM	00:00	6.89 pH	22.27 °C	1,137.0 µS/cm	1.01 mg/L	0.56 NTU	75.3 mV	71.18 ft	0.57 PSU	170.00 ml/min
7/26/2022 2:56 PM	04:00	6.83 pH	21.82 °C	1,230.1 µS/cm	0.46 mg/L	0.54 NTU	83.5 mV	71.18 ft	0.62 PSU	170.00 ml/min
7/26/2022 3:00 PM	08:00	6.81 pH	21.35 °C	1,248.6 µS/cm	0.34 mg/L	0.54 NTU	85.7 mV	71.18 ft	0.63 PSU	170.00 ml/min
7/26/2022 3:04 PM	12:00	6.80 pH	21.50 °C	1,252.9 µS/cm	0.29 mg/L	0.53 NTU	86.4 mV	71.18 ft	0.63 PSU	170.00 ml/min
7/26/2022 3:08 PM	16:00	6.79 pH	21.40 °C	1,251.1 µS/cm	0.26 mg/L	0.35 NTU	86.0 mV	71.18 ft	0.63 PSU	170.00 ml/min
7/26/2022 3:12 PM	20:00	6.78 pH	21.34 °C	1,256.1 µS/cm	0.25 mg/L	0.34 NTU	85.8 mV	71.18 ft	0.63 PSU	170.00 ml/min

Samples

Sample ID:	Description:
BGWC-14A	Metals, Inorganics, TDS, Alkalinity, Sulfide, Radium

Low-Flow Test Report:

Test Date / Time: 7/27/2022 9:28:50 AM
Project: Plant Bowen AP July 2022
Operator Name: Meredith Duncan

Location Name: BGWC-16 **Well Diameter: 2 in** **Casing Type: PVC** **Screen Length: 10 ft** **Top of Screen: 38.87 ft** **Total Depth: 48.87 ft** **Initial Depth to Water: 17.26 ft**	**Pump Type: QED Dedicated** **Tubing Type: LDPE** **Pump Intake From TOC: 43.87 ft** **Estimated Total Volume Pumped: 2400 ml** **Flow Cell Volume: 90 ml** **Final Flow Rate: 150 ml/min** **Final Draw Down: 0.05 ft**	**Instrument Used: Aqua TROLL 400** **Serial Number: 893479**

Test Notes:
Prepurge 2L

Low-Flow Readings:

Date Time	Elapsed Time	pH	Temperature	Specific Conductivity	RDO Concentration	Turbidity	ORP	Depth to Water	Flow
		+/- 0.1	+/- 1000	+/- 5 %	+/- 10 %	+/- 5	+/- 1000	+/- 0.3	
7/27/2022 9:28 AM	00:00	6.49 pH	20.45 °C	1,163.7 µS/cm	0.64 mg/L	0.82 NTU	103.2 mV	17.26 ft	150.00 ml/min
7/27/2022 9:32 AM	04:00	6.50 pH	19.85 °C	1,172.8 µS/cm	0.30 mg/L	1.02 NTU	127.0 mV	17.26 ft	150.00 ml/min
7/27/2022 9:36 AM	08:00	6.50 pH	19.62 °C	1,177.0 µS/cm	0.25 mg/L	0.80 NTU	131.1 mV	17.27 ft	150.00 ml/min
7/27/2022 9:40 AM	12:00	6.50 pH	19.65 °C	1,178.6 µS/cm	0.18 mg/L	0.78 NTU	131.7 mV	17.29 ft	150.00 ml/min
7/27/2022 9:44 AM	16:00	6.49 pH	19.72 °C	1,179.2 µS/cm	0.15 mg/L	1.34 NTU	133.3 mV	17.31 ft	150.00 ml/min

Samples

Sample ID:	Description:
BGWC-16	Metals, Inorganics, Alkalinity, TDS, Sulfide, Radium

Created using VuSitu from In-Situ, Inc.

Low-Flow Test Report:

Test Date / Time: 7/27/2022 11:05:52 AM
Project: Plant Bowen AP July 2022
Operator Name: Meredith Duncan

Location Name: BGWC-17 **Well Diameter: 2 in** **Casing Type: PVC** **Screen Length: 10 ft** **Top of Screen: 58.39 ft** **Total Depth: 68.39 ft** **Initial Depth to Water: 15.83 ft**	**Pump Type: QED Dedicated** **Tubing Type: LDPE** **Pump Intake From TOC: 63.39 ft** **Estimated Total Volume Pumped: 3960 ml** **Flow Cell Volume: 90 ml** **Final Flow Rate: 165 ml/min** **Final Draw Down: 0.02 ft**	**Instrument Used: Aqua TROLL 400** **Serial Number: 893479**

Test Notes:
Prepurge 1L

Low-Flow Readings:

Date Time	Elapsed Time	pH	Temperature	Specific Conductivity	RDO Concentration	Turbidity	ORP	Depth to Water	Flow
		+/- 0.1	+/- 1000	+/- 5 %	+/- 10 %	+/- 5	+/- 1000	+/- 0.3	
7/27/2022 11:05 AM	00:00	7.30 pH	22.11 °C	623.10 µS/cm	2.58 mg/L	0.56 NTU	19.9 mV	15.83 ft	165.00 ml/min
7/27/2022 11:09 AM	04:00	7.31 pH	20.58 °C	654.03 µS/cm	0.85 mg/L	2.25 NTU	98.1 mV	15.83 ft	165.00 ml/min
7/27/2022 11:13 AM	08:00	7.31 pH	20.46 °C	656.53 µS/cm	0.57 mg/L	2.46 NTU	129.5 mV	15.83 ft	165.00 ml/min
7/27/2022 11:17 AM	12:00	7.31 pH	20.42 °C	655.63 µS/cm	0.48 mg/L	0.81 NTU	135.4 mV	15.84 ft	165.00 ml/min
7/27/2022 11:21 AM	16:00	7.31 pH	20.46 °C	652.70 µS/cm	0.43 mg/L	0.75 NTU	139.5 mV	15.84 ft	165.00 ml/min
7/27/2022 11:25 AM	20:00	7.30 pH	20.18 °C	655.29 µS/cm	0.35 mg/L	1.27 NTU	140.7 mV	15.84 ft	165.00 ml/min
7/27/2022 11:29 AM	24:00	7.29 pH	20.22 °C	656.16 µS/cm	0.27 mg/L	1.12 NTU	140.1 mV	15.85 ft	165.00 ml/min

Samples

Sample ID:	Description:
BGWC-17	Metals, Inorganics, Alkalinity, TDS, Sulfide, Radium
DUP-2	Metals, Inorganics, Alkalinity, TDS, Sulfide, Radium

Low-Flow Test Report:

Test Date / Time: 7/27/2022 12:52:57 PM
Project: Plant Bowen AP July 2022
Operator Name: Meredith Duncan

Location Name: BGWC-18 **Well Diameter: 2 in** **Casing Type: PVC** **Screen Length: 10 ft** **Top of Screen: 27.95 ft** **Total Depth: 37.95 ft** **Initial Depth to Water: 14.31 ft**	**Pump Type: QED Dedicated** **Tubing Type: LDPE** **Pump Intake From TOC: 32.95 ft** **Estimated Total Volume Pumped: 4320 ml** **Flow Cell Volume: 90 ml** **Final Flow Rate: 180 ml/min** **Final Draw Down: 0.05 ft**	**Instrument Used: Aqua TROLL 400** **Serial Number: 893479**

Test Notes:
Prepurge 2L

Low-Flow Readings:

Date Time	Elapsed Time	pH	Temperature	Specific Conductivity	RDO Concentration	Turbidity	ORP	Depth to Water	Flow
		+/- 0.1	+/- 1000	+/- 5 %	+/- 10 %	+/- 5	+/- 1000	+/- 0.3	
7/27/2022 12:52 PM	00:00	7.02 pH	20.83 °C	477.05 µS/cm	0.69 mg/L	0.79 NTU	2.9 mV	14.31 ft	180.00 ml/min
7/27/2022 12:56 PM	04:00	7.01 pH	20.35 °C	479.32 µS/cm	0.51 mg/L	0.84 NTU	91.8 mV	14.33 ft	180.00 ml/min
7/27/2022 1:00 PM	08:00	7.01 pH	20.09 °C	483.07 µS/cm	0.41 mg/L	0.67 NTU	107.7 mV	14.35 ft	180.00 ml/min
7/27/2022 1:04 PM	12:00	7.02 pH	20.13 °C	486.62 µS/cm	0.27 mg/L	0.51 NTU	112.4 mV	14.35 ft	180.00 ml/min
7/27/2022 1:08 PM	16:00	7.03 pH	19.94 °C	488.80 µS/cm	0.19 mg/L	0.59 NTU	117.3 mV	14.36 ft	180.00 ml/min
7/27/2022 1:12 PM	20:00	7.02 pH	19.89 °C	489.63 µS/cm	0.16 mg/L	0.93 NTU	118.1 mV	14.36 ft	180.00 ml/min
7/27/2022 1:16 PM	24:00	7.02 pH	19.82 °C	490.52 µS/cm	0.14 mg/L	0.87 NTU	117.9 mV	14.36 ft	180.00 ml/min

Samples

Sample ID:	Description:
BGWC-18	Metals, Inorganics, TDS, Alkalinity, Sulfide, Radium

Created using VuSitu from In-Situ, Inc.

Low-Flow Test Report:

Test Date / Time: 7/27/2022 2:17:25 PM
Project: Plant Bowen AP July 2022
Operator Name: Meredith Duncan

Location Name: BGWC-19 **Well Diameter: 2 in** **Casing Type: PVC** **Screen Length: 10 ft** **Top of Screen: 44.58 ft** **Total Depth: 54.58 ft** **Initial Depth to Water: 15.26 ft**	**Pump Type: QED Dedicated** **Tubing Type: LDPE** **Pump Intake From TOC: 49.58 ft** **Estimated Total Volume Pumped: 6600 ml** **Flow Cell Volume: 90 ml** **Final Flow Rate: 165 ml/min** **Final Draw Down: 1.36 ft**	**Instrument Used: Aqua TROLL 400** **Serial Number: 893479**

Test Notes:
Prepurge 2L

Low-Flow Readings:

Date Time	Elapsed Time	pH	Temperature	Specific Conductivity	RDO Concentration	Turbidity	ORP	Depth to Water	Flow
		+/- 0.1	+/- 1000	+/- 5 %	+/- 10 %	+/- 5	+/- 1000	+/- 0.3	
7/27/2022 2:17 PM	00:00	6.63 pH	21.31 °C	482.25 µS/cm	1.51 mg/L	1.43 NTU	86.1 mV	16.26 ft	165.00 ml/min
7/27/2022 2:21 PM	04:00	6.64 pH	20.67 °C	465.14 µS/cm	1.38 mg/L	2.03 NTU	118.8 mV	16.50 ft	165.00 ml/min
7/27/2022 2:25 PM	08:00	6.63 pH	20.44 °C	473.98 µS/cm	1.22 mg/L	2.23 NTU	125.4 mV	16.55 ft	165.00 ml/min
7/27/2022 2:29 PM	12:00	6.61 pH	20.40 °C	483.53 µS/cm	0.93 mg/L	2.54 NTU	125.2 mV	16.60 ft	165.00 ml/min
7/27/2022 2:33 PM	16:00	6.60 pH	20.27 °C	490.74 µS/cm	0.73 mg/L	2.49 NTU	127.4 mV	16.61 ft	165.00 ml/min
7/27/2022 2:37 PM	20:00	6.58 pH	20.23 °C	493.43 µS/cm	0.58 mg/L	2.47 NTU	128.0 mV	16.61 ft	165.00 ml/min
7/27/2022 2:41 PM	24:00	6.58 pH	20.22 °C	496.38 µS/cm	0.47 mg/L	2.18 NTU	126.4 mV	16.62 ft	165.00 ml/min
7/27/2022 2:45 PM	28:00	6.57 pH	20.26 °C	496.46 µS/cm	0.37 mg/L	2.15 NTU	126.7 mV	16.62 ft	165.00 ml/min
7/27/2022 2:49 PM	32:00	6.56 pH	20.28 °C	496.28 µS/cm	0.32 mg/L	1.98 NTU	127.5 mV	16.62 ft	165.00 ml/min
7/27/2022 2:53 PM	36:00	6.55 pH	20.35 °C	495.81 µS/cm	0.27 mg/L	2.22 NTU	128.4 mV	16.62 ft	165.00 ml/min
7/27/2022 2:57 PM	40:00	6.55 pH	20.27 °C	496.96 µS/cm	0.24 mg/L	2.53 NTU	128.5 mV	16.62 ft	165.00 ml/min

Samples

Sample ID:	Description:
BGWC-19	Metals, Inorganics, TDS, Alkalinity, Sulfide, Radium

Created using VuSitu from In-Situ, Inc.

Low-Flow Test Report:

Test Date / Time: 7/27/2022 1:40:17 PM
Project: Plant Bowen AP July 2022
Operator Name: Kevin Stephenson

Location Name: BGWC-20 **Well Diameter: 2 in** **Casing Type: PVC** **Screen Length: 10 ft** **Top of Screen: 39.73 ft** **Total Depth: 49.73 ft** **Initial Depth to Water: 15.69 ft**	**Pump Type: QED Dedicated** **Tubing Type: LDPE** **Pump Intake From TOC: 44.74 ft** **Estimated Total Volume Pumped: 11760 ml** **Flow Cell Volume: 90 ml** **Final Flow Rate: 140 ml/min** **Final Draw Down: 12.94 ft**	**Instrument Used: Aqua TROLL 400** **Serial Number: 789317**

Test Notes:
Pre-purged 5 liters

Low-Flow Readings:

Date Time	Elapsed Time	pH	Temperature	Specific Conductivity	RDO Concentration	Turbidity	ORP	Depth to Water	Flow
		+/- 0.1	+/- 1000 %	+/- 5 %	+/- 20 %	+/- 5	+/- 1000 %	+/- 0.5	
7/27/2022 1:40 PM	00:00	7.07 pH	69.81 °F	1,718.4 µS/cm	0.21 mg/L	0.07 NTU	39.1 mV	21.63 ft	140.00 ml/min
7/27/2022 1:44 PM	04:00	7.09 pH	69.42 °F	1,739.5 µS/cm	0.22 mg/L	0.04 NTU	40.6 mV	22.01 ft	140.00 ml/min
7/27/2022 1:48 PM	08:00	7.10 pH	69.01 °F	1,740.3 µS/cm	0.25 mg/L	0.18 NTU	40.5 mV	22.44 ft	140.00 ml/min
7/27/2022 1:52 PM	12:00	7.11 pH	68.61 °F	1,742.5 µS/cm	0.24 mg/L	0.22 NTU	39.7 mV	23.02 ft	140.00 ml/min
7/27/2022 1:56 PM	16:00	7.11 pH	68.21 °F	1,745.5 µS/cm	0.24 mg/L	0.27 NTU	39.0 mV	23.52 ft	140.00 ml/min
7/27/2022 2:00 PM	20:00	7.11 pH	68.05 °F	1,749.3 µS/cm	0.23 mg/L	0.23 NTU	37.8 mV	24.08 ft	140.00 ml/min
7/27/2022 2:04 PM	24:00	7.11 pH	67.89 °F	1,756.6 µS/cm	0.22 mg/L	0.09 NTU	36.2 mV	24.62 ft	140.00 ml/min
7/27/2022 2:08 PM	28:00	7.11 pH	67.65 °F	1,765.0 µS/cm	0.19 mg/L	0.21 NTU	36.1 mV	25.01 ft	140.00 ml/min
7/27/2022 2:12 PM	32:00	7.12 pH	67.33 °F	1,758.8 µS/cm	0.19 mg/L	0.24 NTU	36.4 mV	25.43 ft	140.00 ml/min
7/27/2022 2:16 PM	36:00	7.12 pH	67.50 °F	1,748.6 µS/cm	0.19 mg/L	0.26 NTU	36.1 mV	25.89 ft	140.00 ml/min
7/27/2022 2:20 PM	40:00	7.12 pH	67.37 °F	1,745.1 µS/cm	0.18 mg/L	0.28 NTU	36.2 mV	26.29 ft	140.00 ml/min
7/27/2022 2:24 PM	44:00	7.12 pH	67.56 °F	1,742.8 µS/cm	0.17 mg/L	0.19 NTU	36.3 mV	26.74 ft	140.00 ml/min
7/27/2022 2:28 PM	48:00	7.13 pH	67.57 °F	1,738.6 µS/cm	0.18 mg/L	0.13 NTU	36.6 mV	27.16 ft	140.00 ml/min
7/27/2022 2:32 PM	52:00	7.13 pH	67.81 °F	1,733.9 µS/cm	0.16 mg/L	0.22 NTU	36.5 mV	27.33 ft	140.00 ml/min
7/27/2022 2:36 PM	56:00	7.14 pH	68.01 °F	1,733.6 µS/cm	0.16 mg/L	0.26 NTU	35.0 mV	27.57 ft	140.00 ml/min

7/27/2022 2:40 PM	01:00:00	7.15 pH	67.89 °F	1,723.1 µS/cm	0.16 mg/L	0.25 NTU	34.8 mV	27.76 ft	140.00 ml/min
7/27/2022 2:44 PM	01:04:00	7.16 pH	67.66 °F	1,724.3 µS/cm	0.17 mg/L	0.23 NTU	35.0 mV	27.98 ft	140.00 ml/min
7/27/2022 2:48 PM	01:08:00	7.16 pH	67.81 °F	1,713.7 µS/cm	0.17 mg/L	0.24 NTU	35.2 mV	28.15 ft	140.00 ml/min
7/27/2022 2:52 PM	01:12:00	7.16 pH	67.97 °F	1,709.4 µS/cm	0.18 mg/L	0.20 NTU	35.4 mV	28.34 ft	140.00 ml/min
7/27/2022 2:56 PM	01:16:00	7.16 pH	67.82 °F	1,710.0 µS/cm	0.19 mg/L	0.11 NTU	36.0 mV	28.48 ft	140.00 ml/min
7/27/2022 3:00 PM	01:20:00	7.17 pH	67.96 °F	1,705.9 µS/cm	0.18 mg/L	0.09 NTU	36.2 mV	28.56 ft	140.00 ml/min
7/27/2022 3:04 PM	01:24:00	7.18 pH	68.10 °F	1,700.2 µS/cm	0.18 mg/L	0.06 NTU	35.6 mV	28.63 ft	140.00 ml/min

Samples

Sample ID:	Description:
BGWC-20	Metals, Inorganics, TDS, Alkalinity, Sulfide, Radium

Low-Flow Test Report:

Test Date / Time: 7/28/2022 2:10:59 PM
Project: Plant Bowen AP July 2022
Operator Name: Meredith Duncan

Location Name: BGWC-21 **Well Diameter: 2 in** **Casing Type: PVC** **Screen Length: 10 ft** **Top of Screen: 42.99 ft** **Total Depth: 52.99 ft** **Initial Depth to Water: 26 ft**	**Pump Type: QED Dedicated** **Tubing Type: LDPE** **Pump Intake From TOC: 47.99 ft** **Estimated Total Volume Pumped: 3300 ml** **Flow Cell Volume: 90 ml** **Final Flow Rate: 165 ml/min** **Final Draw Down: 0.06 ft**	**Instrument Used: Aqua TROLL 400** **Serial Number: 893479**

Test Notes:
Prepurge 2L

Low-Flow Readings:

Date Time	Elapsed Time	pH	Temperature	Specific Conductivity	RDO Concentration	Turbidity	ORP	Depth to Water	Flow
		+/- 0.1	+/- 1000	+/- 5 %	+/- 10 %	+/- 5	+/- 1000	+/- 0.3	
7/28/2022 2:10 PM	00:00	7.91 pH	22.10 °C	392.77 µS/cm	1.66 mg/L	0.51 NTU	22.2 mV	26.00 ft	165.00 ml/min
7/28/2022 2:14 PM	04:00	7.94 pH	20.85 °C	392.05 µS/cm	0.88 mg/L	1.61 NTU	79.1 mV	26.05 ft	165.00 ml/min
7/28/2022 2:18 PM	08:00	7.91 pH	20.81 °C	397.14 µS/cm	0.69 mg/L	2.44 NTU	89.9 mV	26.06 ft	165.00 ml/min
7/28/2022 2:22 PM	12:00	7.89 pH	20.73 °C	400.14 µS/cm	0.55 mg/L	2.36 NTU	94.7 mV	26.06 ft	165.00 ml/min
7/28/2022 2:26 PM	16:00	7.87 pH	20.68 °C	404.42 µS/cm	0.50 mg/L	2.21 NTU	97.1 mV	26.06 ft	165.00 ml/min
7/28/2022 2:30 PM	20:00	7.85 pH	20.76 °C	410.01 µS/cm	0.48 mg/L	1.82 NTU	97.8 mV	26.06 ft	165.00 ml/min

Samples

Sample ID:	Description:
BGWC-21	Metals, Inorganics, TDS, Alkalinity, Sulfide, Radium

Created using VuSitu from In-Situ, Inc.

Low-Flow Test Report:

Test Date / Time: 8/2/2022 12:01:57 PM
Project: Plant Bowen AP July 2022
Operator Name: Meredith Duncan

Location Name: BGWC-22 **Well Diameter: 2 in** **Casing Type: PVC** **Screen Length: 10 ft** **Top of Screen: 33.05 ft** **Total Depth: 43.05 ft** **Initial Depth to Water: 28.6 ft**	**Pump Type: GeoTech Peristaltic** **Tubing Type: LDPE** **Pump Intake From TOC: 38.05 ft** **Estimated Total Volume Pumped: 2400 ml** **Flow Cell Volume: 90 ml** **Final Flow Rate: 120 ml/min** **Final Draw Down: 0.02 ft**	**Instrument Used: Aqua TROLL 400** **Serial Number: 893479**

Test Notes:
Prepurge 1L

Low-Flow Readings:

Date Time	Elapsed Time	pH	Temperature	Specific Conductivity	RDO Concentration	Turbidity	ORP	Depth to Water	Flow
		+/- 0.1	+/- 1000	+/- 5 %	+/- 10 %	+/- 5	+/- 1000	+/- 0.3	
8/2/2022 12:01 PM	00:00	6.68 pH	27.09 °C	3,867.2 µS/cm	1.81 mg/L	7.81 NTU	91.9 mV	28.60 ft	120.00 ml/min
8/2/2022 12:05 PM	04:00	6.73 pH	23.49 °C	4,289.5 µS/cm	0.46 mg/L	2.85 NTU	82.5 mV	28.61 ft	120.00 ml/min
8/2/2022 12:09 PM	08:00	6.74 pH	23.30 °C	4,333.2 µS/cm	0.29 mg/L	1.73 NTU	80.9 mV	28.62 ft	120.00 ml/min
8/2/2022 12:13 PM	12:00	6.75 pH	23.10 °C	4,342.3 µS/cm	0.25 mg/L	1.00 NTU	80.9 mV	28.62 ft	120.00 ml/min
8/2/2022 12:17 PM	16:00	6.75 pH	23.08 °C	4,346.6 µS/cm	0.21 mg/L	1.05 NTU	81.4 mV	28.62 ft	120.00 ml/min
8/2/2022 12:21 PM	20:00	6.73 pH	23.17 °C	4,340.1 µS/cm	0.20 mg/L	0.92 NTU	81.8 mV	28.62 ft	120.00 ml/min

Samples

Sample ID:	Description:
BGWC-22	Metals, Inorganics, TDS, Alkalinity, Sulfide, Radium

Low-Flow Test Report:

Test Date / Time: 8/1/2022 3:03:31 PM
Project: Plant Bowen AP July 2022
Operator Name: Robert Mull

Location Name: BGWC-23 **Well Diameter: 2 in** **Casing Type: PVC** **Screen Length: 10 ft** **Top of Screen: 40.95 ft** **Total Depth: 50.95 ft** **Initial Depth to Water: 31.95 ft**	**Pump Type: QED Bladder** **Tubing Type: LDPE** **Pump Intake From TOC: 45.95 ft** **Estimated Total Volume Pumped: 3224 ml** **Flow Cell Volume: 90 ml** **Final Flow Rate: 152 ml/min** **Final Draw Down: 1.74 ft**	**Instrument Used: Aqua TROLL 400** **Serial Number: 789310**

Test Notes:
Prepurged 1L

Weather Conditions:
Raining

Low-Flow Readings:

Date Time	Elapsed Time	pH	Temperature	Specific Conductivity	RDO Concentration	Turbidity	ORP	Depth To Water	Flow
		+/- 0.1	+/- 1000 %	+/- 5 %	+/- 10 %	+/- 5	+/- 1000 %	+/- 0.3	
8/1/2022 3:03 PM	00:00	6.98 pH	20.60 °C	3,560.2 µS/cm	0.64 mg/L	12.27 NTU	21.0 mV	32.81 ft	175.00 ml/min
8/1/2022 3:07 PM	04:00	6.98 pH	19.89 °C	3,589.5 µS/cm	0.26 mg/L	9.46 NTU	-15.2 mV	33.40 ft	175.00 ml/min
8/1/2022 3:11 PM	08:00	6.98 pH	20.20 °C	3,598.1 µS/cm	0.23 mg/L	6.33 NTU	-35.8 mV	33.51 ft	152.00 ml/min
8/1/2022 3:15 PM	12:00	6.99 pH	20.24 °C	3,662.9 µS/cm	0.20 mg/L	3.45 NTU	-45.7 mV	33.60 ft	152.00 ml/min
8/1/2022 3:19 PM	16:00	6.99 pH	20.20 °C	3,728.6 µS/cm	0.23 mg/L	3.73 NTU	-48.5 mV	33.65 ft	152.00 ml/min
8/1/2022 3:23 PM	20:00	7.00 pH	20.20 °C	3,812.2 µS/cm	0.22 mg/L	3.05 NTU	-46.8 mV	33.69 ft	152.00 ml/min

Samples

Sample ID:	Description:
BGWC-23	Metals, Inorganics, TDS, Alkalinity, Sulfide, Radium

Low-Flow Test Report:

Test Date / Time: 8/2/2022 9:45:07 AM
Project: Plant Bowen AP July 2022
Operator Name: Robert Mull

Location Name: BGWC-24 **Well Diameter: 2 in** **Casing Type: PVC** **Screen Length: 10 ft** **Top of Screen: 56.11 ft** **Total Depth: 66.11 ft** **Initial Depth to Water: 17.24 ft**	**Pump Type: GeoTech Peristaltic** **Tubing Type: LDPE** **Pump Intake From TOC: 51.1 ft** **Estimated Total Volume Pumped: 6100 ml** **Flow Cell Volume: 90 ml** **Final Flow Rate: 100 ml/min** **Final Draw Down: 5.1 ft**	**Instrument Used: Aqua TROLL 400** **Serial Number: 789310**

Test Notes:
Prepurged 1L

Low-Flow Readings:

Date Time	Elapsed Time	pH	Temperature	Specific Conductivity	RDO Concentration	Turbidity	ORP	Depth To Water	Flow
		+/- 0.1	+/- 1000 %	+/- 5 %	+/- 10 %	+/- 5	+/- 1000 %	+/- 0.3	
8/2/2022 9:45 AM	00:00	6.73 pH	24.33 °C	483.81 µS/cm	6.98 mg/L	1.42 NTU	85.8 mV	18.46 ft	125.00 ml/min
8/2/2022 9:49 AM	04:00	6.72 pH	23.99 °C	493.40 µS/cm	7.11 mg/L	1.40 NTU	83.5 mV	18.89 ft	125.00 ml/min
8/2/2022 9:53 AM	08:00	6.73 pH	23.99 °C	492.39 µS/cm	7.07 mg/L	1.32 NTU	82.5 mV	19.40 ft	125.00 ml/min
8/2/2022 9:57 AM	12:00	6.73 pH	23.91 °C	490.63 µS/cm	7.01 mg/L	1.19 NTU	81.9 mV	19.86 ft	125.00 ml/min
8/2/2022 10:01 AM	16:00	6.74 pH	23.64 °C	492.43 µS/cm	7.00 mg/L	1.34 NTU	81.4 mV	20.28 ft	125.00 ml/min
8/2/2022 10:05 AM	20:00	6.73 pH	23.77 °C	496.50 µS/cm	7.04 mg/L	1.42 NTU	80.5 mV	20.68 ft	125.00 ml/min
8/2/2022 10:09 AM	24:00	6.73 pH	24.31 °C	494.76 µS/cm	6.90 mg/L	1.41 NTU	80.2 mV	21.04 ft	125.00 ml/min
8/2/2022 10:13 AM	28:00	6.73 pH	24.41 °C	497.31 µS/cm	6.93 mg/L	1.37 NTU	79.4 mV	21.37 ft	125.00 ml/min
8/2/2022 10:17 AM	32:00	6.74 pH	24.13 °C	488.68 µS/cm	6.79 mg/L	1.63 NTU	80.0 mV	21.70 ft	125.00 ml/min
8/2/2022 10:21 AM	36:00	6.73 pH	24.42 °C	497.78 µS/cm	6.90 mg/L	1.51 NTU	78.9 mV	21.82 ft	100.00 ml/min
8/2/2022 10:25 AM	40:00	6.72 pH	24.95 °C	499.96 µS/cm	6.86 mg/L	1.19 NTU	78.0 mV	21.95 ft	100.00 ml/min
8/2/2022 10:29 AM	44:00	6.72 pH	25.42 °C	493.47 µS/cm	6.67 mg/L	1.38 NTU	78.5 mV	22.07 ft	100.00 ml/min
8/2/2022 10:33 AM	48:00	6.74 pH	24.81 °C	489.98 µS/cm	6.63 mg/L	1.39 NTU	79.2 mV	22.20 ft	100.00 ml/min
8/2/2022 10:37 AM	52:00	6.73 pH	24.50 °C	497.64 µS/cm	6.69 mg/L	1.28 NTU	78.5 mV	22.34 ft	100.00 ml/min

Samples

Sample ID:	Description:
BGWC-24	Metals, Inorganics, TDS, Alkalinity, Sulfide, Radium

Created using VuSitu from In-Situ, Inc.

Low-Flow Test Report:

Test Date / Time: 7/27/2022 2:13:53 PM
Project: Plant Bowen AP July 2022
Operator Name: William Laaker

Location Name: BGWC-25 **Well Diameter: 2 in** **Casing Type: PVC** **Screen Length: 10 ft** **Top of Screen: 47.87 ft** **Total Depth: 57.87 ft** **Initial Depth to Water: 20.28 ft**	**Pump Type: QED Dedicated** **Tubing Type: LDPE** **Pump Intake From TOC: 52.87 ft** **Estimated Total Volume Pumped: 7360 ml** **Flow Cell Volume: 90 ml** **Final Flow Rate: 120 ml/min** **Final Draw Down: 7.52 ft**	**Instrument Used: Aqua TROLL 400** **Serial Number: 789301**

Test Notes:

Prepurged 2 L
Organic debris in water. At 20:00, lowered pump rate to 120 mL/min.

Low-Flow Readings:

Date Time	Elapsed Time	pH	Temperature	Specific Conductivity	RDO Concentration	Turbidity	ORP	Depth to Water	Salinity	Flow
		+/- 0.1	+/- 1000 %	+/- 5 %	+/- 10 %	+/- 5	+/- 1000 %	+/- 0.3	+/- 1000 %	
7/27/2022 2:13 PM	00:00	7.45 pH	25.73 °C	399.88 µS/cm	0.22 mg/L	0.58 NTU	-50.7 mV	24.00 ft	0.19 PSU	200.00 ml/min
7/27/2022 2:17 PM	04:00	7.29 pH	20.53 °C	428.94 µS/cm	0.06 mg/L	0.48 NTU	-40.3 mV	24.63 ft	0.21 PSU	200.00 ml/min
7/27/2022 2:21 PM	08:00	7.25 pH	19.79 °C	431.41 µS/cm	0.05 mg/L	0.49 NTU	-35.2 mV	25.48 ft	0.21 PSU	200.00 ml/min
7/27/2022 2:25 PM	12:00	7.23 pH	19.60 °C	431.83 µS/cm	0.06 mg/L	0.44 NTU	-32.2 mV	26.32 ft	0.21 PSU	200.00 ml/min
7/27/2022 2:29 PM	16:00	7.23 pH	19.43 °C	431.79 µS/cm	0.07 mg/L	0.65 NTU	-29.8 mV	27.19 ft	0.21 PSU	200.00 ml/min
7/27/2022 2:33 PM	20:00	7.20 pH	20.71 °C	435.17 µS/cm	0.09 mg/L	0.52 NTU	-35.0 mV	27.50 ft	0.21 PSU	120.00 ml/min
7/27/2022 2:37 PM	24:00	7.22 pH	20.76 °C	430.22 µS/cm	0.08 mg/L	0.38 NTU	-32.8 mV	27.66 ft	0.21 PSU	120.00 ml/min
7/27/2022 2:41 PM	28:00	7.23 pH	20.35 °C	428.56 µS/cm	0.10 mg/L	0.08 NTU	-30.7 mV	27.91 ft	0.21 PSU	120.00 ml/min
7/27/2022 2:45 PM	32:00	7.20 pH	21.49 °C	435.54 µS/cm	0.12 mg/L	0.02 NTU	-35.8 mV	27.91 ft	0.21 PSU	120.00 ml/min
7/27/2022 2:49 PM	36:00	7.21 pH	21.64 °C	427.95 µS/cm	0.12 mg/L	0.19 NTU	-33.1 mV	27.84 ft	0.21 PSU	120.00 ml/min
7/27/2022 2:53 PM	40:00	7.22 pH	21.42 °C	426.91 µS/cm	0.15 mg/L	0.20 NTU	-31.1 mV	27.84 ft	0.21 PSU	120.00 ml/min
7/27/2022 2:57 PM	44:00	7.22 pH	21.50 °C	427.02 µS/cm	0.15 mg/L	0.19 NTU	-31.2 mV	27.82 ft	0.21 PSU	120.00 ml/min
7/27/2022 3:01 PM	48:00	7.22 pH	21.59 °C	426.18 µS/cm	0.16 mg/L	0.14 NTU	-31.1 mV	27.80 ft	0.21 PSU	120.00 ml/min

Samples

Sample ID:	Description:
BGWC-25	Metals, Inorganics, TDS, Alkalinity, Sulfide, Radium

Created using VuSitu from In-Situ, Inc.

Low-Flow Test Report:

Test Date / Time: 7/26/2022 10:18:49 AM
Project: Plant Bowen AP July 2022
Operator Name: Kevin Stephenson

Location Name: BGWA-29 **Well Diameter: 2 in** **Casing Type: PVC** **Screen Length: 10 ft** **Top of Screen: 90.1 ft** **Total Depth: 100.1 ft** **Initial Depth to Water: 52.06 ft**	**Pump Type: QED Dedicated** **Tubing Type: LDPE** **Pump Intake From TOC: 95.1 ft** **Estimated Total Volume Pumped: 4480 ml** **Flow Cell Volume: 90 ml** **Final Flow Rate: 140 ml/min** **Final Draw Down: 0.02 ft**	**Instrument Used: Aqua TROLL 400** **Serial Number: 789317**

Test Notes:
Pre-purged 1 liter

Low-Flow Readings:

Date Time	Elapsed Time	pH	Temperature	Specific Conductivity	RDO Concentration	Turbidity	ORP	Depth to Water	Flow
		+/- 0.1	+/- 1000 %	+/- 5 %	+/- 20 %	+/- 5	+/- 1000 %	+/- 0.5	
7/26/2022 10:18 AM	00:00	7.13 pH	70.61 °F	205.94 µS/cm	7.32 mg/L	2.02 NTU	144.5 mV	52.08 ft	140.00 ml/min
7/26/2022 10:22 AM	04:00	7.37 pH	69.41 °F	207.09 µS/cm	8.46 mg/L	2.60 NTU	94.3 mV	52.08 ft	140.00 ml/min
7/26/2022 10:26 AM	08:00	7.58 pH	69.57 °F	207.76 µS/cm	8.75 mg/L	2.72 NTU	77.3 mV	52.08 ft	140.00 ml/min
7/26/2022 10:30 AM	12:00	7.72 pH	69.36 °F	206.80 µS/cm	8.81 mg/L	2.68 NTU	70.6 mV	52.08 ft	140.00 ml/min
7/26/2022 10:34 AM	16:00	7.80 pH	68.86 °F	207.05 µS/cm	8.89 mg/L	2.86 NTU	67.2 mV	52.08 ft	140.00 ml/min
7/26/2022 10:38 AM	20:00	7.84 pH	68.62 °F	207.74 µS/cm	8.92 mg/L	2.34 NTU	65.1 mV	52.08 ft	140.00 ml/min
7/26/2022 10:42 AM	24:00	7.87 pH	68.69 °F	207.91 µS/cm	8.94 mg/L	2.21 NTU	63.5 mV	52.08 ft	140.00 ml/min
7/26/2022 10:46 AM	28:00	7.90 pH	68.37 °F	208.22 µS/cm	8.97 mg/L	2.32 NTU	62.4 mV	52.08 ft	140.00 ml/min
7/26/2022 10:50 AM	32:00	7.92 pH	68.66 °F	208.52 µS/cm	8.99 mg/L	1.72 NTU	61.3 mV	52.08 ft	140.00 ml/min

Samples

Sample ID:	Description:
BGWA-29	Metals, Inorganics, TDS, Alkalinity, Sulfide, Radium
DUP-1	Metals, Inorganics, TDS, Alkalinity, Sulfide, Radium

Created using VuSitu from In-Situ, Inc.

Low-Flow Test Report:

Test Date / Time: 8/1/2022 9:36:48 AM
Project: Plant Bowen AP July 2022
Operator Name: Meredith Duncan

Location Name: BGWC-30 **Well Diameter: 2 in** **Casing Type: PVC** **Screen Length: 10 ft** **Top of Screen: 49.98 ft** **Total Depth: 59.98 ft** **Initial Depth to Water: 31.23 ft**	**Pump Type: QED Bladder** **Tubing Type: LDPE** **Pump Intake From TOC: 54.98 ft** **Estimated Total Volume Pumped: 3480 ml** **Flow Cell Volume: 90 ml** **Final Flow Rate: 145 ml/min** **Final Draw Down: 0 ft**	**Instrument Used: Aqua TROLL 400** **Serial Number: 893479**

Test Notes:
Prepurge 1L

Low-Flow Readings:

Date Time	Elapsed Time	pH	Temperature	Specific Conductivity	RDO Concentration	Turbidity	ORP	Depth to Water	Flow
		+/- 0.1	+/- 1000	+/- 5 %	+/- 10 %	+/- 5	+/- 1000	+/- 0.3	
8/1/2022 9:36 AM	00:00	7.18 pH	21.92 °C	740.51 µS/cm	3.18 mg/L	8.74 NTU	123.6 mV	31.23 ft	145.00 ml/min
8/1/2022 9:40 AM	04:00	7.19 pH	21.90 °C	757.45 µS/cm	2.89 mg/L	6.05 NTU	120.5 mV	31.23 ft	145.00 ml/min
8/1/2022 9:44 AM	08:00	7.19 pH	21.90 °C	784.82 µS/cm	2.84 mg/L	3.78 NTU	116.0 mV	31.23 ft	145.00 ml/min
8/1/2022 9:48 AM	12:00	7.20 pH	21.92 °C	803.37 µS/cm	2.85 mg/L	3.18 NTU	111.3 mV	31.23 ft	145.00 ml/min
8/1/2022 9:52 AM	16:00	7.21 pH	21.94 °C	812.30 µS/cm	2.83 mg/L	2.33 NTU	110.4 mV	31.23 ft	145.00 ml/min
8/1/2022 9:56 AM	20:00	7.21 pH	21.96 °C	817.91 µS/cm	2.81 mg/L	2.40 NTU	109.2 mV	31.23 ft	145.00 ml/min
8/1/2022 10:00 AM	24:00	7.21 pH	22.01 °C	823.20 µS/cm	2.81 mg/L	2.31 NTU	107.6 mV	31.23 ft	145.00 ml/min

Samples

Sample ID:	Description:
BGWC-30	Metals, Inorganics, TDS, Alkalinity, Sulfide, Radium

Created using VuSitu from In-Situ, Inc.

Low-Flow Test Report:

Test Date / Time: 7/28/2022 12:23:44 PM
Project: Plant Bowen AP July 2022
Operator Name: William Laaker

Location Name: BGWC-31 **Well Diameter: 2 in** **Casing Type: PVC** **Screen Length: 10 ft** **Top of Screen: 39.7 ft** **Total Depth: 49.7 ft** **Initial Depth to Water: 15.2 ft**	**Pump Type: QED Dedicated** **Tubing Type: LDPE** **Pump Intake From TOC: 44.7 ft** **Estimated Total Volume Pumped: 2880 ml** **Flow Cell Volume: 90 ml** **Final Flow Rate: 180 ml/min** **Final Draw Down: 0.31 ft**	**Instrument Used: Aqua TROLL 400** **Serial Number: 789301**

Test Notes:
Prepurged 1 L

Low-Flow Readings:

Date Time	Elapsed Time	pH	Temperature	Specific Conductivity	RDO Concentration	Turbidity	ORP	Depth to Water	Salinity	Flow
		+/- 0.1	+/- 1000 %	+/- 5 %	+/- 10 %	+/- 5	+/- 1000 %	+/- 0.3	+/- 1000 %	
7/28/2022 12:23 PM	00:00	7.29 pH	20.13 °C	697.99 µS/cm	0.30 mg/L	1.91 NTU	-164.8 mV	15.48 ft	0.34 PSU	180.00 ml/min
7/28/2022 12:27 PM	04:00	7.25 pH	19.63 °C	701.34 µS/cm	0.18 mg/L	1.89 NTU	-151.5 mV	15.48 ft	0.35 PSU	180.00 ml/min
7/28/2022 12:31 PM	08:00	7.22 pH	19.52 °C	700.15 µS/cm	0.16 mg/L	1.17 NTU	-141.4 mV	15.49 ft	0.34 PSU	180.00 ml/min
7/28/2022 12:35 PM	12:00	7.20 pH	19.32 °C	697.95 µS/cm	0.11 mg/L	0.82 NTU	-125.9 mV	15.50 ft	0.34 PSU	180.00 ml/min
7/28/2022 12:39 PM	16:00	7.19 pH	19.17 °C	693.85 µS/cm	0.07 mg/L	0.73 NTU	-110.3 mV	15.51 ft	0.34 PSU	180.00 ml/min

Samples

Sample ID:	Description:
BGWC-31	Metals, Inorganics, TDS, Alkalinity, Sulfide, Radium
DUP-3	Metals, Inorganics, TDS, Alkalinity, Sulfide, Radium

Low-Flow Test Report:

Test Date / Time: 7/28/2022 12:40:20 PM
Project: Plant Bowen AP July 2022
Operator Name: Kevin Stephenson

Location Name: BGWC-32 **Well Diameter: 2 in** **Casing Type: PVC** **Screen Length: 10 ft** **Top of Screen: 41.22 ft** **Total Depth: 51.22 ft** **Initial Depth to Water: 32.31 ft**	**Pump Type: QED Dedicated** **Tubing Type: LDPE** **Pump Intake From TOC: 46.22 ft** **Estimated Total Volume Pumped: 4840 ml** **Flow Cell Volume: 90 ml** **Final Flow Rate: 110 ml/min** **Final Draw Down: 7.25 ft**	**Instrument Used: Aqua TROLL 400** **Serial Number: 789317**

Test Notes:
WL dropped below Top of Pump. Top of pump: 39.56ft. Complete evacuation method initiated.

Low-Flow Readings:

Date Time	Elapsed Time	pH	Temperature	Specific Conductivity	RDO Concentration	Turbidity	ORP	Depth to Water	Salinity	Flow
		+/- 0.1	+/- 1000 %	+/- 5 %	+/- 10 %	+/- 5	+/- 1000 %	+/- 0.3	+/- 1000 %	
7/28/2022 12:40 PM	00:00	7.21 pH	21.95 °C	1,593.3 µS/cm	2.98 mg/L	0.76 NTU	70.0 mV	37.82 ft	0.81 PSU	110.00 ml/min
7/28/2022 12:44 PM	04:00	7.19 pH	21.54 °C	1,602.4 µS/cm	2.69 mg/L	0.59 NTU	70.9 mV	38.02 ft	0.82 PSU	110.00 ml/min
7/28/2022 12:48 PM	08:00	7.17 pH	21.45 °C	1,612.8 µS/cm	2.45 mg/L	0.37 NTU	71.4 mV	38.24 ft	0.82 PSU	110.00 ml/min
7/28/2022 12:52 PM	12:00	7.16 pH	21.26 °C	1,625.4 µS/cm	2.29 mg/L	0.15 NTU	71.6 mV	38.44 ft	0.83 PSU	110.00 ml/min
7/28/2022 12:56 PM	16:00	7.16 pH	21.14 °C	1,640.8 µS/cm	2.08 mg/L	0.45 NTU	71.8 mV	38.71 ft	0.84 PSU	110.00 ml/min
7/28/2022 1:00 PM	20:00	7.15 pH	21.02 °C	1,652.0 µS/cm	2.01 mg/L	0.04 NTU	72.0 mV	38.76 ft	0.84 PSU	110.00 ml/min
7/28/2022 1:04 PM	24:00	7.15 pH	20.70 °C	1,656.6 µS/cm	1.99 mg/L	0.04 NTU	71.9 mV	39.08 ft	0.85 PSU	110.00 ml/min
7/28/2022 1:08 PM	28:00	7.15 pH	20.52 °C	1,658.8 µS/cm	1.98 mg/L	0.07 NTU	71.9 mV	39.29 ft	0.85 PSU	110.00 ml/min
7/28/2022 1:12 PM	32:00	7.15 pH	20.47 °C	1,659.6 µS/cm	1.96 mg/L	0.16 NTU	72.0 mV	39.51 ft	0.85 PSU	110.00 ml/min
7/28/2022 1:16 PM	36:00	7.14 pH	20.48 °C	1,659.9 µS/cm	1.96 mg/L	0.07 NTU	72.0 mV	39.56 ft	0.85 PSU	110.00 ml/min
7/28/2022 1:20 PM	40:00	7.14 pH	20.61 °C	1,661.0 µS/cm	1.94 mg/L	0.06 NTU	72.1 mV	39.56 ft	0.85 PSU	110.00 ml/min
7/28/2022 1:24 PM	44:00	7.14 pH	20.49 °C	1,664.1 µS/cm	1.91 mg/L	0.59 NTU	72.0 mV	39.56 ft	0.85 PSU	110.00 ml/min

Samples

Sample ID:	Description:

Created using VuSitu from In-Situ, Inc.

Low-Flow Test Report:

Test Date / Time: 8/1/2022 10:09:49 AM
Project: Plant Bowen AP July 2022
Operator Name: William Laaker

Location Name: BGWA-33 **Well Diameter: 2 in** **Casing Type: PVC** **Screen Length: 10 ft** **Top of Screen: 70.84 ft** **Total Depth: 80.84 ft** **Initial Depth to Water: 76.2 ft**	**Pump Type: QED Bladder** **Tubing Type: LDPE** **Pump Intake From TOC: 79.84 ft** **Estimated Total Volume Pumped: 1600 ml** **Flow Cell Volume: 90 ml** **Final Flow Rate: 100 ml/min** **Final Draw Down: 1.5 ft**	**Instrument Used: Aqua TROLL 400** **Serial Number: 789301**

Test Notes:
Prepurged 0.25 L
Well historically full evac with 48-hour recharge. Full evac performed.

Low-Flow Readings:

Date Time	Elapsed Time	pH	Temperature	Specific Conductivity	RDO Concentration	Turbidity	ORP	Depth to Water	Salinity	Flow
		+/- 0.1	+/- 1000 %	+/- 5 %	+/- 10 %	+/- 5	+/- 1000 %	+/- 0.3	+/- 1000 %	
8/1/2022 10:09 AM	00:00	6.78 pH	20.77 °C	588.68 µS/cm	0.82 mg/L	3.87 NTU	-37.8 mV	76.86 ft	0.29 PSU	100.00 ml/min
8/1/2022 10:13 AM	04:00	6.78 pH	20.20 °C	591.60 µS/cm	0.44 mg/L	3.54 NTU	-24.4 mV	77.03 ft	0.29 PSU	100.00 ml/min
8/1/2022 10:17 AM	08:00	6.80 pH	20.08 °C	594.80 µS/cm	0.39 mg/L	3.01 NTU	-18.8 mV	77.25 ft	0.29 PSU	100.00 ml/min
8/1/2022 10:21 AM	12:00	6.83 pH	20.01 °C	591.40 µS/cm	0.36 mg/L	2.20 NTU	-16.7 mV	77.47 ft	0.29 PSU	100.00 ml/min
8/1/2022 10:25 AM	16:00	6.89 pH	20.03 °C	589.32 µS/cm	0.34 mg/L	1.18 NTU	-13.3 mV	77.70 ft	0.29 PSU	100.00 ml/min

Samples

Sample ID:	Description:

Created using VuSitu from In-Situ, Inc.

Low-Flow Test Report:

Test Date / Time: 7/28/2022 9:50:57 AM
Project: Plant Bowen AP July 2022
Operator Name: William Laaker

Location Name: BGWC-34D **Well Diameter: 2 in** **Casing Type: PVC** **Screen Length: 10 ft** **Top of Screen: 69.75 ft** **Total Depth: 79.75 ft** **Initial Depth to Water: 15.91 ft**	**Pump Type: QED Dedicated** **Tubing Type: LDPE** **Pump Intake From TOC: 74.75 ft** **Estimated Total Volume Pumped: 13280 ml** **Flow Cell Volume: 90 ml** **Final Flow Rate: 120 ml/min** **Final Draw Down: 13.03 ft**	**Instrument Used: Aqua TROLL 400** **Serial Number: 789301**

Test Notes:
Prepurged 2 L
At 52:00 lowered pump rate to 120 mL/min to stabilize drawdown.

Low-Flow Readings:

Date Time	Elapsed Time	pH	Temperature	Specific Conductivity	RDO Concentration	Turbidity	ORP	Depth to Water	Salinity	Flow
		+/- 0.1	+/- 1000 %	+/- 5 %	+/- 10 %	+/- 5	+/- 1000 %	+/- 0.3	+/- 1000 %	
7/28/2022 9:50 AM	00:00	6.92 pH	20.30 °C	851.95 µS/cm	0.13 mg/L	0.12 NTU	24.7 mV	19.22 ft	0.42 PSU	200.00 ml/min
7/28/2022 9:54 AM	04:00	6.93 pH	20.35 °C	846.54 µS/cm	0.10 mg/L	0.05 NTU	43.5 mV	19.90 ft	0.42 PSU	200.00 ml/min
7/28/2022 9:58 AM	08:00	6.92 pH	20.30 °C	848.12 µS/cm	0.10 mg/L	0.27 NTU	44.3 mV	20.85 ft	0.42 PSU	200.00 ml/min
7/28/2022 10:02 AM	12:00	6.91 pH	20.39 °C	851.21 µS/cm	0.11 mg/L	0.59 NTU	43.0 mV	21.78 ft	0.42 PSU	200.00 ml/min
7/28/2022 10:06 AM	16:00	6.91 pH	20.39 °C	855.19 µS/cm	0.12 mg/L	0.32 NTU	41.8 mV	22.60 ft	0.42 PSU	200.00 ml/min
7/28/2022 10:10 AM	20:00	6.91 pH	20.32 °C	861.45 µS/cm	0.13 mg/L	0.22 NTU	40.6 mV	23.38 ft	0.43 PSU	200.00 ml/min
7/28/2022 10:14 AM	24:00	6.90 pH	20.39 °C	864.79 µS/cm	0.14 mg/L	0.41 NTU	38.3 mV	24.11 ft	0.43 PSU	200.00 ml/min
7/28/2022 10:18 AM	28:00	6.91 pH	20.43 °C	864.38 µS/cm	0.14 mg/L	0.45 NTU	36.7 mV	24.81 ft	0.43 PSU	200.00 ml/min
7/28/2022 10:22 AM	32:00	6.91 pH	20.40 °C	859.41 µS/cm	0.15 mg/L	0.28 NTU	35.0 mV	25.52 ft	0.43 PSU	200.00 ml/min
7/28/2022 10:26 AM	36:00	6.91 pH	20.37 °C	864.40 µS/cm	0.16 mg/L	0.53 NTU	32.4 mV	26.16 ft	0.43 PSU	200.00 ml/min
7/28/2022 10:30 AM	40:00	6.92 pH	20.43 °C	862.39 µS/cm	0.15 mg/L	0.14 NTU	31.3 mV	26.80 ft	0.43 PSU	200.00 ml/min
7/28/2022 10:34 AM	44:00	6.92 pH	20.31 °C	860.40 µS/cm	0.23 mg/L	0.11 NTU	28.7 mV	27.38 ft	0.43 PSU	200.00 ml/min
7/28/2022 10:38 AM	48:00	6.96 pH	20.35 °C	838.56 µS/cm	0.70 mg/L	0.18 NTU	23.0 mV	27.95 ft	0.42 PSU	200.00 ml/min
7/28/2022 10:42 AM	52:00	6.97 pH	21.27 °C	832.16 µS/cm	0.89 mg/L	0.10 NTU	17.1 mV	28.22 ft	0.41 PSU	120.00 ml/min
7/28/2022 10:46 AM	56:00	6.96 pH	21.51 °C	841.50 µS/cm	0.78 mg/L	0.13 NTU	11.1 mV	28.37 ft	0.42 PSU	120.00 ml/min

7/28/2022 10:50 AM	01:00:00	6.95 pH	21.53 °C	844.34 µS/cm	0.72 mg/L	0.16 NTU	8.0 mV	28.48 ft	0.42 PSU	120.00 ml/min
7/28/2022 10:54 AM	01:04:00	6.95 pH	21.55 °C	844.91 µS/cm	0.68 mg/L	0.11 NTU	5.6 mV	28.61 ft	0.42 PSU	120.00 ml/min
7/28/2022 10:58 AM	01:08:00	6.96 pH	21.71 °C	844.10 µS/cm	0.65 mg/L	0.11 NTU	4.4 mV	28.72 ft	0.42 PSU	120.00 ml/min
7/28/2022 11:02 AM	01:12:00	6.96 pH	21.68 °C	843.99 µS/cm	0.64 mg/L	0.06 NTU	2.5 mV	28.84 ft	0.42 PSU	120.00 ml/min
7/28/2022 11:06 AM	01:16:00	6.96 pH	21.73 °C	843.86 µS/cm	0.60 mg/L	0.03 NTU	1.0 mV	28.94 ft	0.42 PSU	120.00 ml/min

Samples

Sample ID:	Description:
BGWC-34D	Metals, Inorganics, TDS, Alkalinity, Sulfide, Radium

Low-Flow Test Report:

Test Date / Time: 7/28/2022 9:33:46 AM
Project: Plant Bowen AP July 2022
Operator Name: Meredith Duncan

Location Name: BGWC-35D **Well Diameter: 2 in** **Casing Type: PVC** **Screen Length: 10 ft** **Top of Screen: 70.94 ft** **Total Depth: 80.94 ft** **Initial Depth to Water: 31.75 ft**	**Pump Type: QED Dedicated** **Tubing Type: LDPE** **Pump Intake From TOC: 75.94 ft** **Estimated Total Volume Pumped: 3200 ml** **Flow Cell Volume: 90 ml** **Final Flow Rate: 160 ml/min** **Final Draw Down: 0.36 ft**	**Instrument Used: Aqua TROLL 400** **Serial Number: 893479**

Test Notes:
Prepurge 2L

Low-Flow Readings:

Date Time	Elapsed Time	pH	Temperature	Specific Conductivity	RDO Concentration	Turbidity	ORP	Depth to Water	Flow
		+/- 0.1	+/- 1000	+/- 5 %	+/- 10 %	+/- 5	+/- 1000	+/- 0.3	
7/28/2022 9:33 AM	00:00	6.79 pH	21.21 °C	3,232.8 µS/cm	0.72 mg/L	8.66 NTU	53.6 mV	31.75 ft	160.00 ml/min
7/28/2022 9:37 AM	04:00	6.93 pH	20.67 °C	3,090.2 µS/cm	0.28 mg/L	6.11 NTU	85.1 mV	31.90 ft	160.00 ml/min
7/28/2022 9:41 AM	08:00	6.96 pH	20.67 °C	3,069.8 µS/cm	0.22 mg/L	4.53 NTU	93.4 mV	31.94 ft	160.00 ml/min
7/28/2022 9:45 AM	12:00	6.97 pH	21.13 °C	3,024.3 µS/cm	0.17 mg/L	2.69 NTU	94.2 mV	32.00 ft	160.00 ml/min
7/28/2022 9:49 AM	16:00	6.97 pH	21.20 °C	3,005.8 µS/cm	0.15 mg/L	1.62 NTU	65.1 mV	32.06 ft	160.00 ml/min
7/28/2022 9:53 AM	20:00	6.98 pH	21.11 °C	2,995.2 µS/cm	0.14 mg/L	2.69 NTU	62.7 mV	32.11 ft	160.00 ml/min

Samples

Sample ID:	Description:
BGWC-35D	Metals, Inorganics, TDS, Alkalinity, Sulfide, Radium

Low-Flow Test Report:

Test Date / Time: 7/29/2022 9:10:28 AM
Project: Plant Bowen AP July 2022
Operator Name: Meredith Duncan

Location Name: BGWC-36D **Well Diameter: 2 in** **Casing Type: PVC** **Screen Length: 10 ft** **Top of Screen: 86.35 ft** **Total Depth: 96.35 ft** **Initial Depth to Water: 32.1 ft**	**Pump Type: QED Dedicated** **Tubing Type: LDPE** **Pump Intake From TOC: 91.35 ft** **Estimated Total Volume Pumped: 5440 ml** **Flow Cell Volume: 90 ml** **Final Flow Rate: 170 ml/min** **Final Draw Down: 0.01 ft**	**Instrument Used: Aqua TROLL 400** **Serial Number: 893479**

Test Notes:
Prepurge 1L

Low-Flow Readings:

Date Time	Elapsed Time	pH	Temperature	Specific Conductivity	RDO Concentration	Turbidity	ORP	Depth to Water	Flow
		+/- 0.1	+/- 1000	+/- 5 %	+/- 10 %	+/- 5	+/- 1000	+/- 0.3	
7/29/2022 9:10 AM	00:00	6.42 pH	24.22 °C	1,232.2 µS/cm	5.90 mg/L	1.46 NTU	188.5 mV	32.10 ft	170.00 ml/min
7/29/2022 9:14 AM	04:00	6.66 pH	23.22 °C	1,246.5 µS/cm	2.76 mg/L	4.04 NTU	163.9 mV	32.11 ft	170.00 ml/min
7/29/2022 9:18 AM	08:00	6.92 pH	23.15 °C	1,258.7 µS/cm	1.34 mg/L	4.33 NTU	154.7 mV	32.11 ft	170.00 ml/min
7/29/2022 9:22 AM	12:00	7.03 pH	23.13 °C	1,271.1 µS/cm	0.94 mg/L	3.57 NTU	153.6 mV	32.11 ft	170.00 ml/min
7/29/2022 9:26 AM	16:00	7.10 pH	23.26 °C	1,261.1 µS/cm	0.76 mg/L	2.70 NTU	153.7 mV	32.11 ft	170.00 ml/min
7/29/2022 9:30 AM	20:00	7.13 pH	23.44 °C	1,254.3 µS/cm	0.70 mg/L	2.55 NTU	149.5 mV	32.11 ft	170.00 ml/min
7/29/2022 9:34 AM	24:00	7.15 pH	23.50 °C	1,249.7 µS/cm	0.64 mg/L	1.94 NTU	149.2 mV	32.11 ft	170.00 ml/min
7/29/2022 9:38 AM	28:00	7.18 pH	23.58 °C	1,244.2 µS/cm	0.59 mg/L	1.79 NTU	147.9 mV	32.11 ft	170.00 ml/min
7/29/2022 9:42 AM	32:00	7.19 pH	23.60 °C	1,241.1 µS/cm	0.56 mg/L	1.56 NTU	150.3 mV	32.11 ft	170.00 ml/min

Samples

Sample ID:	Description:
BGWC-36D	Metals, Inorganics, TDS, Alkalinity, Sulfide, Radium

Low-Flow Test Report:

Test Date / Time: 7/28/2022 10:43:12 AM
Project: Plant Bowen AP July 2022
Operator Name: Meredith Duncan

Location Name: BGWC-37D **Well Diameter: 2 in** **Casing Type: PVC** **Screen Length: 10 ft** **Top of Screen: 99.5 ft** **Total Depth: 109.5 ft** **Initial Depth to Water: 32.23 ft**	**Pump Type: QED Dedicated** **Tubing Type: LDPE** **Pump Intake From TOC: 104.5 ft** **Estimated Total Volume Pumped: 4200 ml** **Flow Cell Volume: 90 ml** **Final Flow Rate: 175 ml/min** **Final Draw Down: 0.26 ft**	**Instrument Used: Aqua TROLL 400** **Serial Number: 893479**

Test Notes:
Prepurge 2L
Sulfur smell
Black specks visible in water

Low-Flow Readings:

Date Time	Elapsed Time	pH	Temperature	Specific Conductivity	RDO Concentration	Turbidity	ORP	Depth to Water	Flow
		+/- 0.1	+/- 1000	+/- 5 %	+/- 10 %	+/- 5	+/- 1000	+/- 0.3	
7/28/2022 10:43 AM	00:00	7.01 pH	22.79 °C	909.78 µS/cm	0.53 mg/L	1.19 NTU	-183.5 mV	32.23 ft	175.00 ml/min
7/28/2022 10:47 AM	04:00	7.27 pH	21.45 °C	954.98 µS/cm	0.12 mg/L	13.90 NTU	-230.3 mV	32.40 ft	175.00 ml/min
7/28/2022 10:51 AM	08:00	7.34 pH	21.21 °C	964.11 µS/cm	0.09 mg/L	10.51 NTU	-233.1 mV	32.43 ft	175.00 ml/min
7/28/2022 10:55 AM	12:00	7.33 pH	21.20 °C	966.24 µS/cm	0.07 mg/L	6.00 NTU	-241.0 mV	32.45 ft	175.00 ml/min
7/28/2022 10:59 AM	16:00	7.33 pH	21.05 °C	967.95 µS/cm	0.06 mg/L	4.25 NTU	-248.3 mV	32.48 ft	175.00 ml/min
7/28/2022 11:03 AM	20:00	7.34 pH	21.04 °C	968.63 µS/cm	0.07 mg/L	2.79 NTU	-251.6 mV	32.49 ft	175.00 ml/min
7/28/2022 11:07 AM	24:00	7.34 pH	21.03 °C	964.20 µS/cm	0.07 mg/L	2.63 NTU	-252.6 mV	32.49 ft	175.00 ml/min

Samples

Sample ID:	Description:
BGWC-37D	Metals, Inorganics, TDS, Alkalinity, Sulfide, Radium

Low-Flow Test Report:

Test Date / Time: 8/2/2022 9:01:26 AM
Project: Plant Bowen AP July 2022
Operator Name: Meredith Duncan

Location Name: BGWC-38D **Well Diameter: 2 in** **Casing Type: PVC** **Screen Length: 10 ft** **Top of Screen: 118.11 ft** **Total Depth: 128.11 ft** **Initial Depth to Water: 30.52 ft**	**Pump Type: Solinst Model 408** **Tubing Type: LDPE** **Pump Intake From TOC: 161.01 ft** **Estimated Total Volume Pumped: 9520 ml** **Flow Cell Volume: 90 ml** **Final Flow Rate: 170 ml/min** **Final Draw Down: 0 ft**	**Instrument Used: Aqua TROLL 400** **Serial Number: 893479**

Test Notes:
Prepurge 1L

Low-Flow Readings:

Date Time	Elapsed Time	pH	Temperature	Specific Conductivity	RDO Concentration	Turbidity	ORP	Depth to Water	Flow
		+/- 0.1	+/- 1000	+/- 5 %	+/- 10 %	+/- 5	+/- 1000	+/- 0.3	
8/2/2022 9:01 AM	00:00	5.91 pH	22.32 °C	1,166.9 µS/cm	3.59 mg/L	11.22 NTU	65.6 mV	30.52 ft	170.00 ml/min
8/2/2022 9:05 AM	04:00	6.47 pH	22.09 °C	1,880.1 µS/cm	1.07 mg/L	5.94 NTU	13.7 mV	30.52 ft	170.00 ml/min
8/2/2022 9:09 AM	08:00	6.49 pH	22.09 °C	1,761.0 µS/cm	1.00 mg/L	6.87 NTU	42.2 mV	30.52 ft	170.00 ml/min
8/2/2022 9:13 AM	12:00	6.44 pH	22.23 °C	1,704.9 µS/cm	0.76 mg/L	5.16 NTU	61.2 mV	30.52 ft	170.00 ml/min
8/2/2022 9:17 AM	16:00	6.43 pH	22.32 °C	1,693.9 µS/cm	0.64 mg/L	5.06 NTU	66.8 mV	30.52 ft	170.00 ml/min
8/2/2022 9:21 AM	20:00	6.42 pH	22.34 °C	1,670.8 µS/cm	0.62 mg/L	4.48 NTU	68.3 mV	30.52 ft	170.00 ml/min
8/2/2022 9:25 AM	24:00	6.36 pH	22.41 °C	1,612.7 µS/cm	0.73 mg/L	2.64 NTU	71.3 mV	30.52 ft	170.00 ml/min
8/2/2022 9:29 AM	28:00	6.29 pH	22.39 °C	1,512.9 µS/cm	0.92 mg/L	1.98 NTU	76.0 mV	30.52 ft	170.00 ml/min
8/2/2022 9:33 AM	32:00	6.22 pH	22.47 °C	1,426.8 µS/cm	1.12 mg/L	1.48 NTU	80.2 mV	30.52 ft	170.00 ml/min
8/2/2022 9:37 AM	36:00	6.18 pH	22.55 °C	1,347.3 µS/cm	1.28 mg/L	0.87 NTU	83.1 mV	30.52 ft	170.00 ml/min
8/2/2022 9:41 AM	40:00	6.15 pH	22.74 °C	1,298.2 µS/cm	1.40 mg/L	0.81 NTU	84.9 mV	30.52 ft	170.00 ml/min
8/2/2022 9:45 AM	44:00	6.15 pH	22.87 °C	1,276.0 µS/cm	1.48 mg/L	0.88 NTU	86.2 mV	30.52 ft	170.00 ml/min
8/2/2022 9:49 AM	48:00	6.15 pH	22.89 °C	1,278.0 µS/cm	1.48 mg/L	0.77 NTU	85.9 mV	30.52 ft	170.00 ml/min
8/2/2022 9:53 AM	52:00	6.15 pH	23.09 °C	1,281.8 µS/cm	1.46 mg/L	0.62 NTU	86.1 mV	30.52 ft	170.00 ml/min
8/2/2022 9:57 AM	56:00	6.17 pH	22.99 °C	1,298.1 µS/cm	1.42 mg/L	0.63 NTU	86.6 mV	30.52 ft	170.00 ml/min

Samples

Sample ID:	Description:
BGWC-38D	Metals, Inorganics, TDS, Alkalinity, Sulfide, Radium

Created using VuSitu from In-Situ, Inc.

Low-Flow Test Report:

Test Date / Time: 8/1/2022 2:48:48 PM
Project: Plant Bowen AP July 2022
Operator Name: William Laaker

Location Name: BGWC-39 **Well Diameter: 2 in** **Casing Type: PVC** **Screen Length: 10 ft** **Top of Screen: 18.27 ft** **Total Depth: 28.27 ft** **Initial Depth to Water: 19.54 ft**	**Pump Type: GeoTech Peristaltic** **Tubing Type: LDPE** **Pump Intake From TOC: 23.27 ft** **Estimated Total Volume Pumped: 6160 ml** **Flow Cell Volume: 90 ml** **Final Flow Rate: 140 ml/min** **Final Draw Down: 3.57 ft**	**Instrument Used: Aqua TROLL 400** **Serial Number: 789301**

Test Notes:
Prepurged 1 L
DTW started in screen so 3 well volume method attempted. Drawdown did not stabilize so full evac performed.

Low-Flow Readings:

Date Time	Elapsed Time	pH	Temperature	Specific Conductivity	RDO Concentration	Turbidity	ORP	Depth to Water	Salinity	Flow
		+/- 0.1	+/- 1000 %	+/- 5 %	+/- 10 %	+/- 5	+/- 1000 %	+/- 0.3	+/- 1000 %	
8/1/2022 2:48 PM	00:00	6.69 pH	20.21 °C	3,065.1 µS/cm	1.69 mg/L	0.14 NTU	81.7 mV	20.14 ft	1.62 PSU	140.00 ml/min
8/1/2022 2:52 PM	04:00	6.70 pH	20.03 °C	3,068.7 µS/cm	1.55 mg/L	0.42 NTU	82.2 mV	20.32 ft	1.62 PSU	140.00 ml/min
8/1/2022 2:56 PM	08:00	6.70 pH	19.59 °C	3,093.1 µS/cm	1.50 mg/L	0.04 NTU	82.7 mV	20.57 ft	1.63 PSU	140.00 ml/min
8/1/2022 3:00 PM	12:00	6.70 pH	19.46 °C	3,099.5 µS/cm	1.33 mg/L	0.20 NTU	82.7 mV	20.84 ft	1.63 PSU	140.00 ml/min
8/1/2022 3:04 PM	16:00	6.71 pH	19.46 °C	3,092.5 µS/cm	1.23 mg/L	0.10 NTU	81.4 mV	21.12 ft	1.63 PSU	140.00 ml/min
8/1/2022 3:08 PM	20:00	6.72 pH	19.41 °C	3,105.8 µS/cm	1.05 mg/L	0.08 NTU	80.8 mV	21.40 ft	1.64 PSU	140.00 ml/min
8/1/2022 3:12 PM	24:00	6.72 pH	19.44 °C	3,101.6 µS/cm	1.19 mg/L	0.05 NTU	81.8 mV	21.66 ft	1.64 PSU	140.00 ml/min
8/1/2022 3:16 PM	28:00	6.75 pH	19.46 °C	3,056.0 µS/cm	0.85 mg/L	0.03 NTU	86.2 mV	21.93 ft	1.61 PSU	140.00 ml/min
8/1/2022 3:20 PM	32:00	6.78 pH	19.51 °C	3,036.0 µS/cm	0.73 mg/L	0.14 NTU	94.3 mV	22.20 ft	1.60 PSU	140.00 ml/min
8/1/2022 3:24 PM	36:00	6.79 pH	19.40 °C	3,041.7 µS/cm	0.77 mg/L	0.35 NTU	97.0 mV	22.44 ft	1.60 PSU	140.00 ml/min
8/1/2022 3:28 PM	40:00	6.79 pH	19.23 °C	3,042.9 µS/cm	0.92 mg/L	0.25 NTU	98.9 mV	22.72 ft	1.60 PSU	140.00 ml/min
8/1/2022 3:32 PM	44:00	6.79 pH	19.22 °C	3,047.2 µS/cm	0.99 mg/L	0.51 NTU	105.0 mV	23.11 ft	1.61 PSU	140.00 ml/min

Samples

Sample ID:	Description:

Created using VuSitu from In-Situ, Inc.

Low-Flow Test Report:

Test Date / Time: 7/28/2022 2:13:39 PM
Project: Plant Bowen AP July 2022
Operator Name: William Laaker

Location Name: BGWC-40 **Well Diameter: 2 in** **Casing Type: PVC** **Screen Length: 10 ft** **Top of Screen: 52.74 ft** **Total Depth: 62.74 ft** **Initial Depth to Water: 26.11 ft**	**Pump Type: QED Dedicated** **Tubing Type: LDPE** **Pump Intake From TOC: 57.74 ft** **Estimated Total Volume Pumped: 3360 ml** **Flow Cell Volume: 90 ml** **Final Flow Rate: 120 ml/min** **Final Draw Down: 0.42 ft**	**Instrument Used: Aqua TROLL 400** **Serial Number: 789301**

Test Notes:
Prepurged 2 L

Low-Flow Readings:

Date Time	Elapsed Time	pH	Temperature	Specific Conductivity	RDO Concentration	Turbidity	ORP	Depth to Water	Salinity	Flow
		+/- 0.1	+/- 1000 %	+/- 5 %	+/- 10 %	+/- 5	+/- 1000 %	+/- 0.3	+/- 1000 %	
7/28/2022 2:13 PM	00:00	7.05 pH	20.79 °C	1,060.3 µS/cm	0.74 mg/L	2.89 NTU	68.4 mV	26.52 ft	0.53 PSU	120.00 ml/min
7/28/2022 2:17 PM	04:00	7.04 pH	20.85 °C	1,064.3 µS/cm	0.65 mg/L	1.93 NTU	81.6 mV	26.53 ft	0.53 PSU	120.00 ml/min
7/28/2022 2:21 PM	08:00	7.04 pH	20.93 °C	1,065.6 µS/cm	0.61 mg/L	1.65 NTU	83.6 mV	26.53 ft	0.53 PSU	120.00 ml/min
7/28/2022 2:25 PM	12:00	7.03 pH	21.01 °C	1,073.5 µS/cm	0.60 mg/L	1.10 NTU	84.3 mV	26.53 ft	0.54 PSU	120.00 ml/min
7/28/2022 2:29 PM	16:00	7.03 pH	21.06 °C	1,069.3 µS/cm	0.55 mg/L	0.97 NTU	84.8 mV	26.53 ft	0.54 PSU	120.00 ml/min
7/28/2022 2:33 PM	20:00	7.04 pH	20.70 °C	1,068.6 µS/cm	0.55 mg/L	0.59 NTU	85.5 mV	26.53 ft	0.54 PSU	120.00 ml/min
7/28/2022 2:37 PM	24:00	7.03 pH	20.96 °C	1,071.2 µS/cm	0.55 mg/L	0.71 NTU	85.9 mV	26.53 ft	0.54 PSU	120.00 ml/min
7/28/2022 2:41 PM	28:00	7.03 pH	21.12 °C	1,070.1 µS/cm	0.50 mg/L	0.52 NTU	86.3 mV	26.53 ft	0.54 PSU	120.00 ml/min

Samples

Sample ID:	Description:
BGWC-40	Metals, Inorganics, TDS, Alkalinity, Sulfide, Radium

Low-Flow Test Report:

Test Date / Time: 7/29/2022 9:29:33 AM
Project: Plant Bowen AP July 2022
Operator Name: William Laaker

Location Name: BGWC-41D **Well Diameter: 2 in** **Casing Type: PVC** **Screen Length: 10 ft** **Top of Screen: 48.26 ft** **Total Depth: 58.26 ft** **Initial Depth to Water: 20.34 ft**	**Pump Type: QED Dedicated** **Tubing Type: LDPE** **Pump Intake From TOC: 53.26 ft** **Estimated Total Volume Pumped: 1760 ml** **Flow Cell Volume: 90 ml** **Final Flow Rate: 110 ml/min** **Final Draw Down: 1.41 ft**	**Instrument Used: Aqua TROLL 400** **Serial Number: 789301**

Test Notes:
Prepurged 2 L

Low-Flow Readings:

Date Time	Elapsed Time	pH	Temperature	Specific Conductivity	RDO Concentration	Turbidity	ORP	Depth to Water	Salinity	Flow
		+/- 0.1	+/- 1000 %	+/- 5 %	+/- 10 %	+/- 5	+/- 1000 %	+/- 0.3	+/- 1000 %	
7/29/2022 9:29 AM	00:00	7.04 pH	20.39 °C	1,989.4 µS/cm	0.88 mg/L	3.18 NTU	-6.3 mV	21.58 ft	1.03 PSU	110.00 ml/min
7/29/2022 9:33 AM	04:00	7.04 pH	20.44 °C	1,990.2 µS/cm	0.83 mg/L	3.28 NTU	1.0 mV	21.61 ft	1.03 PSU	110.00 ml/min
7/29/2022 9:37 AM	08:00	7.05 pH	20.40 °C	1,977.0 µS/cm	0.78 mg/L	2.32 NTU	-1.2 mV	21.66 ft	1.02 PSU	110.00 ml/min
7/29/2022 9:41 AM	12:00	7.06 pH	20.44 °C	1,957.9 µS/cm	0.72 mg/L	1.65 NTU	-0.8 mV	21.71 ft	1.01 PSU	110.00 ml/min
7/29/2022 9:45 AM	16:00	7.07 pH	20.26 °C	1,938.9 µS/cm	0.71 mg/L	1.06 NTU	-1.7 mV	21.75 ft	1.00 PSU	110.00 ml/min

Samples

Sample ID:	Description:
BGWC-41D	Metals, Inorganics, TDS, Alkalinity, Sulfide, Radium

Low-Flow Test Report:

Test Date / Time: 7/28/2022 11:54:42 AM
Project: Plant Bowen AP July 2022
Operator Name: Meredith Duncan

Location Name: BGWC-42D **Well Diameter: 2 in** **Casing Type: PVC** **Screen Length: 10 ft** **Top of Screen: 143.74 ft** **Total Depth: 153.74 ft** **Initial Depth to Water: 33.28 ft**	**Pump Type: QED Dedicated** **Tubing Type: LDPE** **Pump Intake From TOC: 148.74 ft** **Estimated Total Volume Pumped: 6600 ml** **Flow Cell Volume: 90 ml** **Final Flow Rate: 150 ml/min** **Final Draw Down: 0.36 ft**	**Instrument Used: Aqua TROLL 400** **Serial Number: 893479**

Test Notes:
Prepurge 2L
Sulfur smell

Low-Flow Readings:

Date Time	Elapsed Time	pH	Temperature	Specific Conductivity	RDO Concentration	Turbidity	ORP	Depth to Water	Flow
		+/- 0.1	+/- 1000	+/- 5 %	+/- 10 %	+/- 5	+/- 1000	+/- 0.3	
7/28/2022 11:54 AM	00:00	7.30 pH	22.27 °C	1,038.1 µS/cm	0.65 mg/L	0.65 NTU	-231.2 mV	33.28 ft	150.00 ml/min
7/28/2022 11:58 AM	04:00	7.31 pH	21.70 °C	1,188.4 µS/cm	0.29 mg/L	2.54 NTU	-215.2 mV	33.46 ft	150.00 ml/min
7/28/2022 12:02 PM	08:00	7.30 pH	21.65 °C	1,192.5 µS/cm	0.21 mg/L	1.58 NTU	-210.5 mV	33.53 ft	150.00 ml/min
7/28/2022 12:06 PM	12:00	7.29 pH	21.41 °C	1,176.3 µS/cm	0.18 mg/L	1.14 NTU	-208.1 mV	33.57 ft	150.00 ml/min
7/28/2022 12:10 PM	16:00	7.28 pH	21.47 °C	1,152.9 µS/cm	0.16 mg/L	0.85 NTU	-205.3 mV	33.60 ft	150.00 ml/min
7/28/2022 12:14 PM	20:00	7.27 pH	21.49 °C	1,118.4 µS/cm	0.14 mg/L	0.75 NTU	-199.9 mV	33.61 ft	150.00 ml/min
7/28/2022 12:18 PM	24:00	7.28 pH	21.25 °C	1,068.6 µS/cm	0.14 mg/L	0.65 NTU	-197.7 mV	33.62 ft	150.00 ml/min
7/28/2022 12:22 PM	28:00	7.29 pH	21.31 °C	1,035.0 µS/cm	0.14 mg/L	0.96 NTU	-200.8 mV	33.62 ft	150.00 ml/min
7/28/2022 12:26 PM	32:00	7.29 pH	21.45 °C	1,010.7 µS/cm	0.13 mg/L	0.99 NTU	-206.3 mV	33.63 ft	150.00 ml/min
7/28/2022 12:30 PM	36:00	7.30 pH	21.48 °C	989.23 µS/cm	0.13 mg/L	1.05 NTU	-209.8 mV	33.63 ft	150.00 ml/min
7/28/2022 12:34 PM	40:00	7.30 pH	21.56 °C	975.48 µS/cm	0.13 mg/L	0.44 NTU	-215.3 mV	33.63 ft	150.00 ml/min
7/28/2022 12:38 PM	44:00	7.31 pH	20.99 °C	960.74 µS/cm	0.14 mg/L	0.45 NTU	-221.6 mV	33.64 ft	150.00 ml/min

Samples

Sample ID:	Description:

BGWC-42D	Metals, Inorganics, TDS, Alkalinity, Sulfide, Radium

Created using VuSitu from In-Situ, Inc.

Low-Flow Test Report:

Test Date / Time: 8/1/2022 2:07:37 PM
Project: Plant Bowen AP July 2022
Operator Name: Meredith Duncan

Location Name: BGWC-43D **Well Diameter: 2 in** **Casing Type: PVC** **Screen Length: 10 ft** **Top of Screen: 156.01 ft** **Total Depth: 166.01 ft** **Initial Depth to Water: 30.32 ft**	**Pump Type: Solinst Model 408** **Tubing Type: LDPE** **Pump Intake From TOC: 161.01 ft** **Estimated Total Volume Pumped: 3360 ml** **Flow Cell Volume: 90 ml** **Final Flow Rate: 140 ml/min** **Final Draw Down: 0 ft**	**Instrument Used: Aqua TROLL 400** **Serial Number: 893479**

Test Notes:
Prepurge 2L
Black water at start of pumping

Low-Flow Readings:

Date Time	Elapsed Time	pH	Temperature	Specific Conductivity	RDO Concentration	Turbidity	ORP	Depth to Water	Flow
		+/- 0.1	+/- 1000	+/- 5 %	+/- 10 %	+/- 5	+/- 1000	+/- 0.3	
8/1/2022 2:07 PM	00:00	7.11 pH	23.71 °C	2,238.4 µS/cm	0.10 mg/L	2,984.0 NTU	-138.4 mV	30.32 ft	140.00 ml/min
8/1/2022 2:11 PM	04:00	7.16 pH	23.35 °C	2,406.3 µS/cm	0.14 mg/L	40.00 NTU	-66.3 mV	30.32 ft	140.00 ml/min
8/1/2022 2:15 PM	08:00	7.17 pH	23.13 °C	2,417.8 µS/cm	0.13 mg/L	11.20 NTU	-48.7 mV	30.32 ft	140.00 ml/min
8/1/2022 2:19 PM	12:00	7.17 pH	23.09 °C	2,422.8 µS/cm	0.12 mg/L	17.10 NTU	-42.1 mV	30.32 ft	140.00 ml/min
8/1/2022 2:23 PM	16:00	7.17 pH	23.11 °C	2,419.9 µS/cm	0.10 mg/L	4.38 NTU	-37.5 mV	30.32 ft	140.00 ml/min
8/1/2022 2:27 PM	20:00	7.16 pH	23.10 °C	2,424.0 µS/cm	0.10 mg/L	2.20 NTU	-32.1 mV	30.32 ft	140.00 ml/min
8/1/2022 2:31 PM	24:00	7.16 pH	23.17 °C	2,423.5 µS/cm	0.09 mg/L	1.27 NTU	-29.7 mV	30.32 ft	140.00 ml/min

Samples

Sample ID:	Description:
BGWC-43D	Metals, Inorganics, TDS, Alkalinity, Sulfide, Radium

Low-Flow Test Report:

Test Date / Time: 7/26/2022 9:40:37 AM
Project: Plant Bowen AP July 2022
Operator Name: Meredith Duncan

Location Name: BGWC-44D **Well Diameter: 2 in** **Casing Type: PVC** **Screen Length: 10 ft** **Top of Screen: 132.79 ft** **Total Depth: 142.79 ft** **Initial Depth to Water: 48.1 ft**	**Pump Type: QED Dedicated** **Tubing Type: LDPE** **Pump Intake From TOC: 147.79 ft** **Estimated Total Volume Pumped: 9120 ml** **Flow Cell Volume: 90 ml** **Final Flow Rate: 120 ml/min** **Final Draw Down: 5.17 ft**	**Instrument Used: Aqua TROLL 400** **Serial Number: 893479**

Test Notes:
Prepurge 1L

Low-Flow Readings:

Date Time	Elapsed Time	pH	Temperature	Specific Conductivity	RDO Concentration	Turbidity	ORP	Depth to Water	Flow
		+/- 0.1	+/- 1000	+/- 5 %	+/- 10 %	+/- 5	+/- 1000	+/- 0.3	
7/26/2022 9:40 AM	00:00	7.69 pH	23.53 °C	580.15 µS/cm	3.79 mg/L	0.32 NTU	-55.7 mV	48.10 ft	120.00 ml/min
7/26/2022 9:44 AM	04:00	7.58 pH	21.04 °C	605.92 µS/cm	0.94 mg/L	0.68 NTU	-61.1 mV	48.83 ft	120.00 ml/min
7/26/2022 9:48 AM	08:00	7.65 pH	20.71 °C	601.71 µS/cm	0.61 mg/L	0.39 NTU	-95.0 mV	49.40 ft	120.00 ml/min
7/26/2022 9:52 AM	12:00	7.73 pH	20.62 °C	588.85 µS/cm	0.44 mg/L	1.10 NTU	-129.0 mV	49.89 ft	120.00 ml/min
7/26/2022 9:56 AM	16:00	7.75 pH	20.52 °C	584.19 µS/cm	0.33 mg/L	1.41 NTU	-145.9 mV	50.31 ft	120.00 ml/min
7/26/2022 10:00 AM	20:00	7.75 pH	20.60 °C	583.79 µS/cm	0.30 mg/L	1.39 NTU	-152.0 mV	50.67 ft	120.00 ml/min
7/26/2022 10:04 AM	24:00	7.75 pH	20.60 °C	583.98 µS/cm	0.27 mg/L	1.42 NTU	-155.3 mV	50.99 ft	120.00 ml/min
7/26/2022 10:08 AM	28:00	7.74 pH	20.53 °C	585.97 µS/cm	0.25 mg/L	1.38 NTU	-158.8 mV	51.30 ft	120.00 ml/min
7/26/2022 10:12 AM	32:00	7.73 pH	20.55 °C	588.63 µS/cm	0.25 mg/L	1.24 NTU	-160.6 mV	51.57 ft	120.00 ml/min
7/26/2022 10:16 AM	36:00	7.72 pH	20.57 °C	590.83 µS/cm	0.24 mg/L	1.42 NTU	-162.5 mV	51.82 ft	120.00 ml/min
7/26/2022 10:20 AM	40:00	7.72 pH	20.70 °C	591.60 µS/cm	0.24 mg/L	1.14 NTU	-162.2 mV	52.05 ft	120.00 ml/min
7/26/2022 10:24 AM	44:00	7.70 pH	20.78 °C	591.59 µS/cm	0.23 mg/L	1.20 NTU	-162.7 mV	52.25 ft	120.00 ml/min
7/26/2022 10:28 AM	48:00	7.69 pH	20.67 °C	592.24 µS/cm	0.23 mg/L	1.19 NTU	-162.5 mV	52.40 ft	120.00 ml/min
7/26/2022 10:32 AM	52:00	7.68 pH	20.62 °C	591.78 µS/cm	0.23 mg/L	1.13 NTU	-162.3 mV	52.57 ft	120.00 ml/min
7/26/2022 10:36 AM	56:00	7.66 pH	20.58 °C	591.92 µS/cm	0.24 mg/L	0.94 NTU	-162.7 mV	52.72 ft	120.00 ml/min

7/26/2022 10:40 AM	01:00:00	7.65 pH	20.60 °C	589.39 µS/cm	0.24 mg/L	1.13 NTU	-162.5 mV	52.85 ft	120.00 ml/min
7/26/2022 10:44 AM	01:04:00	7.63 pH	20.71 °C	586.75 µS/cm	0.24 mg/L	0.88 NTU	-163.4 mV	52.98 ft	120.00 ml/min
7/26/2022 10:48 AM	01:08:00	7.62 pH	20.62 °C	585.25 µS/cm	0.24 mg/L	0.88 NTU	-161.7 mV	53.08 ft	120.00 ml/min
7/26/2022 10:52 AM	01:12:00	7.60 pH	20.71 °C	583.27 µS/cm	0.24 mg/L	1.28 NTU	-162.3 mV	53.17 ft	120.00 ml/min
7/26/2022 10:56 AM	01:16:00	7.59 pH	20.58 °C	582.27 µS/cm	0.25 mg/L	0.85 NTU	-162.1 mV	53.27 ft	120.00 ml/min

Samples

Sample ID:	Description:
BGWC-44D	Metals, Inorganics, Alkalinity, TDS, Sulfide, Radium

Low-Flow Test Report:

Test Date / Time: 7/26/2022 11:47:27 AM
Project: Plant Bowen AP July 2022
Operator Name: William Laaker

Location Name: BGWA-47D **Well Diameter: 2 in** **Casing Type: PVC** **Screen Length: 10 ft** **Top of Screen: 144.96 ft** **Total Depth: 154.96 ft** **Initial Depth to Water: 60.05 ft**	**Pump Type: QED Dedicated** **Tubing Type: LDPE** **Pump Intake From TOC: 149.96 ft** **Estimated Total Volume Pumped: 4760 ml** **Flow Cell Volume: 90 ml** **Final Flow Rate: 170 ml/min** **Final Draw Down: 0.04 ft**	**Instrument Used: Aqua TROLL 400** **Serial Number: 789301**

Test Notes:
Prepurged 1 L

Low-Flow Readings:

Date Time	Elapsed Time	pH	Temperature	Specific Conductivity	RDO Concentration	Turbidity	ORP	Depth to Water	Salinity	Flow
		+/- 0.1	+/- 1000 %	+/- 5 %	+/- 10 %	+/- 5	+/- 1000 %	+/- 0.3	+/- 1000 %	
7/26/2022 11:47 AM	00:00	7.05 pH	21.02 °C	664.12 µS/cm	0.88 mg/L	3.76 NTU	45.1 mV	60.09 ft	0.33 PSU	170.00 ml/min
7/26/2022 11:51 AM	04:00	6.83 pH	20.87 °C	663.09 µS/cm	0.83 mg/L	7.18 NTU	63.8 mV	60.09 ft	0.33 PSU	170.00 ml/min
7/26/2022 11:55 AM	08:00	6.79 pH	20.75 °C	662.08 µS/cm	0.82 mg/L	6.12 NTU	68.9 mV	60.09 ft	0.33 PSU	170.00 ml/min
7/26/2022 11:59 AM	12:00	6.77 pH	20.75 °C	661.48 µS/cm	0.80 mg/L	4.49 NTU	71.2 mV	60.09 ft	0.33 PSU	170.00 ml/min
7/26/2022 12:03 PM	16:00	6.76 pH	20.96 °C	662.66 µS/cm	0.79 mg/L	3.70 NTU	72.8 mV	60.09 ft	0.33 PSU	170.00 ml/min
7/26/2022 12:07 PM	20:00	6.76 pH	20.86 °C	661.20 µS/cm	0.79 mg/L	3.06 NTU	73.9 mV	60.09 ft	0.33 PSU	170.00 ml/min
7/26/2022 12:11 PM	24:00	6.75 pH	21.02 °C	662.57 µS/cm	0.80 mg/L	2.67 NTU	74.6 mV	60.09 ft	0.33 PSU	170.00 ml/min
7/26/2022 12:15 PM	28:00	6.75 pH	20.97 °C	659.69 µS/cm	0.81 mg/L	1.98 NTU	75.3 mV	60.09 ft	0.32 PSU	170.00 ml/min

Samples

Sample ID:	Description:
BGWA-47D	Metals, Inorganics, TDS, Alkalinity, Sulfide, Radium

Low-Flow Test Report:

Test Date / Time: 7/26/2022 10:12:22 AM
Project: Plant Bowen AP July 2022
Operator Name: William Laaker

Location Name: BGWA-48D **Well Diameter: 2 in** **Casing Type: PVC** **Screen Length: 10 ft** **Top of Screen: 184.79 ft** **Total Depth: 194.79 ft** **Initial Depth to Water: 59.94 ft**	**Pump Type: QED Dedicated** **Tubing Type: LDPE** **Pump Intake From TOC: 189.79 ft** **Estimated Total Volume Pumped: 4680 ml** **Flow Cell Volume: 90 ml** **Final Flow Rate: 130 ml/min** **Final Draw Down: 3.39 ft**	**Instrument Used: Aqua TROLL 400** **Serial Number: 789301**

Test Notes:
Prepurged 1.5 L

Low-Flow Readings:

Date Time	Elapsed Time	pH	Temperature	Specific Conductivity	RDO Concentration	Turbidity	ORP	Depth to Water	Salinity	Flow
		+/- 0.1	+/- 1000 %	+/- 5 %	+/- 10 %	+/- 5	+/- 1000 %	+/- 0.3	+/- 1000 %	
7/26/2022 10:12 AM	00:00	7.44 pH	22.40 °C	470.02 µS/cm	0.62 mg/L	2.07 NTU	-38.6 mV	61.80 ft	0.23 PSU	130.00 ml/min
7/26/2022 10:16 AM	04:00	7.28 pH	22.17 °C	464.14 µS/cm	0.53 mg/L	0.95 NTU	-35.2 mV	62.01 ft	0.23 PSU	130.00 ml/min
7/26/2022 10:20 AM	08:00	7.28 pH	22.05 °C	462.16 µS/cm	0.47 mg/L	0.25 NTU	-37.2 mV	62.28 ft	0.22 PSU	130.00 ml/min
7/26/2022 10:24 AM	12:00	7.29 pH	22.22 °C	459.47 µS/cm	0.44 mg/L	0.13 NTU	-41.4 mV	62.54 ft	0.22 PSU	130.00 ml/min
7/26/2022 10:28 AM	16:00	7.30 pH	22.22 °C	456.83 µS/cm	0.41 mg/L	0.08 NTU	-43.2 mV	62.77 ft	0.22 PSU	130.00 ml/min
7/26/2022 10:32 AM	20:00	7.33 pH	22.36 °C	452.40 µS/cm	0.40 mg/L	0.10 NTU	-39.2 mV	62.96 ft	0.22 PSU	130.00 ml/min
7/26/2022 10:36 AM	24:00	7.35 pH	22.13 °C	452.68 µS/cm	0.41 mg/L	0.14 NTU	-34.2 mV	63.08 ft	0.22 PSU	130.00 ml/min
7/26/2022 10:40 AM	28:00	7.35 pH	22.02 °C	454.83 µS/cm	0.39 mg/L	0.11 NTU	-31.6 mV	63.21 ft	0.22 PSU	130.00 ml/min
7/26/2022 10:44 AM	32:00	7.36 pH	22.03 °C	455.16 µS/cm	0.40 mg/L	0.09 NTU	-30.8 mV	63.28 ft	0.22 PSU	130.00 ml/min
7/26/2022 10:48 AM	36:00	7.37 pH	22.09 °C	455.71 µS/cm	0.40 mg/L	0.09 NTU	-31.9 mV	63.33 ft	0.22 PSU	130.00 ml/min

Samples

Sample ID:	Description:
BGWA-48D	Metals, Inorganics, TDS, Alkalinity, Sulfide, Radium

Created using VuSitu from In-Situ, Inc.

Low-Flow Test Report:

Test Date / Time: 8/1/2022 12:28:47 PM
Project: Plant Bowen AP July 2022
Operator Name: Meredith Duncan

Location Name: BGWC-49D **Well Diameter: 2 in** **Casing Type: PVC** **Screen Length: 10 ft** **Top of Screen: 300.68 ft** **Total Depth: 310.68 ft** **Initial Depth to Water: 51.82 ft**	**Pump Type: Solinst Model 408** **Tubing Type: LDPE** **Pump Intake From TOC: 305.69 ft** **Estimated Total Volume Pumped: 2000 ml** **Flow Cell Volume: 90 ml** **Final Flow Rate: 100 ml/min** **Final Draw Down: 0.68 ft**	**Instrument Used: Aqua TROLL 400** **Serial Number: 893479**

Test Notes:
Prepurge 19L

Low-Flow Readings:

Date Time	Elapsed Time	pH	Temperature	Specific Conductivity	RDO Concentration	Turbidity	ORP	Depth to Water	Flow
		+/- 0.1	+/- 1000	+/- 5 %	+/- 10 %	+/- 5	+/- 1000	+/- 0.3	
8/1/2022 12:28 PM	00:00	7.28 pH	23.17 °C	1,965.3 µS/cm	0.92 mg/L	2.06 NTU	-74.0 mV	51.82 ft	100.00 ml/min
8/1/2022 12:32 PM	04:00	7.29 pH	22.99 °C	1,968.7 µS/cm	0.62 mg/L	1.20 NTU	-56.2 mV	51.98 ft	100.00 ml/min
8/1/2022 12:36 PM	08:00	7.30 pH	22.99 °C	1,972.6 µS/cm	0.41 mg/L	0.67 NTU	-38.5 mV	52.10 ft	100.00 ml/min
8/1/2022 12:40 PM	12:00	7.30 pH	23.17 °C	1,965.1 µS/cm	0.31 mg/L	1.14 NTU	-27.9 mV	52.22 ft	100.00 ml/min
8/1/2022 12:44 PM	16:00	7.30 pH	23.44 °C	1,958.4 µS/cm	0.23 mg/L	1.22 NTU	-27.2 mV	52.36 ft	100.00 ml/min
8/1/2022 12:48 PM	20:00	7.30 pH	23.98 °C	1,953.9 µS/cm	0.19 mg/L	1.16 NTU	-27.6 mV	52.50 ft	100.00 ml/min

Samples

Sample ID:	Description:
BGWC-49D	Metals, Inorganics, TDS, Alkalinity, Sulfide, Radium

Low-Flow Test Report:

Test Date / Time: 7/26/2022 1:20:25 PM
Project: Plant Bowen AP July 2022
Operator Name: Meredith Duncan

Location Name: BGWC-50D **Well Diameter: 2 in** **Casing Type: PVC** **Screen Length: 10 ft** **Top of Screen: 177.27 ft** **Total Depth: 187.27 ft** **Initial Depth to Water: 49.5 ft**	**Pump Type: QED Dedicated** **Tubing Type: LDPE** **Pump Intake From TOC: 182.27 ft** **Estimated Total Volume Pumped: 8000 ml** **Flow Cell Volume: 90 ml** **Final Flow Rate: 125 ml/min** **Final Draw Down: 2.9 ft**	**Instrument Used: Aqua TROLL 400** **Serial Number: 893479**

Test Notes:
Prepurge 2L
Black specks visible in water

Low-Flow Readings:

Date Time	Elapsed Time	pH	Temperature	Specific Conductivity	RDO Concentration	Turbidity	ORP	Depth to Water	Flow
		+/- 0.1	+/- 1000	+/- 5 %	+/- 10 %	+/- 5	+/- 1000	+/- 0.3	
7/26/2022 1:20 PM	00:00	7.45 pH	22.69 °C	597.95 µS/cm	0.79 mg/L	2.43 NTU	-83.3 mV	49.50 ft	125.00 ml/min
7/26/2022 1:24 PM	04:00	7.56 pH	22.18 °C	825.36 µS/cm	0.56 mg/L	6.60 NTU	-58.5 mV	50.02 ft	125.00 ml/min
7/26/2022 1:28 PM	08:00	7.61 pH	21.85 °C	922.61 µS/cm	0.42 mg/L	6.85 NTU	-69.3 mV	50.42 ft	125.00 ml/min
7/26/2022 1:32 PM	12:00	7.63 pH	21.47 °C	948.51 µS/cm	0.35 mg/L	3.44 NTU	-73.4 mV	50.79 ft	125.00 ml/min
7/26/2022 1:36 PM	16:00	7.63 pH	21.44 °C	980.29 µS/cm	0.32 mg/L	2.65 NTU	-80.1 mV	51.09 ft	125.00 ml/min
7/26/2022 1:40 PM	20:00	7.63 pH	21.49 °C	997.82 µS/cm	0.29 mg/L	5.25 NTU	-82.4 mV	51.34 ft	125.00 ml/min
7/26/2022 1:44 PM	24:00	7.61 pH	21.92 °C	998.89 µS/cm	0.27 mg/L	2.70 NTU	-84.7 mV	51.54 ft	125.00 ml/min
7/26/2022 1:48 PM	28:00	7.61 pH	22.10 °C	989.27 µS/cm	0.25 mg/L	4.28 NTU	-84.4 mV	51.70 ft	125.00 ml/min
7/26/2022 1:52 PM	32:00	7.60 pH	22.12 °C	966.97 µS/cm	0.24 mg/L	2.42 NTU	-86.6 mV	51.84 ft	125.00 ml/min
7/26/2022 1:56 PM	36:00	7.61 pH	21.62 °C	938.70 µS/cm	0.23 mg/L	3.24 NTU	-87.7 mV	51.97 ft	125.00 ml/min
7/26/2022 2:00 PM	40:00	7.61 pH	21.60 °C	893.12 µS/cm	0.22 mg/L	3.11 NTU	-96.2 mV	52.06 ft	125.00 ml/min
7/26/2022 2:04 PM	44:00	7.60 pH	21.55 °C	826.91 µS/cm	0.22 mg/L	2.84 NTU	-107.5 mV	52.14 ft	125.00 ml/min
7/26/2022 2:08 PM	48:00	7.59 pH	21.78 °C	798.47 µS/cm	0.23 mg/L	3.30 NTU	-116.5 mV	52.22 ft	125.00 ml/min
7/26/2022 2:12 PM	52:00	7.57 pH	22.00 °C	767.85 µS/cm	0.24 mg/L	3.25 NTU	-118.5 mV	52.29 ft	125.00 ml/min
7/26/2022 2:16 PM	56:00	7.56 pH	22.18 °C	744.11 µS/cm	0.24 mg/L	3.71 NTU	-118.4 mV	52.33 ft	125.00 ml/min

7/26/2022 2:20 PM	01:00:00	7.56 pH	22.14 °C	731.15 µS/cm	0.25 mg/L	3.30 NTU	-117.1 mV	52.38 ft	125.00 ml/min
7/26/2022 2:24 PM	01:04:00	7.55 pH	22.09 °C	721.78 µS/cm	0.26 mg/L	3.45 NTU	-115.5 mV	52.40 ft	125.00 ml/min

Samples

Sample ID:	Description:
BGWC-50D	Metals, Inorganic, Alkalinity, TDS, Sulfide, Radium

Created using VuSitu from In-Situ, Inc.

Low-Flow Test Report:

Test Date / Time: 8/1/2022 11:40:51 AM
Project: Plant Bowen AP July 2022
Operator Name: William Laaker

Location Name: BGWC-51 **Well Diameter: 2 in** **Casing Type: PVC** **Screen Length: 10 ft** **Top of Screen: 57.29 ft** **Total Depth: 67.29 ft** **Initial Depth to Water: 40.56 ft**	**Pump Type: Solinst Model 408** **Tubing Type: LDPE** **Pump Intake From TOC: 62.29 ft** **Estimated Total Volume Pumped: 2560 ml** **Flow Cell Volume: 90 ml** **Final Flow Rate: 160 ml/min** **Final Draw Down: 0.03 ft**	**Instrument Used: Aqua TROLL 400** **Serial Number: 789301**

Test Notes:
Prepurged 4 L
Water had high amounts of gray sediment at the start of pumping (>1000 NTU).

Low-Flow Readings:

Date Time	Elapsed Time	pH	Temperature	Specific Conductivity	RDO Concentration	Turbidity	ORP	Depth to Water	Salinity	Flow
		+/- 0.1	+/- 1000 %	+/- 5 %	+/- 10 %	+/- 5	+/- 1000 %	+/- 0.3	+/- 1000 %	
8/1/2022 11:40 AM	00:00	6.94 pH	19.64 °C	725.85 µS/cm	3.16 mg/L	1.91 NTU	62.9 mV	40.58 ft	0.36 PSU	160.00 ml/min
8/1/2022 11:44 AM	04:00	6.96 pH	19.59 °C	725.18 µS/cm	3.17 mg/L	2.35 NTU	72.0 mV	40.59 ft	0.36 PSU	160.00 ml/min
8/1/2022 11:48 AM	08:00	6.96 pH	19.59 °C	724.84 µS/cm	3.16 mg/L	1.18 NTU	74.2 mV	40.59 ft	0.36 PSU	160.00 ml/min
8/1/2022 11:52 AM	12:00	6.96 pH	19.69 °C	724.98 µS/cm	3.14 mg/L	0.78 NTU	75.2 mV	40.59 ft	0.36 PSU	160.00 ml/min
8/1/2022 11:56 AM	16:00	6.96 pH	19.55 °C	725.17 µS/cm	3.15 mg/L	0.34 NTU	76.0 mV	40.59 ft	0.36 PSU	160.00 ml/min

Samples

Sample ID:	Description:
BGWC-51	Metals, Inorganics, TDS, Alkalinity, Sulfide, Radium
DUP-4	Metals, Inorganics, TDS, Alkalinity, Sulfide, Radium

Created using VuSitu from In-Situ, Inc.

Low-Flow Test Report:

Test Date / Time: 7/28/2022 2:18:07 PM
Project: Plant Bowen AP July 2022
Operator Name: Kevin Stephenson

Location Name: BGWC-52 **Well Diameter: 2 in** **Casing Type: PVC** **Screen Length: 10 ft** **Top of Screen: 72.18 ft** **Total Depth: 82.18 ft** **Initial Depth to Water: 41.67 ft**	**Pump Type: QED Dedicated** **Tubing Type: LDPE** **Pump Intake From TOC: 77.18 ft** **Estimated Total Volume Pumped: 2800 ml** **Flow Cell Volume: 90 ml** **Final Flow Rate: 140 ml/min** **Final Draw Down: 0.08 ft**	**Instrument Used: Aqua TROLL 400** **Serial Number: 789317**

Test Notes:
Pre-purged 2 liters

Low-Flow Readings:

Date Time	Elapsed Time	pH	Temperature	Specific Conductivity	RDO Concentration	Turbidity	ORP	Depth to Water	Salinity	Flow
		+/- 0.1	+/- 1000 %	+/- 5 %	+/- 10 %	+/- 5	+/- 1000 %	+/- 0.3	+/- 1000 %	
7/28/2022 2:18 PM	00:00	7.69 pH	19.94 °C	347.03 µS/cm	0.77 mg/L	0.92 NTU	74.1 mV	41.75 ft	0.17 PSU	140.00 ml/min
7/28/2022 2:22 PM	04:00	7.63 pH	19.67 °C	347.93 µS/cm	0.64 mg/L	0.65 NTU	69.4 mV	41.75 ft	0.17 PSU	140.00 ml/min
7/28/2022 2:26 PM	08:00	7.62 pH	19.61 °C	346.12 µS/cm	0.55 mg/L	0.62 NTU	68.5 mV	41.75 ft	0.17 PSU	140.00 ml/min
7/28/2022 2:30 PM	12:00	7.62 pH	19.84 °C	344.83 µS/cm	0.49 mg/L	0.69 NTU	68.6 mV	41.75 ft	0.17 PSU	140.00 ml/min
7/28/2022 2:34 PM	16:00	7.62 pH	19.69 °C	347.08 µS/cm	0.47 mg/L	0.32 NTU	68.5 mV	41.75 ft	0.17 PSU	140.00 ml/min
7/28/2022 2:38 PM	20:00	7.62 pH	19.69 °C	348.55 µS/cm	0.47 mg/L	0.47 NTU	68.8 mV	41.75 ft	0.17 PSU	140.00 ml/min

Samples

Sample ID:	Description:
BGWC-52	Metals, Inorganics, TDS, Alkalinity, Sulfide, Radium

Created using VuSitu from In-Situ, Inc.

Low-Flow Test Report:

Test Date / Time: 8/2/2022 11:08:24 AM
Project: Plant Bowen AP July 2022
Operator Name: William Laaker

Location Name: PZ-7 **Well Diameter: 2 in** **Casing Type: PVC** **Screen Length: 10 ft** **Top of Screen: 39.3 ft** **Total Depth: 49.3 ft** **Initial Depth to Water: 18.99 ft**	**Pump Type: GeoTech Peristaltic** **Tubing Type: LDPE** **Pump Intake From TOC: 44.3 ft** **Estimated Total Volume Pumped: 4800 ml** **Flow Cell Volume: 90 ml** **Final Flow Rate: 200 ml/min** **Final Draw Down: 0.06 ft**	**Instrument Used: Aqua TROLL 400** **Serial Number: 789301**

Test Notes:
Prepurged 3 L

Low-Flow Readings:

Date Time	Elapsed Time	pH	Temperature	Specific Conductivity	RDO Concentration	Turbidity	ORP	Depth to Water	Salinity	Flow
		+/- 0.1	+/- 1000 %	+/- 5 %	+/- 10 %	+/- 5	+/- 1000 %	+/- 0.3	+/- 1000 %	
8/2/2022 11:08 AM	00:00	6.87 pH	20.71 °C	806.78 µS/cm	0.21 mg/L	1.49 NTU	91.2 mV	19.05 ft	0.40 PSU	200.00 ml/min
8/2/2022 11:12 AM	04:00	6.84 pH	20.54 °C	801.17 µS/cm	0.18 mg/L	1.52 NTU	87.7 mV	19.05 ft	0.40 PSU	200.00 ml/min
8/2/2022 11:16 AM	08:00	6.61 pH	20.52 °C	808.64 µS/cm	0.17 mg/L	2.06 NTU	86.8 mV	19.05 ft	0.40 PSU	200.00 ml/min
8/2/2022 11:20 AM	12:00	6.58 pH	20.61 °C	804.82 µS/cm	0.16 mg/L	1.80 NTU	86.6 mV	19.05 ft	0.40 PSU	200.00 ml/min
8/2/2022 11:24 AM	16:00	6.58 pH	20.66 °C	808.03 µS/cm	0.16 mg/L	1.23 NTU	86.2 mV	19.05 ft	0.40 PSU	200.00 ml/min
8/2/2022 11:28 AM	20:00	6.57 pH	20.57 °C	811.44 µS/cm	0.15 mg/L	1.20 NTU	86.0 mV	19.05 ft	0.40 PSU	200.00 ml/min
8/2/2022 11:32 AM	24:00	6.57 pH	20.55 °C	816.77 µS/cm	0.15 mg/L	0.59 NTU	86.0 mV	19.05 ft	0.40 PSU	200.00 ml/min

Samples

Sample ID:	Description:
PZ-7	Metals, Inorganics, TDS, Alkalinity, Sulfide, Radium
DUP-5	Metals, Inorganics, TDS, Alkalinity, Sulfide, Radium

Created using VuSitu from In-Situ, Inc.

Plant Bowen Surface Water Samples 07/28/2022

Sample ID	Total Depth (ft)	Sample Depth (ft)	Time	Temp(F)	pH	OPR (mV)	DO (mg/L)	Turbidity (NTU)	Conductance (mS/cm)	Coordinates
EC+0.5	3.4	1.7	1240	74.30	7.82	77.6	7.66	10.56	0.293	34.121492,-84.942528
EC-0.00	4.0	2.0	1215	74.30	7.81	70.2	7.57	9.01	0.296	34.124570,-84.935193
EC-0.72	3.0	1.5	1200	74.30	7.84	72.4	7.55	8.90	0.298	34.130268,-84.935383

October 2022

Low-Flow Test Report:

Test Date / Time: 10/21/2022 10:24:14 AM
Project: Plant Bowen AP Re-Sample October 2022
Operator Name: William Laaker

Location Name: BGWC-24 **Well Diameter: 2 in** **Casing Type: PVC** **Screen Length: 10 ft** **Top of Screen: 56.11 ft** **Total Depth: 66.11 ft** **Initial Depth to Water: 21.48 ft**	**Pump Type: GeoTech Peristaltic** **Tubing Type: LDPE** **Pump Intake From TOC: 61.11 ft** **Estimated Total Volume Pumped: 4620 ml** **Flow Cell Volume: 90 ml** **Final Flow Rate: 105 ml/min** **Final Draw Down: 4.18 ft**	**Instrument Used: Aqua TROLL 400** **Serial Number: 789301**

Test Notes:
Prepurged 2 L

Low-Flow Readings:

Date Time	Elapsed Time	pH	Temperature	Specific Conductivity	RDO Concentration	Turbidity	ORP	Depth to Water	Salinity	Flow
		+/- 0.1	+/- 1000 %	+/- 5 %	+/- 10 %	+/- 5	+/- 1000 %	+/- 0.3	+/- 1000 %	
10/21/2022 10:24 AM	00:00	6.44 pH	18.79 °C	3,641.6 µS/cm	0.34 mg/L	4.74 NTU	84.4 mV	23.54 ft	2.16 PSU	105.00 ml/min
10/21/2022 10:28 AM	04:00	6.45 pH	18.92 °C	3,532.8 µS/cm	0.29 mg/L	4.29 NTU	83.3 mV	23.73 ft	2.09 PSU	105.00 ml/min
10/21/2022 10:32 AM	08:00	6.44 pH	18.97 °C	3,562.6 µS/cm	0.26 mg/L	3.50 NTU	82.9 mV	24.10 ft	2.11 PSU	105.00 ml/min
10/21/2022 10:36 AM	12:00	6.40 pH	19.07 °C	3,594.7 µS/cm	0.24 mg/L	3.60 NTU	83.7 mV	24.35 ft	2.13 PSU	105.00 ml/min
10/21/2022 10:40 AM	16:00	6.37 pH	19.17 °C	3,613.3 µS/cm	0.24 mg/L	1.98 NTU	84.6 mV	24.58 ft	2.14 PSU	105.00 ml/min
10/21/2022 10:44 AM	20:00	6.35 pH	19.13 °C	3,602.9 µS/cm	0.23 mg/L	2.87 NTU	85.3 mV	24.77 ft	2.14 PSU	105.00 ml/min
10/21/2022 10:48 AM	24:00	6.33 pH	19.32 °C	3,621.6 µS/cm	0.22 mg/L	2.45 NTU	85.8 mV	24.97 ft	2.15 PSU	105.00 ml/min
10/21/2022 10:52 AM	28:00	6.33 pH	19.32 °C	3,613.0 µS/cm	0.21 mg/L	2.17 NTU	85.8 mV	25.15 ft	2.14 PSU	105.00 ml/min
10/21/2022 10:56 AM	32:00	6.33 pH	19.24 °C	3,629.9 µS/cm	0.21 mg/L	1.42 NTU	86.4 mV	25.30 ft	2.15 PSU	105.00 ml/min
10/21/2022 11:00 AM	36:00	6.31 pH	19.41 °C	3,647.6 µS/cm	0.21 mg/L	1.25 NTU	87.0 mV	25.43 ft	2.16 PSU	105.00 ml/min
10/21/2022 11:04 AM	40:00	6.30 pH	19.54 °C	3,638.6 µS/cm	0.19 mg/L	1.02 NTU	86.4 mV	25.56 ft	2.16 PSU	105.00 ml/min
10/21/2022 11:08 AM	44:00	6.30 pH	19.59 °C	3,652.3 µS/cm	0.19 mg/L	0.81 NTU	86.3 mV	25.66 ft	2.17 PSU	105.00 ml/min

Samples

Sample ID:	Description:

BGWC-24	Metals, Inorganics, TDS
DUP-1	Metals, Inorganics, TDS

Created using VuSitu from In-Situ, Inc.

Calibration Forms

February 2022

Resolute
Environmental & Water Resources Consulting

EQUIPMENT CALIBRATION LOG

Field Technician: Meredith Duncan	Date: 2/9/22	Time (Calibration): 0817	Time (Mid-day Check): 1705
AquaTroll SN: 893479	Turbidity Meter Type: la motte		SN: 7042-3818
Project: Bowen AP	Weather Conditions: 29° Sunny		

Calibration Log

	Standard Lot # / Date of Expiration	Temp of Standard (°C)	Value of Standard	Instrument Reading at Calibration	Comments
DO (%) (1pt, 100% water saturated air cal)				106.21	
Specific Conductance (µS/cm)	21470032 04/23	5.53	4490	4600.1	
pH (4)	21470032 04/24	5.68	4	4.07	
pH (7)	21380102 04/23	5.49	7	7.11	
pH (10)	20080056 0423	5.77	10	10.29	
ORP (mV)	21140143 04/23	5.86	228	254.1	

		Value of Standard	Instrument Reading	Acceptable Range	Pass?		Comments
Turbidity 0 NTU		0	0.13	+/-0.5 NTU	Yes	No	
Turbidity 1 NTU		1	1.33	+/- 0.5 NTU	Yes	No	
Turbidity 10 NTU		10	10.30	+/- 0.5 NTU	Yes	No	

		Temp of Standard (°C)	Value of Standard	Post Calibration Reading	Acceptable Range	Pass?		Comments
Mid-Day pH (4) check		19.24	4	4.11	+/- 0.1 SU	Yes	No	
Mid-Day pH (7) check		19.29	7	7.12	+/- 0.1 SU	Yes	No	
Mid-Day pH (10) check		19.23	10	10.23	+/- 0.1 SU	Yes	No	

Resolute

EQUIPMENT CALIBRATION LOG

Field Technician: William Looker	Date: 2/9/22	Time (Calibration): 8:58	Time (Mid-day Check): 15:55
AquaTroll SN: 789301	Turbidity Meter Type: LaMotte 2020	SN: 9429-4417	
Project: Feb 2022 AP Semi	Weather Conditions: 60°/27° sunny		

Calibration Log

	Standard Lot # / Date of Expiration	Temp of Standard (°C)	Value of Standard	Instrument Reading at Calibration	Comments
DO (%) (1pt, 100% water saturated air cal)				99.24	
Specific Conductance (µS/cm)	21070193 8/22	8.56	4490	4323.3	
pH (4)	21070193 8/22	8.09	4	3.96	
pH (7)	21010066 8/22	8.08	7	7.07	
pH (10)	21080189 6/22	8.27	10	10.29	
ORP (mV)	21140141 8/22	8.13	228	229.3	

		Value of Standard	Instrument Reading	Acceptable Range	Pass?		Comments
Turbidity 0 NTU		0	0.02	+/-0.5 NTU	Yes	No	
Turbidity 1 NTU		1	1.02	+/- 0.5 NTU	Yes	No	
Turbidity 10 NTU		10	9.89	+/- 0.5 NTU	Yes	No	

		Temp of Standard (°C)	Value of Standard	Post Calibration Reading	Acceptable Range	Pass?		Comments
Mid-Day pH (4) check		17.59	4	4.20	+/- 0.1 SU	Yes	No	
Mid-Day pH (7) check		17.83	7	6.90	+/- 0.1 SU	Yes	No	
Mid-Day pH (10) check		18.30	10	9.29	+/- 0.1 SU	Yes	No	

Resolute
Environmental & Water Resources Consulting

EQUIPMENT CALIBRATION LOG

Field Technician: Meredith Duncan	Date: 2/10/22	Time (Calibration): 0822	Time (Mid-day Check): 1405
AquaTroll SN: 893479	Turbidity Meter Type: la motte	SN: 7042-3818	
Project: Bowen AP	Weather Conditions: 33° Sunny		

Calibration Log

	Standard Lot # / Date of Expiration	Temp of Standard (°C)	Value of Standard	Instrument Reading at Calibration	Comments
DO (%) (1pt, 100% water saturated air cal)				98.16	
Specific Conductance (µS/cm)	21470032 04/23	6.76	4490	4390.5	
pH (4)	21470032 04/24	6.24	4	4.04	
pH (7)	21380102 04/23	4.85	7	7.16	
pH (10)	20080056 0423	4.97	10	10.22	
ORP (mV)	21140143 04/23	5.39	228	254.6	

		Value of Standard	Instrument Reading	Acceptable Range	Pass?		Comments
Turbidity 0 NTU		0	0.00	+/-0.5 NTU	Yes	No	
Turbidity 1 NTU		1	1.04	+/-0.5 NTU	Yes	No	
Turbidity 10 NTU		10	10.09	+/-0.5 NTU	Yes	No	

		Temp of Standard (°C)	Value of Standard	Post Calibration Reading	Acceptable Range	Pass?		Comments
Mid-Day pH (4) check		~~21.84~~	4	~~10.14~~	+/-0.1 SU	Yes	No	19.44° 4.07 PH
Mid-Day pH (7) check		20.84	7	7.04	+/-0.1 SU	Yes	No	
Mid-Day pH (10) check		21.84	10	10.14	+/-0.1 SU	Yes	No	

Resolute

EQUIPMENT CALIBRATION LOG

Field Technician: William Laaker	Date: 2/10/22	Time (Calibration): 12:55	Time (Mid-day Check): 15:35
AquaTroll S/N: 789301	Turbidity Meter Type: LaMotte 2020	S/N: 9429-4417	
Project: Feb 2022 AP Semi	Weather Conditions: 63°/30° sunny		

Calibration Log

	Standard Lot # / Date of Expiration	Temp of Standard (°C)	Value of Standard	Instrument Reading at Calibration	Comments
DO (%) (1pt, 100% water saturated air cal)				100.70	
Specific Conductance (µS/cm)	21070193 8/22	18.25	4490	4641.6	
pH (4)	21070193 8/22	18.51	4	4.51	
pH (7)	21010066 8/22	19.10	7	6.91	
pH (10)	21080189 6/22	19.61	10	9.32	
ORP (mV)	21140141 8/22	19.68	228	232.6	

		Value of Standard	Instrument Reading	Acceptable Range	Pass?		Comments
Turbidity 0 NTU		0	0.01	+/-0.5 NTU	Yes	No	
Turbidity 1 NTU		1	0.90	+/-0.5 NTU	Yes	No	
Turbidity 10 NTU		10	9.68	+/-0.5 NTU	Yes	No	

		Temp of Standard (°C)	Value of Standard	Post Calibration Reading	Acceptable Range	Pass?		Comments
Mid-Day pH (4) check		17.27	4	4.08	+/-0.1 SU	Yes	No	
Mid-Day pH (7) check		17.96	7	6.98	+/-0.1 SU	Yes	No	
Mid-Day pH (10) check		19.33	10	9.83	+/-0.1 SU	Yes	No	

Resolute
Environmental & Water Resources Consulting

EQUIPMENT CALIBRATION LOG

Field Technician: Meredith Duncan	Date: 2/11/22	Time (Calibration): 0821	Time (Mid-day Check): 1308
AquaTroll SN: 893479	Turbidity Meter Type: la motte	SN 9429 - 4417	
Project: Bowen AP	Weather Conditions: 37° Sunny & Windy		

Calibration Log

	Standard Lot # / Date of Expiration	Temp of Standard (°C)	Value of Standard	Instrument Reading at Calibration	Comments
DO (%) (1pt, 100% water saturated air cal)				106.14	
Specific Conductance (µS/cm)	21470032 04/23	8.34	4490	4691.0	
pH (4)	21470032 04/24	8.48	4	3.88	
pH (7)	21380102 04/23	8.48	7	6.98	
pH (10)	20080056 0423	8.26	10	10.01	
ORP (mV)	21140143 04/23	8.00	228	251.3	

		Value of Standard	Instrument Reading	Acceptable Range	Pass?		Comments
Turbidity 0 NTU		0	-0.01	+/-0.5 NTU	Yes	No	
Turbidity 1 NTU		1	1.00	+/- 0.5 NTU	Yes	No	
Turbidity 10 NTU		10	9.99	+/- 0.5 NTU	Yes	No	

		Temp of Standard (°C)	Value of Standard	Post Calibration Reading	Acceptable Range	Pass?		Comments
Mid-Day pH (4) check		18.09	4	4.13	+/- 0.1 SU	Yes	No	
Mid-Day pH (7) check		17.03	7	7.18	+/- 0.1 SU	Yes	No	
Mid-Day pH (10) check		19.06	10	10.19	+/- 0.1 SU	Yes	No	

Resolute

EQUIPMENT CALIBRATION LOG

Field Technician: William Laaker	Date: 2/11/22	Time (Calibration): 8:39	Time (Mid-day Check): 13:20
AquaTroll SN: 789301	Turbidity Meter Type: LaMotte 2020	SN: 7042-3818	
Project: Feb 2022 AP Semi	Weather Conditions: 67°/39° sunny		

Calibration Log

	Standard Lot # / Date of Expiration	Temp of Standard (°C)	Value of Standard	Instrument Reading at Calibration	Comments
DO (%) (Opt. 100% water saturated air cal)	[redacted]			99.02	
Specific Conductance (µS/cm)	21070193 8/22	10.83	4490	4416.7	
pH (4)	21070193 8/22	10.73	4	4.22	
pH (7)	21010066 8/22	11.15	7	7.02	
pH (10)	21080189 6/22	11.75	10	10.01	
ORP (mV)	21140141 8/22	11.71	228	241.5	

		Value of Standard	Instrument Reading	Acceptable Range	Pass?		Comments
Turbidity 0 NTU	[redacted]	0	0.00	+/- 0.5 NTU	Yes	No	
Turbidity 1 NTU	[redacted]	1	1.04	+/- 0.5 NTU	Yes	No	
Turbidity 10 NTU	[redacted]	10	9.91	+/- 0.5 NTU	Yes	No	

		Temp of Standard (°C)	Value of Standard	Post Calibration Reading	Acceptable Range	Pass?		Comments
Mid-Day pH (4) check	[redacted]	19.75	4	4.23	+/- 0.1 SU	Yes	No	
Mid-Day pH (7) check	[redacted]	20.55	7	7.04	+/- 0.1 SU	Yes	No	
Mid-Day pH (10) check	[redacted]	20.68	10	9.76	+/- 0.1 SU	Yes	No	

Resolute
Environmental & Water Resources Consulting

EQUIPMENT CALIBRATION LOG

Field Technician: Meredith Duncan	Date: 2/14/22	Time (Calibration): 0855	Time (Mid-day Check): 1555
AquaTroll SN: 893479	Turbidity Meter Type: la motte	SN: 9429 - 4417	
Project: Bowen AP	Weather Conditions: 32° Sunny		

Calibration Log

	Standard Lot # / Date of Expiration	Temp of Standard (°C)	Value of Standard	Instrument Reading at Calibration	Comments
DO (%) (1pt. 100% water saturated air cal)				99.24	
Specific Conductance (µS/cm)	21470032 04/23	6.30	4490	4534.7	
pH (4)	21470032 04/24	6.66	4	3.98	
pH (7)	21380102 04/23	6.36	7	6.99	
pH (10)	20080056 0423	6.18	10	10.17	
ORP (mV)	21140143 04/23	5.81	228	253.5	

		Value of Standard	Instrument Reading	Acceptable Range	Pass?		Comments
Turbidity 0 NTU		0	0.00	+/-0.5 NTU	Yes	No	
Turbidity 1 NTU		1	0.94	+/- 0.5 NTU	Yes	No	
Turbidity 10 NTU		10	10.50	+/- 0.5 NTU	Yes	No	

		Temp of Standard (°C)	Value of Standard	Post Calibration Reading	Acceptable Range	Pass?		Comments
Mid-Day pH (4) check		13.72	4	4.06	+/- 0.1 SU	Yes	No	
Mid-Day pH (7) check		13.50	7	7.11	+/- 0.1 SU	Yes	No	
Mid-Day pH (10) check		15.04	10	10.12	+/- 0.1 SU	Yes	No	

Resolute

EQUIPMENT CALIBRATION LOG

Field Technician: William Lacker	Date: 2/14/22	Time (Calibration): 9:19	Time (Mid-day Check): 16:05
AquaTroll SN: 789301	Turbidity Meter Type: LaMotte 2020	SN: 7042-3818	
Project: Feb 2022 AP Semi	Weather Conditions: 53°/25° sunny		

Calibration Log

	Standard Lot # / Date of Expiration	Temp of Standard (°C)	Value of Standard	Instrument Reading at Calibration	Comments
DO (%) (1pt, 100% water saturated air cal)				99.68	
Specific Conductance (µS/cm)	21070193 8/22	6.34	4490	4455.6	
pH (4)	21070193 8/22	6.51	4	4.18	
pH (7)	21010066 8/22	4.31	7	7.17	
pH (10)	21080189 6/22	3.04	10	10.12	
ORP (mV)	21140141 8/22	2.43	228	260.6	

		Value of Standard	Instrument Reading	Acceptable Range	Pass?		Comments
Turbidity 0 NTU		0	0.00	+/-0.5 NTU	Yes	No	
Turbidity 1 NTU		1	1.08	+/-0.5 NTU	Yes	No	
Turbidity 10 NTU		10	9.60	+/-0.5 NTU	Yes	No	

		Temp of Standard (°C)	Value of Standard	Post Calibration Reading	Acceptable Range	Pass?		Comments
Mid-Day pH (4) check		9.98	4	4.12	+/-0.1 SU	Yes	No	
Mid-Day pH (7) check		9.90	7	7.28	+/-0.1 SU	Yes	No	
Mid-Day pH (10) check		10.60	10	10.30	+/-0.1 SU	Yes	No	

Resolute
Environmental & Water Resources Consulting

EQUIPMENT CALIBRATION LOG

Field Technician: Kevin Stephenson	Date: 2/14/22	Time (Calibration): 1040	Time (Mid-day Check):
AquaTroll SN: 789317	Turbidity Meter Type: LaMotte 2020	SN: 2008-0320	
Project: Bowen AP	Weather Conditions: 54°/30°, 0%		

Calibration Log

	Standard Lot # / Date of Expiration	Temp of Standard (°C)	Value of Standard	Instrument Reading at Calibration	Comments
DO (%) (1pt, 100% water saturated air cal)				101.74	
Specific Conductance (µS/cm)	21470032 04/23	3.93	4490	4,675.7	
pH (4)	21470032 04/24	4.25	4	4.02	
pH (7)	21380102 04/23	4.39	7	7.10	
pH (10)	20080056 0423	4.50	10	10.35	
ORP (mV)	21140143 04/23	4.55	228	241.7	

		Value of Standard	Instrument Reading	Acceptable Range	Pass?		Comments
Turbidity 0 NTU		0	0.03	+/-0.5 NTU	Yes	No	
Turbidity 1 NTU		1	0.88	+/- 0.5 NTU	Yes	No	
Turbidity 10 NTU		10	10.02	+/- 0.5 NTU	Yes	No	

		Temp of Standard (°C)	Value of Standard	Post Calibration Reading	Acceptable Range	Pass?		Comments
Mid-Day pH (4) check			4	4.14	+/- 0.1 SU	Yes	No	
Mid-Day pH (7) check			7	7.04	+/- 0.1 SU	Yes	No	
Mid-Day pH (10) check			10	10.38	+/- 0.1 SU	Yes	No	

Resolute
Environmental & Water Resources Consulting

EQUIPMENT CALIBRATION LOG

Field Technician: Meredith Duncan	Date: 2/15/22	Time (Pre-calibration): 0814	Time (Mid-day Check): 1510
AquaTroll SN: 893479	Turbidity Meter Type: la Motte	S/N: 9429- 4417	
Project: Bowen AP	Weather Conditions: 33° Sunny		

Calibration Log

	Standard Lot # / Date of Expiration	Temp of Standard (°C)	Value of Standard	Instrument Reading at Calibration	Comments
DO (%) (1pt, 100% water saturated air cal)				101.26	
Specific Conductance (µS/cm)	21470032 04/23	6.71	4490	4458.7	
pH (4)	21470032 04/24	7.13	4	3.84	
pH (7)	21380102 04/23	7.42	7	6.88	
pH (10)	20080056 0423	7.52	10	9.98	
ORP (mV)	21140143 04/23	7.62	228	250.7	

		Value of Standard	Instrument Reading	Acceptable Range	Pass?		Comments
Turbidity 0 NTU		0	-0.01	+/-0.5 NTU	Yes	No	
Turbidity 1 NTU		1	1.09	+/-0.5 NTU	Yes	No	
Turbidity 10 NTU		10	10.12	+/-0.5 NTU	Yes	No	

		Temp of Standard (°C)	Value of Standard	Post Calibration Reading	Acceptable Range	Pass?		Comments
Mid-Day pH (4) check		19.15	4	4.23	+/-0.1 SU	Yes	No	
Mid-Day pH (7) check		19.02	7	7.31	+/-0.1 SU	Yes	No	
Mid-Day pH (10) check		19.07	10	10.28	+/-0.1 SU	Yes	No	

Resolute

EQUIPMENT CALIBRATION LOG

Field Technician: William Laaker	Date: 2/15/22	Time (Calibration): 8:33	Time (Mid-day Check): 15:30
AquaTroll SN: 789301	Turbidity Meter Type: LaMotte 2020	SN: 7042-3818	
Project: Feb 2022 AP Semi	Weather Conditions: 62°/28° sunny		

Calibration Log

	Standard Lot # / Date of Expiration	Temp of Standard (°C)	Value of Standard	Instrument Reading at Calibration	Comments
DO (%) (1pt, 100% water saturated air cal)				95.77	
Specific Conductance (µS/cm)	21070193 8/22	12.06	4490	4343.6	
pH (4)	21070193 8/22	11.33	4	4.01	
pH (7)	21010066 8/22	10.36	7	7.11	
pH (10)	21080189 6/22	10.20	10	10.07	
ORP (mV)	21140141 8/22	9.94	228	215.3	

		Value of Standard	Instrument Reading	Acceptable Range	Pass?		Comments
Turbidity 0 NTU		0	0.00	+/-0.5 NTU	Yes	No	
Turbidity 1 NTU		1	1.08	+/-0.5 NTU	Yes	No	
Turbidity 10 NTU		10	9.65	+/-0.5 NTU	Yes	No	

		Temp of Standard (°C)	Value of Standard	Post Calibration Reading	Acceptable Range	Pass?		Comments
Mid-Day pH (4) check		15.93	4	4.39	+/-0.1 SU	Yes	No	
Mid-Day pH (7) check		16.01	7	6.99	+/-0.1 SU	Yes	No	
Mid-Day pH (10) check		16.51	10	9.50	+/-0.1 SU	Yes	No	

Resolute
Environmental & Water Resources Consulting

EQUIPMENT CALIBRATION LOG

Field Technician: William Loaker	Date: 2/16/22	Time (Calibration): 8:06	Time (Mid-day Check): 14:50
AquaTroll SN: 789301	Turbidity Meter Type: LaMotte 2020	SN: 7042-3818	
Project: Feb 2022 AP Semi	Weather Conditions: 67°/45° partly cloudy		

Calibration Log

	Standard Lot # / Date of Expiration	Temp of Standard (°C)	Value of Standard	Instrument Reading at Calibration	Comments
DO (%) (1pt. 100% water saturated air cal)				104.55	
Specific Conductance (µS/cm)	21070193 8/22	9.82	4490	4748.3	
pH (4)	21070193 8/22	9.84	4	4.00	
pH (7)	21010066 8/22	8.85	7	7.05	
pH (10)	21080189 6/22	8.45	10	10.16	
ORP (mV)	21140141 8/22	8.14	228	229.5	

		Value of Standard	Instrument Reading	Acceptable Range	Pass?		Comments
Turbidity 0 NTU		0	0.00	+/-0.5 NTU	Yes	No	
Turbidity 1 NTU		1	1.08	+/-0.5 NTU	Yes	No	
Turbidity 10 NTU		10	9.62	+/-0.5 NTU	Yes	No	

		Temp of Standard (°C)	Value of Standard	Post Calibration Reading	Acceptable Range	Pass?		Comments
Mid-Day pH (4) check		16.32	4	4.40	+/-0.1 SU	Yes	No	
Mid-Day pH (7) check		16.68	7	6.90	+/-0.1 SU	Yes	No	
Mid-Day pH (10) check		17.31	10	9.34	+/-0.1 SU	Yes	No	

0

Resolute
Environmental & Water Resources Consulting

EQUIPMENT CALIBRATION LOG

Field Technician: Meredith Duncan	Date: 2/16/22	Time (Calibration): 0812	Time (Mid-day Check): 1629
AquaTrall S/N: 893479	Turbidity Meter Type: la motte	S/N: 9429-4417	
Project: Bowen AP	Weather Conditions: 46° Cloudy		

Calibration Log

	Standard Lot # / Date of Expiration	Temp of Standard (°C)	Value of Standard	Instrument Reading at Calibration	Comments
DO (%) (1pt, 100% water saturated air cal)				99.00	
Specific Conductance (uS/cm)	21070193 8/22	10.09	4490	4481.4	
pH (4)	21070193 8/22	10.22	4	3.80	
pH (7)	21010066 8/22	10.14	7	6.88	
pH (10)	21080189 6/22	10.54	10	9.80	
ORP (mV)	21140141 8/22	10.41	228	246.9	

		Value of Standard	Instrument Reading	Acceptable Range	Pass?		Comments
Turbidity 0 NTU		0	0.00	+/-0.5 NTU	Yes	No	
Turbidity 1 NTU		1	0.96	+/- 0.5 NTU	Yes	No	
Turbidity 10 NTU		10	9.79	+/- 0.5 NTU	Yes	No	

		Temp of Standard (°C)	Value of Standard	Post Calibration Reading	Acceptable Range	Pass?		Comments
Mid-Day pH (4) check		17.86	4	4.17	+/- 0.1 SU	Yes	No	
Mid-Day pH (7) check		18.86	7	7.17	+/- 0.1 SU	Yes	No	
Mid-Day pH (10) check		19.09	10	10.33	+/- 0.1 SU	Yes	No	

Resolute
Environmental & Water Resources Consulting

EQUIPMENT CALIBRATION LOG

Field Technician: Kevin Stephenson	Date: 2/16/22	Time (Calibration): 1012	Time (Mid-day Check):
AquaTroll SN: 789317	Turbidity Meter Type: LaMotte 2020	SN: 2068-0230	
Project: AP Baden	Weather Conditions: 64°/52°, 0%		

Calibration Log

	Standard Lot # / Date of Expiration	Temp of Standard (°C)	Value of Standard	Instrument Reading at Calibration	Comments
DO (%) (1pt, 100% water saturated air cal)				105.87	
Specific Conductance (µS/cm)	~~[illegible]~~ 21470032 4/23	12.50	4490	4612.6	
pH (4)	~~[illegible]~~ 21470032 4/23	12.48	4	4.18	
pH (7)	~~[illegible]~~ 21380162 4/23	12.10	7	7.16	
pH (10)	~~[illegible]~~ 21080156 4/23	11.75	10	10.17	
ORP (mV)	~~[illegible]~~ 21140143 4/23	11.97	228	240.4	

		Value of Standard	Instrument Reading	Acceptable Range	Pass?		Comments
Turbidity 0 NTU		0	0.0	+/-0.5 NTU	Yes	No	
Turbidity 1 NTU		1	1.02	+/- 0.5 NTU	Yes	No	
Turbidity 10 NTU		10	10.08	+/- 0.5 NTU	Yes	No	

		Temp of Standard (°C)	Value of Standard	Post Calibration Reading	Acceptable Range	Pass?		Comments
Mid-Day pH (4) check		17.42	4	4.24	+/- 0.1 SU	Yes	No	
Mid-Day pH (7) check		18.02	7	7.30	+/- 0.1 SU	Yes	No	
Mid-Day pH (10) check		19.31	10	10.23	+/- 0.1 SU	Yes	No	

Resolute
Environmental & Water Resources Consulting

EQUIPMENT CALIBRATION LOG

Field Technician: Meredith Duncan	Date: 2/17/22	Time of calibration: 0809	Time (Mid-day Check): 1242
AquaTroll SN: 893479	Turbidity Meter Type: la motte	SN: 9429-4417	
Project: Bowen AP	Weather Conditions: 60° Cloudy & Windy		

Calibration Log

	Standard Lot # / Date of Expiration	Temp of Standard (°C)	Value of Standard	Instrument Reading at Calibration	Comments
DO (%) (1pt, 100% water saturated air cal)				106.55	
Specific Conductance (µS/cm)	21470032 04/23	14.91	4490	4489.8	
pH (4)	21470032 04/24	14.95	4	3.89	
pH (7)	21380102 04/23	15.33	7	6.83	
pH (10)	20080056 0423	15.43	10	9.87	
ORP (mV)	21140143 04/23	15.46	228	239.1	

		Value of Standard	Instrument Reading	Acceptable Range	Pass?		Comments
Turbidity 0 NTU		0	0.00	+/-0.5 NTU	Yes	No	
Turbidity 1 NTU		1	0.99	+/- 0.5 NTU	Yes	No	
Turbidity 10 NTU		10	9.78	+/- 0.5 NTU	Yes	No	

		Temp of Standard (°C)	Value of Standard	Post Calibration Reading	Acceptable Range	Pass?		Comments
Mid-Day pH (4) check		19.15	4	4.07	+/- 0.1 SU	Yes	No	
Mid-Day pH (7) check		19.57	7	7.20	+/- 0.1 SU	Yes	No	
Mid-Day pH (10) check		18.93	10	10.26	+/- 0.1 SU	Yes	No	

Resolute

EQUIPMENT CALIBRATION LOG

Field Technician: William Looker	Date: 2/17/22	Time (Calibration): 8:17	Time (Mid-day Check): 12:55
AquaTroll S/N: 789301	Turbidity Meter Type: LaMotte 2020	S/N: 7042-3818	
Project: Feb 2022 AP Semi	Weather Conditions: 71°/46° cloudy 30% rain windy		

Calibration Log

	Standard Lot # / Date of Expiration	Temp of Standard (°C)	Value of Standard	Instrument Reading at Calibration	Comments
DO (%) (1pt, 100% water saturated air cal)				99.26	
Specific Conductance (uS/cm)	21070193 8/22	16.12	4490	4525.6	
pH (4)	21070193 8/22	16.17	4	4.39	
pH (7)	21010066 8/22	16.29	7	6.87	
pH (10)	21080189 6/22	16.42	10	9.34	
ORP (mV)	21140141 8/22	16.46	228	213.8	

		Value of Standard	Instrument Reading	Acceptable Range	Pass?		Comments
Turbidity 0 NTU		0	0.01	+/-0.5 NTU	Yes	No	
Turbidity 1 NTU		1	1.09	+/-0.5 NTU	Yes	No	
Turbidity 10 NTU		10	9.67	+/-0.5 NTU	Yes	No	

		Temp of Standard (°C)	Value of Standard	Post Calibration Reading	Acceptable Range	Pass?		Comments
Mid-Day pH (4) check		19.68	4	4.09	+/-0.1 SU	Yes	No	
Mid-Day pH (7) check		20.08	7	7.08	+/-0.1 SU	Yes	No	
Mid-Day pH (10) check		20.62	10	10.07	+/-0.1 SU	Yes	No	

April 2022

Resolute
Environmental & Water Resources Consulting

EQUIPMENT CALIBRATION LOG

Field Technician: Kevin Stephenson	Date: 4/28/22	Time (Calibration): 0858	Time (Mid-day Check): 1131
AquaTrol SN: 789317	Turbidity Meter Type: LaMotte	SN: 7042-3848	
Project: Bayou AP	Weather Conditions: 79°/52°/0%		

Calibration Log

	Standard Lot # / Date of Expiration	Temp of Standard (°C)	Value of Standard	Instrument Reading at Calibration	Comments
DO (%) (1pt, 100% water saturated air cal)				96.38	
Specific Conductance (µS/cm)	21470032 04/23	17.98	4490	4540.00	
pH (4)	21470032 04/24	18.01	4	4.30	
pH (7)	21380102 04/23	17.48	7	7.34	
pH (10)	20080056 04/23	17.75	10	10.35	
ORP (mV)	21140143 04/23	17.92	228	236.0	

		Value of Standard	Instrument Reading	Acceptable Range	Pass?		Comments
Turbidity 0 NTU		0	0.00	+/-0.5 NTU	Yes	No	
Turbidity 1 NTU		1	1.13	+/- 0.5 NTU	Yes	No	
Turbidity 10 NTU		10	9.71	+/- 0.5 NTU	Yes	No	

		Temp of Standard (°C)	Value of Standard	Post Calibration Reading	Acceptable Range	Pass?		Comments
Mid-Day pH (4) check		18.65	4	4.20	+/- 0.1 SU	Yes	No	
Mid-Day pH (7) check		18.82	7	7.25	+/- 0.1 SU	Yes	No	
Mid-Day pH (10) check		19.05	10	10.16	+/- 0.1 SU	Yes	No	

July/August 2022

Resolute
Environmental & Water Resources Consulting

EQUIPMENT CALIBRATION LOG

Field Technician: Meredith Duncan	Date: 7/26/22	Time (Calibration): 0830	Time (Mid-day Check): 1538
AquaTroll SN: 893479	Turbidity Meter Type: La Motte	SN: ~~1516-4111~~ 7042-3818	
Project: Bowen AP	Weather Conditions: 77°		

Calibration Log

	Standard Lot # / Date of Expiration	Temp of Standard (°C)	Value of Standard	Instrument Reading at Calibration	Comments
DO (%) (1pt, 100% water saturated air cal)				91.13	
Specific Conductance (µS/cm)	21470032 04/23	26.31	4490	4508.5	
pH (4)	21470032 04/23	26.33	4	4.04	
pH (7)	21380102 04/23	26.66	7	7.04	
pH (10)	20080056 04/23	26.89	10	10.06	
ORP (mV)	21140143 04/23	26.84	228	224.5	

		Value of Standard	Instrument Reading	Acceptable Range	Pass?		Comments
Turbidity 0 NTU		0	-0.04	+/-0.5 NTU	Yes	No	
Turbidity 1.5 NTU		1	0.91	+/-0.5 NTU	Yes	No	
Turbidity 10 NTU		10	10.14	+/-0.5 NTU	Yes	No	

		Temp of Standard (°C)	Value of Standard	Post Calibration Reading	Acceptable Range	Pass?		Comments
Mid-Day pH (4) check		33.97	4	4.18	+/-0.1 SU	Yes	No	
Mid-Day pH (7) check		34.11	7	7.21	+/-0.1 SU	Yes	No	
Mid-Day pH (10) check		34.62	10	10.16	+/-0.1 SU	Yes	No	

Resolute

EQUIPMENT CALIBRATION LOG

Field Technician: William Laaker	Date: 7/26/22	Time (Calibration): 8:44	Time (Mid-day Check): 15:55
AquaTroll SN: 789301	Turbidity Meter Type: LaMotte 2020	SN: 2068-0320	
Project: July 2022 AP Semi	Weather Conditions: 87°/73° sunny		

Calibration Log

	Standard Lot # / Date of Expiration	Temp of Standard (°C)	Value of Standard	Instrument Reading at Calibration	Comments
DO (%) (1pt, 100% water saturated air cal)				99.12	
Specific Conductance (µS/cm)	21470032 04/23	27.02	4490	4420.2	
pH (4)	21470032 04/23	26.74	4	4.05	
pH (7)	21380102 04/23	26.61	7	7.04	
pH (10)	20080056 04/23	26.74	10	10.01	
ORP (mV)	21140143 04/23	26.70	228	224.7	

		Value of Standard	Instrument Reading	Acceptable Range	Pass?		Comments
Turbidity 0 NTU		0	0.00	+/-0.5 NTU	Yes	No	
Turbidity 1 NTU		1	0.84	+/- 0.5 NTU	Yes	No	
Turbidity 10 NTU		10	9.72	+/- 0.5 NTU	Yes	No	

		Temp of Standard (°C)	Value of Standard	Post Calibration Reading	Acceptable Range	Pass?		Comments
Mid-Day pH (4) check		36.75	4	4.08	+/- 0.1 SU	Yes	No	
Mid-Day pH (7) check		36.74	7	7.09	+/- 0.1 SU	Yes	No	
Mid-Day pH (10) check		36.70	10	10.07	+/- 0.1 SU	Yes	No	

Resolute
Environmental & Water Resources Consulting

EQUIPMENT CALIBRATION LOG

Field Technician: Kevin Stephenson	Date: 7/26/22	Time (Calibration): 0950	Time (Mid-day Check): 1348
AquaTroll SN: 789317	Turbidity Meter Type: LaMotte 2020	SN: 9429-4417	
Project: Bowen AP	Weather Conditions: 88°/70°, 70%		

Calibration Log

	Standard Lot # / Date of Expiration	Temp of Standard (°C)	Value of Standard	Instrument Reading at Calibration	Comments
DO (%) (1pt, 100% water saturated air cal)	[redacted]			88.29%	
Specific Conductance (µS/cm)	21470032 04/23	26.04	4490	4.512	
pH (4)	21470032 04/23	26.50	4	4.18	
pH (7)	21380102 04/23	26.72	7	7.17	
pH (10)	20080056 04/23	26.73	10	10.12	
ORP (mV)	21140143 04/23	26.64	228	217.5	

		Value of Standard	Instrument Reading	Acceptable Range	Pass?		Comments
Turbidity 0 NTU	[redacted]	0	-0.01	+/-0.5 NTU	Yes	No	
Turbidity 1 NTU		1	1.09	+/- 0.5 NTU	Yes	No	
Turbidity 10 NTU		10	9.78	+/- 0.5 NTU	Yes	No	

		Temp of Standard (°C)	Value of Standard	Post Calibration Reading	Acceptable Range	Pass?		Comments
Mid-Day pH (4) check	[redacted]	28.62	4	4.18	+/- 0.1 SU	Yes	No	
Mid-Day pH (7) check		28.13	7	7.17	+/- 0.1 SU	Yes	No	
Mid-Day pH (10) check		27.81	10	10.09	+/- 0.1 SU	Yes	No	

Resolute
Environmental & Water Resources Consulting

EQUIPMENT CALIBRATION LOG

Field Technician: Meredith Duncan	Date: 7/27/22	Time (Calibration): 0820	Time (Mid-day Check): 1524
AquaTrall SN: 893479	Turbidity Meter Type: La Motte	SN: 7042-3818	
Project: Bowen AP	Weather Conditions: 80° Sunny		

Calibration Log

	Standard Lot # / Date of Expiration	Temp of Standard (°C)	Value of Standard	Instrument Reading at Calibration	Comments
DO (%) (1pt. 100% water saturated air cal)				101.8	
Specific Conductance (µS/cm)	21470032 04/23	26.02	4490	4400.0	
pH (4)	21470032 04/23	26.02	4	3.85	
pH (7)	21380102 04/23	26.13	7	6.79	
pH (10)	20080056 04/23	26.22	10	9.75	
ORP (mV)	21140143 04/23	26.20	228	228.0	

		Value of Standard	Instrument Reading	Acceptable Range	Pass?		Comments
Turbidity 0 NTU		0	0.00	+/-0.5 NTU	Yes	No	
Turbidity 1 NTU		1	0.85	+/- 0.5 NTU	Yes	No	
Turbidity 10 NTU		10	9.75	+/- 0.5 NTU	Yes	No	

		Temp of Standard (°C)	Value of Standard	Post Calibration Reading	Acceptable Range	Pass?		Comments
Mid-Day pH (4) check		29.86	4	4.11	+/- 0.1 SU	Yes	No	
Mid-Day pH (7) check		29.71	7	7.18	+/- 0.1 SU	Yes	No	
Mid-Day pH (10) check		30.06	10	10.18	+/- 0.1 SU	Yes	No	

Resolute
Environmental & Water Resources Consulting

EQUIPMENT CALIBRATION LOG

Field Technician: William Laaker	Date: 7/27/22	Time (Calibration): 8:43	Time (Mid-day Check): 15 30
AquaTroll SN: 789301	Turbidity Meter Type: 2068-0320	SN: La Motte 2020	
Project: July 2022 AP Semi	Weather Conditions: 87°/73° sunny		

Calibration Log

	Standard Lot # / Date of Expiration	Temp of Standard (°C)	Value of Standard	Instrument Reading at Calibration	Comments
DO (%) (1pt, 100% water saturated air cal)				102.67	
Specific Conductance (µS/cm)	21470032 04/23	27.05	4490	4588.8	
pH (4)	21470032 04/23	27.02	4	4.06	
pH (7)	21380102 04/23	27.62	7	7.04	
pH (10)	20080056 04/23	27.83	10	10.06	
ORP (mV)	21140143 04/23	27.66	228	225.1	

		Value of Standard	Instrument Reading	Acceptable Range	Pass?		Comments
Turbidity 0 NTU		0	0.00	+/-0.5 NTU	Yes	No	
Turbidity 1 NTU		1	0.87	+/-0.5 NTU	Yes	No	
Turbidity 10 NTU		10	10.27	+/-0.5 NTU	Yes	No	

		Temp of Standard (°C)	Value of Standard	Post Calibration Reading	Acceptable Range	Pass?		Comments
Mid-Day pH (4) check		34.78	4	4.01	+/-0.1 SU	Yes	No	
Mid-Day pH (7) check		34.12	7	7.07	+/-0.1 SU	Yes	No	
Mid-Day pH (10) check		32.71	10	10.01	+/-0.1 SU	Yes	No	

Resolute
Environmental & Water Resources Consulting

EQUIPMENT CALIBRATION LOG

Field Technician: Kevin Stephenson	Date: 7/27/22	Time (Calibration): 0849	Time (Mid-day Check): 1513
AquaTroll SN: 789317	Turbidity Meter Type: LaMotte 2020	SN: 9429 - 4417	
Project: Bowen AP	Weather Conditions: 91°/72°		

Calibration Log

	Standard Lot # / Date of Expiration	Temp of Standard (°C)	Value of Standard	Instrument Reading at Calibration	Comments
DO (%) (1pt, 100% water saturated air cal)	[redacted]			116.0%	
Specific Conductance (µS/cm)	21470032 04/23	24.41	4490	4444.3	
pH (4)	21470032 04/23	24.69	4	4.00	
pH (7)	21380102 04/23	25.36	7	7.02	
pH (10)	20080056 04/23	25.73	10	9.95	
ORP (mV)	21140143 04/23	26.83	228	220.3	

		Value of Standard	Instrument Reading	Acceptable Range	Pass?		Comments
Turbidity 0 NTU	[redacted]	0	0.00	+/- 0.5 NTU	Yes	No	
Turbidity 1 NTU		1	1.07	+/- 0.5 NTU	Yes	No	
Turbidity 10 NTU		10	10.38	+/- 0.5 NTU	Yes	No	

		Temp of Standard (°C)	Value of Standard	Post Calibration Reading	Acceptable Range	Pass?		Comments
Mid-Day pH (4) check	[redacted]	28.17	4	4.10	+/- 0.1 SU	Yes	No	
Mid-Day pH (7) check		28.34	7	7.11	+/- 0.1 SU	Yes	No	
Mid-Day pH (10) check		28.51	10	10.05	+/- 0.1 SU	Yes	No	

Resolute
Environmental & Water Resources Consulting

EQUIPMENT CALIBRATION LOG

Field Technician: Meredith Duncan	Date: 7/28/22	Time (Calibration): 0830	Time (Mid-day Check): 1600
AquaTroll SN: 893479	Turbidity Meter Type: La Motte		SN: 7042 - 3818
Project: Bowen AP	Weather Conditions: 80° Sunny		

Calibration Log

	Standard Lot # / Date of Expiration	Temp of Standard (°C)	Value of Standard	Instrument Reading at Calibration	Comments
DO (%) (1pt, 100% water saturated air cal)				98.41	
Specific Conductance (µS/cm)	21470032 04/23	25.55	4490	4511.1	
pH (4)	21470032 04/23	25.62	4	3.91	
pH (7)	21380102 04/23	26.09	7	6.82	
pH (10)	20080056 04/23	26.57	10	9.81	
ORP (mV)	21140143 04/23	26.58	228	231.4	

		Value of Standard	Instrument Reading	Acceptable Range	Pass?		Comments
Turbidity 0 NTU		0	-0.03	+/-0.5 NTU	Yes	No	
Turbidity 1 NTU		1	0.71	+/- 0.5 NTU	Yes	No	
urbidity 10 NTU		10	10.12	+/- 0.5 NTU	Yes	No	

		Temp of Standard (°C)	Value of Standard	Post Calibration Reading	Acceptable Range	Pass?		Comments
Mid-Day pH (4) check		33.07	4	4.16	+/- 0.1 SU	Yes	No	
Mid-Day pH (7) check		32.53	7	7.20	+/- 0.1 SU	Yes	No	
Mid-Day pH (10) check		32.01	10	10.10	+/- 0.1 SU	Yes	No	

Resolute
Environmental & Water Resources Consulting

EQUIPMENT CALIBRATION LOG

Field Technician: Kevin Stephenson	Date: 7/28/22	Time (Calibration): 0844	Time (Mid-day Check): 1450
AquaTrall SN: 7893317	Turbidity Meter Type: LaMotte	SN: L	
Project:	Weather Conditions:		

Calibration Log

	Standard Lot # / Date of Expiration	Temp of Standard (°C)	Value of Standard	Instrument Reading at Calibration	Comments
DO (%) (1pt, 100% water saturated air cal)	[redacted]			95.11	
Specific Conductance (µS/cm)	21470032 04/23	26.73	4490	4567.0	
pH (4)	21470032 04/23	25.83	4	4.03	
pH (7)	21380102 04/23	26.10	7	7.03	
pH (10)	20080056 04/23	26.33	10	10.00	
ORP (mV)	21140143 04/23	26.23	228	231.9	

		Value of Standard	Instrument Reading	Acceptable Range	Pass?		Comments
Turbidity 0 NTU	[redacted]	0	0.01	+/-0.5 NTU	Yes	No	
Turbidity 1 NTU		1	0.80	+/- 0.5 NTU	Yes	No	
Turbidity 10 NTU		10	10.41	+/- 0.5 NTU	Yes	No	

		Temp of Standard (°C)	Value of Standard	Post Calibration Reading	Acceptable Range	Pass?		Comments
Mid-Day pH (4) check	[redacted]	28.72	4	4.19	+/- 0.1 SU	Yes	No	
Mid-Day pH (7) check		28.49	7	7.13	+/- 0.1 SU	Yes	No	
Mid-Day pH (10) check		27.21	10	10.16	+/- 0.1 SU	Yes	No	

Resolute

EQUIPMENT CALIBRATION LOG

Field Technician: William Lacker	Date: 7/28/22	Time (Calibration): 8:39	Time (Mid-day Check): 15:55
AquaTroll SN: 789301	Turbidity Meter Type: LaMotte 2020	SN: 2068-0320	
Project: July 2022 AP Semi	Weather Conditions: 92°/72° sunny		

Calibration Log

	Standard Lot # / Date of Expiration	Temp of Standard (°C)	Value of Standard	Instrument Reading at Calibration	Comments
DO (%) (1pt, 100% water saturated air cal)				100.53	
Specific Conductance (µS/cm)	21470032 04/23	25.64	4490	4572.8	
pH (4)	21470032 04/23	25.74	4	4.01	
pH (7)	21380102 04/23	25.55	7	7.02	
pH (10)	20080056 04/23	26.51	10	10.00	
ORP (mV)	21140143 04/23	26.83	228	218.0	

		Value of Standard	Instrument Reading	Acceptable Range	Pass?		Comments
Turbidity 0 NTU		0	0.01	~0.5 NTU	Yes	No	
Turbidity 1 NTU		1	0.85	~0.5 NTU	Yes	No	
Turbidity 10 NTU		10	10.49	~0.5 NTU	Yes	No	

		Temp of Standard (°C)	Value of Standard	Post Calibration Reading	Acceptable Range	Pass?		Comments
Mid-Day pH (4) check		36.17	4	4.05	~0.1 SU	Yes	No	
Mid-Day pH (7) check		36.16	7	7.06	~0.1 SU	Yes	No	
Mid-Day pH (10) check		36.35	10	9.98	~0.1 SU	Yes	No	

Resolute
Environmental & Water Resources Consulting

EQUIPMENT CALIBRATION LOG

Field Technician: Meredith Duncan	Date: 7/29/22	Time (Calibration): 0815	Time (Mid-day Check): 1015
AquaTroll SN: 893479	Turbidity Meter Type: La Motte	SN: 2068 -0320	
Project: Bowen AP	Weather Conditions: Sunny + Hot		

Calibration Log

	Standard Lot # / Date of Expiration	Temp of Standard (°C)	Value of Standard	Instrument Reading at Calibration	Comments
DO (%) (1pt, 100% water saturated air cal)				100.37	
Specific Conductance (uS/cm)	21470032 04/23	27.39	4490	4407.9	
pH (4)	21470032 04/23	27.44	4	3.89	
pH (7)	21380102 04/23	27.06	7	6.79	
pH (10)	20080056 04/23	27.34	10	9.80	
ORP (mV)	21140143 04/23	27.1	228	225.7	

		Value of Standard	Instrument Reading	Acceptable Range	Pass?		Comments
Turbidity 0 NTU		0	0.03	+/-0.5 NTU	Yes	No	
Turbidity 1 NTU		1	0.79	+/-0.5 NTU	Yes	No	
Turbidity 10 NTU		10	9.75	+/-0.5 NTU	Yes	No	

		Temp of Standard (°C)	Value of Standard	Post Calibration Reading	Acceptable Range	Pass?		Comments
Mid-Day pH (4) check		27.97	4	4.13	+/-0.1 SU	Yes	No	
Mid-Day pH (7) check		28.0	7	7.20	+/-0.1 SU	Yes	No	
Mid-Day pH (10) check		28.33	10	10.17	+/-0.1 SU	Yes	No	

Resolute
Environmental & Water Resources Consulting

EQUIPMENT CALIBRATION LOG

Field Technician: William Laaker	Date: 7/29/22	Time (Calibration): 8:25	Time (Mid-day Check):
AquaTroll SN: 789301	Turbidity Meter Type: LaMotte 2020	SN: 7042-3818	
Project: July 2022 AP Semi	Weather Conditions: 90°/73° sunny		

Calibration Log

	Standard Lot # / Date of Expiration	Temp of Standard (°C)	Value of Standard	Instrument Reading at Calibration	Comments
DO (%) (1pt, 100% water saturated air cal)				100.37	
Specific Conductance (µS/cm)	21470032 04/23	27.33	4490	4691.7	
pH (4)	21470032 04/23	27.35	4	4.01	
pH (7)	21380102 04/23	27.53	7	7.00	
pH (10)	20080056 04/23	27.82	10	10.00	
ORP (mV)	21140143 04/23	27.71	228	230.9	

		Value of Standard	Instrument Reading	Acceptable Range	Pass?		Comments
Turbidity 0 NTU		0	0.02	+/- 0.5 NTU	Yes	No	
Turbidity 1 NTU		1	0.71	+/- 0.5 NTU	Yes	No	
Turbidity 10 NTU		10	9.67	+/- 0.5 NTU	Yes	No	

		Temp of Standard (°C)	Value of Standard	Post Calibration Reading	Acceptable Range	Pass?		Comments
Mid-Day pH (4) check		30.60	4	3.99	+/- 0.1 SU	Yes	No	
Mid-Day pH (7) check		29.86	7	7.06	+/- 0.1 SU	Yes	No	
Mid-Day pH (10) check		29.62	10	9.99	+/- 0.1 SU	Yes	No	

Resolute
Environmental & Water Resources Consulting

EQUIPMENT CALIBRATION LOG

Field Technician: Meredith Duncan	Date: 8/1/22	Time (Calibration): 0825	Time (Mid-day Check): 1618
AquaTroll SN: 893479	Turbidity Meter Type: La Motte	SN: 7042-3818	
Project: Bowen AP	Weather Conditions: 73° Cloudy		

Calibration Log

	Standard Lot # / Date of Expiration	Temp of Standard (°C)	Value of Standard	Instrument Reading at Calibration	Comments
DO (%) (1pt. 100% water saturated air cal)				100.55	
Specific Conductance (µS/cm)	21470032 04/23	23.36	4490	4488.5	
pH (4)	21470032 04/23	23.44	4	3.89	
pH (7)	21380102 04/23	23.62	7	6.80	
pH (10)	20080056 04/23	23.73	10	9.80	
ORP (mV)	21140143 04/23	23.77	228	232.2	

		Value of Standard	Instrument Reading	Acceptable Range	Pass?		Comments
Turbidity 0 NTU		0	0.00	+/-0.5 NTU	Yes	No	
Turbidity 1 NTU		1	0.82	+/- 0.5 NTU	Yes	No	
Turbidity 10 NTU		10	10.18	+/- 0.5 NTU	Yes	No	

		Temp of Standard (°C)	Value of Standard	Post Calibration Reading	Acceptable Range	Pass?		Comments
Mid-Day pH (4) check		26.75	4	4.19	+/- 0.1 SU	Yes	No	
Mid-Day pH (7) check		26.45	7	7.28	+/- 0.1 SU	Yes	No	
Mid-Day pH (10) check		26.22	10	10.27	+/- 0.1 SU	Yes	No	

Resolute

EQUIPMENT CALIBRATION LOG

Field Technician: William Looker	Date: 8/1/22	Time (Calibration): 8:54	Time (Mid-day Check): 16:05
AquaTroll SN: 789301	Turbidity Meter Type: LaMotte 2020		SN: 2068-0320
Project: July 2022 AP Semi	Weather Conditions: 90°/73° cloudy 70/ rain		

Calibration Log

	Standard Lot # / Date of Expiration	Temp of Standard (°C)	Value of Standard	Instrument Reading at Calibration	Comments
DO (%) (1pt, 100% water saturated air cal)				99.06	
Specific Conductance (µS/cm)	21470032 04/23	23.16	4490	4326.7	
pH (4)	21470032 04/23	23.22	4	4.02	
pH (7)	21380102 04/23	23.21	7	7.02	
pH (10)	20080056 04/23	23.88	10	10.01	
ORP (mV)	21140143 04/23	23.73	228	234.7	

		Value of Standard	Instrument Reading	Acceptable Range	Pass?		Comments
Turbidity 0 NTU		0	0.03	+/- 0.5 NTU	Yes	No	
Turbidity 1 NTU		1	0.86	+/- 0.5 NTU	Yes	No	
Turbidity 10 NTU		10	10.05	+/- 0.5 NTU	Yes	No	

		Temp of Standard (°C)	Value of Standard	Post Calibration Reading	Acceptable Range	Pass?		Comments
Mid-Day pH (4) check		26.01	4	4.10	+/- 0.1 SU	Yes	No	
Mid-Day pH (7) check		25.78	7	7.13	+/- 0.1 SU	Yes	No	
Mid-Day pH (10) check		25.59	10	10.15	+/- 0.1 SU	Yes	No	

Resolute
Environmental & Water Resources Consulting

EQUIPMENT CALIBRATION LOG

Field Technician: Robert Moll	Date: 8/1/22	Time (Calibration): 1344	Time (Mid-day Check): 1630
AquaTroll SN: 789310	Turbidity Meter Type: LaMotte 2020 wc	SN: 2510-4111	
Project: Plant Bowen - Ash Pond	Weather Conditions: Cloudy/Rainy 81°F		

Calibration Log

	Standard Lot # / Date of Expiration	Temp of Standard (°C)	Value of Standard	Instrument Reading at Calibration	Comments
DO (%) (1pt, 100% water saturated air cal)				100.29%	
Specific Conductance (µS/cm)	21470032 04/23	26.70	4490	4443.2	
pH (4)	21470032 04/23	26.82	4	4.11	
pH (7)	21380102 04/23	26.70	7	7.03	
pH (10)	20080056 04/23	26.73	10	9.98	
ORP (mV)	21140143 04/23	26.63	228	226.6	

		Value of Standard	Instrument Reading	Acceptable Range	Pass?		Comments
Turbidity 0 NTU		0	0.06	+/-0.5 NTU	Yes	No	
Turbidity 1 NTU		1	1.29	+/-0.5 NTU	Yes	No	
Turbidity 10 NTU		10	9.92	+/-0.5 NTU	Yes	No	

		Temp of Standard (°C)	Value of Standard	Post Calibration Reading	Acceptable Range	Pass?		Comments
Mid-Day pH (4) check		26.50	4	4.23	+/- 0.1 SU	Yes	No	
Mid-Day pH (7) check		26.29	7	7.33	+/- 0.1 SU	Yes	No	
Mid-Day pH (10) check		25.77	10	10.28	+/- 0.1 SU	Yes	No	

Resolute
Environmental & Water Resources Consulting

EQUIPMENT CALIBRATION LOG

Field Technician: Robert Mull	Date: 8/2/22	Time (Calibration): 0807	Time (Mid-day Check): 1200
AquaTroll SN: 789310	Turbidity Meter Type: LaMotte 2020we	SN: 1510-4111	
Project: Plant Bowen - Ash Pond	Weather Conditions: Cloudy 75°F		

Calibration Log

	Standard Lot # / Date of Expiration	Temp of Standard (°C)	Value of Standard	Instrument Reading at Calibration	Comments
DO (%) (1pt, 100% water saturated air cal)				99.55	
Specific Conductance (µS/cm)	21470032 04/23	23.68	4490	4571.1	
pH (4)	21470032 04/23	23.71	4	3.98	
pH (7)	21380102 04/23	23.28	7	7.04	
pH (10)	20080056 04/23	23.35	10	10.12	
ORP (mV)	21140143 04/23	23.68	228	228.0	

		Value of Standard	Instrument Reading	Acceptable Range	Pass?		Comments
Turbidity 0 NTU		0	0.11	+/-0.5 NTU	Yes	No	
Turbidity 1 NTU		1	0.91	+/- 0.5 NTU	Yes	No	
Turbidity 10 NTU		10	10.10	+/- 0.5 NTU	Yes	No	

		Temp of Standard (°C)	Value of Standard	Post Calibration Reading	Acceptable Range	Pass?		Comments
Mid-Day pH (4) check		26.40	4	4.16	+/- 0.1 SU	Yes	No	
Mid-Day pH (7) check		26.87	7	7.27	+/- 0.1 SU	Yes	No	
Mid-Day pH (10) check		28.11	10	10.12	+/- 0.1 SU	Yes	No	

Resolute
Environmental & Water Resources Consulting

EQUIPMENT CALIBRATION LOG

Field Technician: Meredith Duncan	Date: 8/2/22	Time (Calibration): 0815	Time (Mid-day Check): 1252
AquaTroll SN: 893479	Turbidity Meter Type: La Motte		SN: 7042 - 3818
Project: Bowen AP	Weather Conditions: 75° Cloudy		

Calibration Log

	Standard Lot # / Date of Expiration	Temp of Standard (°C)	Value of Standard	Instrument Reading at Calibration	Comments
DO (%) (1pt, 100% water saturated air cal)				100.15	
Specific Conductance (µS/cm)	21470032 04/23	22.94	4490	4412	
pH (4)	21470032 04/23	22.18	4	3.81	
pH (7)	21380102 04/23	23.39	7	6.72	
pH (10)	20080056 04/23	23.44	10	9.74	
ORP (mV)	21140143 04/23	23.53	228	224.9	

		Value of Standard	Instrument Reading	Acceptable Range	Pass?		Comments
Turbidity 0 NTU		0	0.00	+/-0.5 NTU	Yes	No	
Turbidity 1 NTU		1	0.92	+/- 0.5 NTU	Yes	No	
Turbidity 10 NTU		10	9.91	+/- 0.5 NTU	Yes	No	

		Temp of Standard (°C)	Value of Standard	Post Calibration Reading	Acceptable Range	Pass?		Comments
Mid-Day pH (4) check		27.32	4	4.19	+/- 0.1 SU	Yes	No	
Mid-Day pH (7) check		27.95	7	7.24	+/- 0.1 SU	Yes	No	
Mid-Day pH (10) check		29.05	10	10.20	+/- 0.1 SU	Yes	No	

Resolute
Environmental & Water Resources Consulting

EQUIPMENT CALIBRATION LOG

Field Technician: William Lacker	Date: 8/2/22	Time (Calibration): 8:36	Time (Mid-day Check): 12:00
AquaTrol S/N: 789301	Turbidity Meter Type: LaMotte 2020		S/N: 2068-0320
Project: July 2022 AP Semi	Weather Conditions: 89°/70° cloudy		

Calibration Log

	Standard Lot # / Date of Expiration	Temp of Standard (°C)	Value of Standard	Instrument Reading at Calibration	Comments
DO (%) (1pt, 100% water saturated air cal)				100.31	
Specific Conductance (µS/cm)	21470032 04/23	23.88	4490	4321.9	
pH (4)	21470032 04/23	24.44	4	3.98	
pH (7)	21380102 04/23	24.20	7	6.97	
pH (10)	20080056 04/23	24.18	10	9.96	
ORP (mV)	21140143 04/23	24.03	228	228.4	

		Value of Standard	Instrument Reading	Acceptable Range	Pass?		Comments
Turbidity 0 NTU		0	0.00	+/-0.5 NTU	Yes	No	
Turbidity 1 NTU		1	0.95	+/-0.5 NTU	Yes	No	
Turbidity 10 NTU		10	9.69	+/-0.5 NTU	Yes	No	

		Temp of Standard (°C)	Value of Standard	Post Calibration Reading	Acceptable Range	Pass?		Comments
Mid-Day pH (4) check		27.43	4	4.09	+/-0.1 SU	Yes	No	
Mid-Day pH (7) check		27.15	7	7.11	+/-0.1 SU	Yes	No	
Mid-Day pH (10) check		27.31	10	10.07	+/-0.1 SU	Yes	No	

Resolute
Environmental & Water Resources Consulting

EQUIPMENT CALIBRATION LOG

Field Technician: William Looker	Date: 8/3/22	Time (Calibration): 8:23	Time (Mid-day Check):
AquaTroll SN: 789301	Turbidity Meter Type: LaMotte 2020		S/N: 2068-0320
Project: July 2022 AP Semi	Weather Conditions: 87°/71° ☀ sunny		

Calibration Log

	Standard Lot # / Date of Expiration	Temp of Standard (°C)	Value of Standard	Instrument Reading at Calibration	Comments
DO (%) (1pt, 100% water saturated air cal)				100.64	
Specific Conductance (µS/cm)	21470032 04/23	25.47	4490	4546.1	
pH (4)	21470032 04/23	25.63	4	4.03	
pH (7)	21380102 04/23	26.01	7	7.01	
pH (10)	20080056 04/23	26.24	10	9.99	
ORP (mV)	21140143 04/23	26.15	228	224.1	

		Value of Standard	Instrument Reading	Acceptable Range	Pass?		Comments
Turbidity 0 NTU		0	0.01	+/-0.5 NTU	Yes	No	
Turbidity 1 NTU		1	0.79	+/- 0.5 NTU	Yes	No	
Turbidity 10 NTU		10	9.88	+/- 0.5 NTU	Yes	No	

		Temp of Standard (°C)	Value of Standard	Post Calibration Reading	Acceptable Range	Pass?		Comments
Mid-Day pH (4) check			4		+/- 0.1 SU	Yes	No	
Mid-Day pH (7) check			7		+/- 0.1 SU	Yes	No	
Mid-Day pH (10) check			10		+/- 0.1 SU	Yes	No	

* Did not have water volume to take snap shot

October 2022

Resolute
Environmental & Water Resources Consulting

EQUIPMENT CALIBRATION LOG

Field Technician: William Laeker	Date: 10/21/22	Time (Calibration): 9:19	Time (Mid-day Check): 11:35
Sonde/Probe SN: 789301	Turbidity Meter Type: LaMotte 2020	SN: 4453-4417	
Project: Oct 2022 AP Resample	Weather Conditions: 69°/32° sunny		

Calibration Log

	Standard Lot # / Date of Expiration	Temp of Standard (°C)	Value of Standard	Instrument Reading at Calibration	Comments
DO (%) (1pt, 100% water saturated air cal)				103.35	
Specific Conductance (µS/cm)	21470032 04/23	13.21	4490	4516.1	
pH (4)	21470032 04/24	12.99	4	3.97	
pH (7)	21380102 04/23	12.39	7	7.07	
pH (10)	20080056 04/23	12.86	10	10.07	
ORP (mV)	21140143 04/23	12.81	228	222.5	

		Value of Standard	Instrument Reading	Acceptable Range	Pass?		Comments
Turbidity 0 NTU		0	0.01	+/-0.5 NTU	Yes	No	
Turbidity 1 NTU		1	0.82	+/-0.5 NTU	Yes	No	
Turbidity 10 NTU		10	9.76	+/-0.5 NTU	Yes	No	

		Temp of Standard (°C)	Value of Standard	Post Calibration Reading	Acceptable Range	Pass?		Comments
Mid-Day pH (4) check		17.19	4	4.05	+/-0.1 SU	Yes	No	
Mid-Day pH (7) check		17.11	7	7.09	+/-0.1 SU	Yes	No	
Mid-Day pH (10) check		18.14	10	10.09	+/-0.1 SU	Yes	No	

APPENDIX D

Statistical Analysis Reports

February 2022

GROUNDWATER STATS
CONSULTING

August 31, 2022

Southern Company Services
Attn: Ms. Kristen Jurinko
241 Ralph McGill Blvd NE, Bin 10160
Atlanta, Georgia 30308

Re: Plant Bowen Ash Pond 1 (AP-1)
February 2022 Sample Event

Dear Ms. Jurinko,

Groundwater Stats Consulting, formerly the statistical consulting division of Sanitas Technologies, is pleased to provide the statistical analysis of groundwater data for the Groundwater Detection and Assessment Monitoring Semi-Annual February 2022 sample event for Georgia Power Company's Plant Bowen AP-1. The analysis complies with the federal rule for the Disposal of Coal Combustion Residuals (CCR) from Electric Utilities (CCR Rule, 2015), the Georgia Environmental Protection Division (EPD) Rules for Solid Waste Management Chapter 391-3-4-.10, and follows the United States Environmental Protection Agency (USEPA) Unified Guidance (2009).

Sampling for the Appendix III and IV parameters began in 2016, and at least 8 background samples were collected at each of the groundwater monitoring wells with exceptions noted below. All wells were sampled most recently in February 2022. Sampling is conducted on a semi-annual basis for all constituents. A list of all parameters is provided below.

The monitoring well network, as provided by Southern Company Services, consists of the following:

- **Upgradient well:** BGWA-2, BGWA-29, BGWA-33, BGWA-47D, and BGWA-48D
- **Downgradient wells:** BGWC-7, BGWC-8, BGWC-9, BGWC-10, BGWC-12, BGWC-14A, BGWC-16, BGWC-17, BGWC-18, BGWC-19, BGWC-20,

BGWC-21, BGWC-22, BGWC-23, BGWC-24, BGWC-25, BGWC-30, BGWC-51, and BGWC-52

- **Delineation wells:** BGWA-6, BGWC-31, BGWC-32, BGWC-34D, BGWC-35D, BGWC-36, BGWC-37D, BGWC-38D, BGWC-39, BGWC-40, BGWC-41D, BGWC-42D, BGWC-43D, BGWC-44D, BGWC-49D, and BGWC-50D

Sampling for upgradient well BGWA-33 began in April 2019 and for upgradient wells BGWA-47D and BGWA-48D in May 2020. Data from these wells are pooled with upgradient wells for construction of interwell statistical limits. Downgradient wells BGWC-51 and BGWC-52 were first sampled in January 2021 and currently have a maximum of 5 samples; therefore, these wells are evaluated with confidence intervals for Appendix IV constituents, which require a minimum of 4 samples. Data at these wells will be evaluated for the Appendix III constituents when a minimum of 8 background samples have been collected.

Sampling for delineation wells started at various dates ranging from June 2016 to March 2021 as listed below:

- June 2016 - BGWA-6
- October 2018 - BGWC-31, BGWC-32, BGWC-34D, BGWC-35D, and BGWC-36D
- May 2019 - BGWC-37D and BGWC-38D
- December 2019 - BGWC-39 and BGWC-40
- May 2020 - BGWC-41D, BGWC-42D, BGWC-43D, and BGWC-44D
- March 2021 – BGWC-49D and BGWC-50D

Data from delineation wells are analyzed using confidence intervals for Appendix IV constituents when a minimum of 4 samples are available as mentioned above. Currently delineation wells BGWC-49D and BGWC-50D have a maximum of 3 samples. While data are plotted on the time series graphs and box plots, no statistical analyses are included.

Data were sent electronically to Groundwater Stats Consulting, and the statistical analysis was reviewed by Kristina Rayner, Groundwater Statistician and Founder of Groundwater Stats Consulting.

The CCR program consists of the following constituents listed below. The terms "constituent" and "parameter" are interchangeable.

- **Appendix III** (Detection Monitoring) **-** boron, calcium, chloride, fluoride, pH, sulfate, and TDS

- **Appendix IV** (Assessment Monitoring) **–** antimony, arsenic, barium, beryllium, cadmium, chromium, cobalt, combined radium 226 + 228, fluoride, lead, lithium, mercury, molybdenum, selenium, and thallium

Note that when there are no detections present in downgradient wells for a given constituent, statistical analyses are not required. A summary of Appendix IV downgradient and delineation well/constituent pairs with 100% non-detects follows this letter.

For all constituents, a substitution of the most recent reporting limit is used for non-detect data which generally gives the most conservative limit in each case. In the time series plots, a single reporting limit substitution is used across all wells for a given parameter since the wells are plotted as a group.

Time series plots for Appendix III and IV parameters at all wells are provided for the purpose of screening data at these wells (Figure A). Additionally, a separate section of box plots is included for all constituents at upgradient and downgradient wells (Figure B). The time series plots are used to initially screen for suspected outliers and trends, while the box plots provide visual representation of variation within individual wells and between all wells. Values in background which have been flagged as outliers may be seen in a lighter font and as a disconnected symbol on the graphs. A summary of flagged outliers follows this report (Figure C).

Based on the previous screening, data at all wells for constituents detected in downgradient wells were evaluated for the following: 1) outliers; 2) trends; 3) most appropriate statistical method based on site characteristics of groundwater data upgradient of the facility; and 4) eligibility of downgradient wells when intrawell statistical methods are recommended. Power curves were provided with the 2017 screening to demonstrate that the selected statistical methods for Appendix III parameters comply with the USEPA Unified Guidance. The EPA suggests the selected statistical method should provide at least 55% power at 3 standard deviations or at least 80% power at 4 standard deviations.

The original background screening was conducted in 2017 by MacStat Consulting. Values identified as outliers were flagged in the database and excluded prior to construction of statistical limits. Interwell prediction limits, combined with a 1-of-2 resample plan, were recommended.

Interwell tests, which compare downgradient well data to statistical limits constructed from pooled upgradient well data, are appropriate when average concentrations are similar across upgradient wells. Intrawell tests, which compare compliance data from a

single well to screened historical data within the same well, are appropriate when upgradient wells exhibit spatial variation; when statistical limits constructed from upgradient wells would not be conservative from a regulatory perspective; and when downgradient water quality is unimpacted compared to upgradient water quality for the same parameter. While data were further tested for intrawell eligibility during the screening, interwell methods are used for all Appendix III constituents in accordance with Georgia EPD requirements.

Summary of Statistical Methods – Appendix III and IV Parameters

Based on the evaluation for state and federal regulatory requirements, the following methods were selected for Appendix III and IV constituents:

- Appendix III: Interwell prediction limits, combined with a 1-of-2 resample plan for each Appendix III constituent
- Appendix IV: Confidence intervals on downgradient well data compared against Groundwater Protection Standards (GWPS) for each Appendix IV constituent

The distribution of data is tested using the Shapiro-Wilk/Shapiro-Francia test for normality. Parametric prediction limits (or tolerance limits or confidence intervals as applicable) are utilized when the screened historical data follow a normal or transformed-normal distribution. When data cannot be normalized or the majority of data are non-detects, a nonparametric test is utilized. While the false positive rate associated with the parametric prediction limits is based on an annual 10% (5% per semi-annual event) as recommended by the EPA Unified Guidance (2009), the false positive rate associated with the nonparametric limits is dependent upon the available background sample size, number of future comparisons, and verification resample plan. The following approaches are used for handling non-detects (USEPA, 2009):

- No statistical analyses are required on wells and analytes containing 100% non-detects (USEPA Unified Guidance, 2009, Chapter 6).
- When data contain <15% non-detects in background, simple substitution of one-half the reporting limit is utilized in the statistical analysis. The reporting limit utilized for non-detects is the practical quantification limit (PQL) as reported by the laboratory.
- When data contain between 15-50% non-detects, the Kaplan-Meier non-detect adjustment is applied to the background data. This technique adjusts the mean and standard deviation of the historical concentrations to account for concentrations below the reporting limit.

- Nonparametric prediction limits are used on data containing greater than 50% non-detects.

Natural systems continuously evolve due to physical changes made to the environment. Examples include capping a landfill, paving areas near a well, or lining a drainage channel to prevent erosion. Periodic updating of background statistical limits is necessary to accommodate these types of changes. In the interwell case, prediction limits are updated with upgradient well data during each event after careful screening for any new outliers. While this was not required for this report, in some cases, deselecting the earlier portion of data may be necessary prior to construction of limits so that resulting statistical limits are conservative (lower) from a regulatory perspective and capable of rapidly detecting changes in groundwater quality. Even though the data are excluded from the calculation, the values will continue to be reported and shown in tables and graphs.

Statistical Analysis of Appendix III Parameters – February 2022

All Appendix III parameters were analyzed using interwell prediction limits. Background (upgradient) well data were re-assessed for potential outliers during this analysis. No new values were flagged in the database for Appendix III parameters. Values in background which were previously flagged as outliers may be seen in a lighter font and as a disconnected symbol on the graphs. A summary of flagged outliers follows this report (Figure C).

Interwell Prediction Limits

Interwell prediction limits, combined with a 1-of-2 resample plan, were constructed using all historical upgradient well data through February 2022 (Figure D). Interwell prediction limits pool upgradient well data to establish a background limit for an individual constituent. The February 2022 sample from each downgradient well is compared to the background limit to determine whether initial exceedances are present.

In the event of an initial exceedance of compliance well data, the 1-of-2 resample plan allows for collection of one additional sample to determine whether the initial exceedance is confirmed. When a resample confirms the initial exceedance, a statistically significant increase is identified and further research would be required to identify the cause of the exceedance (i.e., impact from the site, natural variation, or an off-site source). If the resample falls within the statistical limit, the initial exceedance is considered to be a false positive result. Therefore, no exceedance is noted and no further action is necessary. If no resample is collected, the original result is considered a confirmed exceedance. Several

prediction limit exceedances were noted for Appendix III parameters and a summary table of the interwell prediction limits follows this letter.

Trend Test Evaluation – Appendix III

When prediction limit exceedances are identified in downgradient wells, data are further evaluated using the Sen's Slope/Mann Kendall trend test to determine whether concentrations are statistically increasing, decreasing, or stable (Figure E). Upgradient wells are included in the trend analyses for all parameters found to exceed their prediction limit in downgradient wells to identify whether similar patterns exist upgradient of the site. Upgradient trends are an indication of natural variability in groundwater unrelated to practices at the site. A summary along with complete graphical results of the trend tests follows this report. Statistically significant trends were noted for the following well/constituent pairs:

Increasing

- Boron: BGWA-48D (upgradient), BGWC-12, BGWC-22, and BGWC-23
- Calcium: BGWA-2 (upgradient), BGWC-12, BGWC-16, BGWC-20, BGWC-22, and BGWC-23
- Chloride: BGWC-10, BGWC-22, BGWC-23, and BGWA-48D (upgradient)
- Sulfate: BGWA-2 (upgradient), BGWC-12, BGWC-16, and BGWA-47D (upgradient)
- TDS: BGWC-12, BGWC-22, and BGWC-23

Decreasing

- Boron: BGWC-7, BGWC-9, BGWC-18, BGWC-21, and BGWC-30
- Calcium: BGWC-30
- Chloride: BGWC-12, BGWC-16, BGWA-29 (upgradient), and BGWC-30
- pH: BGWC-16, BGWC-24, BGWA-47D (upgradient), and BGWA-48D (upgradient)
- Sulfate: BGWC-7 and BGWC-19
- TDS: BGWC-7 and BGWC-30

Statistical Analysis of Appendix IV Parameters – February 2022

For Appendix IV parameters, confidence intervals for each downgradient well/constituent were compared against corresponding Groundwater Protection Standards (GWPS). GWPS were developed as described below. Well/constituent pairs that have 100% non-detects or only trace values below the reporting limits do not require analysis. Data from

upgradient wells for Appendix IV parameters are reassessed for outliers during each analysis.

During this analysis, a high reporting limit 0.15 mg/L for lithium at wells BGWC-32, BGWC-37D, BGWC-40, and BGWC-42D was flagged in order to maintain statistical limits that are conservative (i.e., lower) from a regulatory perspective. A summary of flagged outliers follows this report (Figure C).

Interwell Upper Tolerance Limits

First, interwell tolerance limits were used to calculate site-specific background limits from all available pooled upgradient well data through February 2022 for Appendix IV constituents (Figure F). Parametric tolerance limits are used when data follow a normal or transformed-normal distribution. When data contained greater than 50% non-detects or did not follow a normal or transformed-normal distribution, non-parametric tolerance limits were used.

Groundwater Protection Standards

The background limits were then used when determining the groundwater protection standard (GWPS) under 40 CFR §257.95(h) and Georgia EPD Rule 391-3-4-.10(6)(a). On July 30, 2018, US EPA revised the Federal CCR rule updating GWPS for cobalt, lead, lithium, and molybdenum as described above in 40 CFR §257.95(h)(2). Effective on February 22, 2022, Georgia EPD incorporated the updated GWPS into the current Georgia EPD Rules for Solid Waste Management 391-3-4-.10(6)(a). In accordance with the updated Rules, the GWPS is:

- The maximum contaminant level (MCL) established under §141.62 and §141.66 of this title
- Where an MCL has not been established for a constituent, Federal and State CCR Rules specify levels for cobalt (0.006 mg/L), lead (0.015 mg/L), lithium (0.040 mg/L), and molybdenum (0.100 mg/L)
- The respective background level for a constituent when the background level is higher than the MCL or Federal CCR Rule identified GWPS

Following Georgia EPD Rule requirements and the Federal CCR requirements, GWPS were established for statistical comparison of Appendix IV constituents for this sample event (Figure G).

Confidence Intervals

To complete the statistical comparison of downgradient well data to GWPS, confidence intervals were constructed for the Appendix IV constituents in each downgradient and delineation well using all available data through February 2022.

The Sanitas software was used to calculate both the tolerance limits and the confidence intervals (Figure H). Due to the required transformations to fit the data to a transformed normal distribution, the lower confidence limits resulted in negative numbers for some well/constituent pairs. Therefore, non-parametric confidence intervals, which are bound by reported high and low measurements within a given well, were constructed for these particular cases and may be found at the end of Figure H. This is a more conservative approach in that the lower confidence limit reflects the lowest reported measurement in the data set rather than a negative number.

Confidence intervals were compared to the GWPS prepared as described above. Only when the entire confidence interval is above a GWPS is the downgradient well/constituent pair considered to exceed its respective standard. If there is an exceedance of the GWPS, a statistically significant level (SSL) exceedance is identified. Summaries of the confidence intervals follow this letter and exceedances were identified for the following well/constituent pairs:

- Arsenic: BGWC-34D
- Cobalt: BGWC-22
- Molybdenum: BGWC-43D

Trend Test Evaluation – Appendix IV

Data at wells with confidence interval exceedances are further evaluated using the Sen's Slope/Mann Kendall trend test to determine whether concentrations are statistically increasing, decreasing, or stable (Figure I). Upgradient wells are included in the trend analyses to identify whether similar patterns exist upgradient of the site for the same constituents. When trends are present in upgradient trends, it is an indication of natural variability in groundwater quality unrelated to practices at the site. A summary of the Appendix IV trend test results follows this letter. Statistically significant trends were identified for the following well/constituent pairs:

- Cobalt: BGWC-22
- Molybdenum: BGWA-48D (upgradient)

Thank you for the opportunity to assist you in the statistical analysis of groundwater quality for Plant Bowen AP-1. If you have any questions or comments, please feel free to contact us.

For Groundwater Stats Consulting,

Andrew T. Collins
Project Manager

Kristina L. Rayner
Groundwater Statistician

100% Non-Detects: Appendix IV Downgradient & Delineation

Analysis Run 5/23/2022 10:18 AM View: Appendix IV
Plant Bowen Client: Southern Company Data: Bowen AP-1

Antimony (mg/L)
BGWA-6, BGWC-12, BGWC-18, BGWC-30, BGWC-39

Beryllium (mg/L)
BGWA-6, BGWC-10, BGWC-14A, BGWC-20, BGWC-21, BGWC-25, BGWC-30, BGWC-31, BGWC-32, BGWC-34D, BGWC-35D, BGWC-37D, BGWC-40, BGWC-41D, BGWC-42D, BGWC-43D, BGWC-44D, BGWC-7, BGWC-8, BGWC-9

Cadmium (mg/L)
BGWA-6, BGWC-10, BGWC-12, BGWC-21, BGWC-25, BGWC-31, BGWC-32, BGWC-34D, BGWC-35D, BGWC-36D, BGWC-37D, BGWC-40, BGWC-41D, BGWC-42D, BGWC-44D, BGWC-7, BGWC-8, BGWC-9

Chromium (mg/L)
BGWC-19, BGWC-22, BGWC-34D

Cobalt (mg/L)
BGWC-42D, BGWC-44D, BGWC-51

Fluoride (mg/L)
BGWC-31

Lead (mg/L)
BGWC-7

Lithium (mg/L)
BGWC-18, BGWC-19, BGWC-21, BGWC-25, BGWC-31, BGWC-32

Mercury (mg/L)
BGWC-14A, BGWC-21, BGWC-31, BGWC-32, BGWC-34D, BGWC-35D, BGWC-37D, BGWC-39, BGWC-40, BGWC-41D, BGWC-42D, BGWC-43D, BGWC-44D

Molybdenum (mg/L)
BGWC-12, BGWC-16, BGWC-17, BGWC-18

Selenium (mg/L)
BGWC-10, BGWC-25, BGWC-35D, BGWC-37D, BGWC-44D, BGWC-7

Thallium (mg/L)
BGWC-10, BGWC-21, BGWC-25, BGWC-31, BGWC-37D, BGWC-41D, BGWC-42D, BGWC-44D, BGWC-8

Interwell Prediction Limits - Significant Results

Plant Bowen Client: Southern Company Data: Bowen AP-1 Printed 5/23/2022, 9:50 AM

Constituent	Well	Upper Lim.	Lower Lim.	Date	Observ.	Sig.	Bg N	Bg Mean	Std. Dev.	%NDs	ND Adj.	Transform	Alpha	Method
Boron (mg/L)	BGWC-10	0.04002	n/a	2/11/2022	0.5	Yes	68	0.1168	0.03863	17.65	Kaplan-Meier	sqrt(x)	0.000396	Param Inter 1 of 2
Boron (mg/L)	BGWC-12	0.04002	n/a	2/11/2022	1.2	Yes	68	0.1168	0.03863	17.65	Kaplan-Meier	sqrt(x)	0.000396	Param Inter 1 of 2
Boron (mg/L)	BGWC-14A	0.04002	n/a	2/9/2022	0.57	Yes	68	0.1168	0.03863	17.65	Kaplan-Meier	sqrt(x)	0.000396	Param Inter 1 of 2
Boron (mg/L)	BGWC-16	0.04002	n/a	2/11/2022	1.5	Yes	68	0.1168	0.03863	17.65	Kaplan-Meier	sqrt(x)	0.000396	Param Inter 1 of 2
Boron (mg/L)	BGWC-17	0.04002	n/a	2/11/2022	1.2	Yes	68	0.1168	0.03863	17.65	Kaplan-Meier	sqrt(x)	0.000396	Param Inter 1 of 2
Boron (mg/L)	BGWC-18	0.04002	n/a	2/16/2022	0.56	Yes	68	0.1168	0.03863	17.65	Kaplan-Meier	sqrt(x)	0.000396	Param Inter 1 of 2
Boron (mg/L)	BGWC-19	0.04002	n/a	2/16/2022	0.35	Yes	68	0.1168	0.03863	17.65	Kaplan-Meier	sqrt(x)	0.000396	Param Inter 1 of 2
Boron (mg/L)	BGWC-20	0.04002	n/a	2/16/2022	4.2	Yes	68	0.1168	0.03863	17.65	Kaplan-Meier	sqrt(x)	0.000396	Param Inter 1 of 2
Boron (mg/L)	BGWC-21	0.04002	n/a	2/16/2022	0.053	Yes	68	0.1168	0.03863	17.65	Kaplan-Meier	sqrt(x)	0.000396	Param Inter 1 of 2
Boron (mg/L)	BGWC-22	0.04002	n/a	2/15/2022	19.3	Yes	68	0.1168	0.03863	17.65	Kaplan-Meier	sqrt(x)	0.000396	Param Inter 1 of 2
Boron (mg/L)	BGWC-23	0.04002	n/a	2/14/2022	18.1	Yes	68	0.1168	0.03863	17.65	Kaplan-Meier	sqrt(x)	0.000396	Param Inter 1 of 2
Boron (mg/L)	BGWC-24	0.04002	n/a	2/15/2022	28.5	Yes	68	0.1168	0.03863	17.65	Kaplan-Meier	sqrt(x)	0.000396	Param Inter 1 of 2
Boron (mg/L)	BGWC-25	0.04002	n/a	2/16/2022	0.048	Yes	68	0.1168	0.03863	17.65	Kaplan-Meier	sqrt(x)	0.000396	Param Inter 1 of 2
Boron (mg/L)	BGWC-30	0.04002	n/a	2/14/2022	3.5	Yes	68	0.1168	0.03863	17.65	Kaplan-Meier	sqrt(x)	0.000396	Param Inter 1 of 2
Boron (mg/L)	BGWC-7	0.04002	n/a	2/11/2022	1.2	Yes	68	0.1168	0.03863	17.65	Kaplan-Meier	sqrt(x)	0.000396	Param Inter 1 of 2
Boron (mg/L)	BGWC-8	0.04002	n/a	2/10/2022	0.051	Yes	68	0.1168	0.03863	17.65	Kaplan-Meier	sqrt(x)	0.000396	Param Inter 1 of 2
Boron (mg/L)	BGWC-9	0.04002	n/a	2/10/2022	0.46	Yes	68	0.1168	0.03863	17.65	Kaplan-Meier	sqrt(x)	0.000396	Param Inter 1 of 2
Calcium (mg/L)	BGWC-12	117	n/a	2/11/2022	164	Yes	68	n/a	n/a	0	n/a	n/a	0.0004041	NP Inter (normality) 1 of 2
Calcium (mg/L)	BGWC-16	117	n/a	2/11/2022	160	Yes	68	n/a	n/a	0	n/a	n/a	0.0004041	NP Inter (normality) 1 of 2
Calcium (mg/L)	BGWC-20	117	n/a	2/16/2022	288	Yes	68	n/a	n/a	0	n/a	n/a	0.0004041	NP Inter (normality) 1 of 2
Calcium (mg/L)	BGWC-22	117	n/a	2/15/2022	680	Yes	68	n/a	n/a	0	n/a	n/a	0.0004041	NP Inter (normality) 1 of 2
Calcium (mg/L)	BGWC-23	117	n/a	2/14/2022	740	Yes	68	n/a	n/a	0	n/a	n/a	0.0004041	NP Inter (normality) 1 of 2
Calcium (mg/L)	BGWC-24	117	n/a	2/15/2022	791	Yes	68	n/a	n/a	0	n/a	n/a	0.0004041	NP Inter (normality) 1 of 2
Calcium (mg/L)	BGWC-30	117	n/a	2/14/2022	129	Yes	68	n/a	n/a	0	n/a	n/a	0.0004041	NP Inter (normality) 1 of 2
Calcium (mg/L)	BGWC-7	117	n/a	2/11/2022	148	Yes	68	n/a	n/a	0	n/a	n/a	0.0004041	NP Inter (normality) 1 of 2
Chloride (mg/L)	BGWC-10	9.259	n/a	2/11/2022	28.2	Yes	67	1.864	0.5465	0	None	sqrt(x)	0.000396	Param Inter 1 of 2
Chloride (mg/L)	BGWC-12	9.259	n/a	2/11/2022	16.4	Yes	67	1.864	0.5465	0	None	sqrt(x)	0.000396	Param Inter 1 of 2
Chloride (mg/L)	BGWC-14A	9.259	n/a	2/9/2022	10.8	Yes	67	1.864	0.5465	0	None	sqrt(x)	0.000396	Param Inter 1 of 2
Chloride (mg/L)	BGWC-16	9.259	n/a	2/11/2022	22.3	Yes	67	1.864	0.5465	0	None	sqrt(x)	0.000396	Param Inter 1 of 2
Chloride (mg/L)	BGWC-17	9.259	n/a	2/11/2022	38.5	Yes	67	1.864	0.5465	0	None	sqrt(x)	0.000396	Param Inter 1 of 2
Chloride (mg/L)	BGWC-20	9.259	n/a	2/16/2022	141	Yes	67	1.864	0.5465	0	None	sqrt(x)	0.000396	Param Inter 1 of 2
Chloride (mg/L)	BGWC-22	9.259	n/a	2/15/2022	789	Yes	67	1.864	0.5465	0	None	sqrt(x)	0.000396	Param Inter 1 of 2
Chloride (mg/L)	BGWC-23	9.259	n/a	2/14/2022	925	Yes	67	1.864	0.5465	0	None	sqrt(x)	0.000396	Param Inter 1 of 2
Chloride (mg/L)	BGWC-24	9.259	n/a	2/15/2022	1120	Yes	67	1.864	0.5465	0	None	sqrt(x)	0.000396	Param Inter 1 of 2
Chloride (mg/L)	BGWC-30	9.259	n/a	2/14/2022	146	Yes	67	1.864	0.5465	0	None	sqrt(x)	0.000396	Param Inter 1 of 2
pH (s.u.)	BGWC-16	8.342	6.742	2/11/2022	6.57	Yes	79	57.52	5.646	0	None	x^2	0.000198	Param Inter 1 of 2
pH (s.u.)	BGWC-18	8.342	6.742	2/16/2022	6.37	Yes	79	57.52	5.646	0	None	x^2	0.000198	Param Inter 1 of 2
pH (s.u.)	BGWC-19	8.342	6.742	2/16/2022	6.57	Yes	79	57.52	5.646	0	None	x^2	0.000198	Param Inter 1 of 2
pH (s.u.)	BGWC-24	8.342	6.742	2/15/2022	6.66	Yes	79	57.52	5.646	0	None	x^2	0.000198	Param Inter 1 of 2
Sulfate (mg/L)	BGWC-10	78	n/a	2/11/2022	86.1	Yes	67	n/a	n/a	0	n/a	n/a	0.0004169	NP Inter (normality) 1 of 2
Sulfate (mg/L)	BGWC-12	78	n/a	2/11/2022	343	Yes	67	n/a	n/a	0	n/a	n/a	0.0004169	NP Inter (normality) 1 of 2
Sulfate (mg/L)	BGWC-14A	78	n/a	2/9/2022	130	Yes	67	n/a	n/a	0	n/a	n/a	0.0004169	NP Inter (normality) 1 of 2
Sulfate (mg/L)	BGWC-16	78	n/a	2/11/2022	358	Yes	67	n/a	n/a	0	n/a	n/a	0.0004169	NP Inter (normality) 1 of 2
Sulfate (mg/L)	BGWC-17	78	n/a	2/11/2022	88.7	Yes	67	n/a	n/a	0	n/a	n/a	0.0004169	NP Inter (normality) 1 of 2
Sulfate (mg/L)	BGWC-19	78	n/a	2/16/2022	79.6	Yes	67	n/a	n/a	0	n/a	n/a	0.0004169	NP Inter (normality) 1 of 2
Sulfate (mg/L)	BGWC-20	78	n/a	2/16/2022	555	Yes	67	n/a	n/a	0	n/a	n/a	0.0004169	NP Inter (normality) 1 of 2
Sulfate (mg/L)	BGWC-22	78	n/a	2/15/2022	789	Yes	67	n/a	n/a	0	n/a	n/a	0.0004169	NP Inter (normality) 1 of 2
Sulfate (mg/L)	BGWC-23	78	n/a	2/14/2022	622	Yes	67	n/a	n/a	0	n/a	n/a	0.0004169	NP Inter (normality) 1 of 2
Sulfate (mg/L)	BGWC-24	78	n/a	2/15/2022	473	Yes	67	n/a	n/a	0	n/a	n/a	0.0004169	NP Inter (normality) 1 of 2
Sulfate (mg/L)	BGWC-7	78	n/a	2/11/2022	225	Yes	67	n/a	n/a	0	n/a	n/a	0.0004169	NP Inter (normality) 1 of 2
Total Dissolved Solids (mg/L)	BGWC-12	468.1	n/a	2/11/2022	816	Yes	66	14.61	3.252	0	None	sqrt(x)	0.000396	Param Inter 1 of 2
Total Dissolved Solids (mg/L)	BGWC-16	468.1	n/a	2/11/2022	782	Yes	66	14.61	3.252	0	None	sqrt(x)	0.000396	Param Inter 1 of 2
Total Dissolved Solids (mg/L)	BGWC-20	468.1	n/a	2/16/2022	1180	Yes	66	14.61	3.252	0	None	sqrt(x)	0.000396	Param Inter 1 of 2
Total Dissolved Solids (mg/L)	BGWC-22	468.1	n/a	2/15/2022	3340	Yes	66	14.61	3.252	0	None	sqrt(x)	0.000396	Param Inter 1 of 2
Total Dissolved Solids (mg/L)	BGWC-23	468.1	n/a	2/14/2022	3350	Yes	66	14.61	3.252	0	None	sqrt(x)	0.000396	Param Inter 1 of 2
Total Dissolved Solids (mg/L)	BGWC-24	468.1	n/a	2/15/2022	3890	Yes	66	14.61	3.252	0	None	sqrt(x)	0.000396	Param Inter 1 of 2
Total Dissolved Solids (mg/L)	BGWC-30	468.1	n/a	2/14/2022	618	Yes	66	14.61	3.252	0	None	sqrt(x)	0.000396	Param Inter 1 of 2
Total Dissolved Solids (mg/L)	BGWC-7	468.1	n/a	2/11/2022	618	Yes	66	14.61	3.252	0	None	sqrt(x)	0.000396	Param Inter 1 of 2

Interwell Prediction Limits - All Results

Plant Bowen Client: Southern Company Data: Bowen AP-1 Printed 5/23/2022, 9:50 AM

Constituent	Well	Upper Lim.	Lower Lim.	Date	Observ.	Sig.	Bg N	Bg Mean	Std. Dev.	%NDs	ND Adj.	Transform	Alpha	Method
Boron (mg/L)	**BGWC-10**	**0.04002**	**n/a**	**2/11/2022**	**0.5**	**Yes**	**68**	**0.1168**	**0.03863**	**17.65**	**Kaplan-Meier**	**sqrt(x)**	**0.000396**	**Param Inter 1 of 2**
Boron (mg/L)	**BGWC-12**	**0.04002**	**n/a**	**2/11/2022**	**1.2**	**Yes**	**68**	**0.1168**	**0.03863**	**17.65**	**Kaplan-Meier**	**sqrt(x)**	**0.000396**	**Param Inter 1 of 2**
Boron (mg/L)	**BGWC-14A**	**0.04002**	**n/a**	**2/9/2022**	**0.57**	**Yes**	**68**	**0.1168**	**0.03863**	**17.65**	**Kaplan-Meier**	**sqrt(x)**	**0.000396**	**Param Inter 1 of 2**
Boron (mg/L)	**BGWC-16**	**0.04002**	**n/a**	**2/11/2022**	**1.5**	**Yes**	**68**	**0.1168**	**0.03863**	**17.65**	**Kaplan-Meier**	**sqrt(x)**	**0.000396**	**Param Inter 1 of 2**
Boron (mg/L)	**BGWC-17**	**0.04002**	**n/a**	**2/11/2022**	**1.2**	**Yes**	**68**	**0.1168**	**0.03863**	**17.65**	**Kaplan-Meier**	**sqrt(x)**	**0.000396**	**Param Inter 1 of 2**
Boron (mg/L)	**BGWC-18**	**0.04002**	**n/a**	**2/16/2022**	**0.56**	**Yes**	**68**	**0.1168**	**0.03863**	**17.65**	**Kaplan-Meier**	**sqrt(x)**	**0.000396**	**Param Inter 1 of 2**
Boron (mg/L)	**BGWC-19**	**0.04002**	**n/a**	**2/16/2022**	**0.35**	**Yes**	**68**	**0.1168**	**0.03863**	**17.65**	**Kaplan-Meier**	**sqrt(x)**	**0.000396**	**Param Inter 1 of 2**
Boron (mg/L)	**BGWC-20**	**0.04002**	**n/a**	**2/16/2022**	**4.2**	**Yes**	**68**	**0.1168**	**0.03863**	**17.65**	**Kaplan-Meier**	**sqrt(x)**	**0.000396**	**Param Inter 1 of 2**
Boron (mg/L)	**BGWC-21**	**0.04002**	**n/a**	**2/16/2022**	**0.053**	**Yes**	**68**	**0.1168**	**0.03863**	**17.65**	**Kaplan-Meier**	**sqrt(x)**	**0.000396**	**Param Inter 1 of 2**
Boron (mg/L)	**BGWC-22**	**0.04002**	**n/a**	**2/15/2022**	**19.3**	**Yes**	**68**	**0.1168**	**0.03863**	**17.65**	**Kaplan-Meier**	**sqrt(x)**	**0.000396**	**Param Inter 1 of 2**
Boron (mg/L)	**BGWC-23**	**0.04002**	**n/a**	**2/14/2022**	**18.1**	**Yes**	**68**	**0.1168**	**0.03863**	**17.65**	**Kaplan-Meier**	**sqrt(x)**	**0.000396**	**Param Inter 1 of 2**
Boron (mg/L)	**BGWC-24**	**0.04002**	**n/a**	**2/15/2022**	**28.5**	**Yes**	**68**	**0.1168**	**0.03863**	**17.65**	**Kaplan-Meier**	**sqrt(x)**	**0.000396**	**Param Inter 1 of 2**
Boron (mg/L)	**BGWC-25**	**0.04002**	**n/a**	**2/16/2022**	**0.048**	**Yes**	**68**	**0.1168**	**0.03863**	**17.65**	**Kaplan-Meier**	**sqrt(x)**	**0.000396**	**Param Inter 1 of 2**
Boron (mg/L)	**BGWC-30**	**0.04002**	**n/a**	**2/14/2022**	**3.5**	**Yes**	**68**	**0.1168**	**0.03863**	**17.65**	**Kaplan-Meier**	**sqrt(x)**	**0.000396**	**Param Inter 1 of 2**
Boron (mg/L)	**BGWC-7**	**0.04002**	**n/a**	**2/11/2022**	**1.2**	**Yes**	**68**	**0.1168**	**0.03863**	**17.65**	**Kaplan-Meier**	**sqrt(x)**	**0.000396**	**Param Inter 1 of 2**
Boron (mg/L)	**BGWC-8**	**0.04002**	**n/a**	**2/10/2022**	**0.051**	**Yes**	**68**	**0.1168**	**0.03863**	**17.65**	**Kaplan-Meier**	**sqrt(x)**	**0.000396**	**Param Inter 1 of 2**
Boron (mg/L)	**BGWC-9**	**0.04002**	**n/a**	**2/10/2022**	**0.46**	**Yes**	**68**	**0.1168**	**0.03863**	**17.65**	**Kaplan-Meier**	**sqrt(x)**	**0.000396**	**Param Inter 1 of 2**
Calcium (mg/L)	BGWC-10	117	n/a	2/11/2022	66.2	No	68	n/a	n/a	0	n/a	n/a	0.0004041	NP Inter (normality) 1 of 2
Calcium (mg/L)	**BGWC-12**	**117**	**n/a**	**2/11/2022**	**164**	**Yes**	**68**	**n/a**	**n/a**	**0**	**n/a**	**n/a**	**0.0004041**	**NP Inter (normality) 1 of 2**
Calcium (mg/L)	BGWC-14A	117	n/a	2/9/2022	97.5	No	68	n/a	n/a	0	n/a	n/a	0.0004041	NP Inter (normality) 1 of 2
Calcium (mg/L)	**BGWC-16**	**117**	**n/a**	**2/11/2022**	**160**	**Yes**	**68**	**n/a**	**n/a**	**0**	**n/a**	**n/a**	**0.0004041**	**NP Inter (normality) 1 of 2**
Calcium (mg/L)	BGWC-17	117	n/a	2/11/2022	83.5	No	68	n/a	n/a	0	n/a	n/a	0.0004041	NP Inter (normality) 1 of 2
Calcium (mg/L)	BGWC-18	117	n/a	2/16/2022	49	No	68	n/a	n/a	0	n/a	n/a	0.0004041	NP Inter (normality) 1 of 2
Calcium (mg/L)	BGWC-19	117	n/a	2/16/2022	60.5	No	68	n/a	n/a	0	n/a	n/a	0.0004041	NP Inter (normality) 1 of 2
Calcium (mg/L)	**BGWC-20**	**117**	**n/a**	**2/16/2022**	**288**	**Yes**	**68**	**n/a**	**n/a**	**0**	**n/a**	**n/a**	**0.0004041**	**NP Inter (normality) 1 of 2**
Calcium (mg/L)	BGWC-21	117	n/a	2/16/2022	44.1	No	68	n/a	n/a	0	n/a	n/a	0.0004041	NP Inter (normality) 1 of 2
Calcium (mg/L)	**BGWC-22**	**117**	**n/a**	**2/15/2022**	**680**	**Yes**	**68**	**n/a**	**n/a**	**0**	**n/a**	**n/a**	**0.0004041**	**NP Inter (normality) 1 of 2**
Calcium (mg/L)	**BGWC-23**	**117**	**n/a**	**2/14/2022**	**740**	**Yes**	**68**	**n/a**	**n/a**	**0**	**n/a**	**n/a**	**0.0004041**	**NP Inter (normality) 1 of 2**
Calcium (mg/L)	**BGWC-24**	**117**	**n/a**	**2/15/2022**	**791**	**Yes**	**68**	**n/a**	**n/a**	**0**	**n/a**	**n/a**	**0.0004041**	**NP Inter (normality) 1 of 2**
Calcium (mg/L)	BGWC-25	117	n/a	2/16/2022	51.4	No	68	n/a	n/a	0	n/a	n/a	0.0004041	NP Inter (normality) 1 of 2
Calcium (mg/L)	**BGWC-30**	**117**	**n/a**	**2/14/2022**	**129**	**Yes**	**68**	**n/a**	**n/a**	**0**	**n/a**	**n/a**	**0.0004041**	**NP Inter (normality) 1 of 2**
Calcium (mg/L)	**BGWC-7**	**117**	**n/a**	**2/11/2022**	**148**	**Yes**	**68**	**n/a**	**n/a**	**0**	**n/a**	**n/a**	**0.0004041**	**NP Inter (normality) 1 of 2**
Calcium (mg/L)	BGWC-8	117	n/a	2/10/2022	44.9	No	68	n/a	n/a	0	n/a	n/a	0.0004041	NP Inter (normality) 1 of 2
Calcium (mg/L)	BGWC-9	117	n/a	2/10/2022	65.6	No	68	n/a	n/a	0	n/a	n/a	0.0004041	NP Inter (normality) 1 of 2
Chloride (mg/L)	**BGWC-10**	**9.259**	**n/a**	**2/11/2022**	**28.2**	**Yes**	**67**	**1.864**	**0.5465**	**0**	**None**	**sqrt(x)**	**0.000396**	**Param Inter 1 of 2**
Chloride (mg/L)	**BGWC-12**	**9.259**	**n/a**	**2/11/2022**	**16.4**	**Yes**	**67**	**1.864**	**0.5465**	**0**	**None**	**sqrt(x)**	**0.000396**	**Param Inter 1 of 2**
Chloride (mg/L)	**BGWC-14A**	**9.259**	**n/a**	**2/9/2022**	**10.8**	**Yes**	**67**	**1.864**	**0.5465**	**0**	**None**	**sqrt(x)**	**0.000396**	**Param Inter 1 of 2**
Chloride (mg/L)	**BGWC-16**	**9.259**	**n/a**	**2/11/2022**	**22.3**	**Yes**	**67**	**1.864**	**0.5465**	**0**	**None**	**sqrt(x)**	**0.000396**	**Param Inter 1 of 2**
Chloride (mg/L)	**BGWC-17**	**9.259**	**n/a**	**2/11/2022**	**38.5**	**Yes**	**67**	**1.864**	**0.5465**	**0**	**None**	**sqrt(x)**	**0.000396**	**Param Inter 1 of 2**
Chloride (mg/L)	BGWC-18	9.259	n/a	2/16/2022	7.7	No	67	1.864	0.5465	0	None	sqrt(x)	0.000396	Param Inter 1 of 2
Chloride (mg/L)	BGWC-19	9.259	n/a	2/16/2022	6.7	No	67	1.864	0.5465	0	None	sqrt(x)	0.000396	Param Inter 1 of 2
Chloride (mg/L)	**BGWC-20**	**9.259**	**n/a**	**2/16/2022**	**141**	**Yes**	**67**	**1.864**	**0.5465**	**0**	**None**	**sqrt(x)**	**0.000396**	**Param Inter 1 of 2**
Chloride (mg/L)	BGWC-21	9.259	n/a	2/16/2022	4	No	67	1.864	0.5465	0	None	sqrt(x)	0.000396	Param Inter 1 of 2
Chloride (mg/L)	**BGWC-22**	**9.259**	**n/a**	**2/15/2022**	**789**	**Yes**	**67**	**1.864**	**0.5465**	**0**	**None**	**sqrt(x)**	**0.000396**	**Param Inter 1 of 2**
Chloride (mg/L)	**BGWC-23**	**9.259**	**n/a**	**2/14/2022**	**925**	**Yes**	**67**	**1.864**	**0.5465**	**0**	**None**	**sqrt(x)**	**0.000396**	**Param Inter 1 of 2**
Chloride (mg/L)	**BGWC-24**	**9.259**	**n/a**	**2/15/2022**	**1120**	**Yes**	**67**	**1.864**	**0.5465**	**0**	**None**	**sqrt(x)**	**0.000396**	**Param Inter 1 of 2**
Chloride (mg/L)	BGWC-25	9.259	n/a	2/16/2022	5.7	No	67	1.864	0.5465	0	None	sqrt(x)	0.000396	Param Inter 1 of 2
Chloride (mg/L)	**BGWC-30**	**9.259**	**n/a**	**2/14/2022**	**146**	**Yes**	**67**	**1.864**	**0.5465**	**0**	**None**	**sqrt(x)**	**0.000396**	**Param Inter 1 of 2**
Chloride (mg/L)	BGWC-7	9.259	n/a	2/11/2022	8	No	67	1.864	0.5465	0	None	sqrt(x)	0.000396	Param Inter 1 of 2
Chloride (mg/L)	BGWC-8	9.259	n/a	2/10/2022	1.6	No	67	1.864	0.5465	0	None	sqrt(x)	0.000396	Param Inter 1 of 2
Chloride (mg/L)	BGWC-9	9.259	n/a	2/10/2022	8.9	No	67	1.864	0.5465	0	None	sqrt(x)	0.000396	Param Inter 1 of 2
Fluoride (mg/L)	BGWC-10	0.57	n/a	2/11/2022	0.1ND	No	78	n/a	n/a	52.56	n/a	n/a	0.0003105	NP Inter (NDs) 1 of 2
Fluoride (mg/L)	BGWC-12	0.57	n/a	2/11/2022	0.1ND	No	78	n/a	n/a	52.56	n/a	n/a	0.0003105	NP Inter (NDs) 1 of 2
Fluoride (mg/L)	BGWC-14A	0.57	n/a	2/9/2022	0.1ND	No	78	n/a	n/a	52.56	n/a	n/a	0.0003105	NP Inter (NDs) 1 of 2
Fluoride (mg/L)	BGWC-16	0.57	n/a	2/11/2022	0.056J	No	78	n/a	n/a	52.56	n/a	n/a	0.0003105	NP Inter (NDs) 1 of 2
Fluoride (mg/L)	BGWC-17	0.57	n/a	2/11/2022	0.1	No	78	n/a	n/a	52.56	n/a	n/a	0.0003105	NP Inter (NDs) 1 of 2
Fluoride (mg/L)	BGWC-18	0.57	n/a	2/16/2022	0.1ND	No	78	n/a	n/a	52.56	n/a	n/a	0.0003105	NP Inter (NDs) 1 of 2
Fluoride (mg/L)	BGWC-19	0.57	n/a	2/16/2022	0.1ND	No	78	n/a	n/a	52.56	n/a	n/a	0.0003105	NP Inter (NDs) 1 of 2
Fluoride (mg/L)	BGWC-20	0.57	n/a	2/16/2022	0.1ND	No	78	n/a	n/a	52.56	n/a	n/a	0.0003105	NP Inter (NDs) 1 of 2
Fluoride (mg/L)	BGWC-21	0.57	n/a	2/16/2022	0.1ND	No	78	n/a	n/a	52.56	n/a	n/a	0.0003105	NP Inter (NDs) 1 of 2

Interwell Prediction Limits - All Results

Plant Bowen Client: Southern Company Data: Bowen AP-1 Printed 5/23/2022, 9:50 AM

Constituent	Well	Upper Lim.	Lower Lim.	Date	Observ.	Sig.	Bg N	Bg Mean	Std. Dev.	%NDs	ND Adj.	Transform	Alpha	Method
Fluoride (mg/L)	BGWC-22	0.57	n/a	2/15/2022	0.24	No	78	n/a	n/a	52.56	n/a	n/a	0.0003105	NP Inter (NDs) 1 of 2
Fluoride (mg/L)	BGWC-23	0.57	n/a	2/14/2022	0.1ND	No	78	n/a	n/a	52.56	n/a	n/a	0.0003105	NP Inter (NDs) 1 of 2
Fluoride (mg/L)	BGWC-24	0.57	n/a	2/15/2022	0.1ND	No	78	n/a	n/a	52.56	n/a	n/a	0.0003105	NP Inter (NDs) 1 of 2
Fluoride (mg/L)	BGWC-25	0.57	n/a	2/16/2022	0.1ND	No	78	n/a	n/a	52.56	n/a	n/a	0.0003105	NP Inter (NDs) 1 of 2
Fluoride (mg/L)	BGWC-30	0.57	n/a	2/14/2022	0.075J	No	78	n/a	n/a	52.56	n/a	n/a	0.0003105	NP Inter (NDs) 1 of 2
Fluoride (mg/L)	BGWC-7	0.57	n/a	2/11/2022	0.12	No	78	n/a	n/a	52.56	n/a	n/a	0.0003105	NP Inter (NDs) 1 of 2
Fluoride (mg/L)	BGWC-8	0.57	n/a	2/10/2022	0.1ND	No	78	n/a	n/a	52.56	n/a	n/a	0.0003105	NP Inter (NDs) 1 of 2
Fluoride (mg/L)	BGWC-9	0.57	n/a	2/10/2022	0.071J	No	78	n/a	n/a	52.56	n/a	n/a	0.0003105	NP Inter (NDs) 1 of 2
pH (s.u.)	BGWC-10	8.342	6.742	2/11/2022	7.58	No	79	57.52	5.646	0	None	x^2	0.000198	Param Inter 1 of 2
pH (s.u.)	BGWC-12	8.342	6.742	2/11/2022	7.18	No	79	57.52	5.646	0	None	x^2	0.000198	Param Inter 1 of 2
pH (s.u.)	BGWC-14A	8.342	6.742	2/9/2022	7.01	No	79	57.52	5.646	0	None	x^2	0.000198	Param Inter 1 of 2
pH (s.u.)	**BGWC-16**	**8.342**	**6.742**	**2/11/2022**	**6.57**	**Yes**	**79**	**57.52**	**5.646**	**0**	**None**	**x^2**	**0.000198**	**Param Inter 1 of 2**
pH (s.u.)	BGWC-17	8.342	6.742	2/11/2022	7.27	No	79	57.52	5.646	0	None	x^2	0.000198	Param Inter 1 of 2
pH (s.u.)	**BGWC-18**	**8.342**	**6.742**	**2/16/2022**	**6.37**	**Yes**	**79**	**57.52**	**5.646**	**0**	**None**	**x^2**	**0.000198**	**Param Inter 1 of 2**
pH (s.u.)	**BGWC-19**	**8.342**	**6.742**	**2/16/2022**	**6.57**	**Yes**	**79**	**57.52**	**5.646**	**0**	**None**	**x^2**	**0.000198**	**Param Inter 1 of 2**
pH (s.u.)	BGWC-20	8.342	6.742	2/16/2022	7.31	No	79	57.52	5.646	0	None	x^2	0.000198	Param Inter 1 of 2
pH (s.u.)	BGWC-21	8.342	6.742	2/16/2022	7.9	No	79	57.52	5.646	0	None	x^2	0.000198	Param Inter 1 of 2
pH (s.u.)	BGWC-22	8.342	6.742	2/15/2022	6.89	No	79	57.52	5.646	0	None	x^2	0.000198	Param Inter 1 of 2
pH (s.u.)	BGWC-23	8.342	6.742	2/14/2022	7.15	No	79	57.52	5.646	0	None	x^2	0.000198	Param Inter 1 of 2
pH (s.u.)	**BGWC-24**	**8.342**	**6.742**	**2/15/2022**	**6.66**	**Yes**	**79**	**57.52**	**5.646**	**0**	**None**	**x^2**	**0.000198**	**Param Inter 1 of 2**
pH (s.u.)	BGWC-25	8.342	6.742	2/16/2022	7.3	No	79	57.52	5.646	0	None	x^2	0.000198	Param Inter 1 of 2
pH (s.u.)	BGWC-30	8.342	6.742	2/14/2022	7.29	No	79	57.52	5.646	0	None	x^2	0.000198	Param Inter 1 of 2
pH (s.u.)	BGWC-7	8.342	6.742	2/11/2022	7.05	No	79	57.52	5.646	0	None	x^2	0.000198	Param Inter 1 of 2
pH (s.u.)	BGWC-8	8.342	6.742	2/10/2022	7.59	No	79	57.52	5.646	0	None	x^2	0.000198	Param Inter 1 of 2
pH (s.u.)	BGWC-9	8.342	6.742	2/10/2022	7.28	No	79	57.52	5.646	0	None	x^2	0.000198	Param Inter 1 of 2
Sulfate (mg/L)	**BGWC-10**	**78**	**n/a**	**2/11/2022**	**86.1**	**Yes**	**67**	**n/a**	**n/a**	**0**	**n/a**	**n/a**	**0.0004169**	**NP Inter (normality) 1 of 2**
Sulfate (mg/L)	**BGWC-12**	**78**	**n/a**	**2/11/2022**	**343**	**Yes**	**67**	**n/a**	**n/a**	**0**	**n/a**	**n/a**	**0.0004169**	**NP Inter (normality) 1 of 2**
Sulfate (mg/L)	**BGWC-14A**	**78**	**n/a**	**2/9/2022**	**130**	**Yes**	**67**	**n/a**	**n/a**	**0**	**n/a**	**n/a**	**0.0004169**	**NP Inter (normality) 1 of 2**
Sulfate (mg/L)	**BGWC-16**	**78**	**n/a**	**2/11/2022**	**358**	**Yes**	**67**	**n/a**	**n/a**	**0**	**n/a**	**n/a**	**0.0004169**	**NP Inter (normality) 1 of 2**
Sulfate (mg/L)	**BGWC-17**	**78**	**n/a**	**2/11/2022**	**88.7**	**Yes**	**67**	**n/a**	**n/a**	**0**	**n/a**	**n/a**	**0.0004169**	**NP Inter (normality) 1 of 2**
Sulfate (mg/L)	BGWC-18	78	n/a	2/16/2022	61.5	No	67	n/a	n/a	0	n/a	n/a	0.0004169	NP Inter (normality) 1 of 2
Sulfate (mg/L)	**BGWC-19**	**78**	**n/a**	**2/16/2022**	**79.6**	**Yes**	**67**	**n/a**	**n/a**	**0**	**n/a**	**n/a**	**0.0004169**	**NP Inter (normality) 1 of 2**
Sulfate (mg/L)	**BGWC-20**	**78**	**n/a**	**2/16/2022**	**555**	**Yes**	**67**	**n/a**	**n/a**	**0**	**n/a**	**n/a**	**0.0004169**	**NP Inter (normality) 1 of 2**
Sulfate (mg/L)	BGWC-21	78	n/a	2/16/2022	48.7	No	67	n/a	n/a	0	n/a	n/a	0.0004169	NP Inter (normality) 1 of 2
Sulfate (mg/L)	**BGWC-22**	**78**	**n/a**	**2/15/2022**	**789**	**Yes**	**67**	**n/a**	**n/a**	**0**	**n/a**	**n/a**	**0.0004169**	**NP Inter (normality) 1 of 2**
Sulfate (mg/L)	**BGWC-23**	**78**	**n/a**	**2/14/2022**	**622**	**Yes**	**67**	**n/a**	**n/a**	**0**	**n/a**	**n/a**	**0.0004169**	**NP Inter (normality) 1 of 2**
Sulfate (mg/L)	**BGWC-24**	**78**	**n/a**	**2/15/2022**	**473**	**Yes**	**67**	**n/a**	**n/a**	**0**	**n/a**	**n/a**	**0.0004169**	**NP Inter (normality) 1 of 2**
Sulfate (mg/L)	BGWC-25	78	n/a	2/16/2022	13.7	No	67	n/a	n/a	0	n/a	n/a	0.0004169	NP Inter (normality) 1 of 2
Sulfate (mg/L)	BGWC-30	78	n/a	2/14/2022	74.4	No	67	n/a	n/a	0	n/a	n/a	0.0004169	NP Inter (normality) 1 of 2
Sulfate (mg/L)	**BGWC-7**	**78**	**n/a**	**2/11/2022**	**225**	**Yes**	**67**	**n/a**	**n/a**	**0**	**n/a**	**n/a**	**0.0004169**	**NP Inter (normality) 1 of 2**
Sulfate (mg/L)	BGWC-8	78	n/a	2/10/2022	27.2	No	67	n/a	n/a	0	n/a	n/a	0.0004169	NP Inter (normality) 1 of 2
Sulfate (mg/L)	BGWC-9	78	n/a	2/10/2022	70	No	67	n/a	n/a	0	n/a	n/a	0.0004169	NP Inter (normality) 1 of 2
Total Dissolved Solids (mg/L)	BGWC-10	468.1	n/a	2/11/2022	360	No	66	14.61	3.252	0	None	sqrt(x)	0.000396	Param Inter 1 of 2
Total Dissolved Solids (mg/L)	**BGWC-12**	**468.1**	**n/a**	**2/11/2022**	**816**	**Yes**	**66**	**14.61**	**3.252**	**0**	**None**	**sqrt(x)**	**0.000396**	**Param Inter 1 of 2**
Total Dissolved Solids (mg/L)	BGWC-14A	468.1	n/a	2/9/2022	468	No	66	14.61	3.252	0	None	sqrt(x)	0.000396	Param Inter 1 of 2
Total Dissolved Solids (mg/L)	**BGWC-16**	**468.1**	**n/a**	**2/11/2022**	**782**	**Yes**	**66**	**14.61**	**3.252**	**0**	**None**	**sqrt(x)**	**0.000396**	**Param Inter 1 of 2**
Total Dissolved Solids (mg/L)	BGWC-17	468.1	n/a	2/11/2022	392	No	66	14.61	3.252	0	None	sqrt(x)	0.000396	Param Inter 1 of 2
Total Dissolved Solids (mg/L)	BGWC-18	468.1	n/a	2/16/2022	253	No	66	14.61	3.252	0	None	sqrt(x)	0.000396	Param Inter 1 of 2
Total Dissolved Solids (mg/L)	BGWC-19	468.1	n/a	2/16/2022	288	No	66	14.61	3.252	0	None	sqrt(x)	0.000396	Param Inter 1 of 2
Total Dissolved Solids (mg/L)	**BGWC-20**	**468.1**	**n/a**	**2/16/2022**	**1180**	**Yes**	**66**	**14.61**	**3.252**	**0**	**None**	**sqrt(x)**	**0.000396**	**Param Inter 1 of 2**
Total Dissolved Solids (mg/L)	BGWC-21	468.1	n/a	2/16/2022	235	No	66	14.61	3.252	0	None	sqrt(x)	0.000396	Param Inter 1 of 2
Total Dissolved Solids (mg/L)	**BGWC-22**	**468.1**	**n/a**	**2/15/2022**	**3340**	**Yes**	**66**	**14.61**	**3.252**	**0**	**None**	**sqrt(x)**	**0.000396**	**Param Inter 1 of 2**
Total Dissolved Solids (mg/L)	**BGWC-23**	**468.1**	**n/a**	**2/14/2022**	**3350**	**Yes**	**66**	**14.61**	**3.252**	**0**	**None**	**sqrt(x)**	**0.000396**	**Param Inter 1 of 2**
Total Dissolved Solids (mg/L)	**BGWC-24**	**468.1**	**n/a**	**2/15/2022**	**3890**	**Yes**	**66**	**14.61**	**3.252**	**0**	**None**	**sqrt(x)**	**0.000396**	**Param Inter 1 of 2**
Total Dissolved Solids (mg/L)	BGWC-25	468.1	n/a	2/16/2022	235	No	66	14.61	3.252	0	None	sqrt(x)	0.000396	Param Inter 1 of 2
Total Dissolved Solids (mg/L)	**BGWC-30**	**468.1**	**n/a**	**2/14/2022**	**618**	**Yes**	**66**	**14.61**	**3.252**	**0**	**None**	**sqrt(x)**	**0.000396**	**Param Inter 1 of 2**
Total Dissolved Solids (mg/L)	**BGWC-7**	**468.1**	**n/a**	**2/11/2022**	**618**	**Yes**	**66**	**14.61**	**3.252**	**0**	**None**	**sqrt(x)**	**0.000396**	**Param Inter 1 of 2**
Total Dissolved Solids (mg/L)	BGWC-8	468.1	n/a	2/10/2022	259	No	66	14.61	3.252	0	None	sqrt(x)	0.000396	Param Inter 1 of 2
Total Dissolved Solids (mg/L)	BGWC-9	468.1	n/a	2/10/2022	304	No	66	14.61	3.252	0	None	sqrt(x)	0.000396	Param Inter 1 of 2

Appendix III Trend Tests - Significant Results

Plant Bowen Client: Southern Company Data: Bowen AP-1 Printed 5/23/2022, 9:57 AM

Constituent	Well	Slope	Calc.	Critical	Sig.	N	%NDs	Normality	Xform	Alpha	Method
Boron (mg/L)	BGWA-48D (bg)	0.01409	40	34	Yes	11	0	n/a	n/a	0.01	NP
Boron (mg/L)	BGWC-12	0.05103	75	68	Yes	18	0	n/a	n/a	0.01	NP
Boron (mg/L)	BGWC-18	-0.07887	-80	-68	Yes	18	0	n/a	n/a	0.01	NP
Boron (mg/L)	BGWC-21	-0.01517	-76	-68	Yes	18	0	n/a	n/a	0.01	NP
Boron (mg/L)	BGWC-22	1.738	138	92	Yes	22	0	n/a	n/a	0.01	NP
Boron (mg/L)	BGWC-23	1.929	140	81	Yes	20	0	n/a	n/a	0.01	NP
Boron (mg/L)	BGWC-30	-4.234	-124	-87	Yes	21	0	n/a	n/a	0.01	NP
Boron (mg/L)	BGWC-7	-0.156	-95	-68	Yes	18	0	n/a	n/a	0.01	NP
Boron (mg/L)	BGWC-9	-0.04517	-83	-68	Yes	18	0	n/a	n/a	0.01	NP
Calcium (mg/L)	BGWA-2 (bg)	3.151	103	74	Yes	19	0	n/a	n/a	0.01	NP
Calcium (mg/L)	BGWC-12	13.94	128	68	Yes	18	0	n/a	n/a	0.01	NP
Calcium (mg/L)	BGWC-16	5.748	69	68	Yes	18	0	n/a	n/a	0.01	NP
Calcium (mg/L)	BGWC-20	14.19	101	68	Yes	18	0	n/a	n/a	0.01	NP
Calcium (mg/L)	BGWC-22	63.52	162	92	Yes	22	0	n/a	n/a	0.01	NP
Calcium (mg/L)	BGWC-23	81.76	154	81	Yes	20	0	n/a	n/a	0.01	NP
Calcium (mg/L)	BGWC-30	-70.23	-124	-87	Yes	21	0	n/a	n/a	0.01	NP
Chloride (mg/L)	BGWA-29 (bg)	-0.1487	-116	-74	Yes	19	0	n/a	n/a	0.01	NP
Chloride (mg/L)	BGWA-48D (bg)	2.655	41	34	Yes	11	0	n/a	n/a	0.01	NP
Chloride (mg/L)	BGWC-10	1.195	95	68	Yes	18	0	n/a	n/a	0.01	NP
Chloride (mg/L)	BGWC-12	-5.448	-142	-68	Yes	18	0	n/a	n/a	0.01	NP
Chloride (mg/L)	BGWC-16	-4.642	-100	-68	Yes	18	0	n/a	n/a	0.01	NP
Chloride (mg/L)	BGWC-22	64.94	120	92	Yes	22	0	n/a	n/a	0.01	NP
Chloride (mg/L)	BGWC-23	99.27	128	81	Yes	20	0	n/a	n/a	0.01	NP
Chloride (mg/L)	BGWC-30	-158.9	-128	-87	Yes	21	0	n/a	n/a	0.01	NP
pH (s.u.)	BGWA-47D (bg)	-0.1683	-42	-38	Yes	12	0	n/a	n/a	0.01	NP
pH (s.u.)	BGWA-48D (bg)	-0.2601	-44	-38	Yes	12	0	n/a	n/a	0.01	NP
pH (s.u.)	BGWC-16	-0.06281	-141	-92	Yes	22	0	n/a	n/a	0.01	NP
pH (s.u.)	BGWC-24	-0.05068	-150	-105	Yes	24	0	n/a	n/a	0.01	NP
Sulfate (mg/L)	BGWA-2 (bg)	1.551	114	74	Yes	19	0	n/a	n/a	0.01	NP
Sulfate (mg/L)	BGWA-47D (bg)	11.12	35	34	Yes	11	0	n/a	n/a	0.01	NP
Sulfate (mg/L)	BGWC-12	26.73	101	68	Yes	18	0	n/a	n/a	0.01	NP
Sulfate (mg/L)	BGWC-16	12.77	78	68	Yes	18	0	n/a	n/a	0.01	NP
Sulfate (mg/L)	BGWC-19	-9.937	-71	-68	Yes	18	0	n/a	n/a	0.01	NP
Sulfate (mg/L)	BGWC-7	-42.67	-76	-68	Yes	18	0	n/a	n/a	0.01	NP
Total Dissolved Solids (mg/L)	BGWC-12	53.16	89	68	Yes	18	0	n/a	n/a	0.01	NP
Total Dissolved Solids (mg/L)	BGWC-22	230.5	78	74	Yes	19	0	n/a	n/a	0.01	NP
Total Dissolved Solids (mg/L)	BGWC-23	267.9	111	68	Yes	18	0	n/a	n/a	0.01	NP
Total Dissolved Solids (mg/L)	BGWC-30	-429.5	-107	-74	Yes	19	0	n/a	n/a	0.01	NP
Total Dissolved Solids (mg/L)	BGWC-7	-58.31	-95	-68	Yes	18	0	n/a	n/a	0.01	NP

Appendix III Trend Tests - All Results

Plant Bowen Client: Southern Company Data: Bowen AP-1 Printed 5/23/2022, 9:57 AM

Constituent	Well	Slope	Calc.	Critical	Sig.	N	%NDs	Normality	Xform	Alpha	Method
Boron (mg/L)	BGWA-2 (bg)	-0.001057	-30	-74	No	19	10.53	n/a	n/a	0.01	NP
Boron (mg/L)	BGWA-29 (bg)	0	-20	-74	No	19	52.63	n/a	n/a	0.01	NP
Boron (mg/L)	BGWA-33 (bg)	-0.00896	-13	-21	No	8	0	n/a	n/a	0.01	NP
Boron (mg/L)	BGWA-47D (bg)	-0.003476	-16	-34	No	11	0	n/a	n/a	0.01	NP
Boron (mg/L)	**BGWA-48D (bg)**	**0.01409**	**40**	**34**	**Yes**	**11**	**0**	**n/a**	**n/a**	**0.01**	**NP**
Boron (mg/L)	BGWC-10	0	1	68	No	18	0	n/a	n/a	0.01	NP
Boron (mg/L)	**BGWC-12**	**0.05103**	**75**	**68**	**Yes**	**18**	**0**	**n/a**	**n/a**	**0.01**	**NP**
Boron (mg/L)	BGWC-14A	0.1998	15	34	No	11	0	n/a	n/a	0.01	NP
Boron (mg/L)	BGWC-16	-0.03518	-40	-68	No	18	0	n/a	n/a	0.01	NP
Boron (mg/L)	BGWC-17	-0.07626	-57	-68	No	18	0	n/a	n/a	0.01	NP
Boron (mg/L)	**BGWC-18**	**-0.07887**	**-80**	**-68**	**Yes**	**18**	**0**	**n/a**	**n/a**	**0.01**	**NP**
Boron (mg/L)	BGWC-19	-0.05978	-59	-68	No	18	0	n/a	n/a	0.01	NP
Boron (mg/L)	BGWC-20	0.1789	57	68	No	18	0	n/a	n/a	0.01	NP
Boron (mg/L)	**BGWC-21**	**-0.01517**	**-76**	**-68**	**Yes**	**18**	**0**	**n/a**	**n/a**	**0.01**	**NP**
Boron (mg/L)	**BGWC-22**	**1.738**	**138**	**92**	**Yes**	**22**	**0**	**n/a**	**n/a**	**0.01**	**NP**
Boron (mg/L)	**BGWC-23**	**1.929**	**140**	**81**	**Yes**	**20**	**0**	**n/a**	**n/a**	**0.01**	**NP**
Boron (mg/L)	BGWC-24	0.4229	15	81	No	20	0	n/a	n/a	0.01	NP
Boron (mg/L)	BGWC-25	0.004221	62	68	No	18	0	n/a	n/a	0.01	NP
Boron (mg/L)	**BGWC-30**	**-4.234**	**-124**	**-87**	**Yes**	**21**	**0**	**n/a**	**n/a**	**0.01**	**NP**
Boron (mg/L)	**BGWC-7**	**-0.156**	**-95**	**-68**	**Yes**	**18**	**0**	**n/a**	**n/a**	**0.01**	**NP**
Boron (mg/L)	BGWC-8	-0.004148	-36	-68	No	18	0	n/a	n/a	0.01	NP
Boron (mg/L)	**BGWC-9**	**-0.04517**	**-83**	**-68**	**Yes**	**18**	**0**	**n/a**	**n/a**	**0.01**	**NP**
Calcium (mg/L)	**BGWA-2 (bg)**	**3.151**	**103**	**74**	**Yes**	**19**	**0**	**n/a**	**n/a**	**0.01**	**NP**
Calcium (mg/L)	BGWA-29 (bg)	0	-1	-74	No	19	0	n/a	n/a	0.01	NP
Calcium (mg/L)	BGWA-33 (bg)	0.7439	2	21	No	8	0	n/a	n/a	0.01	NP
Calcium (mg/L)	BGWA-47D (bg)	10.28	28	34	No	11	0	n/a	n/a	0.01	NP
Calcium (mg/L)	BGWA-48D (bg)	19.96	21	34	No	11	0	n/a	n/a	0.01	NP
Calcium (mg/L)	**BGWC-12**	**13.94**	**128**	**68**	**Yes**	**18**	**0**	**n/a**	**n/a**	**0.01**	**NP**
Calcium (mg/L)	**BGWC-16**	**5.748**	**69**	**68**	**Yes**	**18**	**0**	**n/a**	**n/a**	**0.01**	**NP**
Calcium (mg/L)	**BGWC-20**	**14.19**	**101**	**68**	**Yes**	**18**	**0**	**n/a**	**n/a**	**0.01**	**NP**
Calcium (mg/L)	**BGWC-22**	**63.52**	**162**	**92**	**Yes**	**22**	**0**	**n/a**	**n/a**	**0.01**	**NP**
Calcium (mg/L)	**BGWC-23**	**81.76**	**154**	**81**	**Yes**	**20**	**0**	**n/a**	**n/a**	**0.01**	**NP**
Calcium (mg/L)	BGWC-24	6.157	8	81	No	20	0	n/a	n/a	0.01	NP
Calcium (mg/L)	**BGWC-30**	**-70.23**	**-124**	**-87**	**Yes**	**21**	**0**	**n/a**	**n/a**	**0.01**	**NP**
Calcium (mg/L)	BGWC-7	-0.7271	-16	-68	No	18	0	n/a	n/a	0.01	NP
Chloride (mg/L)	BGWA-2 (bg)	0.248	67	74	No	19	0	n/a	n/a	0.01	NP
Chloride (mg/L)	**BGWA-29 (bg)**	**-0.1487**	**-116**	**-74**	**Yes**	**19**	**0**	**n/a**	**n/a**	**0.01**	**NP**
Chloride (mg/L)	BGWA-33 (bg)	-0.6275	-8	-18	No	7	0	n/a	n/a	0.01	NP
Chloride (mg/L)	BGWA-47D (bg)	-0.3433	-26	-34	No	11	0	n/a	n/a	0.01	NP
Chloride (mg/L)	**BGWA-48D (bg)**	**2.655**	**41**	**34**	**Yes**	**11**	**0**	**n/a**	**n/a**	**0.01**	**NP**
Chloride (mg/L)	**BGWC-10**	**1.195**	**95**	**68**	**Yes**	**18**	**0**	**n/a**	**n/a**	**0.01**	**NP**
Chloride (mg/L)	**BGWC-12**	**-5.448**	**-142**	**-68**	**Yes**	**18**	**0**	**n/a**	**n/a**	**0.01**	**NP**
Chloride (mg/L)	BGWC-14A	-3.776	-17	-34	No	11	0	n/a	n/a	0.01	NP
Chloride (mg/L)	**BGWC-16**	**-4.642**	**-100**	**-68**	**Yes**	**18**	**0**	**n/a**	**n/a**	**0.01**	**NP**
Chloride (mg/L)	BGWC-17	0.6222	19	68	No	18	0	n/a	n/a	0.01	NP
Chloride (mg/L)	BGWC-20	0.2613	32	68	No	18	0	n/a	n/a	0.01	NP
Chloride (mg/L)	**BGWC-22**	**64.94**	**120**	**92**	**Yes**	**22**	**0**	**n/a**	**n/a**	**0.01**	**NP**
Chloride (mg/L)	**BGWC-23**	**99.27**	**128**	**81**	**Yes**	**20**	**0**	**n/a**	**n/a**	**0.01**	**NP**
Chloride (mg/L)	BGWC-24	-83.77	-59	-81	No	20	0	n/a	n/a	0.01	NP
Chloride (mg/L)	**BGWC-30**	**-158.9**	**-128**	**-87**	**Yes**	**21**	**0**	**n/a**	**n/a**	**0.01**	**NP**
pH (s.u.)	BGWA-2 (bg)	-0.03935	-85	-98	No	23	0	n/a	n/a	0.01	NP
pH (s.u.)	BGWA-29 (bg)	0.008295	25	92	No	22	0	n/a	n/a	0.01	NP
pH (s.u.)	BGWA-33 (bg)	-0.1093	-12	-30	No	10	0	n/a	n/a	0.01	NP
pH (s.u.)	**BGWA-47D (bg)**	**-0.1683**	**-42**	**-38**	**Yes**	**12**	**0**	**n/a**	**n/a**	**0.01**	**NP**
pH (s.u.)	**BGWA-48D (bg)**	**-0.2601**	**-44**	**-38**	**Yes**	**12**	**0**	**n/a**	**n/a**	**0.01**	**NP**
pH (s.u.)	**BGWC-16**	**-0.06281**	**-141**	**-92**	**Yes**	**22**	**0**	**n/a**	**n/a**	**0.01**	**NP**
pH (s.u.)	BGWC-18	-0.09009	-84	-92	No	22	0	n/a	n/a	0.01	NP
pH (s.u.)	BGWC-19	-0.008321	-27	-92	No	22	0	n/a	n/a	0.01	NP
pH (s.u.)	**BGWC-24**	**-0.05068**	**-150**	**-105**	**Yes**	**24**	**0**	**n/a**	**n/a**	**0.01**	**NP**
Sulfate (mg/L)	**BGWA-2 (bg)**	**1.551**	**114**	**74**	**Yes**	**19**	**0**	**n/a**	**n/a**	**0.01**	**NP**

Appendix III Trend Tests - All Results

Plant Bowen Client: Southern Company Data: Bowen AP-1 Printed 5/23/2022, 9:57 AM

Constituent	Well	Slope	Calc.	Critical	Sig.	N	%NDs	Normality	Xform	Alpha	Method
Sulfate (mg/L)	BGWA-29 (bg)	-0.3484	-28	-74	No	19	0	n/a	n/a	0.01	NP
Sulfate (mg/L)	BGWA-33 (bg)	-0.7677	-7	-18	No	7	0	n/a	n/a	0.01	NP
Sulfate (mg/L)	**BGWA-47D (bg)**	**11.12**	**35**	**34**	**Yes**	**11**	**0**	**n/a**	**n/a**	**0.01**	**NP**
Sulfate (mg/L)	BGWA-48D (bg)	-14.13	-25	-34	No	11	0	n/a	n/a	0.01	NP
Sulfate (mg/L)	BGWC-10	-1.605	-59	-68	No	18	0	n/a	n/a	0.01	NP
Sulfate (mg/L)	**BGWC-12**	**26.73**	**101**	**68**	**Yes**	**18**	**0**	**n/a**	**n/a**	**0.01**	**NP**
Sulfate (mg/L)	BGWC-14A	26.72	9	34	No	11	0	n/a	n/a	0.01	NP
Sulfate (mg/L)	**BGWC-16**	**12.77**	**78**	**68**	**Yes**	**18**	**0**	**n/a**	**n/a**	**0.01**	**NP**
Sulfate (mg/L)	BGWC-17	-4.719	-54	-68	No	18	0	n/a	n/a	0.01	NP
Sulfate (mg/L)	**BGWC-19**	**-9.937**	**-71**	**-68**	**Yes**	**18**	**0**	**n/a**	**n/a**	**0.01**	**NP**
Sulfate (mg/L)	BGWC-20	-8.402	-27	-68	No	18	0	n/a	n/a	0.01	NP
Sulfate (mg/L)	BGWC-22	13.87	31	92	No	22	0	n/a	n/a	0.01	NP
Sulfate (mg/L)	BGWC-23	30.39	75	81	No	20	0	n/a	n/a	0.01	NP
Sulfate (mg/L)	BGWC-24	-26.76	-42	-81	No	20	0	n/a	n/a	0.01	NP
Sulfate (mg/L)	**BGWC-7**	**-42.67**	**-76**	**-68**	**Yes**	**18**	**0**	**n/a**	**n/a**	**0.01**	**NP**
Total Dissolved Solids (mg/L)	BGWA-2 (bg)	8.816	63	68	No	18	0	n/a	n/a	0.01	NP
Total Dissolved Solids (mg/L)	BGWA-29 (bg)	-2.79	-46	-68	No	18	0	n/a	n/a	0.01	NP
Total Dissolved Solids (mg/L)	BGWA-33 (bg)	-12.59	-16	-21	No	8	0	n/a	n/a	0.01	NP
Total Dissolved Solids (mg/L)	BGWA-47D (bg)	13.94	17	34	No	11	0	n/a	n/a	0.01	NP
Total Dissolved Solids (mg/L)	BGWA-48D (bg)	16.92	15	34	No	11	0	n/a	n/a	0.01	NP
Total Dissolved Solids (mg/L)	**BGWC-12**	**53.16**	**89**	**68**	**Yes**	**18**	**0**	**n/a**	**n/a**	**0.01**	**NP**
Total Dissolved Solids (mg/L)	BGWC-16	13.48	51	68	No	18	0	n/a	n/a	0.01	NP
Total Dissolved Solids (mg/L)	BGWC-20	20.39	45	68	No	18	0	n/a	n/a	0.01	NP
Total Dissolved Solids (mg/L)	**BGWC-22**	**230.5**	**78**	**74**	**Yes**	**19**	**0**	**n/a**	**n/a**	**0.01**	**NP**
Total Dissolved Solids (mg/L)	**BGWC-23**	**267.9**	**111**	**68**	**Yes**	**18**	**0**	**n/a**	**n/a**	**0.01**	**NP**
Total Dissolved Solids (mg/L)	BGWC-24	-78.82	-23	-68	No	18	0	n/a	n/a	0.01	NP
Total Dissolved Solids (mg/L)	**BGWC-30**	**-429.5**	**-107**	**-74**	**Yes**	**19**	**0**	**n/a**	**n/a**	**0.01**	**NP**
Total Dissolved Solids (mg/L)	**BGWC-7**	**-58.31**	**-95**	**-68**	**Yes**	**18**	**0**	**n/a**	**n/a**	**0.01**	**NP**

Upper Tolerance Limit Summary Table

Plant Bowen Client: Southern Company Data: Bowen AP-1 Printed 5/23/2022, 10:11 AM

Constituent	Well	Upper Lim.	Lower Lim.	Date	Observ.	Sig.	Bg N	Bg Mean	Std. Dev.	%NDs	ND Adj.	Transform	Alpha	Method
Antimony (mg/L)	n/a	0.0042	n/a	n/a	n/a	n/a	65	n/a	n/a	56.92	n/a	n/a	0.03565	NP Inter(NDs)
Arsenic (mg/L)	n/a	0.01	n/a	n/a	n/a	n/a	75	n/a	n/a	48	n/a	n/a	0.02134	NP Inter(normality)
Barium (mg/L)	n/a	0.218	n/a	n/a	n/a	n/a	75	n/a	n/a	0	n/a	n/a	0.02134	NP Inter(normality)
Beryllium (mg/L)	n/a	0.0005	n/a	n/a	n/a	n/a	71	n/a	n/a	98.59	n/a	n/a	0.0262	NP Inter(NDs)
Cadmium (mg/L)	n/a	0.0005	n/a	n/a	n/a	n/a	75	n/a	n/a	97.33	n/a	n/a	0.02134	NP Inter(NDs)
Chromium (mg/L)	n/a	0.005	n/a	n/a	n/a	n/a	71	n/a	n/a	57.75	n/a	n/a	0.0262	NP Inter(NDs)
Cobalt (mg/L)	n/a	0.005	n/a	n/a	n/a	n/a	76	n/a	n/a	90.79	n/a	n/a	0.02028	NP Inter(NDs)
Combined Radium 226 + 228 (pCi/L)	n/a	1.629	n/a	n/a	n/a	n/a	75	0.7854	0.4275	0	None	No	0.05	Inter
Fluoride (mg/L)	n/a	0.57	n/a	n/a	n/a	n/a	78	n/a	n/a	52.56	n/a	n/a	0.0183	NP Inter(NDs)
Lead (mg/L)	n/a	0.0024	n/a	n/a	n/a	n/a	71	n/a	n/a	61.97	n/a	n/a	0.0262	NP Inter(NDs)
Lithium (mg/L)	n/a	0.03	n/a	n/a	n/a	n/a	75	n/a	n/a	82.67	n/a	n/a	0.02134	NP Inter(NDs)
Mercury (mg/L)	n/a	0.0002	n/a	n/a	n/a	n/a	71	n/a	n/a	95.77	n/a	n/a	0.0262	NP Inter(NDs)
Molybdenum (mg/L)	n/a	0.034	n/a	n/a	n/a	n/a	77	n/a	n/a	53.25	n/a	n/a	0.01926	NP Inter(NDs)
Selenium (mg/L)	n/a	0.005	n/a	n/a	n/a	n/a	71	n/a	n/a	87.32	n/a	n/a	0.0262	NP Inter(NDs)
Thallium (mg/L)	n/a	0.001	n/a	n/a	n/a	n/a	75	n/a	n/a	84	n/a	n/a	0.02134	NP Inter(NDs)

BOWEN ASH POND 1 GWPS				
Constituent Name	**MCL**	**CCR-Rule Specified**	**Background Limit**	**GWPS**
Antimony, Total (mg/L)	0.006		0.0042	0.006
Arsenic, Total (mg/L)	0.01		0.01	0.01
Barium, Total (mg/L)	2		0.22	2
Beryllium, Total (mg/L)	0.004		0.0005	0.004
Cadmium, Total (mg/L)	0.005		0.0005	0.005
Chromium, Total (mg/L)	0.1		0.005	0.1
Cobalt, Total (mg/L)		0.006	0.005	0.006
Combined Radium, Total (pCi/L)	5		1.63	5
Fluoride, Total (mg/L)	4		0.57	4
Lead, Total (mg/L)		0.015	0.0024	0.015
Lithium, Total (mg/L)		0.04	0.03	0.04
Mercury, Total (mg/L)	0.002		0.0002	0.002
Molybdenum, Total (mg/L)		0.1	0.034	0.1
Selenium, Total (mg/L)	0.05		0.005	0.05
Thallium, Total (mg/L)	0.002		0.001	0.002

**GWPS = Groundwater Protection Standard*

**MCL = Maximum Contaminant Level*

**CCR = Coal Combustion Residuals*

Confidence Intervals - Significant Results

Plant Bowen Client: Southern Company Data: Bowen AP-1 Printed 5/23/2022, 4:03 PM

Constituent	Well	Upper Lim.	Lower Lim.	Compliance	Sig.	N	Mean	Std. Dev.	%NDs	ND Adj.	Transform	Alpha	Method
Arsenic (mg/L)	**BGWC-34D**	**0.01874**	**0.01526**	**0.01**	**Yes**	**12**	**0.017**	**0.002216**	**0**	**None**	**No**	**0.01**	**Param.**
Cobalt (mg/L)	**BGWC-22**	**0.02626**	**0.01607**	**0.006**	**Yes**	**24**	**0.02116**	**0.009987**	**0**	**None**	**No**	**0.01**	**Param.**
Molybdenum (mg/L)	**BGWC-43D**	**0.2241**	**0.1309**	**0.1**	**Yes**	**8**	**0.1775**	**0.044**	**0**	**None**	**No**	**0.01**	**Param.**

Confidence Intervals - All Results

Plant Bowen Client: Southern Company Data: Bowen AP-1 Printed 5/23/2022, 4:03 PM

Constituent	Well	Upper Lim.	Lower Lim.	Compliance	Sig.	N	Mean	Std. Dev.	%NDs	ND Adj.	Transform	Alpha	Method
Antimony (mg/L)	BGWC-10	0.003	0.0022	0.006	No	17	0.0029	0.0002828	88.24	None	No	0.01	NP (NDs)
Antimony (mg/L)	BGWC-14A	0.003	0.00061	0.006	No	12	0.002576	0.0009928	83.33	None	No	0.01	NP (NDs)
Antimony (mg/L)	BGWC-16	0.003	0.0004	0.006	No	17	0.002847	0.0006306	94.12	None	No	0.01	NP (NDs)
Antimony (mg/L)	BGWC-17	0.003	0.0002	0.006	No	17	0.002835	0.0006791	94.12	None	No	0.01	NP (NDs)
Antimony (mg/L)	BGWC-19	0.003	0.0005	0.006	No	17	0.002853	0.0006063	94.12	None	No	0.01	NP (NDs)
Antimony (mg/L)	BGWC-20	0.003	0.0014	0.006	No	17	0.002759	0.0006992	88.24	None	No	0.01	NP (NDs)
Antimony (mg/L)	BGWC-21	0.003	0.0017	0.006	No	16	0.002819	0.0004983	87.5	None	No	0.01	NP (NDs)
Antimony (mg/L)	BGWC-22	0.003	0.0023	0.006	No	17	0.002746	0.0006892	82.35	None	No	0.01	NP (NDs)
Antimony (mg/L)	BGWC-23	0.003	0.0014	0.006	No	17	0.002473	0.0009872	70.59	None	No	0.01	NP (NDs)
Antimony (mg/L)	BGWC-24	0.0048	0.0028	0.006	No	17	0.002791	0.0009954	76.47	None	No	0.01	NP (NDs)
Antimony (mg/L)	BGWC-25	0.003	0.0013	0.006	No	17	0.0029	0.0004123	94.12	None	No	0.01	NP (NDs)
Antimony (mg/L)	BGWC-31	0.003	0.00038	0.006	No	7	0.002626	0.0009903	85.71	None	No	0.008	NP (NDs)
Antimony (mg/L)	BGWC-32	0.003	0.00036	0.006	No	7	0.00225	0.001281	71.43	None	No	0.008	NP (NDs)
Antimony (mg/L)	BGWC-34D	0.003	0.00049	0.006	No	7	0.002326	0.001155	71.43	None	No	0.008	NP (NDs)
Antimony (mg/L)	BGWC-35D	0.003	0.00064	0.006	No	7	0.002329	0.001147	71.43	None	No	0.008	NP (NDs)
Antimony (mg/L)	BGWC-36D	0.003	0.00096	0.006	No	7	0.002709	0.000771	85.71	None	No	0.008	NP (NDs)
Antimony (mg/L)	BGWC-37D	0.003	0.00041	0.006	No	7	0.002516	0.0009752	71.43	None	No	0.008	NP (NDs)
Antimony (mg/L)	BGWC-38D	0.01	0.0003	0.006	No	7	0.003603	0.003537	28.57	None	No	0.008	NP (selected)
Antimony (mg/L)	BGWC-40	0.003	0.0005	0.006	No	7	0.002643	0.0009449	85.71	None	No	0.008	NP (NDs)
Antimony (mg/L)	BGWC-41D	0.003	0.0014	0.006	No	5	0.00236	0.0008764	60	None	No	0.031	NP (NDs)
Antimony (mg/L)	BGWC-42D	0.001876	0.0002361	0.006	No	5	0.00167	0.0009331	20	Kaplan-Meier	No	0.01	Param.
Antimony (mg/L)	BGWC-43D	0.003	0.00058	0.006	No	5	0.002098	0.001241	60	Kaplan-Meier	No	0.031	NP (NDs)
Antimony (mg/L)	BGWC-44D	0.007913	0.0006499	0.006	No	5	0.00364	0.003048	20	Kaplan-Meier	x^(1/3)	0.01	Param.
Antimony (mg/L)	BGWC-51	0.003	0.0019	0.006	No	5	0.00278	0.0004919	80	None	No	0.031	NP (NDs)
Antimony (mg/L)	BGWC-52	0.002074	0.0001128	0.006	No	5	0.001856	0.001161	40	Kaplan-Meier	No	0.01	Param.
Antimony (mg/L)	BGWC-7	0.003	0.0016	0.006	No	17	0.002524	0.0009318	76.47	Kaplan-Meier	No	0.01	NP (NDs)
Antimony (mg/L)	BGWC-8	0.003	0.00059	0.006	No	17	0.002556	0.0009895	82.35	None	No	0.01	NP (NDs)
Antimony (mg/L)	BGWC-9	0.003	0.00075	0.006	No	16	0.002427	0.001049	75	None	No	0.01	NP (NDs)
Arsenic (mg/L)	BGWA-6	0.005	0.0011	0.01	No	18	0.003471	0.001995	61.11	None	No	0.01	NP (NDs)
Arsenic (mg/L)	BGWC-10	0.007442	0.005739	0.01	No	21	0.00659	0.001543	0	None	No	0.01	Param.
Arsenic (mg/L)	BGWC-12	0.005	0.00085	0.01	No	21	0.00263	0.002044	38.1	None	No	0.01	NP (normality)
Arsenic (mg/L)	BGWC-14A	0.005	0.0011	0.01	No	12	0.003958	0.001645	66.67	None	No	0.01	NP (NDs)
Arsenic (mg/L)	BGWC-16	0.005	0.00074	0.01	No	21	0.0032	0.002142	57.14	None	No	0.01	NP (NDs)
Arsenic (mg/L)	BGWC-17	0.005	0.001	0.01	No	21	0.003462	0.002028	61.9	None	No	0.01	NP (NDs)
Arsenic (mg/L)	BGWC-18	0.005	0.00083	0.01	No	21	0.003443	0.002066	61.9	None	No	0.01	NP (NDs)
Arsenic (mg/L)	BGWC-19	0.005	0.00074	0.01	No	21	0.003036	0.002145	52.38	None	No	0.01	NP (NDs)
Arsenic (mg/L)	BGWC-20	0.005	0.0014	0.01	No	21	0.002829	0.001829	38.1	None	No	0.01	NP (normality)
Arsenic (mg/L)	BGWC-21	0.005	0.00087	0.01	No	20	0.00287	0.00202	45	None	No	0.01	NP (normality)
Arsenic (mg/L)	BGWC-22	0.003625	0.001956	0.01	No	21	0.00279	0.001514	9.524	None	No	0.01	Param.
Arsenic (mg/L)	BGWC-23	0.00353	0.001831	0.01	No	21	0.00268	0.001539	4.762	None	No	0.01	Param.
Arsenic (mg/L)	BGWC-24	0.006252	0.003339	0.01	No	21	0.004795	0.00264	9.524	None	No	0.01	Param.
Arsenic (mg/L)	BGWC-25	0.00317	0.002093	0.01	No	21	0.00269	0.001067	4.762	None	sqrt(x)	0.01	Param.
Arsenic (mg/L)	BGWC-30	0.005	0.00089	0.01	No	21	0.00282	0.00195	38.1	None	No	0.01	NP (normality)
Arsenic (mg/L)	BGWC-31	0.005729	0.003691	0.01	No	10	0.00471	0.001143	0	None	No	0.01	Param.
Arsenic (mg/L)	BGWC-32	0.003562	0.0008638	0.01	No	10	0.002213	0.001512	10	None	No	0.01	Param.
Arsenic (mg/L)	**BGWC-34D**	**0.01874**	**0.01526**	**0.01**	**Yes**	**12**	**0.017**	**0.002216**	**0**	**None**	**No**	**0.01**	**Param.**
Arsenic (mg/L)	BGWC-35D	0.003818	0.001143	0.01	No	10	0.002506	0.001661	0	None	sqrt(x)	0.01	Param.
Arsenic (mg/L)	BGWC-36D	0.001616	0.0005729	0.01	No	10	0.002671	0.002067	40	Kaplan-Meier	x^(1/3)	0.01	Param.
Arsenic (mg/L)	BGWC-37D	0.03588	0.009258	0.01	No	7	0.02257	0.01121	0	None	No	0.01	Param.
Arsenic (mg/L)	BGWC-38D	0.004993	0.001092	0.01	No	7	0.003043	0.001642	14.29	None	No	0.01	Param.
Arsenic (mg/L)	BGWC-39	0.0052	0.00055	0.01	No	7	0.003736	0.001791	42.86	None	No	0.008	NP (normality)
Arsenic (mg/L)	BGWC-40	0.003007	0.0005247	0.01	No	7	0.00269	0.001844	28.57	Kaplan-Meier	No	0.01	Param.
Arsenic (mg/L)	BGWC-41D	0.0062	0.00092	0.01	No	5	0.002964	0.002027	0	None	No	0.031	NP (selected)
Arsenic (mg/L)	BGWC-42D	0.0104	0.0002008	0.01	No	5	0.0053	0.003043	0	None	No	0.01	Param.
Arsenic (mg/L)	BGWC-43D	0.004869	0.0002673	0.01	No	5	0.002058	0.00161	0	None	sqrt(x)	0.01	Param.
Arsenic (mg/L)	BGWC-44D	0.008614	0.0007863	0.01	No	5	0.0047	0.002336	0	None	No	0.01	Param.
Arsenic (mg/L)	BGWC-51	0.006957	0.0006034	0.01	No	5	0.00416	0.002006	20	Kaplan-Meier	No	0.01	Param.
Arsenic (mg/L)	BGWC-52	0.002967	0.0004285	0.01	No	5	0.002358	0.00166	20	Kaplan-Meier	No	0.01	Param.
Arsenic (mg/L)	BGWC-7	0.003218	0.00202	0.01	No	21	0.002619	0.001087	9.524	None	No	0.01	Param.
Arsenic (mg/L)	BGWC-8	0.005	0.00064	0.01	No	21	0.00238	0.002125	38.1	None	No	0.01	NP (normality)

Confidence Intervals - All Results

Plant Bowen Client: Southern Company Data: Bowen AP-1 Printed 5/23/2022, 4:03 PM

Constituent	Well	Upper Lim.	Lower Lim.	Compliance	Sig.	N	Mean	Std. Dev.	%NDs	ND Adj.	Transform	Alpha	Method
Arsenic (mg/L)	BGWC-9	0.003092	0.002108	0.01	No	20	0.0026	0.0008657	5	None	No	0.01	Param.
Barium (mg/L)	BGWA-6	0.015	0.0114	2	No	18	0.01802	0.0132	0	None	No	0.01	NP (normality)
Barium (mg/L)	BGWC-10	0.05973	0.04599	2	No	21	0.05286	0.01246	0	None	No	0.01	Param.
Barium (mg/L)	BGWC-12	0.03633	0.03017	2	No	21	0.03325	0.005586	0	None	No	0.01	Param.
Barium (mg/L)	BGWC-14A	0.04246	0.03154	2	No	12	0.037	0.006954	0	None	No	0.01	Param.
Barium (mg/L)	BGWC-16	0.03007	0.02723	2	No	21	0.02865	0.002572	0	None	No	0.01	Param.
Barium (mg/L)	BGWC-17	0.0187	0.01575	2	No	21	0.01723	0.002676	0	None	No	0.01	Param.
Barium (mg/L)	BGWC-18	0.03534	0.03027	2	No	21	0.0328	0.004592	0	None	No	0.01	Param.
Barium (mg/L)	BGWC-19	0.03832	0.03139	2	No	21	0.03486	0.006278	0	None	No	0.01	Param.
Barium (mg/L)	BGWC-20	0.03413	0.03082	2	No	21	0.03248	0.002998	0	None	No	0.01	Param.
Barium (mg/L)	BGWC-21	0.04401	0.03296	2	No	20	0.03849	0.009732	0	None	No	0.01	Param.
Barium (mg/L)	BGWC-22	0.0913	0.08115	2	No	21	0.08622	0.009204	0	None	No	0.01	Param.
Barium (mg/L)	BGWC-23	0.11	0.085	2	No	21	0.09879	0.01468	0	None	No	0.01	NP (normality)
Barium (mg/L)	BGWC-24	0.1109	0.08344	2	No	21	0.09717	0.02489	0	None	No	0.01	Param.
Barium (mg/L)	BGWC-25	0.02602	0.01861	2	No	21	0.02231	0.006718	0	None	No	0.01	Param.
Barium (mg/L)	BGWC-30	0.192	0.074	2	No	21	0.1224	0.05935	0	None	No	0.01	NP (normality)
Barium (mg/L)	BGWC-31	0.04506	0.03429	2	No	10	0.0397	0.00629	0	None	sqrt(x)	0.01	Param.
Barium (mg/L)	BGWC-32	0.1258	0.09064	2	No	10	0.1082	0.01968	0	None	No	0.01	Param.
Barium (mg/L)	BGWC-34D	0.04934	0.03606	2	No	10	0.0427	0.007439	0	None	No	0.01	Param.
Barium (mg/L)	BGWC-35D	0.1023	0.06787	2	No	10	0.0851	0.01931	0	None	No	0.01	Param.
Barium (mg/L)	BGWC-36D	0.084	0.064	2	No	10	0.0737	0.01435	0	None	No	0.011	NP (normality)
Barium (mg/L)	BGWC-37D	0.12	0.087	2	No	7	0.09657	0.0116	0	None	No	0.008	NP (normality)
Barium (mg/L)	BGWC-38D	0.2171	0.08807	2	No	7	0.1526	0.0543	0	None	No	0.01	Param.
Barium (mg/L)	BGWC-39	0.08335	0.04293	2	No	7	0.06314	0.01701	0	None	No	0.01	Param.
Barium (mg/L)	BGWC-40	0.06025	0.04518	2	No	7	0.05271	0.006343	0	None	No	0.01	Param.
Barium (mg/L)	BGWC-41D	0.06718	0.04482	2	No	5	0.056	0.006671	0	None	No	0.01	Param.
Barium (mg/L)	BGWC-42D	0.1532	0.05281	2	No	5	0.103	0.02995	0	None	No	0.01	Param.
Barium (mg/L)	BGWC-43D	0.0844	0.0604	2	No	5	0.0724	0.007162	0	None	No	0.01	Param.
Barium (mg/L)	BGWC-44D	0.02727	0.01873	2	No	5	0.023	0.00255	0	None	No	0.01	Param.
Barium (mg/L)	BGWC-51	0.07694	0.01146	2	No	5	0.0442	0.01954	0	None	No	0.01	Param.
Barium (mg/L)	BGWC-52	0.112	0.0268	2	No	5	0.0694	0.02542	0	None	No	0.01	Param.
Barium (mg/L)	BGWC-7	0.03927	0.0334	2	No	21	0.03633	0.005326	0	None	No	0.01	Param.
Barium (mg/L)	BGWC-8	0.0306	0.02697	2	No	21	0.02804	0.005745	0	None	x^3	0.01	Param.
Barium (mg/L)	BGWC-9	0.03182	0.02734	2	No	20	0.02958	0.003946	0	None	No	0.01	Param.
Beryllium (mg/L)	BGWC-12	0.0005	0.000076	0.004	No	19	0.0004538	0.0001385	89.47	None	No	0.01	NP (NDs)
Beryllium (mg/L)	BGWC-16	0.0005	0.00011	0.004	No	19	0.0002953	0.0002004	47.37	None	No	0.01	NP (normality)
Beryllium (mg/L)	BGWC-17	0.0005	0.000065	0.004	No	19	0.0004305	0.0001648	84.21	None	No	0.01	NP (NDs)
Beryllium (mg/L)	BGWC-18	0.0005	0.000068	0.004	No	19	0.0003432	0.0002113	63.16	None	No	0.01	NP (NDs)
Beryllium (mg/L)	BGWC-19	0.0005	0.00008	0.004	No	19	0.0003438	0.0002104	63.16	None	No	0.01	NP (NDs)
Beryllium (mg/L)	BGWC-22	0.0005	0.000099	0.004	No	19	0.0002925	0.0002027	47.37	None	No	0.01	NP (normality)
Beryllium (mg/L)	BGWC-23	0.0005	0.000054	0.004	No	19	0.0004765	0.0001023	94.74	None	No	0.01	NP (NDs)
Beryllium (mg/L)	BGWC-24	0.0005	0.00013	0.004	No	19	0.0003707	0.0001778	63.16	None	No	0.01	NP (NDs)
Beryllium (mg/L)	BGWC-36D	0.0005	0.00007	0.004	No	9	0.0004522	0.0001433	88.89	None	No	0.002	NP (NDs)
Beryllium (mg/L)	BGWC-38D	0.0005	0.000059	0.004	No	7	0.0003153	0.0002306	57.14	None	No	0.008	NP (NDs)
Beryllium (mg/L)	BGWC-39	0.0005	0.000079	0.004	No	7	0.0004399	0.0001591	85.71	None	No	0.008	NP (NDs)
Beryllium (mg/L)	BGWC-51	0.000213	0.00002818	0.004	No	5	0.0001206	0.00005515	0	None	No	0.01	Param.
Beryllium (mg/L)	BGWC-52	0.0005	0.000052	0.004	No	5	0.0004104	0.0002004	80	None	No	0.031	NP (NDs)
Cadmium (mg/L)	BGWC-14A	0.0005	0.00016	0.005	No	12	0.0003142	0.0001652	41.67	None	No	0.01	NP (normality)
Cadmium (mg/L)	BGWC-16	0.0018	0.0012	0.005	No	21	0.001457	0.0003059	0	None	No	0.01	NP (normality)
Cadmium (mg/L)	BGWC-17	0.0005	0.00015	0.005	No	21	0.0003033	0.0001782	42.86	None	No	0.01	NP (normality)
Cadmium (mg/L)	BGWC-18	0.0003881	0.0001705	0.005	No	21	0.0004216	0.0001828	47.62	Kaplan-Meier	No	0.01	Param.
Cadmium (mg/L)	BGWC-19	0.0005	0.0002	0.005	No	21	0.0004476	0.0001327	85.71	Kaplan-Meier	No	0.01	NP (NDs)
Cadmium (mg/L)	BGWC-20	0.0005	0.00008	0.005	No	21	0.00048	0.00009165	95.24	Kaplan-Meier	No	0.01	NP (NDs)
Cadmium (mg/L)	BGWC-22	0.0005	0.00033	0.005	No	21	0.0004252	0.0001302	71.43	None	No	0.01	NP (NDs)
Cadmium (mg/L)	BGWC-23	0.0005	0.00019	0.005	No	21	0.0004852	0.00006765	95.24	None	No	0.01	NP (NDs)
Cadmium (mg/L)	BGWC-24	0.005901	0.003272	0.005	No	21	0.004587	0.002383	0	None	No	0.01	Param.
Cadmium (mg/L)	BGWC-30	0.0005	0.0003	0.005	No	21	0.0004133	0.0001377	52.38	None	No	0.01	NP (NDs)
Cadmium (mg/L)	BGWC-38D	0.00081	0.00032	0.005	No	7	0.0005186	0.000145	71.43	None	No	0.008	NP (NDs)
Cadmium (mg/L)	BGWC-39	0.0002665	0.0001178	0.005	No	7	0.0002786	0.0001629	28.57	Kaplan-Meier	sqrt(x)	0.01	Param.
Cadmium (mg/L)	BGWC-43D	0.0015	0.00019	0.005	No	5	0.00069	0.0005778	0	None	No	0.031	NP (selected)

Confidence Intervals - All Results

Plant Bowen Client: Southern Company Data: Bowen AP-1 Printed 5/23/2022, 4:03 PM

Constituent	Well	Upper Lim.	Lower Lim.	Compliance	Sig.	N	Mean	Std. Dev.	%NDs	ND Adj.	Transform	Alpha	Method
Cadmium (mg/L)	BGWC-51	0.0006694	0.0001706	0.005	No	5	0.000474	0.0001436	20	Kaplan-Meier	No	0.01	Param.
Cadmium (mg/L)	BGWC-52	0.0005	0.00018	0.005	No	5	0.000322	0.000165	40	None	No	0.031	NP (normality)
Chromium (mg/L)	BGWA-6	0.005	0.0044	0.1	No	17	0.004759	0.0008522	88.24	None	No	0.01	NP (NDs)
Chromium (mg/L)	BGWC-10	0.005	0.0011	0.1	No	19	0.004795	0.0008947	94.74	None	No	0.01	NP (NDs)
Chromium (mg/L)	BGWC-12	0.005	0.00058	0.1	No	19	0.003822	0.002027	73.68	None	No	0.01	NP (NDs)
Chromium (mg/L)	BGWC-14A	0.026	0.005	0.1	No	12	0.00675	0.006062	91.67	None	No	0.01	NP (NDs)
Chromium (mg/L)	BGWC-16	0.005	0.0019	0.1	No	19	0.004611	0.001182	89.47	None	No	0.01	NP (NDs)
Chromium (mg/L)	BGWC-17	0.005	0.00044	0.1	No	19	0.004517	0.001446	89.47	None	No	0.01	NP (NDs)
Chromium (mg/L)	BGWC-18	0.005	0.0011	0.1	No	19	0.004327	0.001601	84.21	None	No	0.01	NP (NDs)
Chromium (mg/L)	BGWC-20	0.005	0.00096	0.1	No	19	0.003654	0.001846	57.89	None	No	0.01	NP (NDs)
Chromium (mg/L)	BGWC-21	0.005	0.0025	0.1	No	18	0.004606	0.001201	88.89	None	No	0.01	NP (NDs)
Chromium (mg/L)	BGWC-23	0.005	0.002	0.1	No	19	0.004095	0.001651	73.68	None	No	0.01	NP (NDs)
Chromium (mg/L)	BGWC-24	0.005	0.0009	0.1	No	19	0.004315	0.001626	84.21	None	No	0.01	NP (NDs)
Chromium (mg/L)	BGWC-25	0.005	0.0021	0.1	No	19	0.004847	0.0006653	94.74	None	No	0.01	NP (NDs)
Chromium (mg/L)	BGWC-30	0.005	0.00073	0.1	No	19	0.002174	0.001987	31.58	None	No	0.01	NP (normality)
Chromium (mg/L)	BGWC-31	0.005	0.00056	0.1	No	9	0.003589	0.002122	66.67	None	No	0.002	NP (NDs)
Chromium (mg/L)	BGWC-32	0.005	0.00057	0.1	No	9	0.003046	0.00217	44.44	None	No	0.002	NP (normality)
Chromium (mg/L)	BGWC-35D	0.005	0.00067	0.1	No	9	0.00361	0.002088	66.67	None	No	0.002	NP (NDs)
Chromium (mg/L)	BGWC-36D	0.005	0.00057	0.1	No	9	0.003082	0.002278	55.56	None	No	0.002	NP (NDs)
Chromium (mg/L)	BGWC-37D	0.005	0.00068	0.1	No	7	0.003766	0.002108	71.43	None	No	0.008	NP (NDs)
Chromium (mg/L)	BGWC-38D	0.005	0.00042	0.1	No	7	0.004074	0.00176	71.43	None	No	0.008	NP (NDs)
Chromium (mg/L)	BGWC-39	0.005	0.001	0.1	No	7	0.004429	0.001512	85.71	None	No	0.008	NP (NDs)
Chromium (mg/L)	BGWC-40	0.005	0.00043	0.1	No	7	0.001963	0.002085	28.57	None	No	0.008	NP (normality)
Chromium (mg/L)	BGWC-41D	0.005	0.00068	0.1	No	5	0.004136	0.001932	80	None	No	0.031	NP (NDs)
Chromium (mg/L)	BGWC-42D	0.005	0.00062	0.1	No	5	0.003344	0.002274	60	None	No	0.031	NP (NDs)
Chromium (mg/L)	BGWC-43D	0.005	0.0024	0.1	No	5	0.00448	0.001163	80	None	No	0.031	NP (NDs)
Chromium (mg/L)	BGWC-44D	0.005	0.00093	0.1	No	5	0.003374	0.002226	60	None	No	0.031	NP (NDs)
Chromium (mg/L)	BGWC-51	0.005	0.0006	0.1	No	5	0.00412	0.001968	80	None	No	0.031	NP (NDs)
Chromium (mg/L)	BGWC-52	0.005	0.00061	0.1	No	5	0.003382	0.002229	60	None	No	0.031	NP (NDs)
Chromium (mg/L)	BGWC-7	0.005	0.00095	0.1	No	19	0.004322	0.001611	84.21	None	No	0.01	NP (NDs)
Chromium (mg/L)	BGWC-8	0.005	0.001	0.1	No	19	0.005443	0.01405	21.05	None	No	0.01	NP (normality)
Chromium (mg/L)	BGWC-9	0.005	0.002	0.1	No	18	0.004833	0.0007071	94.44	None	No	0.01	NP (NDs)
Cobalt (mg/L)	BGWA-6	0.005	0.0005	0.006	No	18	0.003022	0.002282	55.56	None	No	0.01	NP (NDs)
Cobalt (mg/L)	BGWC-10	0.005	0.00052	0.006	No	21	0.003693	0.002119	71.43	None	No	0.01	NP (NDs)
Cobalt (mg/L)	BGWC-12	0.005	0.0004	0.006	No	21	0.002637	0.002312	47.62	None	No	0.01	NP (normality)
Cobalt (mg/L)	BGWC-14A	0.002156	0.0008776	0.006	No	12	0.002767	0.001788	33.33	Kaplan-Meier	sqrt(x)	0.01	Param.
Cobalt (mg/L)	BGWC-16	0.007564	0.005193	0.006	No	21	0.006538	0.002216	4.762	None	x^(1/3)	0.01	Param.
Cobalt (mg/L)	BGWC-17	0.005	0.00015	0.006	No	21	0.004769	0.001058	95.24	None	No	0.01	NP (NDs)
Cobalt (mg/L)	BGWC-18	0.005	0.0009	0.006	No	21	0.003944	0.00194	76.19	None	No	0.01	NP (NDs)
Cobalt (mg/L)	BGWC-19	0.005	0.000072	0.006	No	21	0.004765	0.001075	95.24	None	No	0.01	NP (NDs)
Cobalt (mg/L)	BGWC-20	0.005	0.0008	0.006	No	21	0.004352	0.001628	85.71	None	No	0.01	NP (NDs)
Cobalt (mg/L)	BGWC-21	0.005	0.00058	0.006	No	20	0.002673	0.002192	45	None	No	0.01	NP (normality)
Cobalt (mg/L)	**BGWC-22**	**0.02626**	**0.01607**	**0.006**	**Yes**	**24**	**0.02116**	**0.009987**	**0**	**None**	**No**	**0.01**	**Param.**
Cobalt (mg/L)	BGWC-23	0.005	0.00058	0.006	No	23	0.00366	0.002081	69.57	None	No	0.01	NP (NDs)
Cobalt (mg/L)	BGWC-24	0.004404	0.003205	0.006	No	23	0.003804	0.001147	8.696	None	No	0.01	Param.
Cobalt (mg/L)	BGWC-25	0.005	0.0006	0.006	No	21	0.004563	0.001382	90.48	None	No	0.01	NP (NDs)
Cobalt (mg/L)	BGWC-30	0.005	0.0009	0.006	No	23	0.003223	0.002093	56.52	None	No	0.01	NP (NDs)
Cobalt (mg/L)	BGWC-31	0.005	0.00036	0.006	No	10	0.002284	0.002341	40	None	No	0.011	NP (normality)
Cobalt (mg/L)	BGWC-32	0.008265	0.00296	0.006	No	12	0.005612	0.00338	8.333	None	No	0.01	Param.
Cobalt (mg/L)	BGWC-34D	0.005	0.00042	0.006	No	10	0.001556	0.001834	20	None	No	0.011	NP (normality)
Cobalt (mg/L)	BGWC-35D	0.002652	0.0007457	0.006	No	10	0.001718	0.001285	10	None	sqrt(x)	0.01	Param.
Cobalt (mg/L)	BGWC-36D	0.005	0.00049	0.006	No	10	0.002402	0.002245	40	None	No	0.011	NP (normality)
Cobalt (mg/L)	BGWC-37D	0.001659	0.0005529	0.006	No	7	0.001106	0.0004654	0	None	No	0.01	Param.
Cobalt (mg/L)	BGWC-38D	0.008377	0.001205	0.006	No	8	0.004613	0.004162	0	None	sqrt(x)	0.01	Param.
Cobalt (mg/L)	BGWC-39	0.005	0.00047	0.006	No	8	0.003672	0.002021	62.5	None	No	0.004	NP (NDs)
Cobalt (mg/L)	BGWC-40	0.0006062	0.0004624	0.006	No	7	0.0005343	0.00006051	0	None	No	0.01	Param.
Cobalt (mg/L)	BGWC-41D	0.005	0.00044	0.006	No	5	0.002344	0.002427	40	None	No	0.031	NP (normality)
Cobalt (mg/L)	BGWC-43D	0.006375	0.002491	0.006	No	6	0.004433	0.001414	0	None	No	0.01	Param.
Cobalt (mg/L)	BGWC-52	0.005729	0.0003666	0.006	No	5	0.003048	0.0016	0	None	No	0.01	Param.
Cobalt (mg/L)	BGWC-7	0.00094	0.00068	0.006	No	21	0.001559	0.001714	19.05	None	No	0.01	NP (normality)

Confidence Intervals - All Results

Plant Bowen Client: Southern Company Data: Bowen AP-1 Printed 5/23/2022, 4:03 PM

Constituent	Well	Upper Lim.	Lower Lim.	Compliance	Sig.	N	Mean	Std. Dev.	%NDs	ND Adj.	Transform	Alpha	Method
Cobalt (mg/L)	BGWC-8	0.005	0.0012	0.006	No	21	0.004128	0.001854	80.95	None	No	0.01	NP (NDs)
Cobalt (mg/L)	BGWC-9	0.005	0.0006	0.006	No	20	0.004307	0.001694	85	None	No	0.01	NP (NDs)
Combined Radium 226 + 228 (pCi/L)	BGWA-6	0.6652	0.3048	5	No	18	0.5124	0.3264	0	None	sqrt(x)	0.01	Param.
Combined Radium 226 + 228 (pCi/L)	BGWC-10	1.457	0.9687	5	No	21	1.239	0.4874	0	None	sqrt(x)	0.01	Param.
Combined Radium 226 + 228 (pCi/L)	BGWC-12	0.7428	0.3273	5	No	21	0.535	0.3766	0	None	No	0.01	Param.
Combined Radium 226 + 228 (pCi/L)	BGWC-14A	1.372	0.5611	5	No	12	0.9665	0.5167	0	None	No	0.01	Param.
Combined Radium 226 + 228 (pCi/L)	BGWC-16	1.213	0.6951	5	No	21	0.9542	0.4698	0	None	No	0.01	Param.
Combined Radium 226 + 228 (pCi/L)	BGWC-17	0.853	0.4764	5	No	21	0.6647	0.3413	0	None	No	0.01	Param.
Combined Radium 226 + 228 (pCi/L)	BGWC-18	1.051	0.574	5	No	21	0.8507	0.4965	0	None	sqrt(x)	0.01	Param.
Combined Radium 226 + 228 (pCi/L)	BGWC-19	1.121	0.6433	5	No	21	0.8821	0.4329	0	None	No	0.01	Param.
Combined Radium 226 + 228 (pCi/L)	BGWC-20	1.426	0.8988	5	No	21	1.162	0.4778	0	None	No	0.01	Param.
Combined Radium 226 + 228 (pCi/L)	BGWC-21	0.8627	0.5031	5	No	20	0.6829	0.3167	0	None	No	0.01	Param.
Combined Radium 226 + 228 (pCi/L)	BGWC-22	2.93	2.006	5	No	21	2.468	0.8368	0	None	No	0.01	Param.
Combined Radium 226 + 228 (pCi/L)	BGWC-23	1.846	1.087	5	No	21	1.467	0.6883	0	None	No	0.01	Param.
Combined Radium 226 + 228 (pCi/L)	BGWC-24	3.631	2.071	5	No	21	3.217	2.655	0	None	ln(x)	0.01	Param.
Combined Radium 226 + 228 (pCi/L)	BGWC-25	0.9249	0.4972	5	No	21	0.7111	0.3877	0	None	No	0.01	Param.
Combined Radium 226 + 228 (pCi/L)	BGWC-30	2.213	1.205	5	No	20	1.709	0.8871	0	None	No	0.01	Param.
Combined Radium 226 + 228 (pCi/L)	BGWC-31	1.871	1.099	5	No	10	1.485	0.4327	0	None	No	0.01	Param.
Combined Radium 226 + 228 (pCi/L)	BGWC-32	2.202	1.123	5	No	10	1.662	0.6043	0	None	No	0.01	Param.
Combined Radium 226 + 228 (pCi/L)	BGWC-34D	2.897	1.573	5	No	10	2.235	0.7415	0	None	No	0.01	Param.
Combined Radium 226 + 228 (pCi/L)	BGWC-35D	3.153	1.839	5	No	10	2.496	0.7361	0	None	No	0.01	Param.
Combined Radium 226 + 228 (pCi/L)	BGWC-36D	2.439	1.284	5	No	10	1.862	0.6473	0	None	No	0.01	Param.
Combined Radium 226 + 228 (pCi/L)	BGWC-37D	3.382	2.121	5	No	7	2.751	0.5311	0	None	No	0.01	Param.
Combined Radium 226 + 228 (pCi/L)	BGWC-38D	6.15	3.51	5	No	7	4.83	1.111	0	None	No	0.01	Param.
Combined Radium 226 + 228 (pCi/L)	BGWC-39	1.712	0.3516	5	No	7	1.032	0.5726	0	None	No	0.01	Param.
Combined Radium 226 + 228 (pCi/L)	BGWC-40	1.105	0.2545	5	No	7	0.6796	0.3578	0	None	No	0.01	Param.
Combined Radium 226 + 228 (pCi/L)	BGWC-41D	1.941	0.4205	5	No	5	1.181	0.4536	0	None	No	0.01	Param.
Combined Radium 226 + 228 (pCi/L)	BGWC-42D	1.47	0.1218	5	No	5	0.7958	0.4022	0	None	No	0.01	Param.
Combined Radium 226 + 228 (pCi/L)	BGWC-43D	2.233	0.8673	5	No	5	1.55	0.4074	0	None	No	0.01	Param.
Combined Radium 226 + 228 (pCi/L)	BGWC-44D	1.709	0.389	5	No	5	1.049	0.3939	0	None	No	0.01	Param.
Combined Radium 226 + 228 (pCi/L)	BGWC-51	0.8529	0.3191	5	No	5	0.586	0.1593	0	None	No	0.01	Param.
Combined Radium 226 + 228 (pCi/L)	BGWC-52	1.66	0.224	5	No	5	0.9652	0.6351	0	None	No	0.031	NP (selected)
Combined Radium 226 + 228 (pCi/L)	BGWC-7	1.677	1.205	5	No	21	1.441	0.4274	0	None	No	0.01	Param.
Combined Radium 226 + 228 (pCi/L)	BGWC-8	0.8189	0.3901	5	No	21	0.6045	0.3887	0	None	No	0.01	Param.
Combined Radium 226 + 228 (pCi/L)	BGWC-9	1.026	0.4895	5	No	20	0.8053	0.54	0	None	sqrt(x)	0.01	Param.
Fluoride (mg/L)	BGWA-6	0.12	0.06	4	No	19	0.08789	0.02679	68.42	None	No	0.01	NP (NDs)
Fluoride (mg/L)	BGWC-10	0.1048	0.05317	4	No	22	0.112	0.06931	40.91	Kaplan-Meier	ln(x)	0.01	Param.
Fluoride (mg/L)	BGWC-12	0.12	0.065	4	No	22	0.1051	0.06302	45.45	None	No	0.01	NP (normality)
Fluoride (mg/L)	BGWC-14A	0.1	0.055	4	No	12	0.08608	0.02078	66.67	None	No	0.01	NP (NDs)
Fluoride (mg/L)	BGWC-16	0.16	0.06111	4	No	22	0.137	0.1145	27.27	Kaplan-Meier	sqrt(x)	0.01	Param.
Fluoride (mg/L)	BGWC-17	0.2151	0.1175	4	No	22	0.1904	0.1426	4.545	None	ln(x)	0.01	Param.
Fluoride (mg/L)	BGWC-18	0.14	0.08	4	No	22	0.1283	0.09998	36.36	None	No	0.01	NP (normality)
Fluoride (mg/L)	BGWC-19	0.11	0.07	4	No	22	0.1193	0.1135	36.36	None	No	0.01	NP (normality)
Fluoride (mg/L)	BGWC-20	0.13	0.07	4	No	22	0.1216	0.1349	50	None	No	0.01	NP (normality)
Fluoride (mg/L)	BGWC-21	0.1	0.066	4	No	21	0.08371	0.02647	52.38	None	No	0.01	NP (NDs)
Fluoride (mg/L)	BGWC-22	0.39	0.23	4	No	25	0.3816	0.2846	0	None	No	0.01	NP (normality)
Fluoride (mg/L)	BGWC-23	0.12	0.066	4	No	24	0.17	0.2132	20.83	None	No	0.01	NP (normality)
Fluoride (mg/L)	BGWC-24	1.8	0.095	4	No	24	0.842	1.101	8.333	None	No	0.01	NP (normality)
Fluoride (mg/L)	BGWC-25	0.11	0.08	4	No	22	0.09386	0.03008	50	None	No	0.01	NP (normality)
Fluoride (mg/L)	BGWC-30	0.2027	0.07834	4	No	24	0.213	0.2035	20.83	Kaplan-Meier	ln(x)	0.01	Param.
Fluoride (mg/L)	BGWC-32	0.66	0.097	4	No	12	0.3481	0.3688	0	None	No	0.01	NP (normality)
Fluoride (mg/L)	BGWC-34D	0.1	0.1	4	No	10	0.0935	0.02055	90	None	No	0.011	NP (NDs)
Fluoride (mg/L)	BGWC-35D	0.26	0.13	4	No	10	0.253	0.2354	0	None	No	0.011	NP (normality)
Fluoride (mg/L)	BGWC-36D	0.26	0.1	4	No	10	0.165	0.1071	10	None	No	0.011	NP (normality)
Fluoride (mg/L)	BGWC-37D	0.4916	0.1513	4	No	7	0.3214	0.1432	0	None	No	0.01	Param.
Fluoride (mg/L)	BGWC-38D	0.6736	0.3489	4	No	8	0.5113	0.1532	0	None	No	0.01	Param.
Fluoride (mg/L)	BGWC-39	0.1519	0.06208	4	No	8	0.107	0.04238	12.5	None	No	0.01	Param.
Fluoride (mg/L)	BGWC-40	0.09754	0.05134	4	No	8	0.087	0.02447	37.5	Kaplan-Meier	No	0.01	Param.
Fluoride (mg/L)	BGWC-41D	0.1073	0.06856	4	No	6	0.09067	0.01517	16.67	Kaplan-Meier	No	0.01	Param.
Fluoride (mg/L)	BGWC-42D	0.7145	0.3769	4	No	7	0.5457	0.1421	0	None	No	0.01	Param.

Confidence Intervals - All Results

Plant Bowen Client: Southern Company Data: Bowen AP-1 Printed 5/23/2022, 4:03 PM

Constituent	Well	Upper Lim.	Lower Lim.	Compliance	Sig.	N	Mean	Std. Dev.	%NDs	ND Adj.	Transform	Alpha	Method
Fluoride (mg/L)	BGWC-43D	1.134	0.8082	4	No	8	0.9713	0.1538	0	None	No	0.01	Param.
Fluoride (mg/L)	BGWC-44D	0.16	0.088	4	No	6	0.1097	0.02563	50	None	No	0.0155	NP (normality)
Fluoride (mg/L)	BGWC-51	0.1755	0.05688	4	No	5	0.1162	0.0354	0	None	No	0.01	Param.
Fluoride (mg/L)	BGWC-52	0.1255	0.06893	4	No	5	0.0972	0.01687	0	None	No	0.01	Param.
Fluoride (mg/L)	BGWC-7	0.1796	0.1192	4	No	22	0.1494	0.05627	4.545	None	No	0.01	Param.
Fluoride (mg/L)	BGWC-8	0.1	0.061	4	No	22	0.08095	0.0305	63.64	None	No	0.01	NP (NDs)
Fluoride (mg/L)	BGWC-9	0.2285	0.1028	4	No	21	0.1852	0.147	0	None	x^(1/3)	0.01	Param.
Lead (mg/L)	BGWA-6	0.001	0.00016	0.015	No	17	0.0007854	0.0003994	76.47	None	No	0.01	NP (NDs)
Lead (mg/L)	BGWC-10	0.001	0.00019	0.015	No	19	0.0009121	0.0002634	89.47	None	No	0.01	NP (NDs)
Lead (mg/L)	BGWC-12	0.001	0.00013	0.015	No	19	0.0006656	0.0004192	57.89	None	No	0.01	NP (NDs)
Lead (mg/L)	BGWC-14A	0.001	0.000062	0.015	No	12	0.0006918	0.0004555	66.67	None	No	0.01	NP (NDs)
Lead (mg/L)	BGWC-16	0.001	0.00014	0.015	No	19	0.0006489	0.0004261	57.89	None	No	0.01	NP (NDs)
Lead (mg/L)	BGWC-17	0.001	0.000079	0.015	No	19	0.0009515	0.0002113	94.74	None	No	0.01	NP (NDs)
Lead (mg/L)	BGWC-18	0.001	0.0001	0.015	No	19	0.0006722	0.0004416	63.16	None	No	0.01	NP (NDs)
Lead (mg/L)	BGWC-19	0.001	0.0006	0.015	No	19	0.0009283	0.0002343	89.47	None	No	0.01	NP (NDs)
Lead (mg/L)	BGWC-20	0.001	0.0001	0.015	No	19	0.0009044	0.0002865	89.47	None	No	0.01	NP (NDs)
Lead (mg/L)	BGWC-21	0.001	0.000068	0.015	No	18	0.0006381	0.000467	61.11	None	No	0.01	NP (NDs)
Lead (mg/L)	BGWC-22	0.001	0.00014	0.015	No	19	0.0007734	0.0003931	73.68	None	No	0.01	NP (NDs)
Lead (mg/L)	BGWC-23	0.001	0.00031	0.015	No	19	0.0009184	0.000246	89.47	None	No	0.01	NP (NDs)
Lead (mg/L)	BGWC-24	0.001	0.000071	0.015	No	19	0.0007331	0.0004192	68.42	None	No	0.01	NP (NDs)
Lead (mg/L)	BGWC-25	0.001	0.00013	0.015	No	19	0.0006855	0.0004021	57.89	None	No	0.01	NP (NDs)
Lead (mg/L)	BGWC-30	0.001	0.00015	0.015	No	19	0.0005679	0.0004257	47.37	None	No	0.01	NP (normality)
Lead (mg/L)	BGWC-31	0.0008326	0.000187	0.015	No	9	0.0006407	0.0003933	22.22	Kaplan-Meier	No	0.01	Param.
Lead (mg/L)	BGWC-32	0.001	0.000072	0.015	No	9	0.000798	0.0004009	77.78	Kaplan-Meier	No	0.002	NP (NDs)
Lead (mg/L)	BGWC-34D	0.001	0.000054	0.015	No	9	0.0008949	0.0003153	88.89	Kaplan-Meier	No	0.002	NP (NDs)
Lead (mg/L)	BGWC-35D	0.0002961	0.0001049	0.015	No	9	0.0004677	0.0004082	33.33	Kaplan-Meier	x^(1/3)	0.01	Param.
Lead (mg/L)	BGWC-36D	0.000504	0.0001317	0.015	No	9	0.0005467	0.0003839	33.33	Kaplan-Meier	sqrt(x)	0.01	Param.
Lead (mg/L)	BGWC-37D	0.001	0.000073	0.015	No	7	0.0005079	0.000466	42.86	None	No	0.008	NP (normality)
Lead (mg/L)	BGWC-38D	0.001	0.00016	0.015	No	7	0.0006614	0.0004231	57.14	None	No	0.008	NP (NDs)
Lead (mg/L)	BGWC-39	0.001	0.0001	0.015	No	7	0.0008714	0.0003402	85.71	None	No	0.008	NP (NDs)
Lead (mg/L)	BGWC-40	0.001	0.00014	0.015	No	7	0.00041	0.0004044	28.57	None	No	0.008	NP (normality)
Lead (mg/L)	BGWC-41D	0.001	0.000036	0.015	No	5	0.0008072	0.0004311	80	None	No	0.031	NP (NDs)
Lead (mg/L)	BGWC-42D	0.001	0.000041	0.015	No	5	0.000617	0.0005244	60	None	No	0.031	NP (NDs)
Lead (mg/L)	BGWC-43D	0.001	0.00012	0.015	No	5	0.000824	0.0003935	80	None	No	0.031	NP (NDs)
Lead (mg/L)	BGWC-44D	0.001	0.00017	0.015	No	5	0.000834	0.0003712	80	None	No	0.031	NP (NDs)
Lead (mg/L)	BGWC-51	0.001	0.00015	0.015	No	5	0.000506	0.0004518	40	None	No	0.031	NP (normality)
Lead (mg/L)	BGWC-52	0.0001426	0.00004956	0.015	No	5	0.0004528	0.0005	40	Kaplan-Meier	ln(x)	0.01	Param.
Lead (mg/L)	BGWC-8	0.001	0.0003	0.015	No	19	0.0008258	0.0003484	78.95	None	No	0.01	NP (NDs)
Lead (mg/L)	BGWC-9	0.001	0.000082	0.015	No	18	0.0005704	0.0004525	50	None	No	0.01	NP (normality)
Lithium (mg/L)	BGWA-6	0.03	0.00082	0.04	No	18	0.02838	0.006878	94.44	None	No	0.01	NP (NDs)
Lithium (mg/L)	BGWC-10	0.03	0.00093	0.04	No	21	0.01108	0.01376	33.33	None	No	0.01	NP (normality)
Lithium (mg/L)	BGWC-12	0.03	0.001	0.04	No	21	0.01621	0.01482	52.38	None	No	0.01	NP (NDs)
Lithium (mg/L)	BGWC-14A	0.03	0.00087	0.04	No	12	0.01787	0.01498	58.33	None	No	0.01	NP (NDs)
Lithium (mg/L)	BGWC-16	0.03	0.00049	0.04	No	21	0.02859	0.00644	95.24	None	No	0.01	NP (NDs)
Lithium (mg/L)	BGWC-17	0.03	0.00069	0.04	No	21	0.0286	0.006396	95.24	None	No	0.01	NP (NDs)
Lithium (mg/L)	BGWC-20	0.02633	0.01837	0.04	No	21	0.02235	0.007218	0	None	No	0.01	Param.
Lithium (mg/L)	BGWC-22	0.02897	0.01783	0.04	No	21	0.0234	0.0101	0	None	No	0.01	Param.
Lithium (mg/L)	BGWC-23	0.02446	0.01293	0.04	No	21	0.01967	0.01109	0	None	sqrt(x)	0.01	Param.
Lithium (mg/L)	BGWC-24	0.0082	0.0057	0.04	No	21	0.009019	0.007064	9.524	None	No	0.01	NP (normality)
Lithium (mg/L)	BGWC-30	0.0182	0.0014	0.04	No	21	0.00995	0.009007	4.762	None	No	0.01	NP (normality)
Lithium (mg/L)	BGWC-34D	0.03	0.00098	0.04	No	10	0.02417	0.0123	80	None	No	0.011	NP (NDs)
Lithium (mg/L)	BGWC-35D	0.01661	0.008993	0.04	No	10	0.0128	0.004267	0	None	No	0.01	Param.
Lithium (mg/L)	BGWC-36D	0.0044	0.0011	0.04	No	10	0.00495	0.008853	10	None	No	0.011	NP (normality)
Lithium (mg/L)	BGWC-37D	0.044	0.004	0.04	No	6	0.01713	0.0151	0	None	No	0.0155	NP (selected)
Lithium (mg/L)	BGWC-38D	0.01862	0.00547	0.04	No	7	0.01204	0.005533	0	None	No	0.01	Param.
Lithium (mg/L)	BGWC-39	0.005891	0.002852	0.04	No	7	0.004371	0.001279	0	None	No	0.01	Param.
Lithium (mg/L)	BGWC-40	0.03	0.00079	0.04	No	6	0.01058	0.01504	33.33	None	No	0.0155	NP (normality)
Lithium (mg/L)	BGWC-41D	0.002654	0.0008344	0.04	No	5	0.001744	0.0005428	0	None	No	0.01	Param.
Lithium (mg/L)	BGWC-42D	0.03	0.0012	0.04	No	4	0.0087	0.01421	25	None	No	0.0625	NP (normality)
Lithium (mg/L)	BGWC-43D	0.03142	0.02098	0.04	No	5	0.0262	0.003114	0	None	No	0.01	Param.

Confidence Intervals - All Results

Plant Bowen Client: Southern Company Data: Bowen AP-1 Printed 5/23/2022, 4:03 PM

Constituent	Well	Upper Lim.	Lower Lim.	Compliance	Sig.	N	Mean	Std. Dev.	%NDs	ND Adj.	Transform	Alpha	Method
Lithium (mg/L)	BGWC-44D	0.004204	0.001516	0.04	No	5	0.00286	0.0008019	0	None	No	0.01	Param.
Lithium (mg/L)	BGWC-51	0.003604	0.0008694	0.04	No	5	0.00756	0.01258	20	Kaplan-Meier	ln(x)	0.01	Param.
Lithium (mg/L)	BGWC-52	0.004112	0.001765	0.04	No	5	0.00332	0.0007662	0	None	x^4	0.01	Param.
Lithium (mg/L)	BGWC-7	0.0094	0.0074	0.04	No	21	0.009495	0.004805	4.762	None	No	0.01	NP (normality)
Lithium (mg/L)	BGWC-8	0.03	0.001	0.04	No	21	0.02862	0.006328	95.24	None	No	0.01	NP (NDs)
Lithium (mg/L)	BGWC-9	0.03	0.0012	0.04	No	20	0.0114	0.014	35	None	No	0.01	NP (normality)
Mercury (mg/L)	BGWA-6	0.0002	0.000084	0.002	No	17	0.0001932	0.00002813	94.12	None	No	0.01	NP (NDs)
Mercury (mg/L)	BGWC-10	0.0002	0.0001	0.002	No	19	0.0001867	0.00004066	89.47	None	No	0.01	NP (NDs)
Mercury (mg/L)	BGWC-12	0.0002	0.0001	0.002	No	19	0.0001873	0.00003879	89.47	None	No	0.01	NP (NDs)
Mercury (mg/L)	BGWC-16	0.0002	0.000098	0.002	No	19	0.0001946	0.0000234	89.47	None	No	0.01	NP (NDs)
Mercury (mg/L)	BGWC-17	0.0002196	0.0001385	0.002	No	19	0.0002042	0.00006834	21.05	Kaplan-Meier	sqrt(x)	0.01	Param.
Mercury (mg/L)	BGWC-18	0.0002	0.000079	0.002	No	19	0.0001936	0.00002776	94.74	Kaplan-Meier	No	0.01	NP (NDs)
Mercury (mg/L)	BGWC-19	0.0002	0.00008	0.002	No	19	0.0001858	0.00004286	89.47	None	No	0.01	NP (NDs)
Mercury (mg/L)	BGWC-20	0.0002	0.000066	0.002	No	19	0.0001929	0.00003074	94.74	None	No	0.01	NP (NDs)
Mercury (mg/L)	BGWC-22	0.0002	0.000092	0.002	No	19	0.000186	0.00004276	89.47	None	No	0.01	NP (NDs)
Mercury (mg/L)	BGWC-23	0.0002	0.00005	0.002	No	19	0.0001839	0.00004825	89.47	None	No	0.01	NP (NDs)
Mercury (mg/L)	BGWC-24	0.000725	0.0001036	0.002	No	19	0.001109	0.001537	15.79	Kaplan-Meier	ln(x)	0.01	Param.
Mercury (mg/L)	BGWC-25	0.0002	0.000047	0.002	No	19	0.0001919	0.0000351	94.74	Kaplan-Meier	No	0.01	NP (NDs)
Mercury (mg/L)	BGWC-30	0.0002	0.00008	0.002	No	19	0.0001479	0.00006455	57.89	None	No	0.01	NP (NDs)
Mercury (mg/L)	BGWC-36D	0.0002	0.00018	0.002	No	9	0.0001978	0.000006667	88.89	None	No	0.002	NP (NDs)
Mercury (mg/L)	BGWC-38D	0.0002	0.0001	0.002	No	7	0.0001743	0.00004429	71.43	None	No	0.008	NP (NDs)
Mercury (mg/L)	BGWC-51	0.0046	0.00025	0.002	No	5	0.00231	0.001688	0	None	No	0.031	NP (selected)
Mercury (mg/L)	BGWC-52	0.0002	0.00019	0.002	No	5	0.000198	0.000004472	80	None	No	0.031	NP (NDs)
Mercury (mg/L)	BGWC-7	0.0002	0.000053	0.002	No	19	0.0001923	0.00003372	94.74	None	No	0.01	NP (NDs)
Mercury (mg/L)	BGWC-8	0.0002	0.000097	0.002	No	19	0.0001946	0.00002363	94.74	None	No	0.01	NP (NDs)
Mercury (mg/L)	BGWC-9	0.0002	0.00008	0.002	No	18	0.0001933	0.00002828	94.44	None	No	0.01	NP (NDs)
Molybdenum (mg/L)	BGWA-6	0.01	0.001	0.1	No	18	0.008959	0.003033	88.89	None	No	0.01	NP (NDs)
Molybdenum (mg/L)	BGWC-10	0.0037	0.0032	0.1	No	21	0.00361	0.0008185	0	None	No	0.01	NP (normality)
Molybdenum (mg/L)	BGWC-14A	0.01	0.0011	0.1	No	12	0.00382	0.003837	25	None	No	0.01	NP (normality)
Molybdenum (mg/L)	BGWC-19	0.01	0.00023	0.1	No	21	0.009535	0.002132	95.24	None	No	0.01	NP (NDs)
Molybdenum (mg/L)	BGWC-20	0.018	0.0125	0.1	No	21	0.01614	0.005102	0	None	No	0.01	NP (normality)
Molybdenum (mg/L)	BGWC-21	0.005	0.0016	0.1	No	20	0.00426	0.003513	25	None	No	0.01	NP (normality)
Molybdenum (mg/L)	BGWC-22	0.0682	0.04	0.1	No	24	0.05295	0.01341	0	None	No	0.01	NP (normality)
Molybdenum (mg/L)	BGWC-23	0.01279	0.0112	0.1	No	23	0.012	0.001512	0	None	No	0.01	Param.
Molybdenum (mg/L)	BGWC-24	0.01	0.002	0.1	No	23	0.006085	0.004022	47.83	None	No	0.01	NP (normality)
Molybdenum (mg/L)	BGWC-25	0.01	0.0026	0.1	No	21	0.007308	0.003647	61.9	None	No	0.01	NP (NDs)
Molybdenum (mg/L)	BGWC-30	0.01388	0.006371	0.1	No	23	0.01013	0.007181	0	None	No	0.01	Param.
Molybdenum (mg/L)	BGWC-31	0.01	0.01	0.1	No	10	0.009033	0.003058	90	None	No	0.011	NP (NDs)
Molybdenum (mg/L)	BGWC-32	0.003979	0.003093	0.1	No	11	0.003536	0.0005316	0	None	No	0.01	Param.
Molybdenum (mg/L)	BGWC-34D	0.0021	0.0009	0.1	No	10	0.00199	0.002838	10	None	No	0.011	NP (normality)
Molybdenum (mg/L)	BGWC-35D	0.03654	0.02673	0.1	No	11	0.03164	0.005887	0	None	No	0.01	Param.
Molybdenum (mg/L)	BGWC-36D	0.01412	0.007463	0.1	No	11	0.01079	0.003993	0	None	No	0.01	Param.
Molybdenum (mg/L)	BGWC-37D	0.02417	0.008967	0.1	No	8	0.01648	0.009964	0	None	ln(x)	0.01	Param.
Molybdenum (mg/L)	BGWC-38D	0.1248	0.08723	0.1	No	9	0.106	0.01944	0	None	No	0.01	Param.
Molybdenum (mg/L)	BGWC-39	0.009131	0.003184	0.1	No	7	0.006157	0.002503	0	None	No	0.01	Param.
Molybdenum (mg/L)	BGWC-40	0.01	0.00069	0.1	No	7	0.006184	0.004764	57.14	None	No	0.008	NP (NDs)
Molybdenum (mg/L)	BGWC-41D	0.0142	0.007497	0.1	No	6	0.01145	0.002239	16.67	Kaplan-Meier	No	0.01	Param.
Molybdenum (mg/L)	BGWC-42D	0.021	0.0052	0.1	No	7	0.01266	0.007126	0	None	No	0.008	NP (selected)
Molybdenum (mg/L)	**BGWC-43D**	**0.2241**	**0.1309**	**0.1**	**Yes**	**8**	**0.1775**	**0.044**	**0**	**None**	**No**	**0.01**	**Param.**
Molybdenum (mg/L)	BGWC-44D	0.006466	0.001214	0.1	No	6	0.004867	0.003159	16.67	Kaplan-Meier	No	0.01	Param.
Molybdenum (mg/L)	BGWC-51	0.01	0.0027	0.1	No	5	0.00854	0.003265	80	None	No	0.031	NP (NDs)
Molybdenum (mg/L)	BGWC-52	0.004183	0.003457	0.1	No	5	0.00382	0.0002168	0	None	No	0.01	Param.
Molybdenum (mg/L)	BGWC-7	0.01193	0.009439	0.1	No	21	0.01045	0.002599	0	None	x^2	0.01	Param.
Molybdenum (mg/L)	BGWC-8	0.00272	0.001237	0.1	No	21	0.004456	0.003803	28.57	Kaplan-Meier	x^(1/3)	0.01	Param.
Molybdenum (mg/L)	BGWC-9	0.003346	0.002704	0.1	No	20	0.003025	0.0005646	0	None	No	0.01	Param.
Selenium (mg/L)	BGWA-6	0.005	0.0032	0.05	No	17	0.004618	0.001193	88.24	None	No	0.01	NP (NDs)
Selenium (mg/L)	BGWC-12	0.005	0.0004	0.05	No	19	0.004758	0.001055	94.74	None	No	0.01	NP (NDs)
Selenium (mg/L)	BGWC-14A	0.005	0.0014	0.05	No	12	0.0047	0.001039	91.67	None	No	0.01	NP (NDs)
Selenium (mg/L)	BGWC-16	0.005	0.0019	0.05	No	19	0.003826	0.001646	63.16	None	No	0.01	NP (NDs)
Selenium (mg/L)	BGWC-17	0.005	0.0022	0.05	No	19	0.004193	0.001637	78.95	None	No	0.01	NP (NDs)

Confidence Intervals - All Results

Plant Bowen Client: Southern Company Data: Bowen AP-1 Printed 5/23/2022, 4:03 PM

Constituent	Well	Upper Lim.	Lower Lim.	Compliance	Sig.	N	Mean	Std. Dev.	%NDs	ND Adj.	Transform	Alpha	Method
Selenium (mg/L)	BGWC-18	0.005	0.001	0.05	No	19	0.004789	0.0009177	94.74	None	No	0.01	NP (NDs)
Selenium (mg/L)	BGWC-19	0.005	0.0013	0.05	No	19	0.004332	0.001592	84.21	None	No	0.01	NP (NDs)
Selenium (mg/L)	BGWC-20	0.005	0.0037	0.05	No	19	0.004932	0.0002982	94.74	None	No	0.01	NP (NDs)
Selenium (mg/L)	BGWC-21	0.005	0.001	0.05	No	18	0.004507	0.001444	88.89	None	No	0.01	NP (NDs)
Selenium (mg/L)	BGWC-22	0.012	0.0026	0.05	No	19	0.005074	0.001899	84.21	None	No	0.01	NP (NDs)
Selenium (mg/L)	BGWC-23	0.0176	0.002	0.05	No	19	0.005505	0.003008	89.47	None	No	0.01	NP (NDs)
Selenium (mg/L)	BGWC-24	0.0067	0.0038	0.05	No	19	0.006378	0.006094	15.79	None	No	0.01	NP (normality)
Selenium (mg/L)	BGWC-30	0.009847	0.005659	0.05	No	19	0.007753	0.003576	10.53	None	No	0.01	Param.
Selenium (mg/L)	BGWC-31	0.005	0.00008	0.05	No	9	0.004453	0.00164	88.89	None	No	0.002	NP (NDs)
Selenium (mg/L)	BGWC-32	0.005	0.00015	0.05	No	9	0.004461	0.001617	88.89	None	No	0.002	NP (NDs)
Selenium (mg/L)	BGWC-34D	0.005	0.0001	0.05	No	9	0.004456	0.001633	88.89	None	No	0.002	NP (NDs)
Selenium (mg/L)	BGWC-36D	0.01229	0.004934	0.05	No	9	0.008611	0.003809	0	None	No	0.01	Param.
Selenium (mg/L)	BGWC-38D	0.005	0.003	0.05	No	7	0.004714	0.0007559	71.43	None	No	0.008	NP (NDs)
Selenium (mg/L)	BGWC-39	0.005	0.002	0.05	No	7	0.004143	0.001464	71.43	None	No	0.008	NP (NDs)
Selenium (mg/L)	BGWC-40	0.01069	0.003	0.05	No	7	0.006843	0.003235	0	None	No	0.01	Param.
Selenium (mg/L)	BGWC-41D	0.005	0.0016	0.05	No	5	0.00364	0.001862	60	None	No	0.031	NP (NDs)
Selenium (mg/L)	BGWC-42D	0.005	0.0022	0.05	No	5	0.00398	0.001408	60	None	No	0.031	NP (NDs)
Selenium (mg/L)	BGWC-43D	0.005	0.0028	0.05	No	5	0.00456	0.0009839	80	None	No	0.031	NP (NDs)
Selenium (mg/L)	BGWC-51	0.01755	0.004131	0.05	No	5	0.01084	0.004003	0	None	No	0.01	Param.
Selenium (mg/L)	BGWC-52	0.005	0.0016	0.05	No	5	0.00368	0.001809	60	None	No	0.031	NP (NDs)
Selenium (mg/L)	BGWC-8	0.005	0.00015	0.05	No	19	0.004484	0.001545	89.47	None	No	0.01	NP (NDs)
Selenium (mg/L)	BGWC-9	0.005	0.0014	0.05	No	18	0.003484	0.001983	61.11	None	No	0.01	NP (NDs)
Thallium (mg/L)	BGWA-6	0.001	0.000061	0.002	No	18	0.0005392	0.0004748	50	None	No	0.01	NP (normality)
Thallium (mg/L)	BGWC-12	0.001	0.00009	0.002	No	21	0.0007801	0.0004031	76.19	None	No	0.01	NP (NDs)
Thallium (mg/L)	BGWC-14A	0.0004893	0.0002107	0.002	No	12	0.00035	0.0001775	0	None	No	0.01	Param.
Thallium (mg/L)	BGWC-16	0.00024	0.0002	0.002	No	21	0.0002229	0.00003379	0	None	No	0.01	NP (normality)
Thallium (mg/L)	BGWC-17	0.001	0.00008	0.002	No	21	0.0005743	0.0004595	52.38	None	No	0.01	NP (NDs)
Thallium (mg/L)	BGWC-18	0.001	0.000071	0.002	No	21	0.0008666	0.0003348	85.71	None	No	0.01	NP (NDs)
Thallium (mg/L)	BGWC-19	0.001	0.000085	0.002	No	21	0.0006988	0.0004373	66.67	None	No	0.01	NP (NDs)
Thallium (mg/L)	BGWC-20	0.001	0.00025	0.002	No	21	0.0009262	0.0002332	90.48	None	No	0.01	NP (NDs)
Thallium (mg/L)	BGWC-22	0.0008052	0.0006062	0.002	No	21	0.0007057	0.0001804	0	None	No	0.01	Param.
Thallium (mg/L)	BGWC-23	0.001	0.00038	0.002	No	21	0.0007643	0.0003603	66.67	None	No	0.01	NP (NDs)
Thallium (mg/L)	BGWC-24	0.0006608	0.0004364	0.002	No	21	0.0005486	0.0002034	9.524	None	No	0.01	Param.
Thallium (mg/L)	BGWC-30	0.0004869	0.000224	0.002	No	21	0.0005855	0.0003166	19.05	Kaplan-Meier	No	0.01	Param.
Thallium (mg/L)	BGWC-32	0.001	0.00013	0.002	No	10	0.0003434	0.0003609	20	None	No	0.011	NP (normality)
Thallium (mg/L)	BGWC-34D	0.001	0.001	0.002	No	10	0.0009089	0.0002881	90	None	No	0.011	NP (NDs)
Thallium (mg/L)	BGWC-35D	0.001	0.00016	0.002	No	10	0.0007488	0.000407	70	None	No	0.011	NP (NDs)
Thallium (mg/L)	BGWC-36D	0.0002771	0.0001489	0.002	No	10	0.000213	0.00007181	0	None	No	0.01	Param.
Thallium (mg/L)	BGWC-38D	0.001307	0.000005491	0.002	No	7	0.000908	0.0008879	42.86	Kaplan-Meier	sqrt(x)	0.01	Param.
Thallium (mg/L)	BGWC-39	0.001	0.00013	0.002	No	7	0.0003143	0.0003063	14.29	None	No	0.008	NP (normality)
Thallium (mg/L)	BGWC-40	0.001	0.00014	0.002	No	7	0.0008771	0.000325	85.71	None	No	0.008	NP (NDs)
Thallium (mg/L)	BGWC-43D	0.003689	0.0009911	0.002	No	5	0.00234	0.000805	0	None	No	0.01	Param.
Thallium (mg/L)	BGWC-51	0.001	0.0002	0.002	No	5	0.00072	0.0003899	60	None	No	0.031	NP (NDs)
Thallium (mg/L)	BGWC-52	0.0004861	0.0001824	0.002	No	5	0.000458	0.0003167	20	Kaplan-Meier	sqrt(x)	0.01	Param.
Thallium (mg/L)	BGWC-7	0.001	0.00015	0.002	No	21	0.0007163	0.0004137	66.67	None	No	0.01	NP (NDs)
Thallium (mg/L)	BGWC-9	0.001	0.00022	0.002	No	20	0.0008733	0.0003107	85	None	No	0.01	NP (NDs)

Appendix IV Trend Tests - Significant Results

Plant Bowen Client: Southern Company Data: Bowen AP-1 Printed 5/23/2022, 10:25 AM

Constituent	Well	Slope	Calc.	Critical	Sig.	N	%NDs	Normality	Xform	Alpha	Method
Cobalt (mg/L)	**BGWC-22**	**0.004322**	**218**	**105**	**Yes**	**24**	**0**	**n/a**	**n/a**	**0.01**	**NP**
Molybdenum (mg/L)	**BGWA-48D (bg)**	**-0.002236**	**-46**	**-38**	**Yes**	**12**	**0**	**n/a**	**n/a**	**0.01**	**NP**

Appendix IV Trend Tests - All Results

Plant Bowen Client: Southern Company Data: Bowen AP-1 Printed 5/23/2022, 10:25 AM

Constituent	Well	Slope	Calc.	Critical	Sig.	N	%NDs	Normality	Xform	Alpha	Method
Arsenic (mg/L)	BGWA-2 (bg)	0	31	87	No	21	47.62	n/a	n/a	0.01	NP
Arsenic (mg/L)	BGWA-29 (bg)	0	9	87	No	21	57.14	n/a	n/a	0.01	NP
Arsenic (mg/L)	BGWA-33 (bg)	0.0002037	5	25	No	9	22.22	n/a	n/a	0.01	NP
Arsenic (mg/L)	BGWA-47D (bg)	0	6	38	No	12	66.67	n/a	n/a	0.01	NP
Arsenic (mg/L)	BGWA-48D (bg)	0.001787	20	38	No	12	33.33	n/a	n/a	0.01	NP
Arsenic (mg/L)	BGWC-34D	0.0008455	16	38	No	12	0	n/a	n/a	0.01	NP
Cobalt (mg/L)	BGWA-2 (bg)	0	8	92	No	22	86.36	n/a	n/a	0.01	NP
Cobalt (mg/L)	BGWA-29 (bg)	0	0	87	No	21	100	n/a	n/a	0.01	NP
Cobalt (mg/L)	BGWA-33 (bg)	0	8	25	No	9	88.89	n/a	n/a	0.01	NP
Cobalt (mg/L)	BGWA-47D (bg)	0	9	38	No	12	91.67	n/a	n/a	0.01	NP
Cobalt (mg/L)	BGWA-48D (bg)	0	9	38	No	12	83.33	n/a	n/a	0.01	NP
Cobalt (mg/L)	**BGWC-22**	**0.004322**	**218**	**105**	**Yes**	**24**	**0**	**n/a**	**n/a**	**0.01**	**NP**
Molybdenum (mg/L)	BGWA-2 (bg)	0	10	92	No	22	45.45	n/a	n/a	0.01	NP
Molybdenum (mg/L)	BGWA-29 (bg)	0	-4	-87	No	21	95.24	n/a	n/a	0.01	NP
Molybdenum (mg/L)	BGWA-33 (bg)	-0.002011	-18	-30	No	10	0	n/a	n/a	0.01	NP
Molybdenum (mg/L)	BGWA-47D (bg)	0	11	38	No	12	91.67	n/a	n/a	0.01	NP
Molybdenum (mg/L)	**BGWA-48D (bg)**	**-0.002236**	**-46**	**-38**	**Yes**	**12**	**0**	**n/a**	**n/a**	**0.01**	**NP**
Molybdenum (mg/L)	BGWC-43D	0.05184	11	21	No	8	0	n/a	n/a	0.01	NP

FIGURE A.

Sanitas™ v.9.6.33 Groundwater Stats Consulting. UG
Hollow symbols indicate censored values.

Time Series

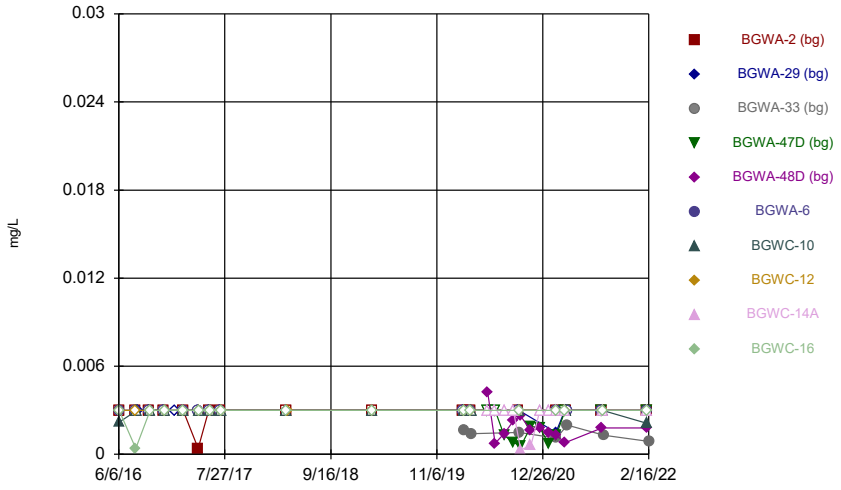

Constituent: Antimony Analysis Run 5/23/2022 9:38 AM
Plant Bowen Client: Southern Company Data: Bowen AP-1

Sanitas™ v.9.6.33 Groundwater Stats Consulting. UG
Hollow symbols indicate censored values.

Time Series

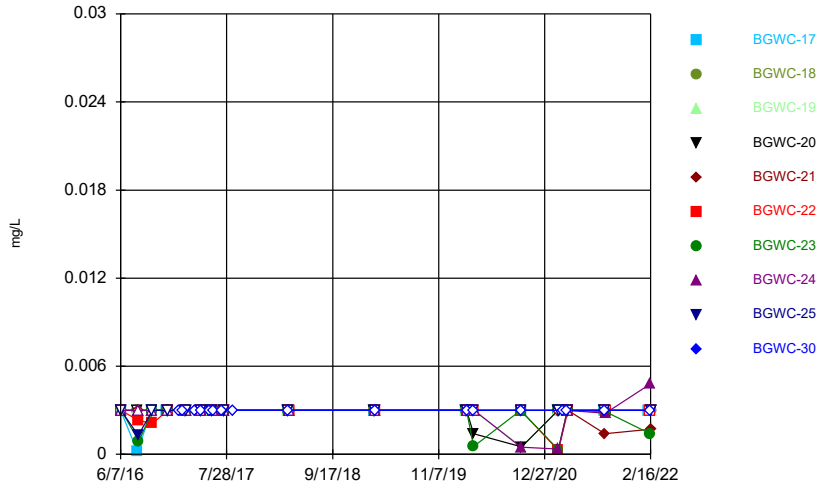

Constituent: Antimony Analysis Run 5/23/2022 9:38 AM
Plant Bowen Client: Southern Company Data: Bowen AP-1

Sanitas™ v.9.6.33 Groundwater Stats Consulting. UG
Hollow symbols indicate censored values.

Time Series

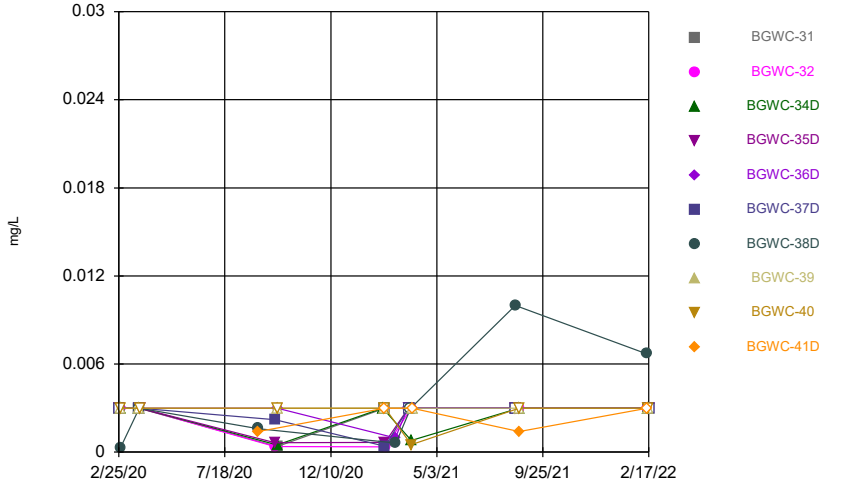

Constituent: Antimony Analysis Run 5/23/2022 9:38 AM
Plant Bowen Client: Southern Company Data: Bowen AP-1

Sanitas™ v.9.6.33 Groundwater Stats Consulting. UG
Hollow symbols indicate censored values.

Time Series

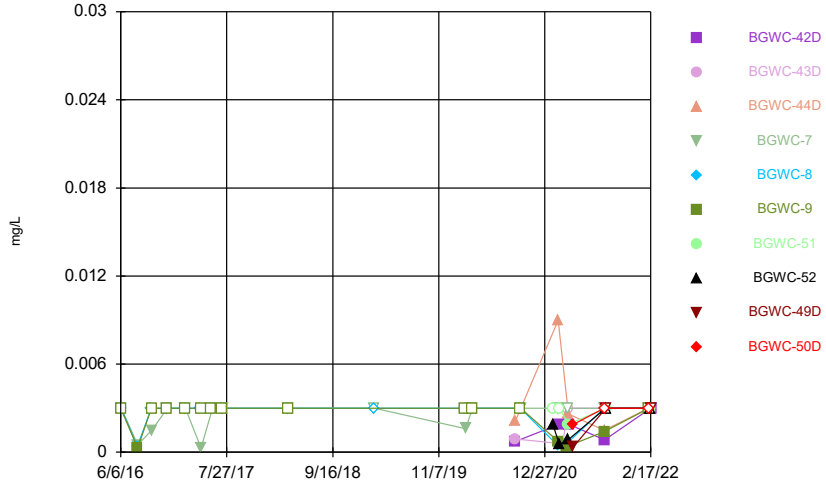

Constituent: Antimony Analysis Run 5/23/2022 9:38 AM
Plant Bowen Client: Southern Company Data: Bowen AP-1

Sanitas™ v.9.6.33 Groundwater Stats Consulting. UG
Hollow symbols indicate censored values.

Time Series

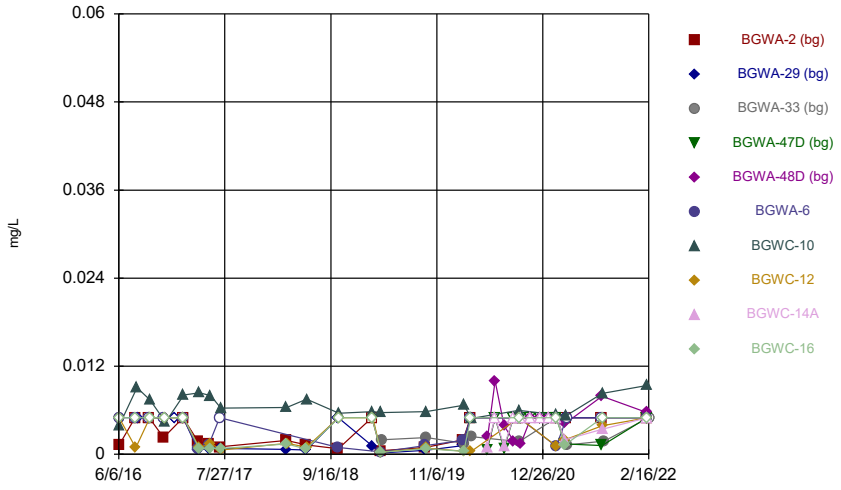

Constituent: Arsenic Analysis Run 5/23/2022 9:38 AM
Plant Bowen Client: Southern Company Data: Bowen AP-1

Sanitas™ v.9.6.33 Groundwater Stats Consulting. UG
Hollow symbols indicate censored values.

Time Series

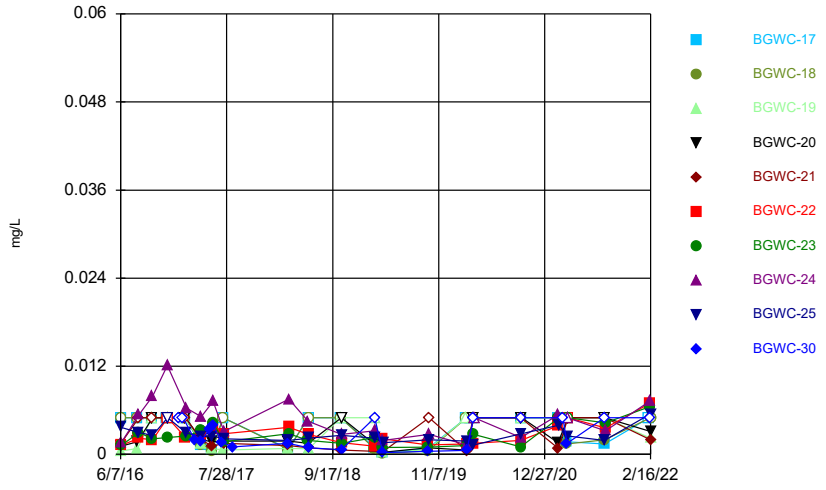

Constituent: Arsenic Analysis Run 5/23/2022 9:38 AM
Plant Bowen Client: Southern Company Data: Bowen AP-1

Sanitas™ v.9.6.33 Groundwater Stats Consulting. UG
Hollow symbols indicate censored values.

Time Series

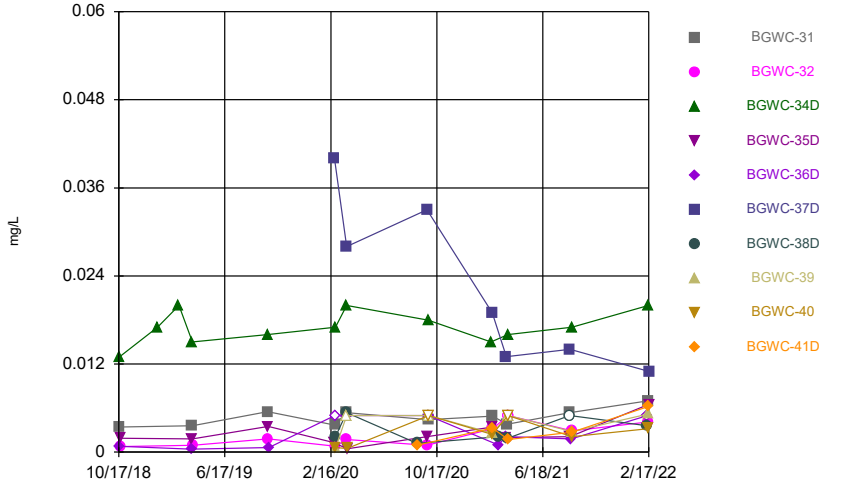

Constituent: Arsenic Analysis Run 5/23/2022 9:38 AM
Plant Bowen Client: Southern Company Data: Bowen AP-1

Sanitas™ v.9.6.33 Groundwater Stats Consulting. UG
Hollow symbols indicate censored values.

Time Series

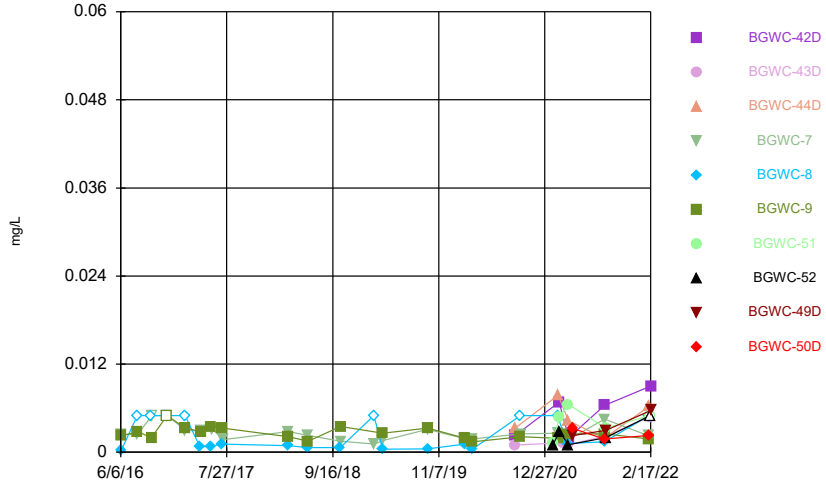

Constituent: Arsenic Analysis Run 5/23/2022 9:38 AM
Plant Bowen Client: Southern Company Data: Bowen AP-1

Sanitas™ v.9.6.33 Groundwater Stats Consulting. UG

Time Series

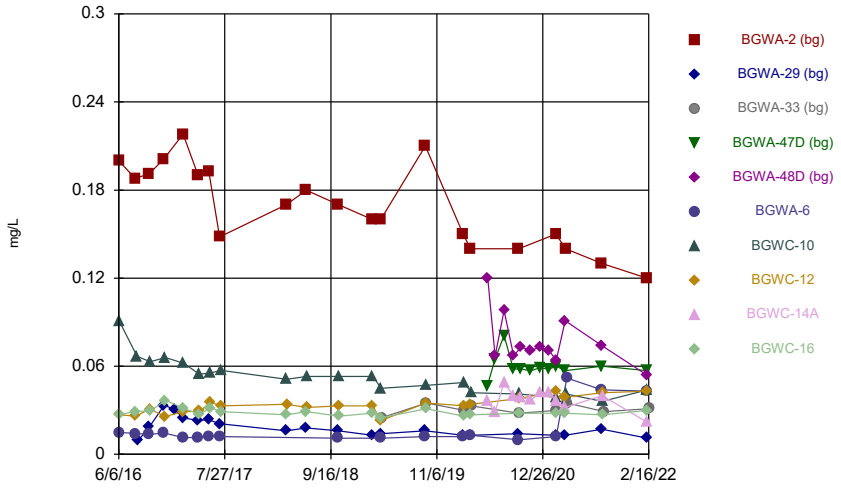

Constituent: Barium Analysis Run 5/23/2022 9:38 AM

Plant Bowen Client: Southern Company Data: Bowen AP-1

Sanitas™ v.9.6.33 Groundwater Stats Consulting. UG

Time Series

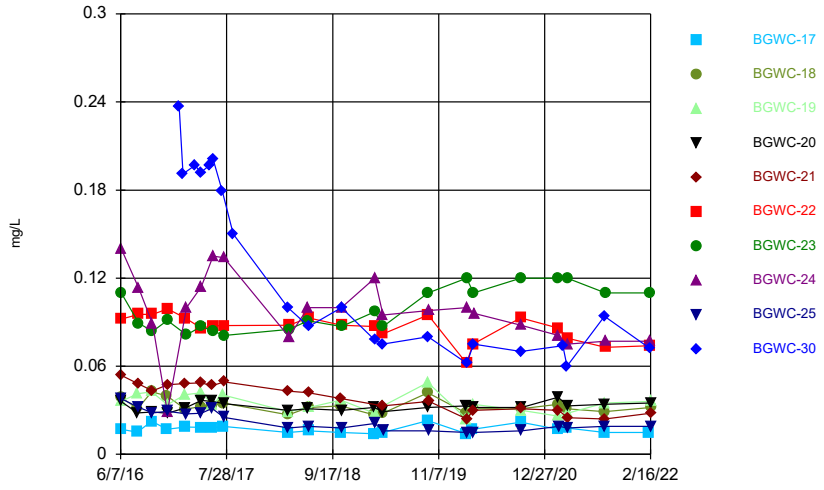

Constituent: Barium Analysis Run 5/23/2022 9:38 AM

Plant Bowen Client: Southern Company Data: Bowen AP-1

Sanitas™ v.9.6.33 Groundwater Stats Consulting. UG

Time Series

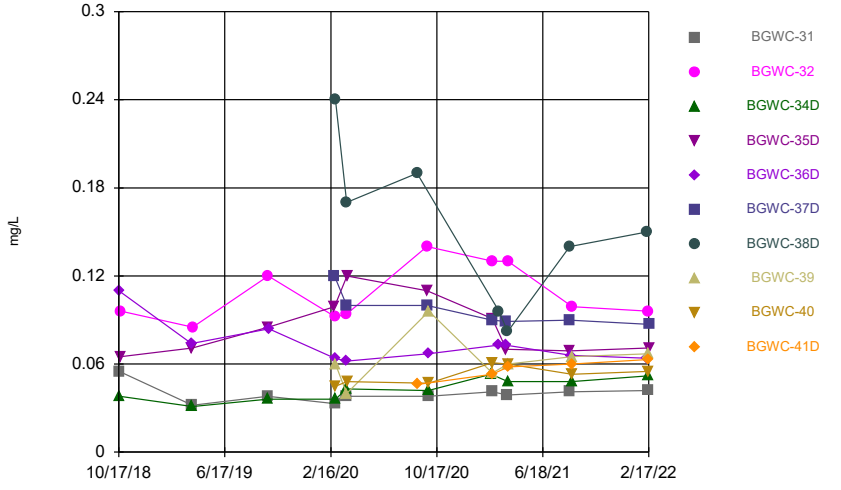

Constituent: Barium Analysis Run 5/23/2022 9:38 AM

Plant Bowen Client: Southern Company Data: Bowen AP-1

Sanitas™ v.9.6.33 Groundwater Stats Consulting. UG

Time Series

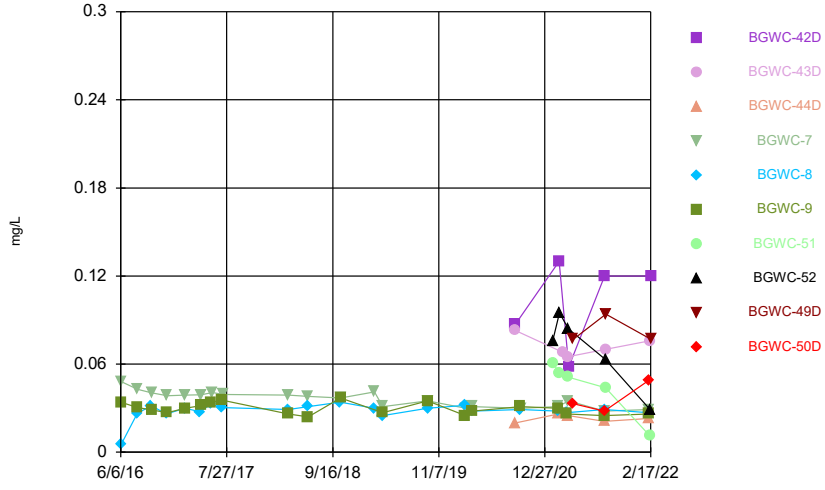

Constituent: Barium Analysis Run 5/23/2022 9:38 AM

Plant Bowen Client: Southern Company Data: Bowen AP-1

Sanitas™ v.9.6.33 Groundwater Stats Consulting. UG
Hollow symbols indicate censored values.

Time Series

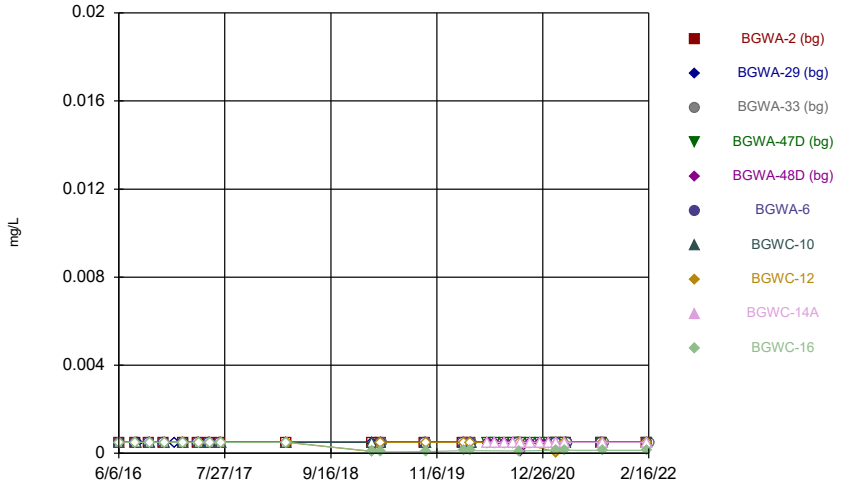

Constituent: Beryllium Analysis Run 5/23/2022 9:38 AM
Plant Bowen Client: Southern Company Data: Bowen AP-1

Sanitas™ v.9.6.33 Groundwater Stats Consulting. UG
Hollow symbols indicate censored values.

Time Series

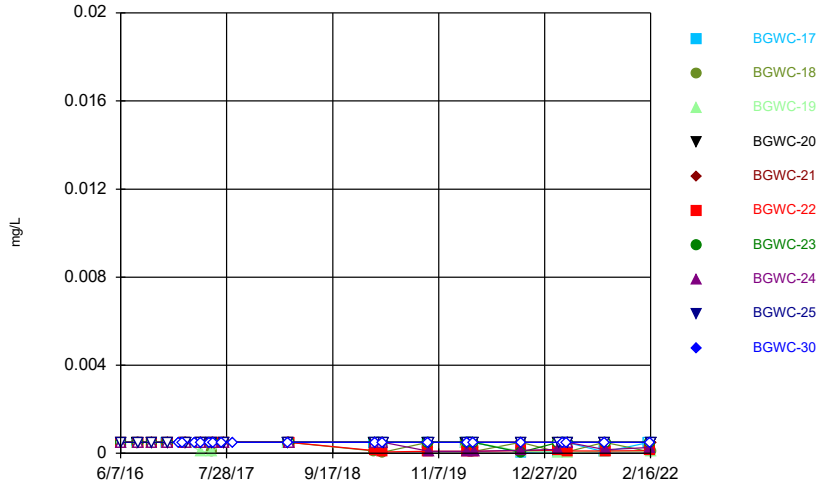

Constituent: Beryllium Analysis Run 5/23/2022 9:38 AM
Plant Bowen Client: Southern Company Data: Bowen AP-1

Sanitas™ v.9.6.33 Groundwater Stats Consulting. UG
Hollow symbols indicate censored values.

Time Series

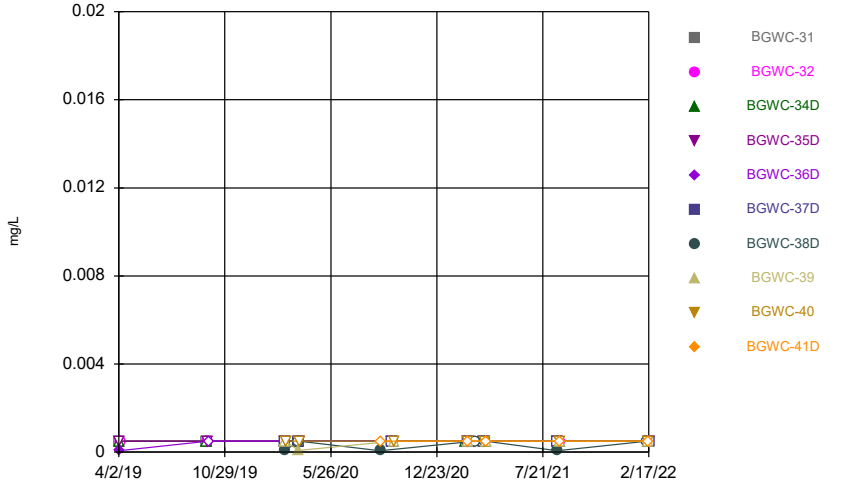

Constituent: Beryllium Analysis Run 5/23/2022 9:38 AM
Plant Bowen Client: Southern Company Data: Bowen AP-1

Sanitas™ v.9.6.33 Groundwater Stats Consulting. UG
Hollow symbols indicate censored values.

Time Series

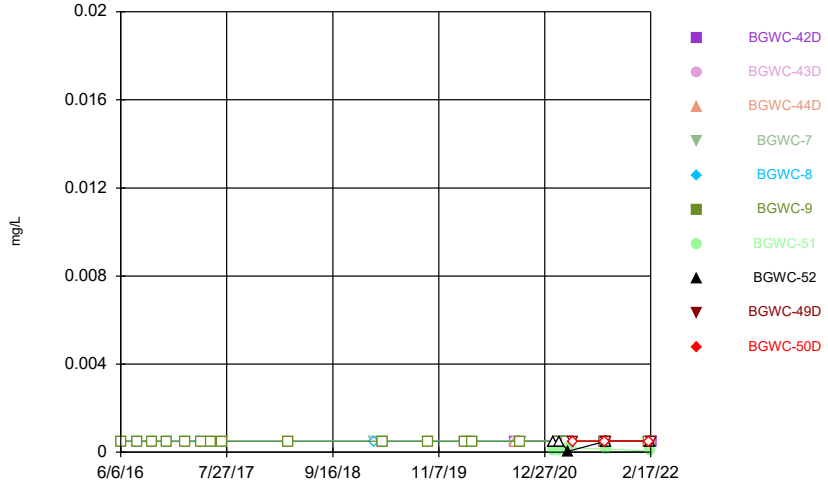

Constituent: Beryllium Analysis Run 5/23/2022 9:38 AM
Plant Bowen Client: Southern Company Data: Bowen AP-1

Sanitas™ v.9.6.33 Groundwater Stats Consulting. UG
Hollow symbols indicate censored values.

Time Series

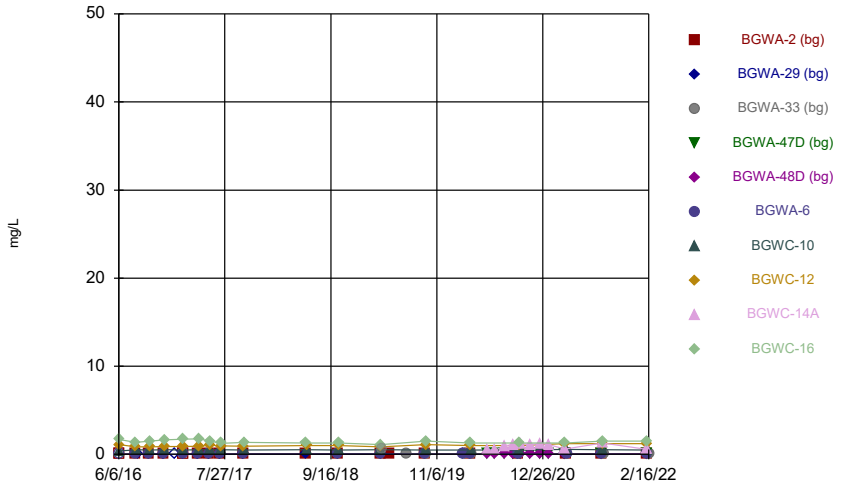

Constituent: Boron Analysis Run 5/23/2022 9:38 AM
Plant Bowen Client: Southern Company Data: Bowen AP-1

Sanitas™ v.9.6.33 Groundwater Stats Consulting. UG

Time Series

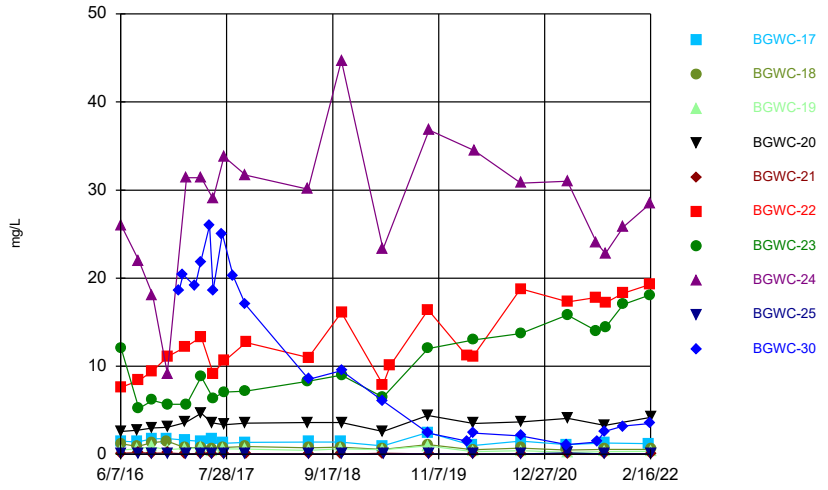

Constituent: Boron Analysis Run 5/23/2022 9:38 AM
Plant Bowen Client: Southern Company Data: Bowen AP-1

Sanitas™ v.9.6.33 Groundwater Stats Consulting. UG

Time Series

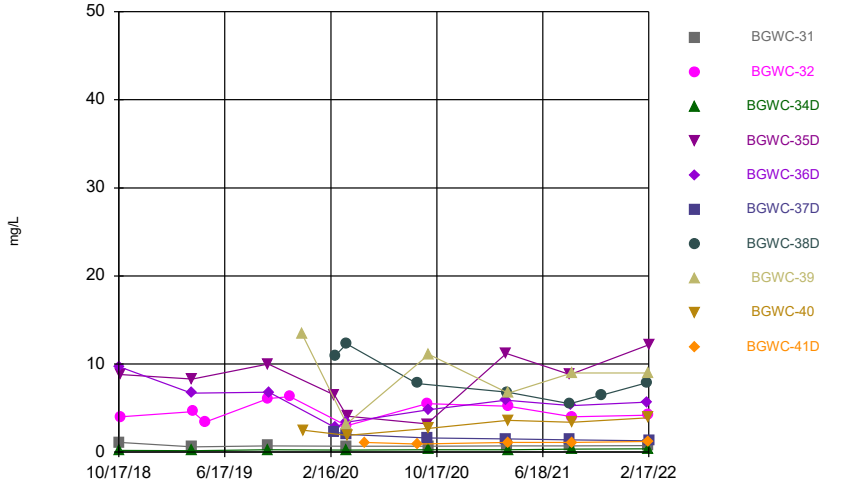

Constituent: Boron Analysis Run 5/23/2022 9:38 AM
Plant Bowen Client: Southern Company Data: Bowen AP-1

Sanitas™ v.9.6.33 Groundwater Stats Consulting. UG

Time Series

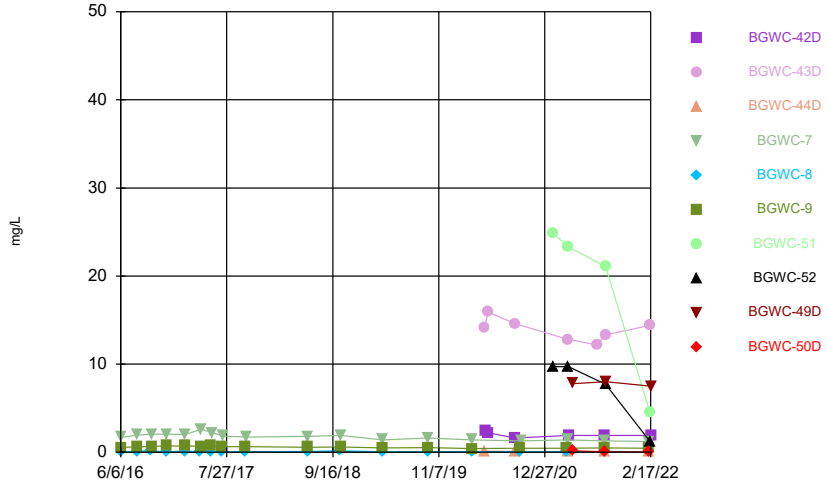

Constituent: Boron Analysis Run 5/23/2022 9:38 AM
Plant Bowen Client: Southern Company Data: Bowen AP-1

Sanitas™ v.9.6.33 Groundwater Stats Consulting. UG
Hollow symbols indicate censored values.

Time Series

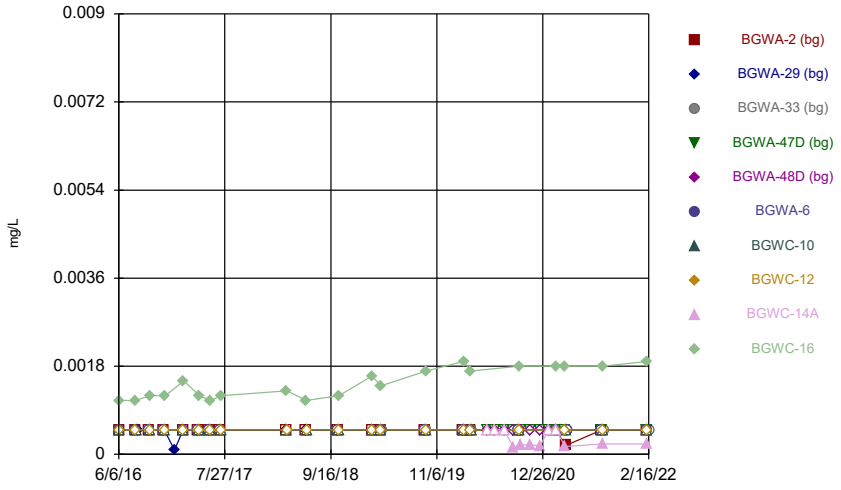

Constituent: Cadmium Analysis Run 5/23/2022 9:38 AM
Plant Bowen Client: Southern Company Data: Bowen AP-1

Sanitas™ v.9.6.33 Groundwater Stats Consulting. UG
Hollow symbols indicate censored values.

Time Series

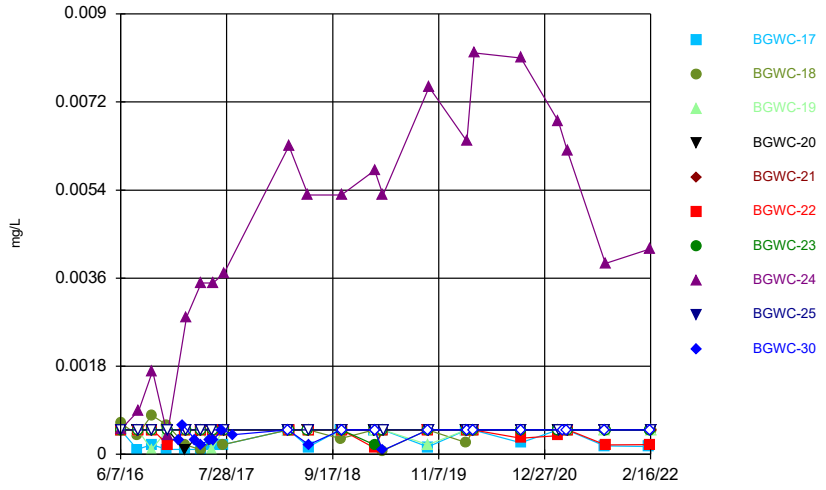

Constituent: Cadmium Analysis Run 5/23/2022 9:39 AM
Plant Bowen Client: Southern Company Data: Bowen AP-1

Sanitas™ v.9.6.33 Groundwater Stats Consulting. UG
Hollow symbols indicate censored values.

Time Series

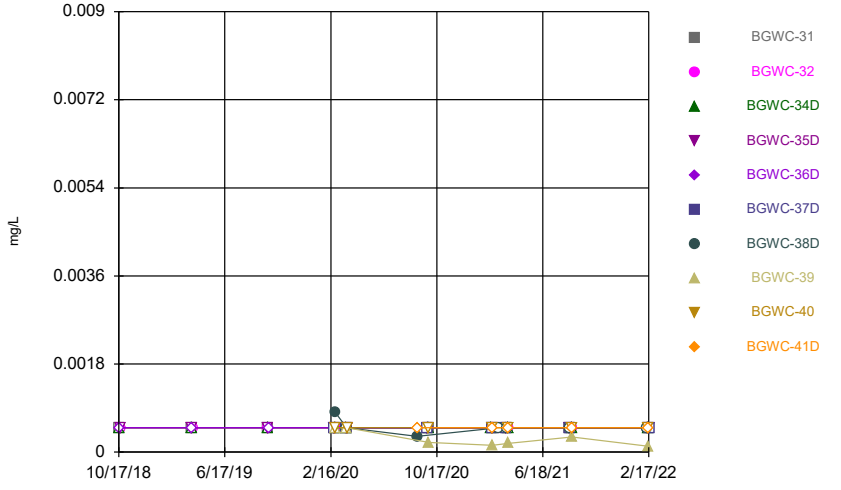

Constituent: Cadmium Analysis Run 5/23/2022 9:39 AM
Plant Bowen Client: Southern Company Data: Bowen AP-1

Sanitas™ v.9.6.33 Groundwater Stats Consulting. UG
Hollow symbols indicate censored values.

Time Series

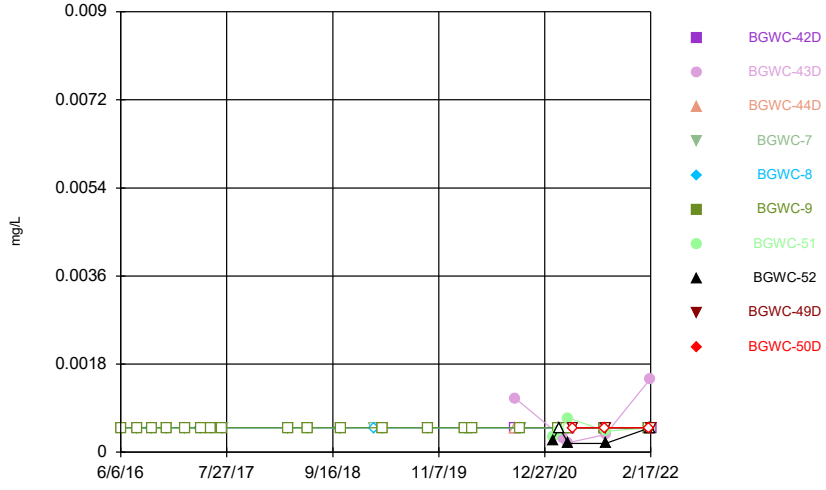

Constituent: Cadmium Analysis Run 5/23/2022 9:39 AM
Plant Bowen Client: Southern Company Data: Bowen AP-1

Sanitas™ v.9.6.33 Groundwater Stats Consulting. UG

Time Series

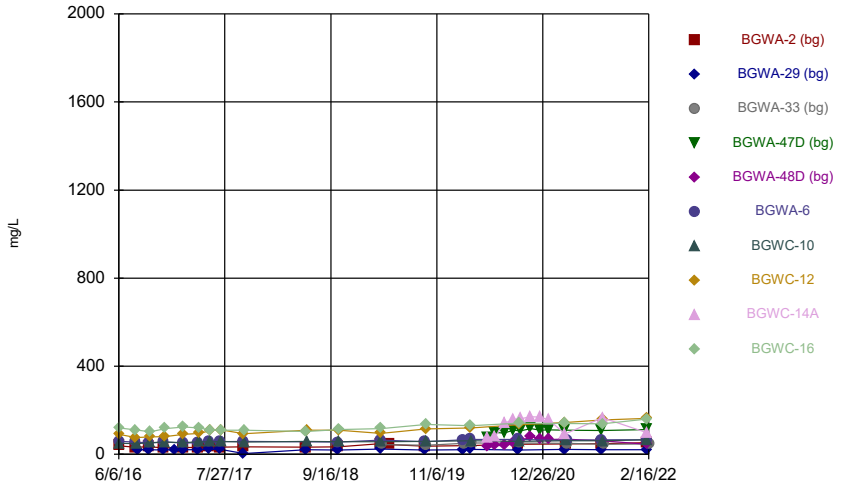

Constituent: Calcium Analysis Run 5/23/2022 9:39 AM

Plant Bowen Client: Southern Company Data: Bowen AP-1

Sanitas™ v.9.6.33 Groundwater Stats Consulting. UG

Time Series

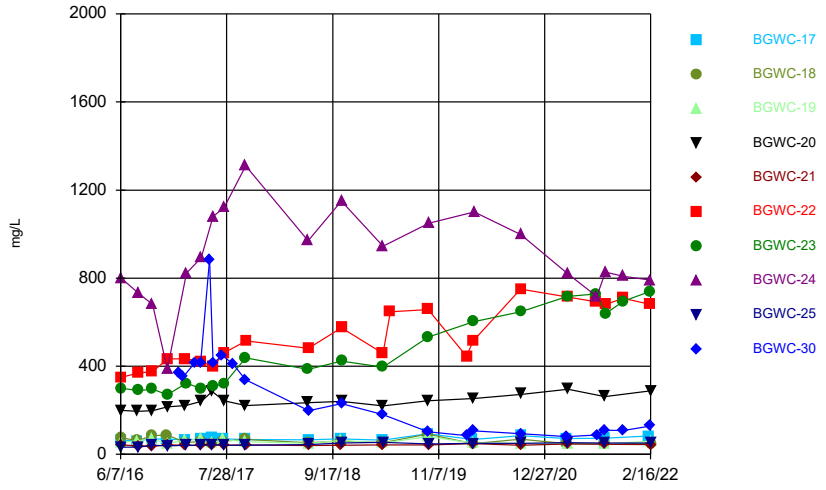

Constituent: Calcium Analysis Run 5/23/2022 9:39 AM

Plant Bowen Client: Southern Company Data: Bowen AP-1

Sanitas™ v.9.6.33 Groundwater Stats Consulting. UG

Time Series

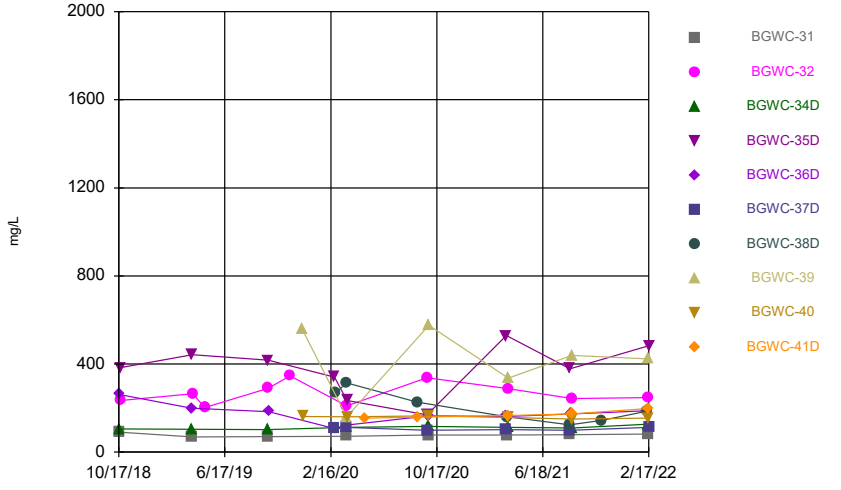

Constituent: Calcium Analysis Run 5/23/2022 9:39 AM

Plant Bowen Client: Southern Company Data: Bowen AP-1

Sanitas™ v.9.6.33 Groundwater Stats Consulting. UG

Time Series

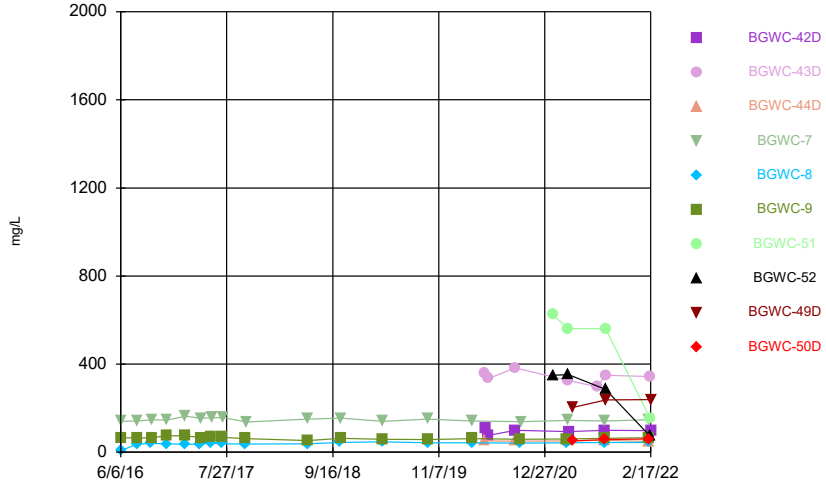

Constituent: Calcium Analysis Run 5/23/2022 9:39 AM

Plant Bowen Client: Southern Company Data: Bowen AP-1

Sanitas™ v.9.6.33 Groundwater Stats Consulting. UG

Time Series

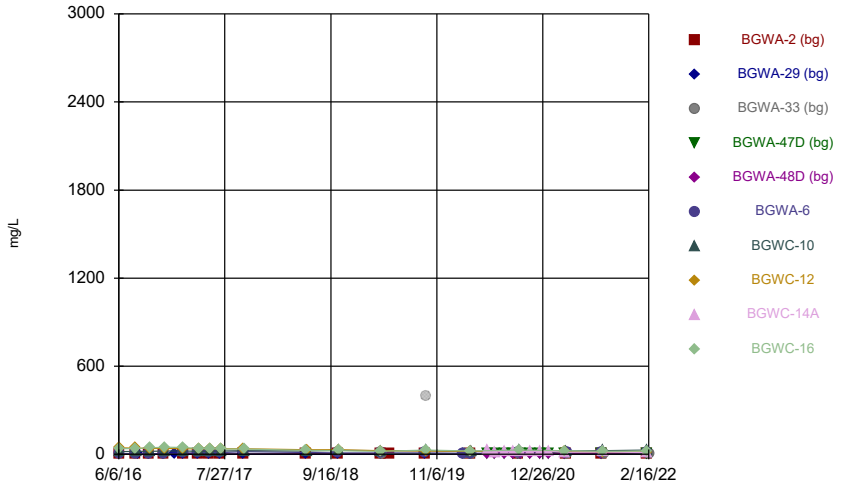

Constituent: Chloride Analysis Run 5/23/2022 9:39 AM

Plant Bowen Client: Southern Company Data: Bowen AP-1

Sanitas™ v.9.6.33 Groundwater Stats Consulting. UG

Time Series

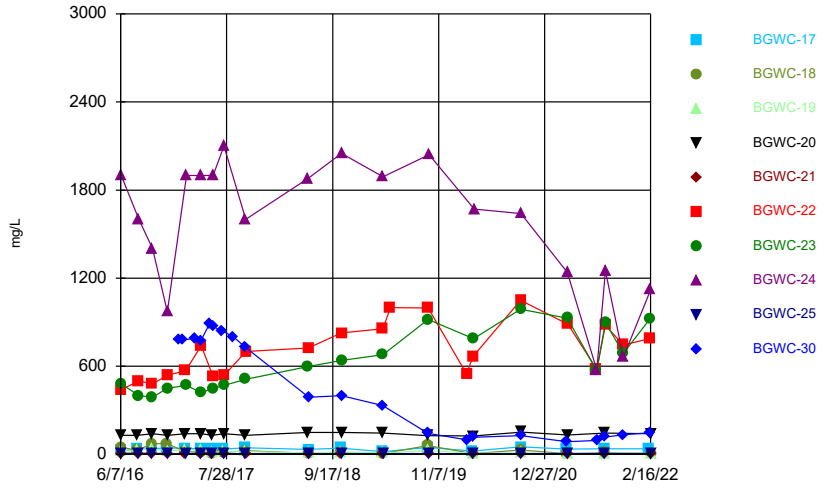

Constituent: Chloride Analysis Run 5/23/2022 9:39 AM

Plant Bowen Client: Southern Company Data: Bowen AP-1

Sanitas™ v.9.6.33 Groundwater Stats Consulting. UG

Time Series

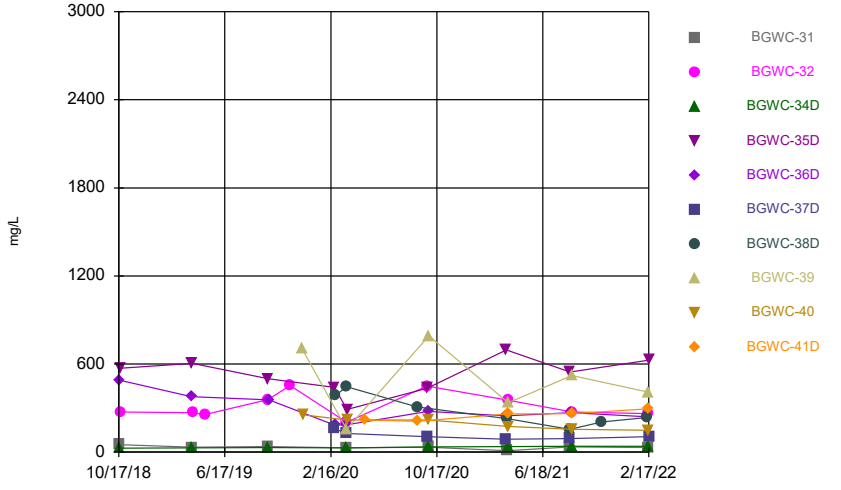

Constituent: Chloride Analysis Run 5/23/2022 9:39 AM

Plant Bowen Client: Southern Company Data: Bowen AP-1

Sanitas™ v.9.6.33 Groundwater Stats Consulting. UG

Time Series

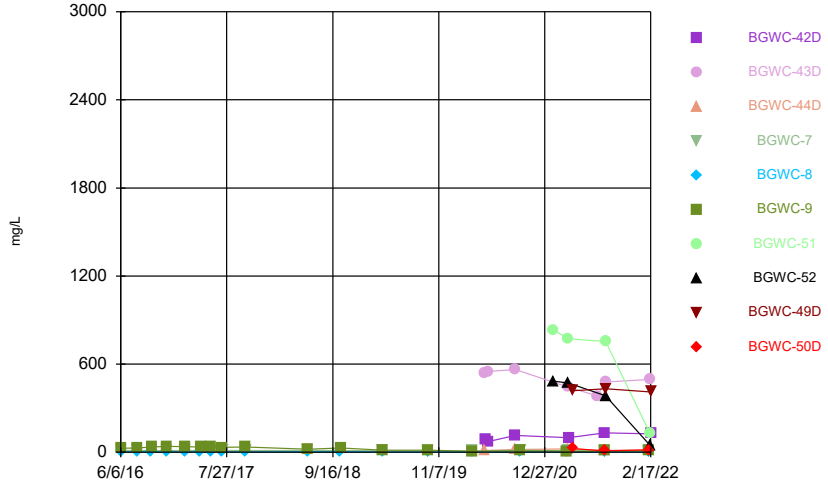

Constituent: Chloride Analysis Run 5/23/2022 9:39 AM

Plant Bowen Client: Southern Company Data: Bowen AP-1

Sanitas™ v.9.6.33 Groundwater Stats Consulting. UG
Hollow symbols indicate censored values.

Time Series

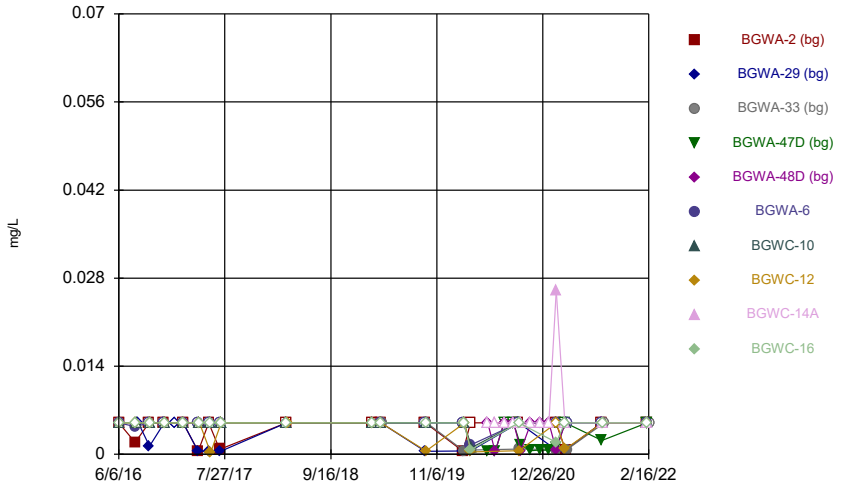

Constituent: Chromium Analysis Run 5/23/2022 9:39 AM
Plant Bowen Client: Southern Company Data: Bowen AP-1

Sanitas™ v.9.6.33 Groundwater Stats Consulting. UG
Hollow symbols indicate censored values.

Time Series

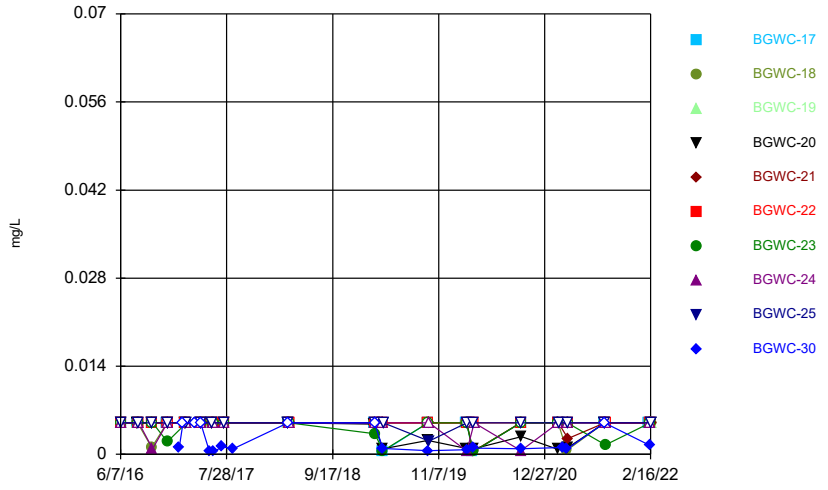

Constituent: Chromium Analysis Run 5/23/2022 9:39 AM
Plant Bowen Client: Southern Company Data: Bowen AP-1

Sanitas™ v.9.6.33 Groundwater Stats Consulting. UG
Hollow symbols indicate censored values.

Time Series

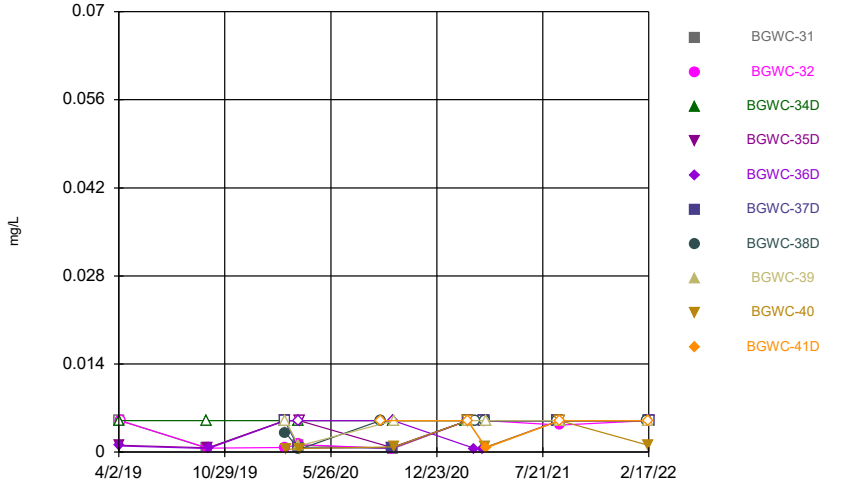

Constituent: Chromium Analysis Run 5/23/2022 9:39 AM
Plant Bowen Client: Southern Company Data: Bowen AP-1

Sanitas™ v.9.6.33 Groundwater Stats Consulting. UG
Hollow symbols indicate censored values.

Time Series

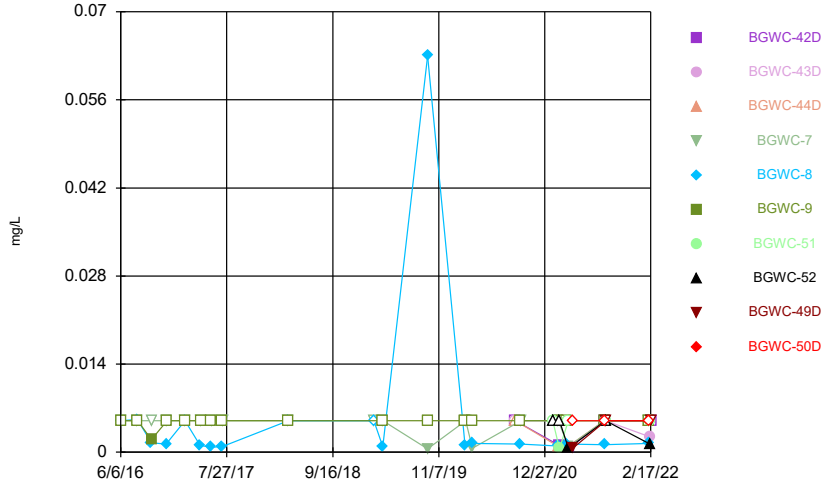

Constituent: Chromium Analysis Run 5/23/2022 9:39 AM
Plant Bowen Client: Southern Company Data: Bowen AP-1

Sanitas™ v.9.6.33 Groundwater Stats Consulting. UG
Hollow symbols indicate censored values.

Time Series

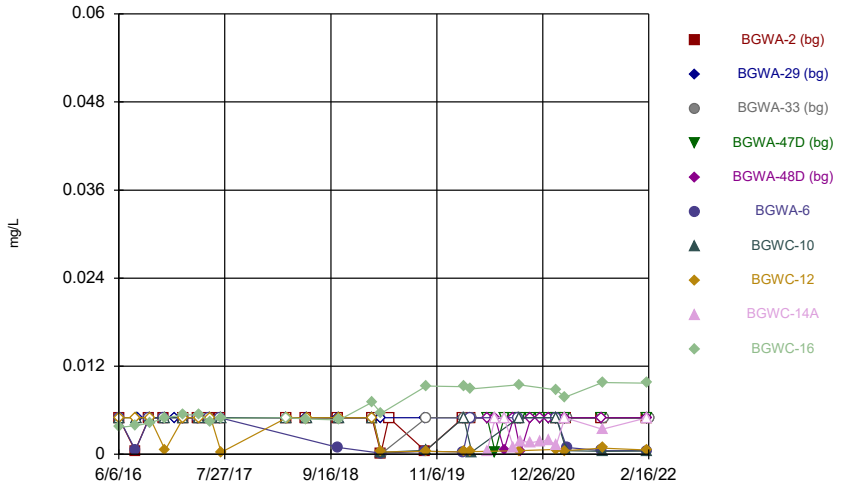

Constituent: Cobalt Analysis Run 5/23/2022 9:39 AM
Plant Bowen Client: Southern Company Data: Bowen AP-1

Sanitas™ v.9.6.33 Groundwater Stats Consulting. UG
Hollow symbols indicate censored values.

Time Series

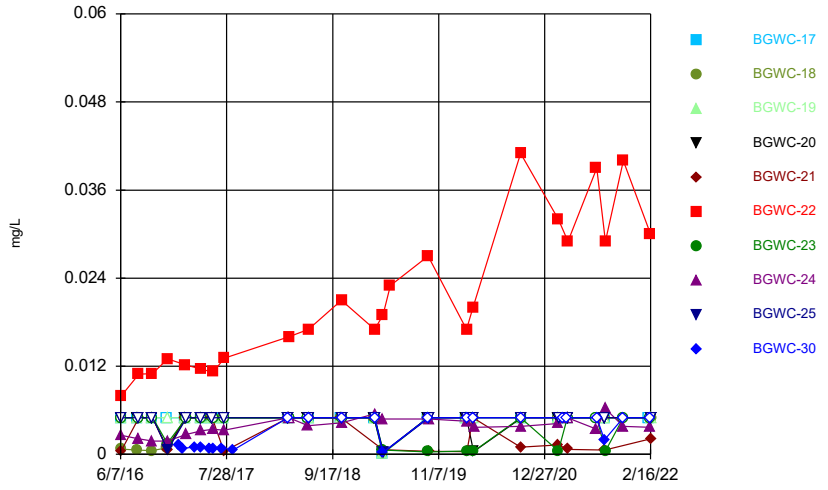

Constituent: Cobalt Analysis Run 5/23/2022 9:39 AM
Plant Bowen Client: Southern Company Data: Bowen AP-1

Sanitas™ v.9.6.33 Groundwater Stats Consulting. UG
Hollow symbols indicate censored values.

Time Series

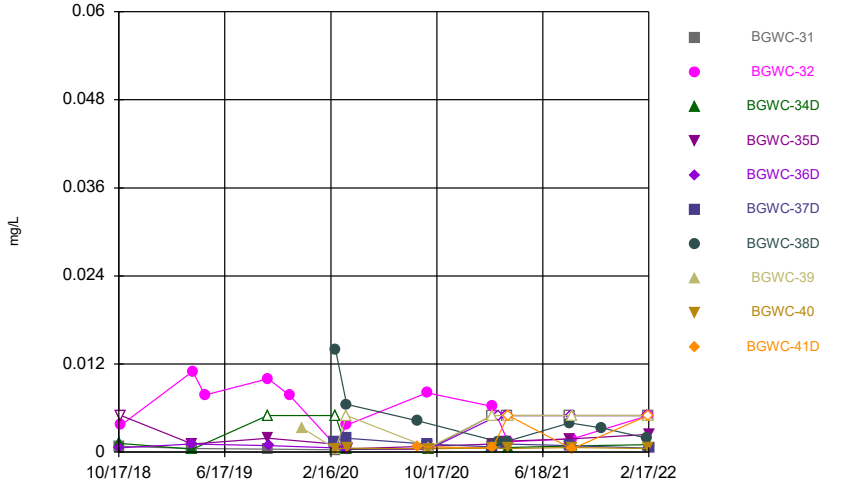

Constituent: Cobalt Analysis Run 5/23/2022 9:39 AM
Plant Bowen Client: Southern Company Data: Bowen AP-1

Sanitas™ v.9.6.33 Groundwater Stats Consulting. UG
Hollow symbols indicate censored values.

Time Series

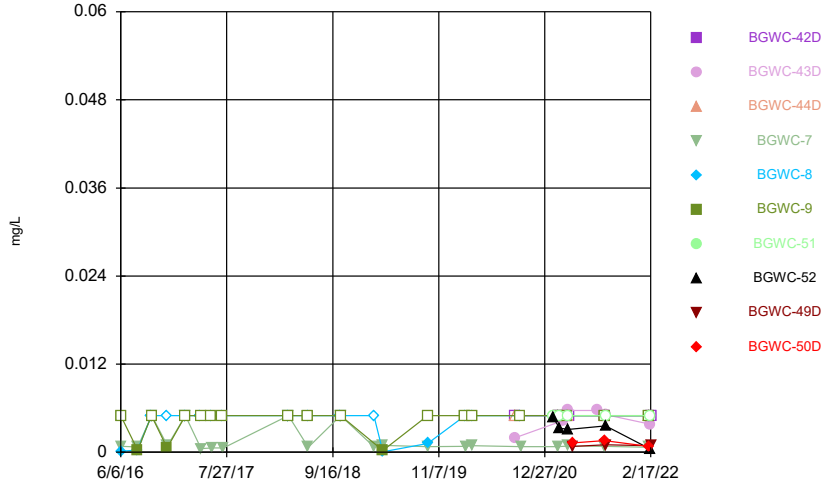

Constituent: Cobalt Analysis Run 5/23/2022 9:39 AM
Plant Bowen Client: Southern Company Data: Bowen AP-1

Sanitas™ v.9.6.33 Groundwater Stats Consulting. UG

Time Series

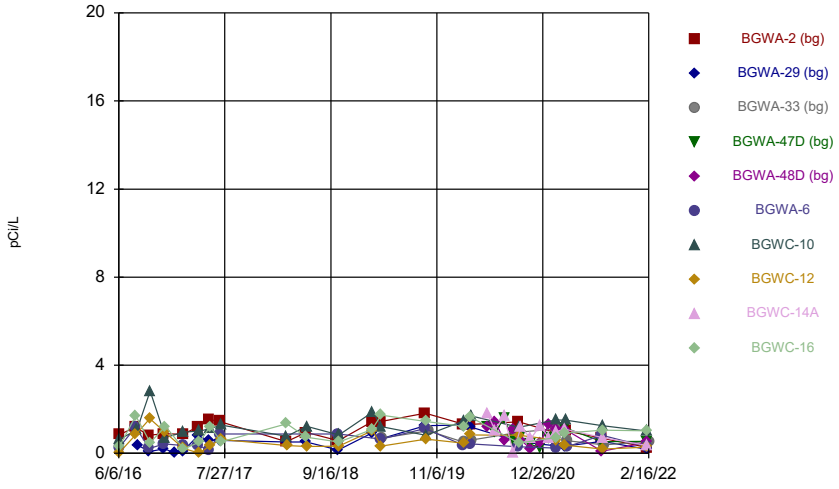

Constituent: Combined Radium 226 + 228 Analysis Run 5/23/2022 9:39 AM

Plant Bowen Client: Southern Company Data: Bowen AP-1

Sanitas™ v.9.6.33 Groundwater Stats Consulting. UG

Time Series

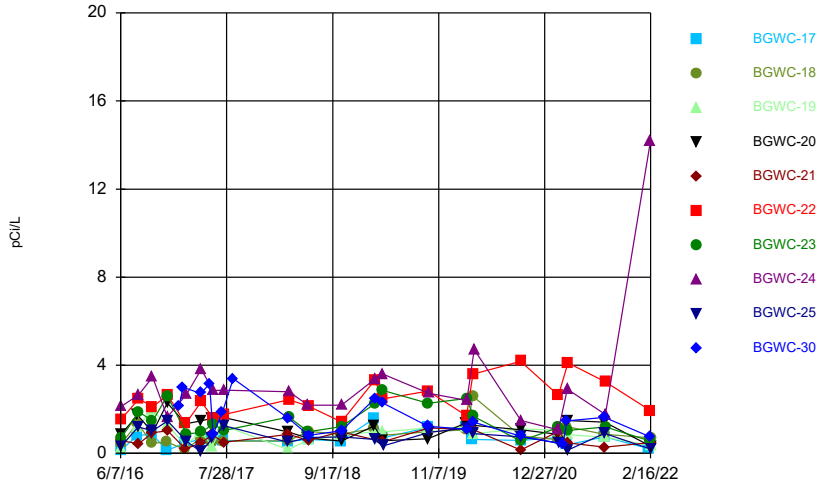

Constituent: Combined Radium 226 + 228 Analysis Run 5/23/2022 9:39 AM

Plant Bowen Client: Southern Company Data: Bowen AP-1

Sanitas™ v.9.6.33 Groundwater Stats Consulting. UG

Time Series

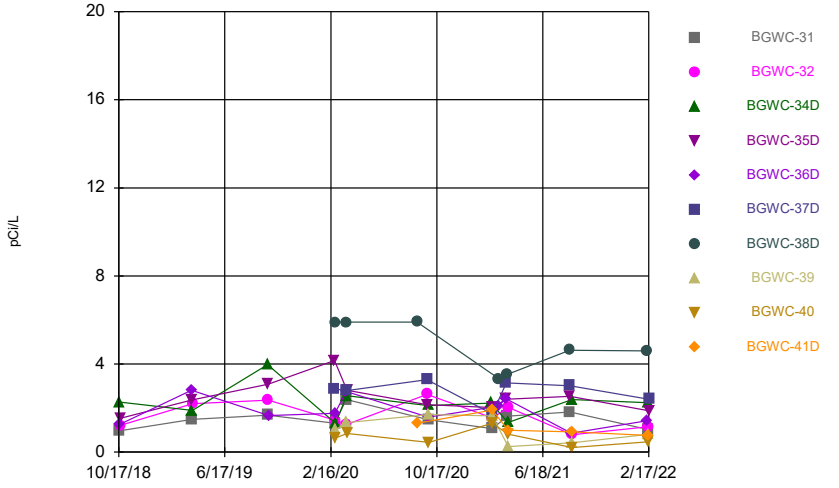

Constituent: Combined Radium 226 + 228 Analysis Run 5/23/2022 9:39 AM

Plant Bowen Client: Southern Company Data: Bowen AP-1

Sanitas™ v.9.6.33 Groundwater Stats Consulting. UG

Time Series

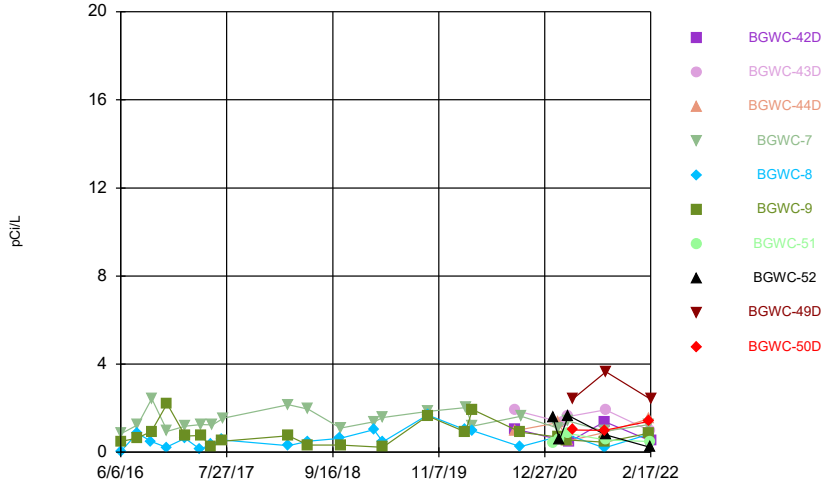

Constituent: Combined Radium 226 + 228 Analysis Run 5/23/2022 9:39 AM

Plant Bowen Client: Southern Company Data: Bowen AP-1

Sanitas™ v.9.6.33 Groundwater Stats Consulting. UG
Hollow symbols indicate censored values.

Time Series

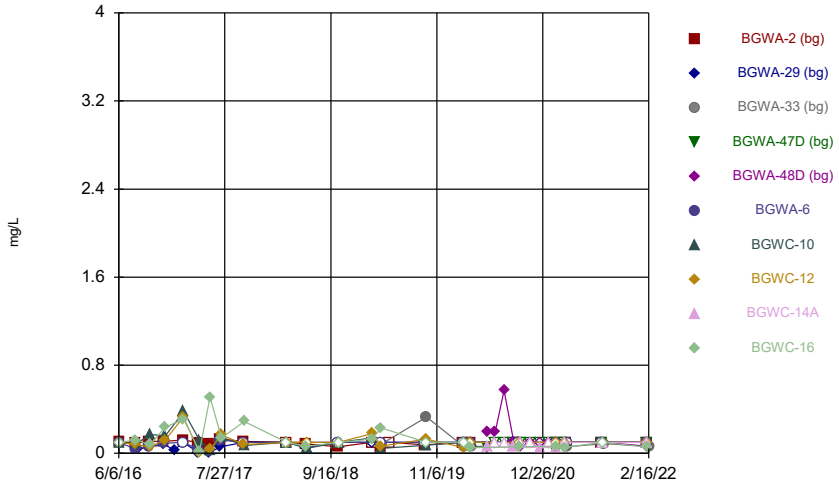

Constituent: Fluoride Analysis Run 5/23/2022 9:39 AM
Plant Bowen Client: Southern Company Data: Bowen AP-1

Sanitas™ v.9.6.33 Groundwater Stats Consulting. UG
Hollow symbols indicate censored values.

Time Series

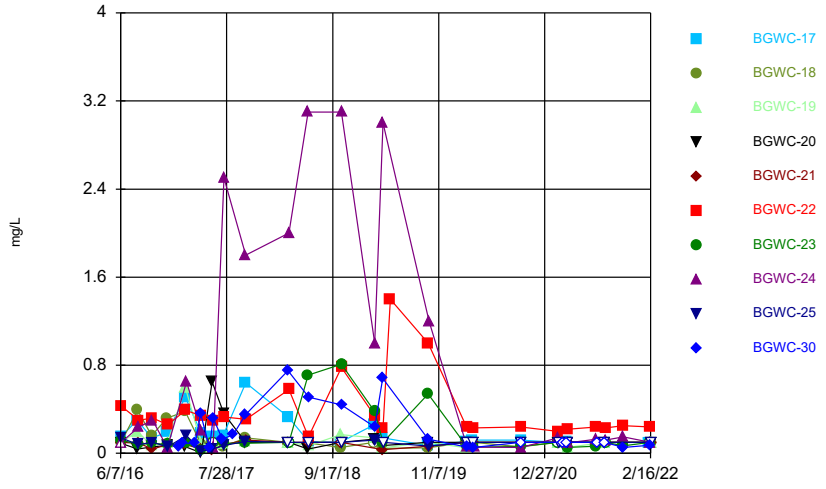

Constituent: Fluoride Analysis Run 5/23/2022 9:39 AM
Plant Bowen Client: Southern Company Data: Bowen AP-1

Sanitas™ v.9.6.33 Groundwater Stats Consulting. UG
Hollow symbols indicate censored values.

Time Series

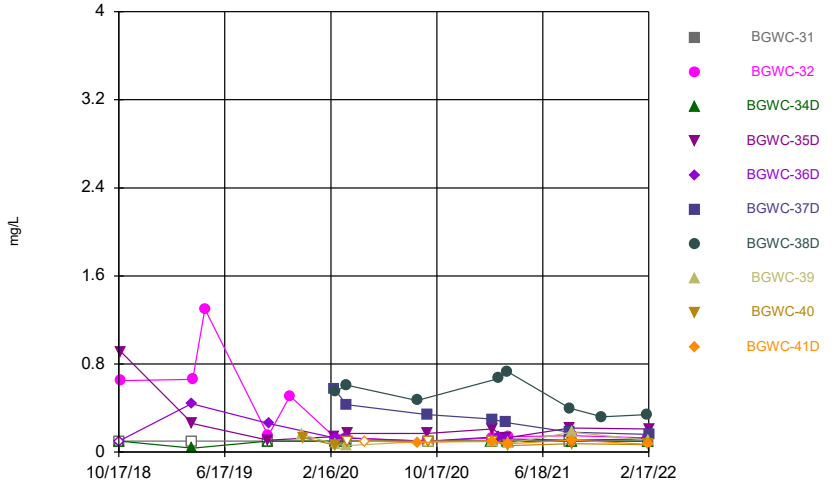

Constituent: Fluoride Analysis Run 5/23/2022 9:39 AM
Plant Bowen Client: Southern Company Data: Bowen AP-1

Sanitas™ v.9.6.33 Groundwater Stats Consulting. UG
Hollow symbols indicate censored values.

Time Series

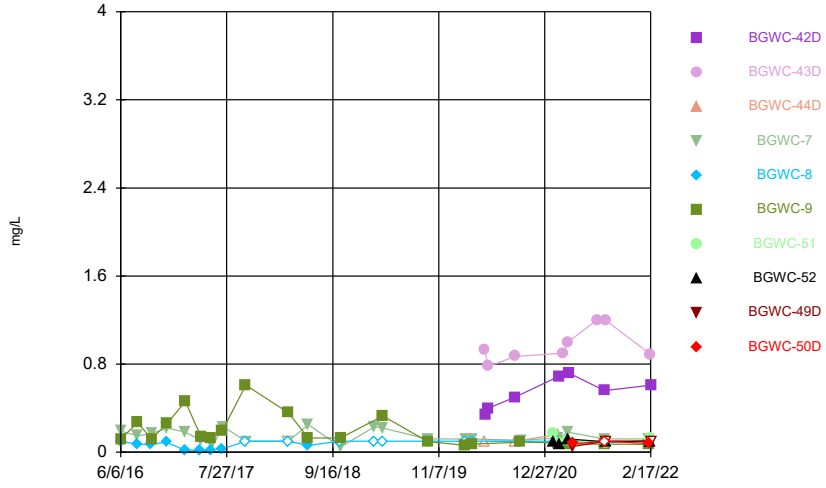

Constituent: Fluoride Analysis Run 5/23/2022 9:39 AM
Plant Bowen Client: Southern Company Data: Bowen AP-1

Sanitas™ v.9.6.33 Groundwater Stats Consulting. UG
Hollow symbols indicate censored values.

Time Series

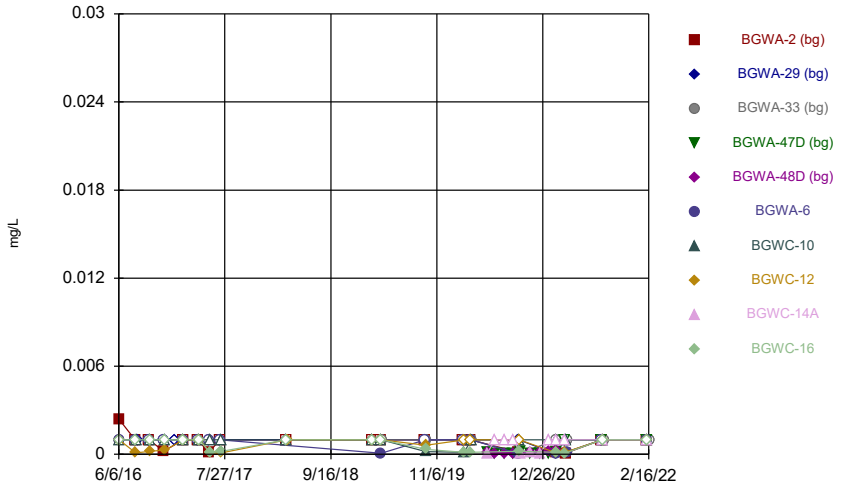

Constituent: Lead Analysis Run 5/23/2022 9:39 AM
Plant Bowen Client: Southern Company Data: Bowen AP-1

Sanitas™ v.9.6.33 Groundwater Stats Consulting. UG
Hollow symbols indicate censored values.

Time Series

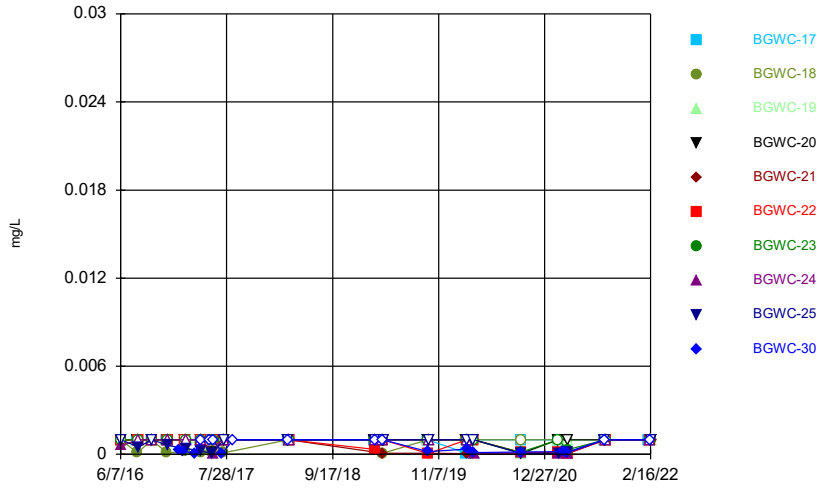

Constituent: Lead Analysis Run 5/23/2022 9:39 AM
Plant Bowen Client: Southern Company Data: Bowen AP-1

Sanitas™ v.9.6.33 Groundwater Stats Consulting. UG
Hollow symbols indicate censored values.

Time Series

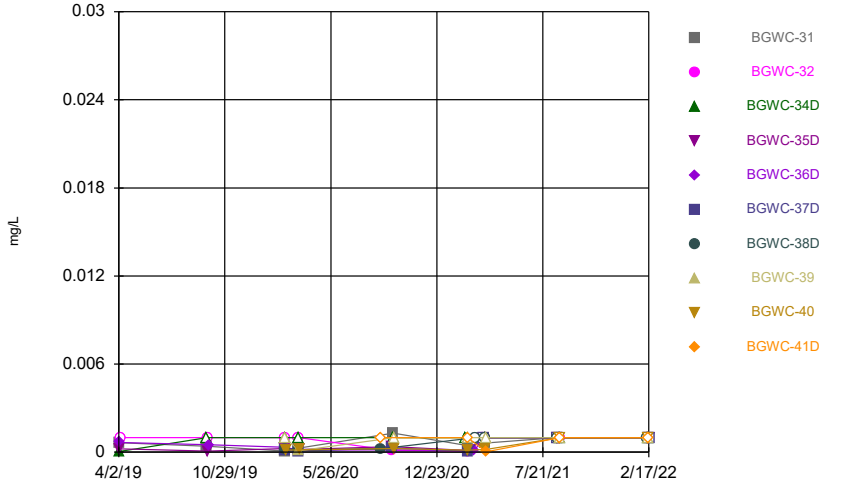

Constituent: Lead Analysis Run 5/23/2022 9:39 AM
Plant Bowen Client: Southern Company Data: Bowen AP-1

Sanitas™ v.9.6.33 Groundwater Stats Consulting. UG
Hollow symbols indicate censored values.

Time Series

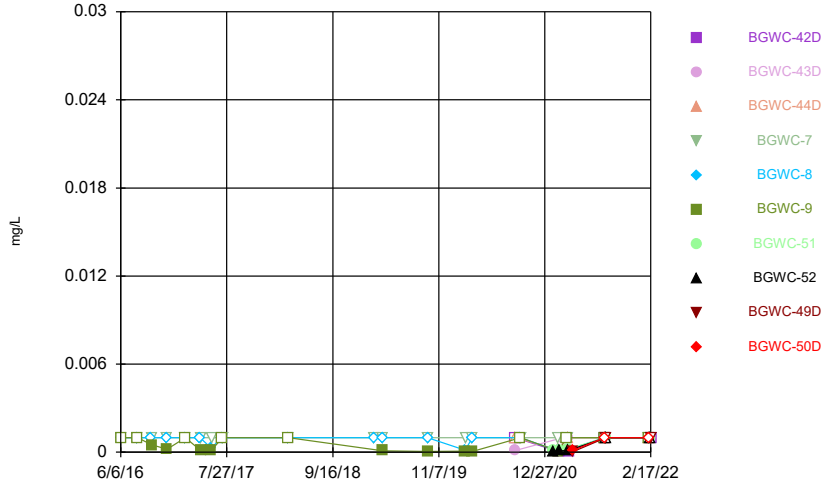

Constituent: Lead Analysis Run 5/23/2022 9:39 AM
Plant Bowen Client: Southern Company Data: Bowen AP-1

Sanitas™ v.9.6.33 Groundwater Stats Consulting. UG
Hollow symbols indicate censored values.

Time Series

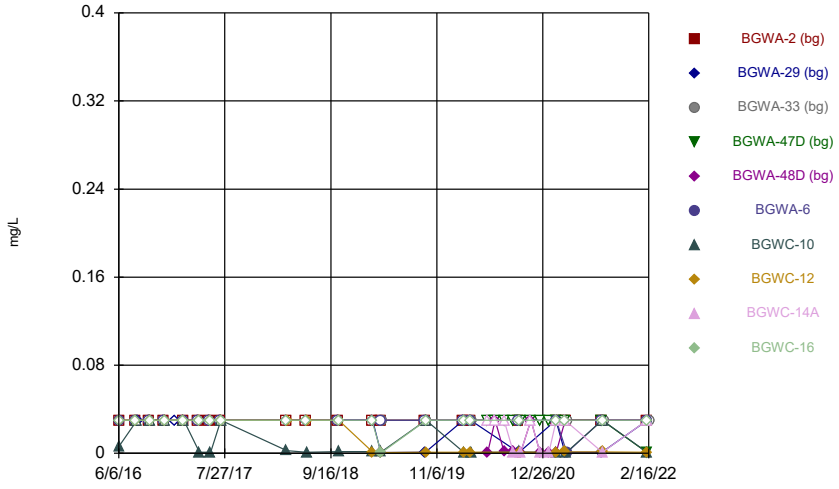

Constituent: Lithium Analysis Run 5/23/2022 9:39 AM
Plant Bowen Client: Southern Company Data: Bowen AP-1

Sanitas™ v.9.6.33 Groundwater Stats Consulting. UG
Hollow symbols indicate censored values.

Time Series

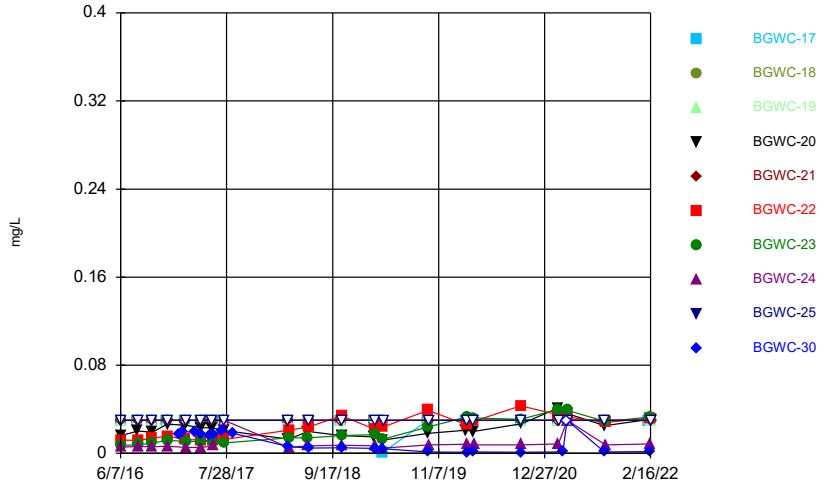

Constituent: Lithium Analysis Run 5/23/2022 9:39 AM
Plant Bowen Client: Southern Company Data: Bowen AP-1

Sanitas™ v.9.6.33 Groundwater Stats Consulting. UG
Hollow symbols indicate censored values.

Time Series

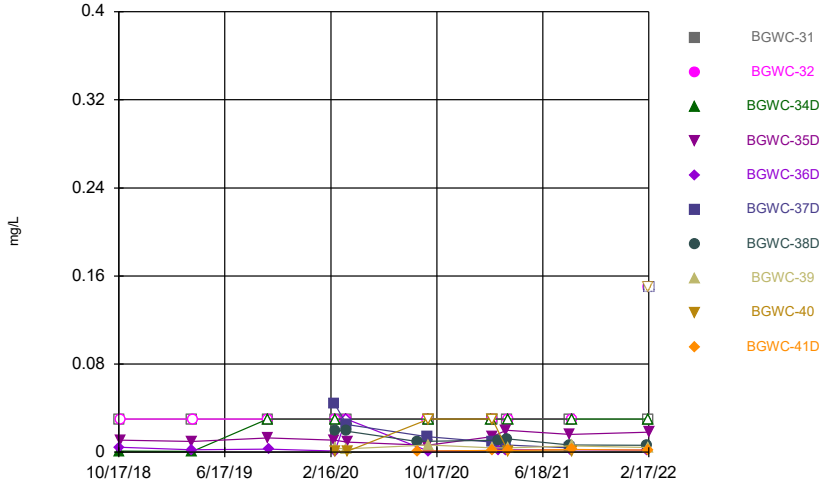

Constituent: Lithium Analysis Run 5/23/2022 9:39 AM
Plant Bowen Client: Southern Company Data: Bowen AP-1

Sanitas™ v.9.6.33 Groundwater Stats Consulting. UG
Hollow symbols indicate censored values.

Time Series

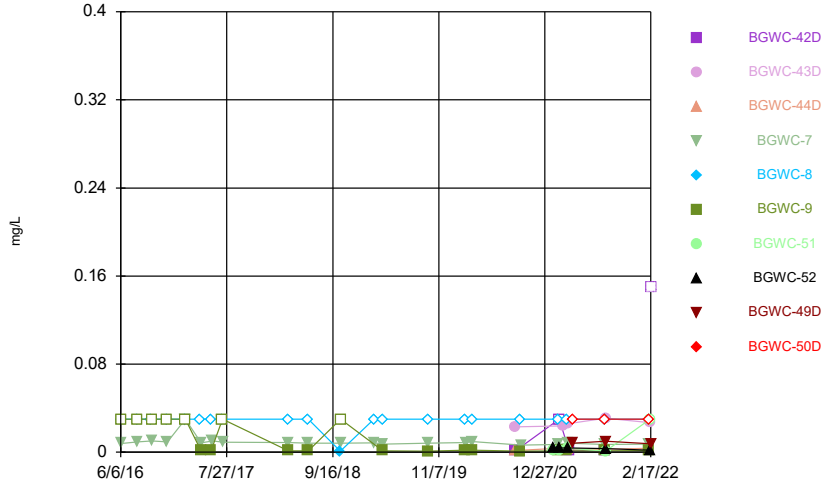

Constituent: Lithium Analysis Run 5/23/2022 9:39 AM
Plant Bowen Client: Southern Company Data: Bowen AP-1

Sanitas™ v.9.6.33 Groundwater Stats Consulting. UG
Hollow symbols indicate censored values.

Time Series

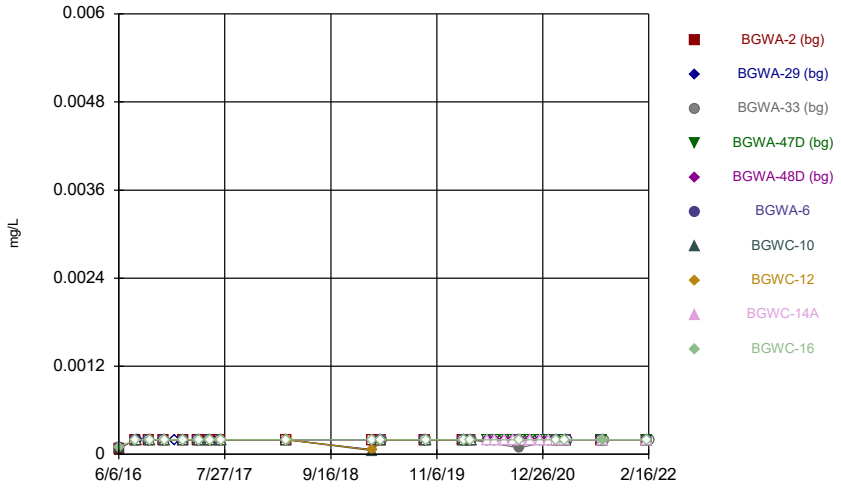

Constituent: Mercury Analysis Run 5/23/2022 9:39 AM
Plant Bowen Client: Southern Company Data: Bowen AP-1

Sanitas™ v.9.6.33 Groundwater Stats Consulting. UG
Hollow symbols indicate censored values.

Time Series

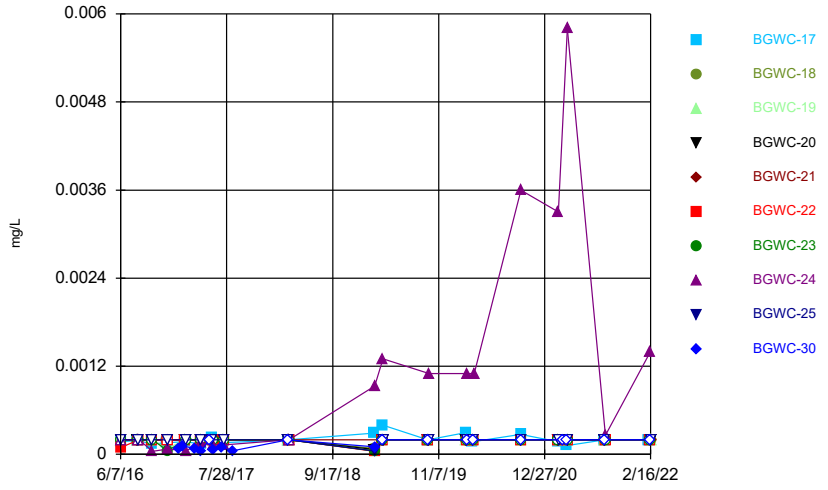

Constituent: Mercury Analysis Run 5/23/2022 9:39 AM
Plant Bowen Client: Southern Company Data: Bowen AP-1

Sanitas™ v.9.6.33 Groundwater Stats Consulting. UG
Hollow symbols indicate censored values.

Time Series

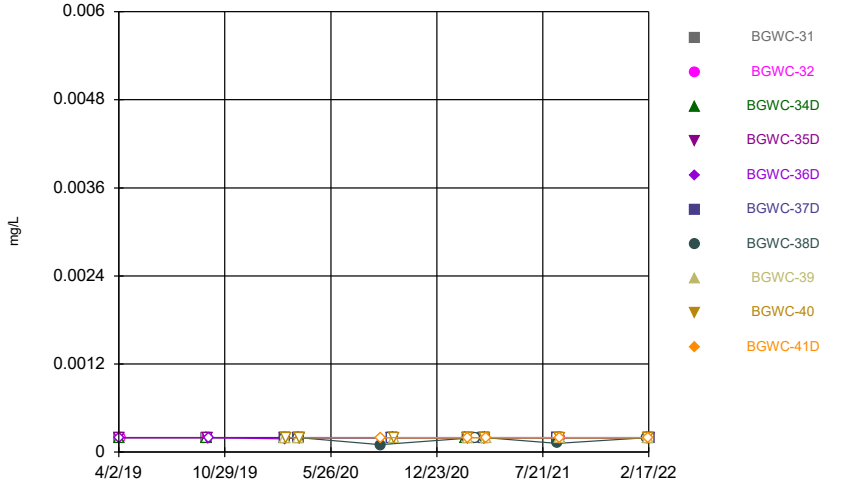

Constituent: Mercury Analysis Run 5/23/2022 9:39 AM
Plant Bowen Client: Southern Company Data: Bowen AP-1

Sanitas™ v.9.6.33 Groundwater Stats Consulting. UG
Hollow symbols indicate censored values.

Time Series

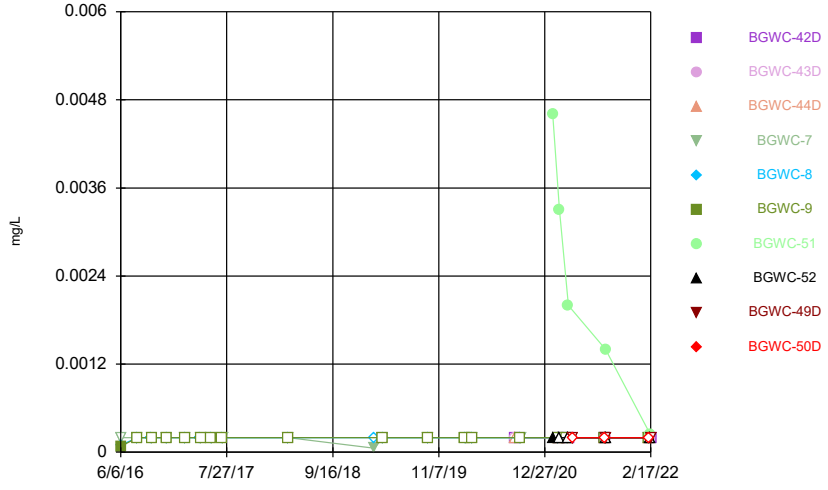

Constituent: Mercury Analysis Run 5/23/2022 9:39 AM
Plant Bowen Client: Southern Company Data: Bowen AP-1

Sanitas™ v.9.6.33 Groundwater Stats Consulting. UG
Hollow symbols indicate censored values.

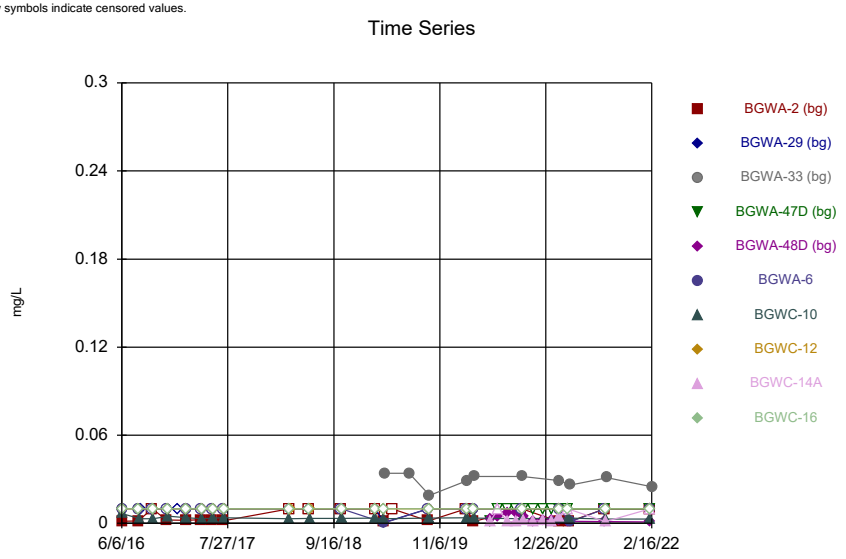

Constituent: Molybdenum Analysis Run 5/23/2022 9:39 AM
Plant Bowen Client: Southern Company Data: Bowen AP-1

Sanitas™ v.9.6.33 Groundwater Stats Consulting. UG
Hollow symbols indicate censored values.

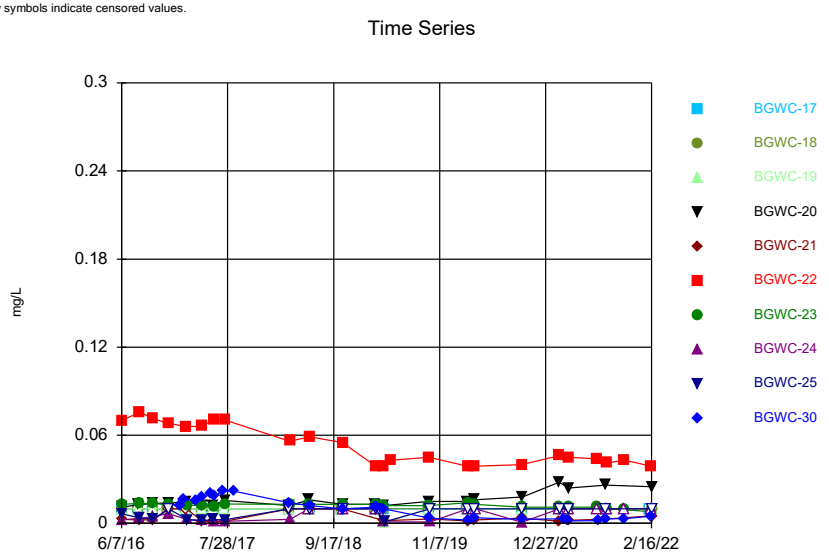

Constituent: Molybdenum Analysis Run 5/23/2022 9:39 AM
Plant Bowen Client: Southern Company Data: Bowen AP-1

Sanitas™ v.9.6.33 Groundwater Stats Consulting. UG
Hollow symbols indicate censored values.

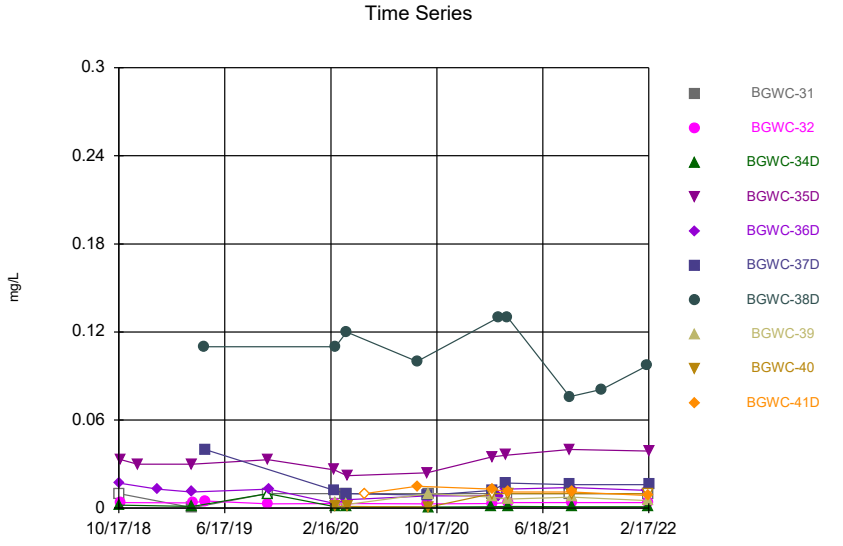

Constituent: Molybdenum Analysis Run 5/23/2022 9:39 AM
Plant Bowen Client: Southern Company Data: Bowen AP-1

Sanitas™ v.9.6.33 Groundwater Stats Consulting. UG
Hollow symbols indicate censored values.

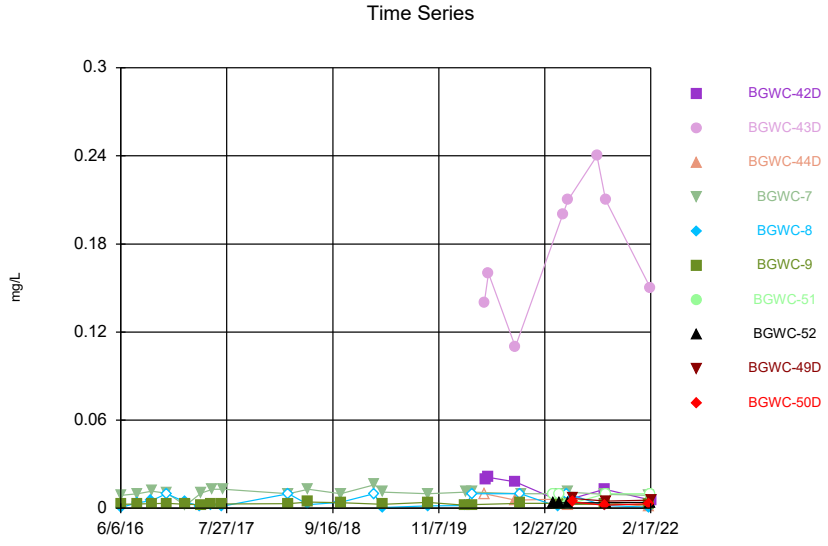

Constituent: Molybdenum Analysis Run 5/23/2022 9:39 AM
Plant Bowen Client: Southern Company Data: Bowen AP-1

Sanitas™ v.9.6.33 Groundwater Stats Consulting. UG

Time Series

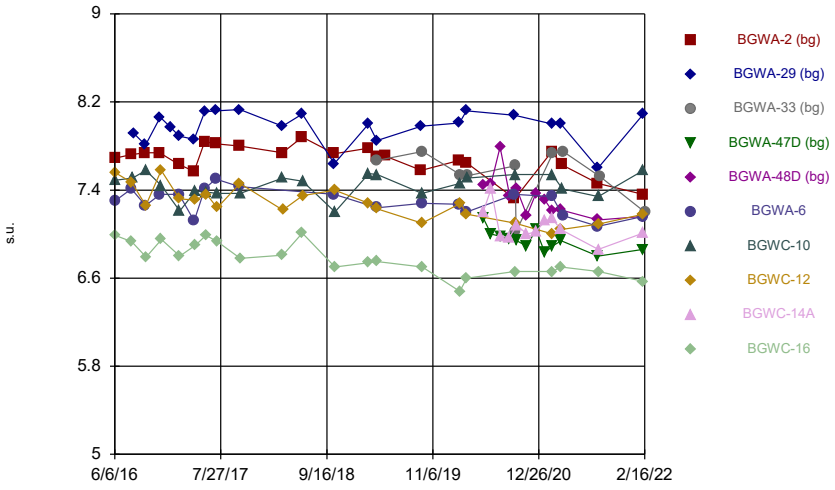

Constituent: pH Analysis Run 5/23/2022 9:39 AM

Plant Bowen Client: Southern Company Data: Bowen AP-1

Sanitas™ v.9.6.33 Groundwater Stats Consulting. UG

Time Series

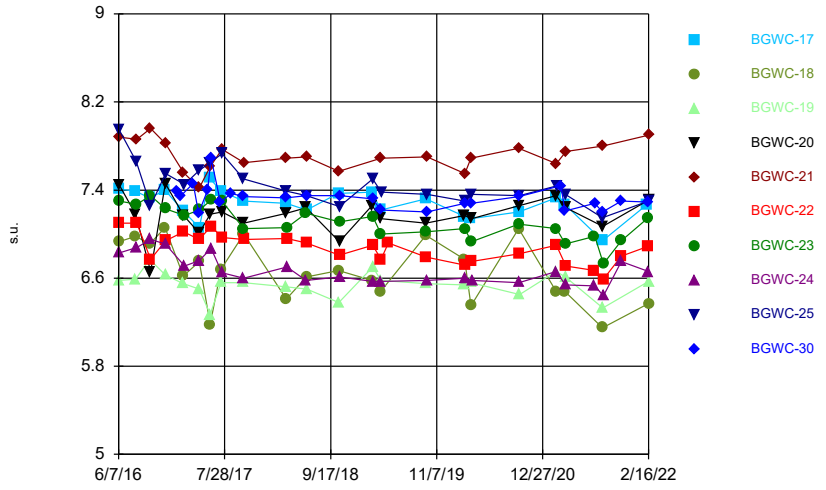

Constituent: pH Analysis Run 5/23/2022 9:39 AM

Plant Bowen Client: Southern Company Data: Bowen AP-1

Sanitas™ v.9.6.33 Groundwater Stats Consulting. UG

Time Series

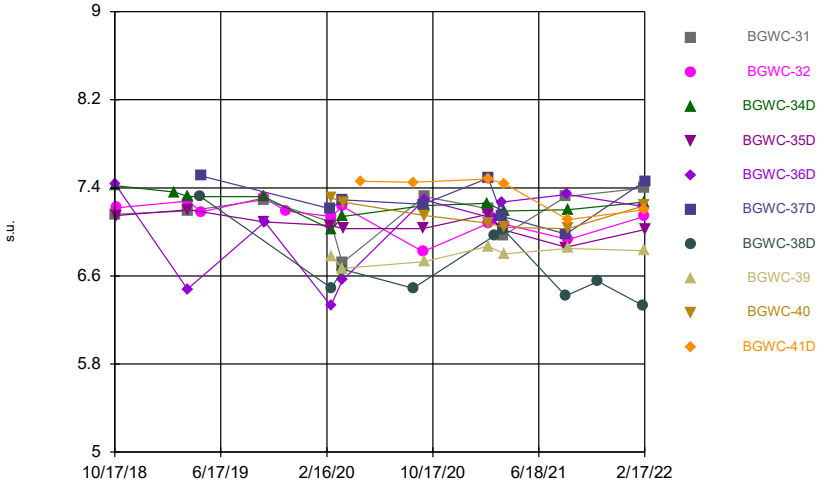

Constituent: pH Analysis Run 5/23/2022 9:39 AM

Plant Bowen Client: Southern Company Data: Bowen AP-1

Sanitas™ v.9.6.33 Groundwater Stats Consulting. UG

Time Series

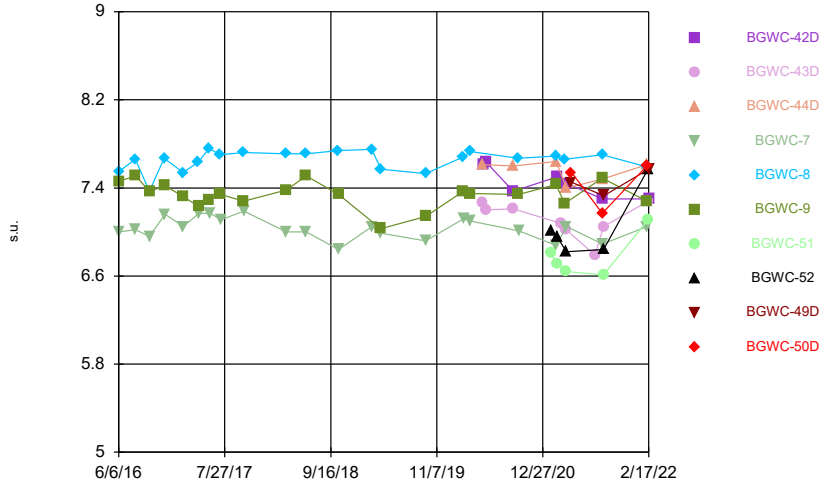

Constituent: pH Analysis Run 5/23/2022 9:39 AM

Plant Bowen Client: Southern Company Data: Bowen AP-1

Sanitas™ v.9.6.33 Groundwater Stats Consulting. UG
Hollow symbols indicate censored values.

Time Series

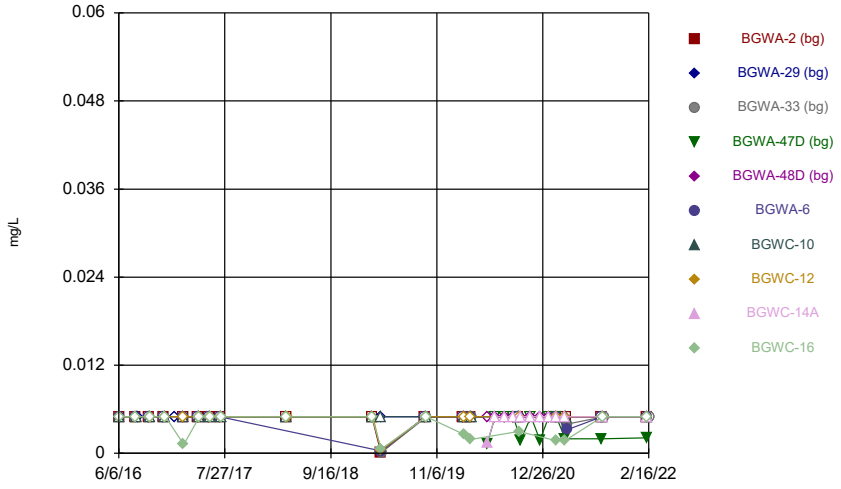

Constituent: Selenium Analysis Run 5/23/2022 9:39 AM
Plant Bowen Client: Southern Company Data: Bowen AP-1

Sanitas™ v.9.6.33 Groundwater Stats Consulting. UG
Hollow symbols indicate censored values.

Time Series

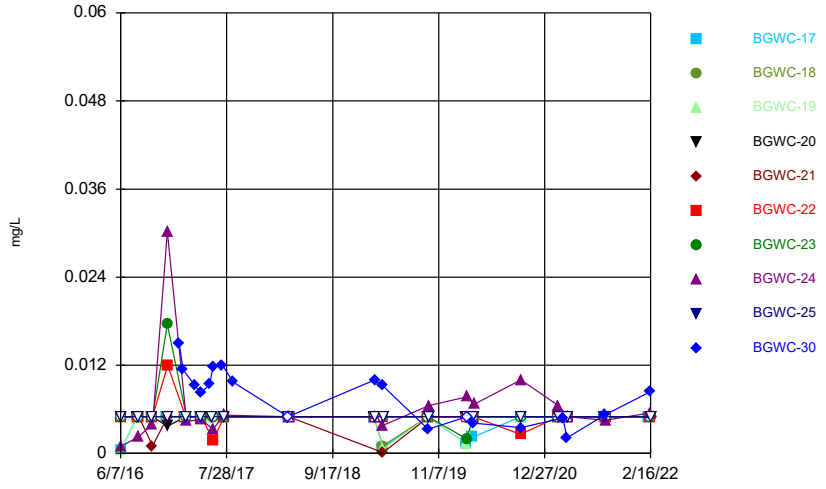

Constituent: Selenium Analysis Run 5/23/2022 9:39 AM
Plant Bowen Client: Southern Company Data: Bowen AP-1

Sanitas™ v.9.6.33 Groundwater Stats Consulting. UG
Hollow symbols indicate censored values.

Time Series

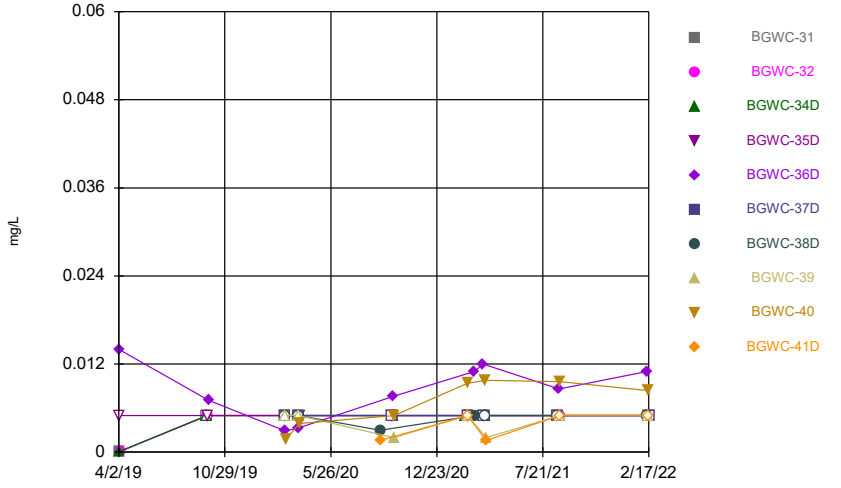

Constituent: Selenium Analysis Run 5/23/2022 9:39 AM
Plant Bowen Client: Southern Company Data: Bowen AP-1

Sanitas™ v.9.6.33 Groundwater Stats Consulting. UG
Hollow symbols indicate censored values.

Time Series

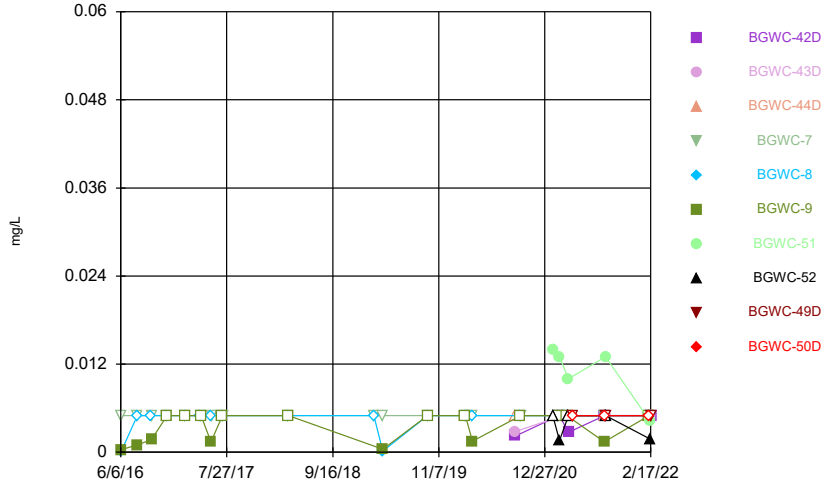

Constituent: Selenium Analysis Run 5/23/2022 9:39 AM
Plant Bowen Client: Southern Company Data: Bowen AP-1

Sanitas™ v.9.6.33 Groundwater Stats Consulting. UG

Time Series

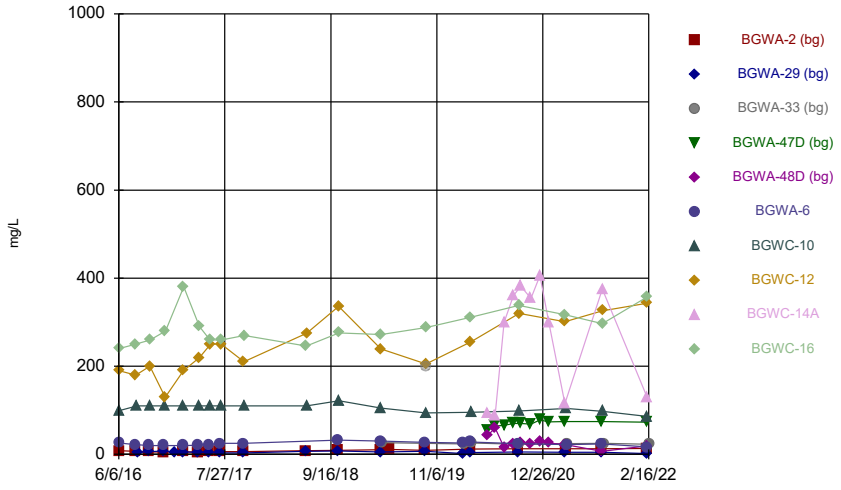

Constituent: Sulfate Analysis Run 5/23/2022 9:39 AM

Plant Bowen Client: Southern Company Data: Bowen AP-1

Sanitas™ v.9.6.33 Groundwater Stats Consulting. UG

Time Series

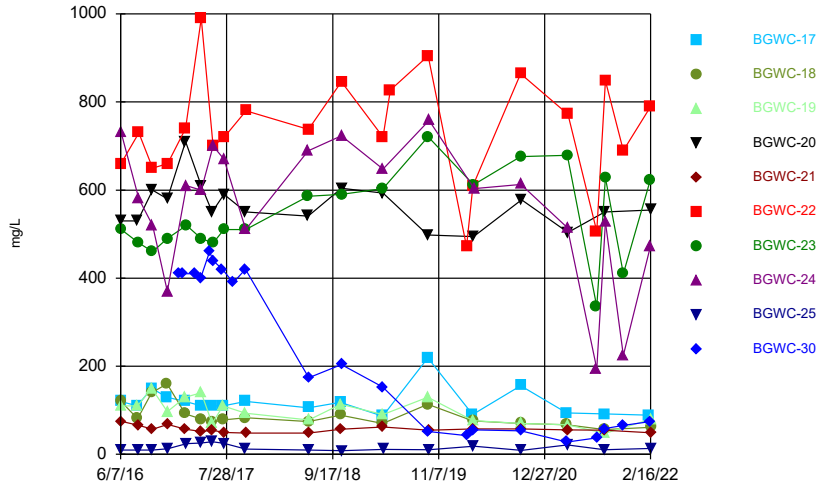

Constituent: Sulfate Analysis Run 5/23/2022 9:39 AM

Plant Bowen Client: Southern Company Data: Bowen AP-1

Sanitas™ v.9.6.33 Groundwater Stats Consulting. UG

Time Series

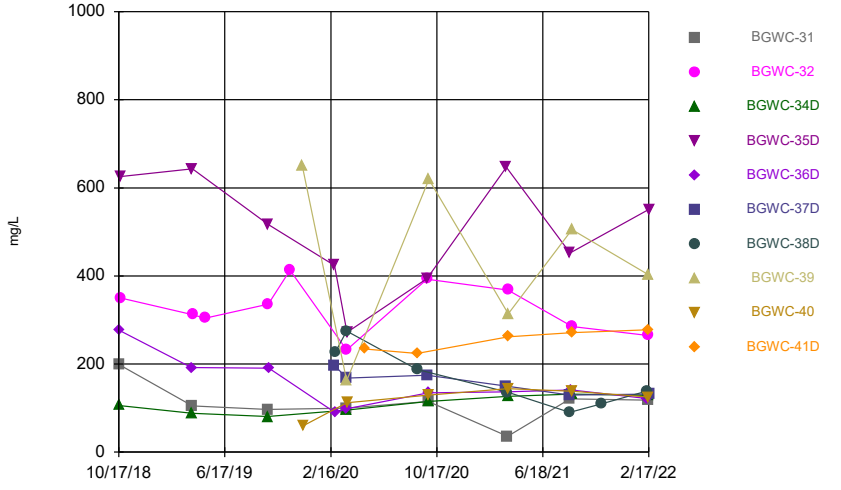

Constituent: Sulfate Analysis Run 5/23/2022 9:39 AM

Plant Bowen Client: Southern Company Data: Bowen AP-1

Sanitas™ v.9.6.33 Groundwater Stats Consulting. UG

Time Series

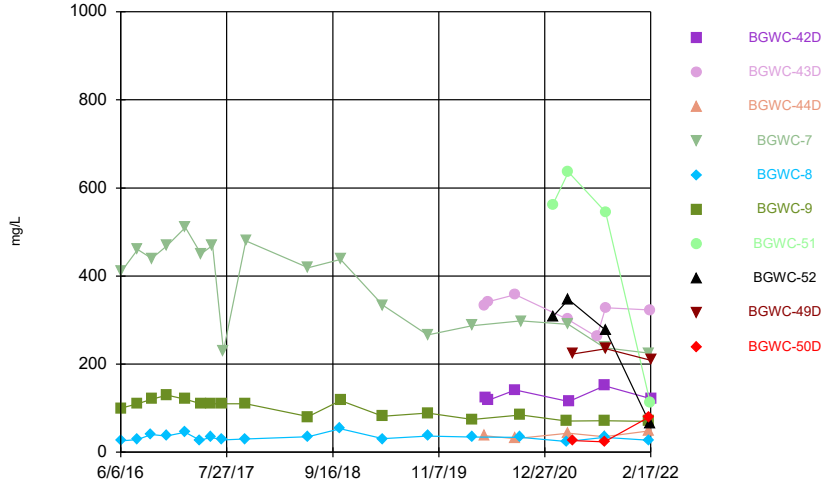

Constituent: Sulfate Analysis Run 5/23/2022 9:39 AM

Plant Bowen Client: Southern Company Data: Bowen AP-1

Sanitas™ v.9.6.33 Groundwater Stats Consulting. UG
Hollow symbols indicate censored values.

Time Series

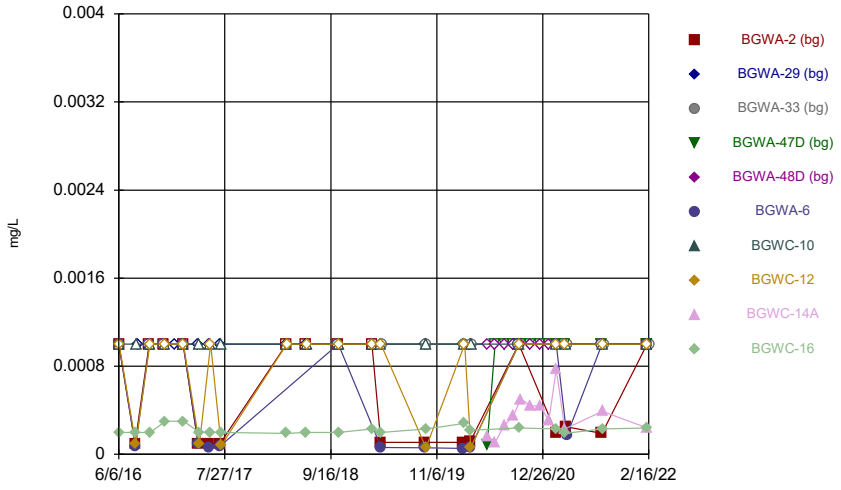

Constituent: Thallium Analysis Run 5/23/2022 9:39 AM
Plant Bowen Client: Southern Company Data: Bowen AP-1

Sanitas™ v.9.6.33 Groundwater Stats Consulting. UG
Hollow symbols indicate censored values.

Time Series

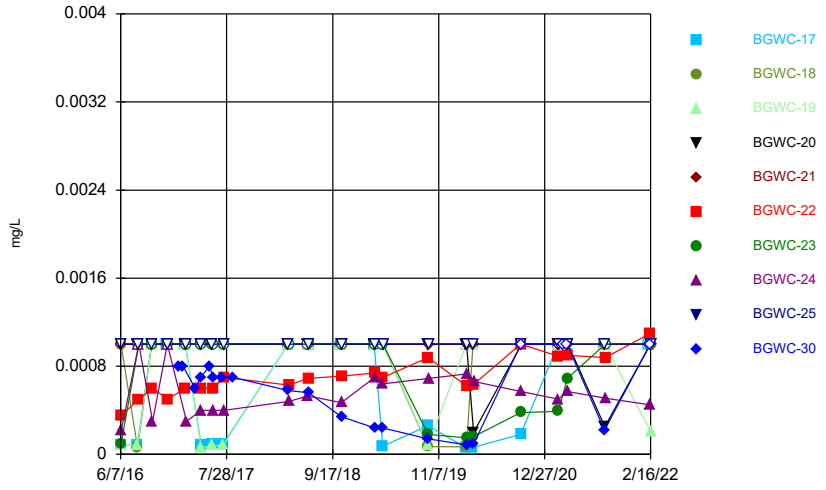

Constituent: Thallium Analysis Run 5/23/2022 9:40 AM
Plant Bowen Client: Southern Company Data: Bowen AP-1

Sanitas™ v.9.6.33 Groundwater Stats Consulting. UG
Hollow symbols indicate censored values.

Time Series

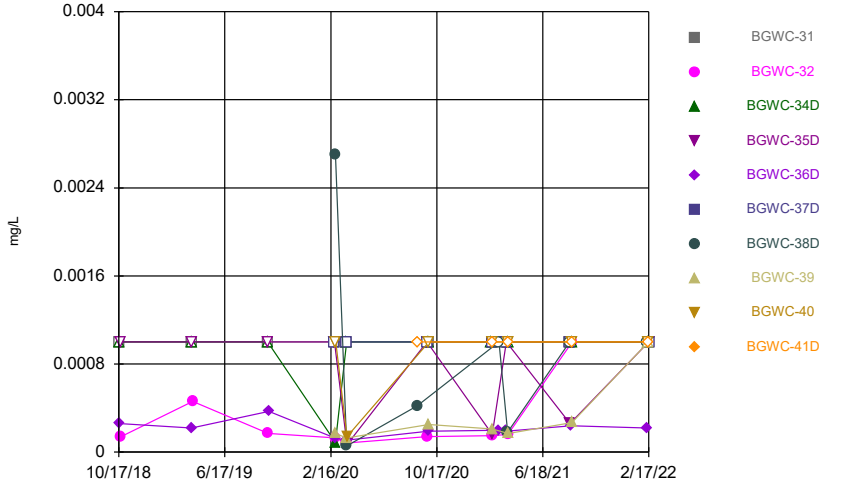

Constituent: Thallium Analysis Run 5/23/2022 9:40 AM
Plant Bowen Client: Southern Company Data: Bowen AP-1

Sanitas™ v.9.6.33 Groundwater Stats Consulting. UG
Hollow symbols indicate censored values.

Time Series

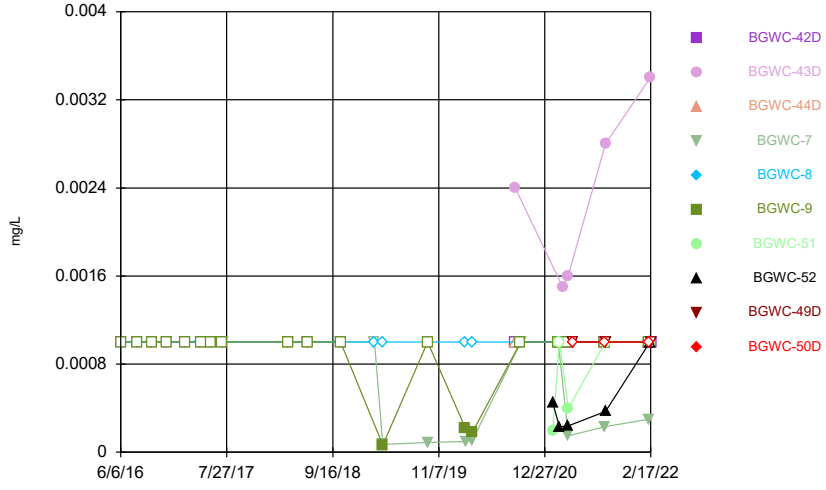

Constituent: Thallium Analysis Run 5/23/2022 9:40 AM
Plant Bowen Client: Southern Company Data: Bowen AP-1

Sanitas™ v.9.6.33 Groundwater Stats Consulting. UG

Time Series

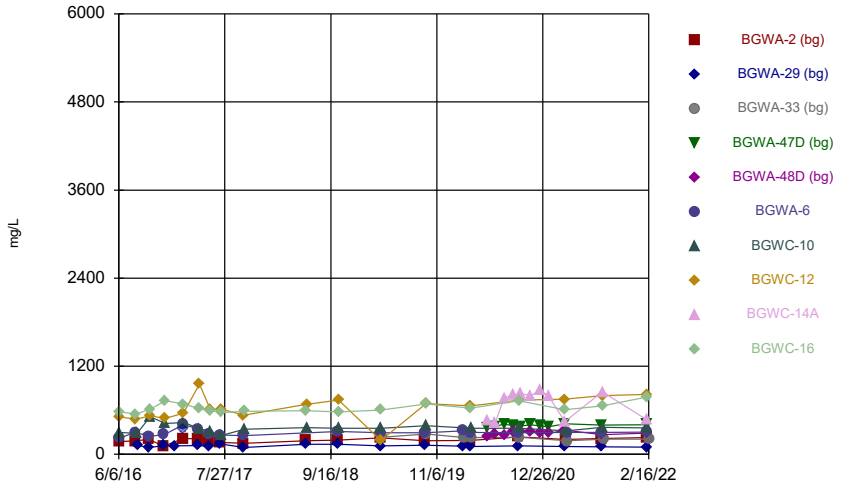

Constituent: Total Dissolved Solids Analysis Run 5/23/2022 9:40 AM

Plant Bowen Client: Southern Company Data: Bowen AP-1

Sanitas™ v.9.6.33 Groundwater Stats Consulting. UG

Time Series

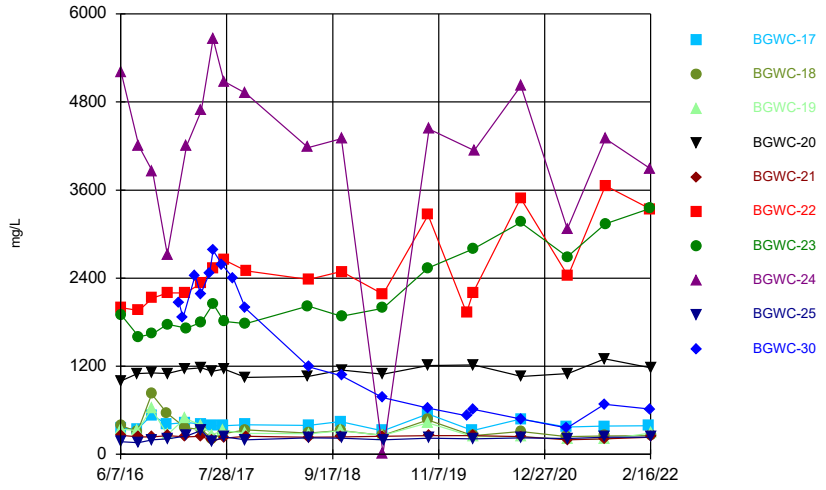

Constituent: Total Dissolved Solids Analysis Run 5/23/2022 9:40 AM

Plant Bowen Client: Southern Company Data: Bowen AP-1

Sanitas™ v.9.6.33 Groundwater Stats Consulting. UG

Time Series

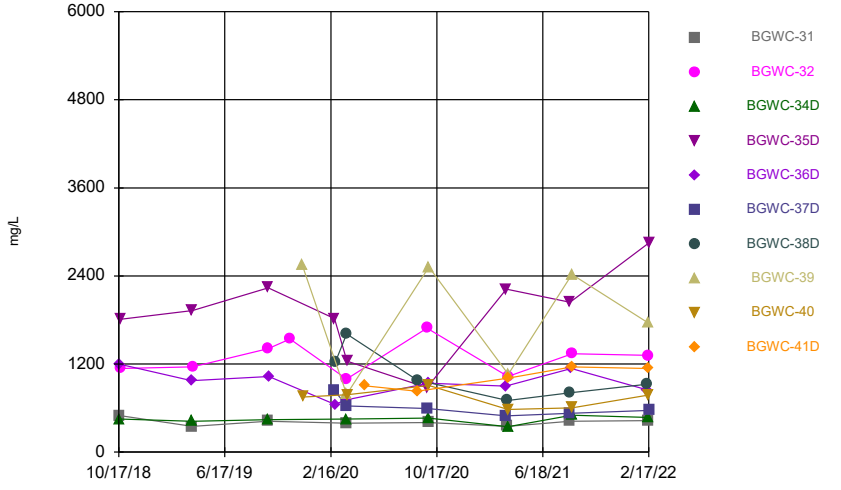

Constituent: Total Dissolved Solids Analysis Run 5/23/2022 9:40 AM

Plant Bowen Client: Southern Company Data: Bowen AP-1

Sanitas™ v.9.6.33 Groundwater Stats Consulting. UG

Time Series

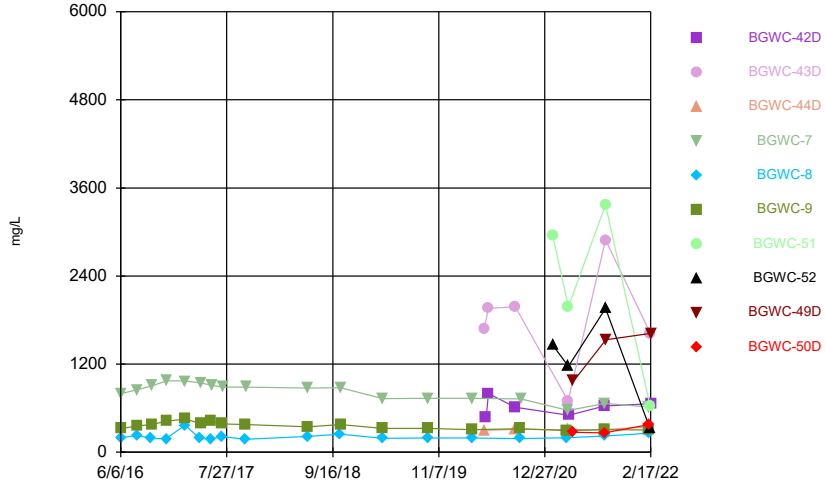

Constituent: Total Dissolved Solids Analysis Run 5/23/2022 9:40 AM

Plant Bowen Client: Southern Company Data: Bowen AP-1

Time Series

Constituent: Antimony (mg/L) Analysis Run 5/23/2022 9:42 AM

Plant Bowen Client: Southern Company Data: Bowen AP-1

	BGWA-2 (bg)	BGWA-29 (bg)	BGWA-33 (bg)	BGWA-47D (bg)	BGWA-48D (bg)	BGWA-6	BGWC-10	BGWC-12	BGWC-14A
6/6/2016	<0.003					<0.003			
6/7/2016							0.0022 (J)	<0.003	
8/9/2016	<0.003								
8/10/2016						<0.003			
8/11/2016									
8/12/2016								<0.003	
8/16/2016							<0.003		
8/22/2016		<0.003							
10/3/2016	<0.003								
10/4/2016		<0.003				<0.003			
10/6/2016								<0.003	
10/7/2016							<0.003		
11/29/2016	<0.003								
12/1/2016		<0.003				<0.003			
12/5/2016								<0.003	
12/6/2016							<0.003		
1/10/2017		<0.003							
2/13/2017	<0.003								
2/14/2017		<0.003				<0.003			
2/15/2017								<0.003	
2/16/2017							<0.003		
4/13/2017	0.0004 (J)					<0.003			
4/14/2017		<0.003							
4/18/2017							<0.003	<0.003	
5/25/2017	<0.003	<0.003				<0.003			
5/30/2017									
6/2/2017							<0.003	<0.003	
7/7/2017	<0.003					<0.003			
7/10/2017		<0.003							
7/12/2017							<0.003		
7/13/2017								<0.003	
7/14/2017									
3/26/2018	<0.003	<0.003							
3/27/2018							<0.003		
3/28/2018								<0.003	
2/25/2019	<0.003								
2/27/2019		<0.003							
2/28/2019							<0.003	<0.003	
2/18/2020	<0.003					<0.003			
2/19/2020		<0.003							
2/20/2020							<0.003		
2/21/2020			0.0016 (J)						
2/24/2020								<0.003	
3/18/2020	<0.003	<0.003							
3/19/2020						<0.003		<0.003	
3/20/2020			0.0014 (J)						
3/23/2020							<0.003		
5/22/2020				<0.003					<0.003
5/25/2020					0.0042				
6/23/2020				<0.003	0.00074 (J)				<0.003
7/28/2020				0.0013 (J)	0.0014 (J)				<0.003
9/2/2020				0.00082 (J)					<0.003

Time Series

Constituent: Antimony (mg/L) Analysis Run 5/23/2022 9:42 AM

Plant Bowen Client: Southern Company Data: Bowen AP-1

	BGWA-2 (bg)	BGWA-29 (bg)	BGWA-33 (bg)	BGWA-47D (bg)	BGWA-48D (bg)	BGWA-6	BGWC-10	BGWC-12	BGWC-14A
9/3/2020					0.0023 (J)				
9/23/2020	<0.003	<0.003				<0.003			
9/24/2020							<0.003		
9/25/2020			0.0015 (J)					<0.003	
10/1/2020				0.00056 (J)	0.0026 (J)				0.0003 (J)
11/10/2020				0.0019 (J)	0.0016 (J)				0.00061 (J)
12/15/2020				0.0018 (J)	0.0018 (J)				<0.003
1/20/2021				0.00068 (J)	0.0015 (J)				<0.003
2/16/2021	<0.003	0.0015 (J)							
2/17/2021				0.0013 (J)	0.0013 (J)				
2/18/2021						<0.003	<0.003		<0.003
2/19/2021			0.0011 (J)					<0.003	
3/23/2021		<0.003							
3/24/2021								<0.003	<0.003
3/25/2021				<0.003	0.0008 (J)				
3/26/2021	<0.003								
3/30/2021							<0.003		
3/31/2021						<0.003			
4/1/2021			0.002 (J)						
8/16/2021	<0.003	<0.003		<0.003	0.0018 (J)	<0.003			
8/18/2021							<0.003	<0.003	<0.003
8/25/2021			0.0013 (J)						
2/9/2022	<0.003			<0.003	0.0018 (J)	<0.003			<0.003
2/10/2022		<0.003							
2/11/2022							0.0021 (J)	<0.003	
2/16/2022			0.00089 (J)						

Time Series

Constituent: Antimony (mg/L) Analysis Run 5/23/2022 9:42 AM

Plant Bowen Client: Southern Company Data: Bowen AP-1

	BGWC-16
6/6/2016	
6/7/2016	<0.003
8/9/2016	
8/10/2016	
8/11/2016	0.0004 (J)
8/12/2016	
8/16/2016	
8/22/2016	
10/3/2016	
10/4/2016	
10/6/2016	
10/7/2016	<0.003
11/29/2016	
12/1/2016	
12/5/2016	
12/6/2016	<0.003
1/10/2017	
2/13/2017	
2/14/2017	
2/15/2017	
2/16/2017	<0.003
4/13/2017	
4/14/2017	
4/18/2017	<0.003
5/25/2017	
5/30/2017	<0.003
6/2/2017	
7/7/2017	
7/10/2017	
7/12/2017	
7/13/2017	
7/14/2017	<0.003
3/26/2018	
3/27/2018	<0.003
3/28/2018	
2/25/2019	<0.003
2/27/2019	
2/28/2019	
2/18/2020	
2/19/2020	
2/20/2020	<0.003
2/21/2020	
2/24/2020	
3/18/2020	
3/19/2020	<0.003
3/20/2020	
3/23/2020	
5/22/2020	
5/25/2020	
6/23/2020	
7/28/2020	
9/2/2020	

Time Series

Constituent: Antimony (mg/L) Analysis Run 5/23/2022 9:42 AM

Plant Bowen Client: Southern Company Data: Bowen AP-1

	BGWC-16
9/3/2020	
9/23/2020	
9/24/2020	<0.003
9/25/2020	
10/1/2020	
11/10/2020	
12/15/2020	
1/20/2021	
2/16/2021	
2/17/2021	
2/18/2021	<0.003
2/19/2021	
3/23/2021	
3/24/2021	<0.003
3/25/2021	
3/26/2021	
3/30/2021	
3/31/2021	
4/1/2021	
8/16/2021	
8/18/2021	<0.003
8/25/2021	
2/9/2022	
2/10/2022	
2/11/2022	<0.003
2/16/2022	

Time Series

Constituent: Antimony (mg/L) Analysis Run 5/23/2022 9:42 AM

Plant Bowen Client: Southern Company Data: Bowen AP-1

	BGWC-17	BGWC-18	BGWC-19	BGWC-20	BGWC-21	BGWC-22	BGWC-23	BGWC-24	BGWC-25
6/7/2016	<0.003								
6/8/2016		<0.003	<0.003	<0.003	<0.003	<0.003			<0.003
6/9/2016							<0.003	<0.003	
8/11/2016	0.0002 (J)								
8/12/2016		<0.003	<0.003	<0.003					
8/15/2016									0.0013 (J)
8/18/2016					<0.003	0.0023 (J)	0.0009 (J)	<0.003	
10/7/2016	<0.003	<0.003	<0.003						
10/10/2016				<0.003	<0.003	0.0021 (J)	<0.003	<0.003	<0.003
12/6/2016	<0.003	<0.003							
12/7/2016			<0.003	<0.003			<0.003	<0.003	
12/8/2016					<0.003	<0.003			<0.003
1/23/2017									
2/7/2017									
2/16/2017	<0.003	<0.003	<0.003						
2/17/2017				<0.003	<0.003	<0.003			
2/20/2017							<0.003	<0.003	<0.003
3/27/2017									
4/17/2017									
4/19/2017	<0.003	<0.003	<0.003	<0.003	<0.003		<0.003	<0.003	
4/20/2017						<0.003			<0.003
5/22/2017									
5/30/2017	<0.003								
6/1/2017		<0.003	<0.003	<0.003	<0.003				<0.003
6/5/2017						<0.003	<0.003	<0.003	
7/11/2017									
7/14/2017	<0.003	<0.003	<0.003						
7/17/2017							<0.003	<0.003	<0.003
7/18/2017				<0.003	<0.003				
7/19/2017						<0.003			
8/23/2017									
3/26/2018									
3/27/2018	<0.003	<0.003	<0.003						
3/28/2018				<0.003	<0.003				<0.003
3/29/2018						<0.003	<0.003	<0.003	
2/27/2019	<0.003	<0.003		<0.003					
3/1/2019			<0.003			<0.003	<0.003	<0.003	<0.003
2/24/2020	<0.003	<0.003	<0.003	<0.003					
2/25/2020						<0.003	<0.003		
2/26/2020					<0.003			<0.003	<0.003
3/19/2020	<0.003								
3/20/2020		<0.003	<0.003		<0.003	<0.003			
3/23/2020				0.0014 (J)			0.00053 (J)		
3/24/2020									<0.003
3/25/2020								<0.003	
9/24/2020	<0.003	<0.003			<0.003	<0.003	<0.003		
9/25/2020								0.00048 (J)	
9/28/2020			0.0005 (J)	0.0005 (J)					<0.003
2/18/2021	<0.003	<0.003	<0.003	<0.003					
2/19/2021					<0.003	0.00028 (J)	0.00031 (J)	0.00036 (J)	
2/23/2021									<0.003
3/8/2021									

Time Series

Constituent: Antimony (mg/L) Analysis Run 5/23/2022 9:42 AM

Plant Bowen Client: Southern Company Data: Bowen AP-1

	BGWC-17	BGWC-18	BGWC-19	BGWC-20	BGWC-21	BGWC-22	BGWC-23	BGWC-24	BGWC-25
3/24/2021	<0.003	<0.003							
3/25/2021									
3/26/2021			<0.003				<0.003	<0.003	<0.003
3/29/2021				<0.003	<0.003	<0.003			
8/19/2021	<0.003	<0.003							<0.003
8/20/2021			<0.003	<0.003	0.0014 (J)				
8/23/2021						<0.003	0.0029 (J)	0.0028 (J)	
2/11/2022	<0.003								
2/14/2022							0.0014 (J)		
2/15/2022						<0.003		0.0048	
2/16/2022		<0.003	<0.003	<0.003	0.0017 (J)				<0.003

Time Series

Constituent: Antimony (mg/L) Analysis Run 5/23/2022 9:42 AM

Plant Bowen Client: Southern Company Data: Bowen AP-1

	BGWC-30
6/7/2016	
6/8/2016	
6/9/2016	
8/11/2016	
8/12/2016	
8/15/2016	
8/18/2016	
10/7/2016	
10/10/2016	
12/6/2016	
12/7/2016	
12/8/2016	
1/23/2017	<0.003
2/7/2017	<0.003
2/16/2017	
2/17/2017	
2/20/2017	
3/27/2017	<0.003
4/17/2017	<0.003
4/19/2017	
4/20/2017	
5/22/2017	<0.003
5/30/2017	
6/1/2017	
6/5/2017	<0.003
7/11/2017	<0.003
7/14/2017	
7/17/2017	
7/18/2017	
7/19/2017	
8/23/2017	<0.003
3/26/2018	<0.003
3/27/2018	
3/28/2018	
3/29/2018	
2/27/2019	
3/1/2019	<0.003
2/24/2020	
2/25/2020	
2/26/2020	<0.003
3/19/2020	
3/20/2020	
3/23/2020	<0.003
3/24/2020	
3/25/2020	
9/24/2020	
9/25/2020	<0.003
9/28/2020	
2/18/2021	
2/19/2021	
2/23/2021	
3/8/2021	<0.003

Time Series

Constituent: Antimony (mg/L) Analysis Run 5/23/2022 9:42 AM

Plant Bowen Client: Southern Company Data: Bowen AP-1

	BGWC-30
3/24/2021	
3/25/2021	<0.003
3/26/2021	
3/29/2021	
8/19/2021	<0.003
8/20/2021	
8/23/2021	
2/11/2022	
2/14/2022	<0.003
2/15/2022	
2/16/2022	

Time Series

Constituent: Antimony (mg/L) Analysis Run 5/23/2022 9:42 AM

Plant Bowen Client: Southern Company Data: Bowen AP-1

	BGWC-31	BGWC-32	BGWC-34D	BGWC-35D	BGWC-36D	BGWC-37D	BGWC-38D	BGWC-39	BGWC-40
2/25/2020				<0.003		<0.003			
2/26/2020	<0.003				<0.003				
2/27/2020		<0.003	<0.003				0.0003 (J)	<0.003	
2/28/2020									<0.003
3/23/2020	<0.003				<0.003				
3/24/2020		<0.003	<0.003			<0.003	<0.003	<0.003	
3/25/2020				<0.003					<0.003
9/2/2020							0.0016 (J)		
9/25/2020		0.00039 (J)		0.00064 (J)		0.0022 (J)			
9/28/2020	0.00038 (J)		0.00049 (J)		<0.003				
9/29/2020								<0.003	<0.003
2/19/2021			<0.003						
2/22/2021	<0.003			0.00066 (J)		0.00041 (J)		<0.003	<0.003
2/23/2021		0.00036 (J)							
3/8/2021					0.00096 (J)				
3/9/2021							0.00062 (J)		
3/25/2021					<0.003				
3/26/2021				<0.003		<0.003			
3/29/2021	<0.003						<0.003		
3/30/2021		<0.003	0.00079 (J)						0.0005 (J)
3/31/2021								<0.003	
8/19/2021							0.01		
8/20/2021	<0.003			<0.003		<0.003			
8/23/2021					<0.003				
8/24/2021			<0.003					<0.003	<0.003
8/25/2021		<0.003							
2/14/2022					<0.003		0.0067		
2/15/2022									
2/16/2022	<0.003	<0.003	<0.003					<0.003	<0.003
2/17/2022				<0.003		<0.003			

Time Series

Constituent: Antimony (mg/L) Analysis Run 5/23/2022 9:42 AM

Plant Bowen Client: Southern Company Data: Bowen AP-1

	BGWC-41D
2/25/2020	
2/26/2020	
2/27/2020	
2/28/2020	
3/23/2020	
3/24/2020	
3/25/2020	
9/2/2020	0.0014 (J)
9/25/2020	
9/28/2020	
9/29/2020	
2/19/2021	
2/22/2021	<0.003
2/23/2021	
3/8/2021	
3/9/2021	
3/25/2021	
3/26/2021	
3/29/2021	
3/30/2021	
3/31/2021	<0.003
8/19/2021	
8/20/2021	
8/23/2021	
8/24/2021	0.0014 (J)
8/25/2021	
2/14/2022	
2/15/2022	<0.003
2/16/2022	
2/17/2022	

Time Series

Constituent: Antimony (mg/L) Analysis Run 5/23/2022 9:42 AM

Plant Bowen Client: Southern Company Data: Bowen AP-1

	BGWC-42D	BGWC-43D	BGWC-44D	BGWC-7	BGWC-8	BGWC-9	BGWC-51	BGWC-52	BGWC-49D
6/6/2016						<0.003			
6/7/2016					<0.003				
6/8/2016				<0.003					
8/10/2016					0.0004 (J)				
8/11/2016				0.0005 (J)		0.0003 (J)			
10/4/2016					<0.003				
10/5/2016						<0.003			
10/6/2016				0.0015 (J)					
12/2/2016					<0.003				
12/5/2016						<0.003			
12/6/2016				<0.003					
2/14/2017					<0.003				
2/15/2017				<0.003		<0.003			
4/14/2017					<0.003				
4/17/2017						<0.003			
4/18/2017				0.0003 (J)					
5/26/2017					<0.003	<0.003			
6/2/2017				<0.003					
7/10/2017					<0.003				
7/11/2017						<0.003			
7/14/2017				<0.003					
3/26/2018					<0.003				
3/27/2018				<0.003		<0.003			
2/25/2019					<0.003				
2/28/2019				<0.003					
2/19/2020					<0.003				
2/20/2020						<0.003			
2/21/2020				0.0016 (J)					
3/18/2020					<0.003				
3/19/2020				<0.003		<0.003			
9/3/2020	0.00072 (J)	0.00091 (J)	0.0021 (J)						
9/23/2020					<0.003				
9/24/2020						<0.003			
9/25/2020				<0.003					
1/28/2021							<0.003	0.0019 (J)	
2/16/2021					0.00046 (J)				
2/17/2021						0.00075 (J)			
2/18/2021			0.009	<0.003					
2/22/2021	0.0019 (J)								
2/23/2021							<0.003	0.00053 (J)	
3/8/2021		0.00058 (J)							
3/24/2021					0.00059 (J)	0.00038 (J)			
3/29/2021		<0.003							
3/30/2021				<0.003			0.0019 (J)	0.00085 (J)	
3/31/2021			0.0026 (J)						
4/1/2021	0.0019 (J)								
4/19/2021									0.00039 (J)
8/18/2021			0.0015 (J)		<0.003	0.0014 (J)			
8/19/2021				<0.003					
8/20/2021	0.00083 (J)								
8/23/2021		<0.003					<0.003	<0.003	
8/24/2021									<0.003

Time Series

Constituent: Antimony (mg/L) Analysis Run 5/23/2022 9:42 AM

Plant Bowen Client: Southern Company Data: Bowen AP-1

	BGWC-42D	BGWC-43D	BGWC-44D	BGWC-7	BGWC-8	BGWC-9	BGWC-51	BGWC-52	BGWC-49D
2/9/2022			<0.003						
2/10/2022					<0.003	<0.003			
2/11/2022				<0.003					
2/14/2022							<0.003	<0.003	
2/15/2022		<0.003							
2/17/2022	<0.003								<0.003

Time Series

Constituent: Antimony (mg/L) Analysis Run 5/23/2022 9:42 AM

Plant Bowen Client: Southern Company Data: Bowen AP-1

	BGWC-50D
6/6/2016	
6/7/2016	
6/8/2016	
8/10/2016	
8/11/2016	
10/4/2016	
10/5/2016	
10/6/2016	
12/2/2016	
12/5/2016	
12/6/2016	
2/14/2017	
2/15/2017	
4/14/2017	
4/17/2017	
4/18/2017	
5/26/2017	
6/2/2017	
7/10/2017	
7/11/2017	
7/14/2017	
3/26/2018	
3/27/2018	
2/25/2019	
2/28/2019	
2/19/2020	
2/20/2020	
2/21/2020	
3/18/2020	
3/19/2020	
9/3/2020	
9/23/2020	
9/24/2020	
9/25/2020	
1/28/2021	
2/16/2021	
2/17/2021	
2/18/2021	
2/22/2021	
2/23/2021	
3/8/2021	
3/24/2021	
3/29/2021	
3/30/2021	
3/31/2021	
4/1/2021	
4/19/2021	0.0019 (J)
8/18/2021	<0.003
8/19/2021	
8/20/2021	
8/23/2021	
8/24/2021	

Time Series

Constituent: Antimony (mg/L) Analysis Run 5/23/2022 9:42 AM

Plant Bowen Client: Southern Company Data: Bowen AP-1

	BGWC-50D
2/9/2022	<0.003
2/10/2022	
2/11/2022	
2/14/2022	
2/15/2022	
2/17/2022	

Time Series

Constituent: Arsenic (mg/L) Analysis Run 5/23/2022 9:42 AM

Plant Bowen Client: Southern Company Data: Bowen AP-1

	BGWA-2 (bg)	BGWA-29 (bg)	BGWA-33 (bg)	BGWA-47D (bg)	BGWA-48D (bg)	BGWA-6	BGWC-10	BGWC-12	BGWC-14A
6/6/2016	0.0012 (J)					<0.005			
6/7/2016							0.0039	<0.005	
8/9/2016	<0.005								
8/10/2016						<0.005			
8/11/2016									
8/12/2016								0.0009 (J)	
8/16/2016							0.0091		
8/22/2016		<0.005							
10/3/2016	<0.005								
10/4/2016		<0.005				<0.005			
10/6/2016								<0.005	
10/7/2016							0.0074		
11/29/2016	0.0023 (J)								
12/1/2016		<0.005				<0.005			
12/5/2016								<0.005	
12/6/2016							0.0044 (J)		
1/10/2017		<0.005							
2/13/2017	<0.005								
2/14/2017		<0.005				<0.005			
2/15/2017								<0.005	
2/16/2017							0.0081		
4/13/2017	0.0017 (J)					0.0007 (J)			
4/14/2017		0.0006 (J)							
4/18/2017							0.0084	0.0009 (J)	
5/25/2017	0.0015 (J)	0.0008 (J)				0.0013 (J)			
5/30/2017									
6/2/2017							0.008	0.0015 (J)	
7/7/2017	0.001 (J)					<0.005			
7/10/2017		0.0008 (J)							
7/12/2017							0.0063		
7/13/2017								0.0006 (J)	
7/14/2017									
3/26/2018	0.0019 (J)	0.00066 (J)							
3/27/2018							0.0064		
3/28/2018								0.0015 (J)	
6/12/2018	0.0013 (J)	0.00059 (J)							
6/14/2018							0.0075	0.00096 (J)	
10/16/2018	0.00075 (J)	<0.005				0.00095 (J)			
10/17/2018								<0.005	
10/18/2018							0.0056		
2/25/2019	<0.005								
2/27/2019		0.0011 (J)							
2/28/2019							0.0058	<0.005	
4/1/2019	0.00049 (J)	0.00019 (J)						0.00028 (J)	
4/2/2019						0.00032 (J)	0.0057		
4/3/2019			0.002 (J)						
9/23/2019	0.00095 (J)	0.00053 (J)				0.0012 (J)			
9/25/2019							0.0058	0.00085 (J)	
9/26/2019									
9/27/2019			0.0023 (J)						
2/18/2020	0.002 (J)					0.0019 (J)			
2/19/2020		0.0012 (J)							

Time Series

Constituent: Arsenic (mg/L) Analysis Run 5/23/2022 9:42 AM

Plant Bowen Client: Southern Company Data: Bowen AP-1

	BGWA-2 (bg)	BGWA-29 (bg)	BGWA-33 (bg)	BGWA-47D (bg)	BGWA-48D (bg)	BGWA-6	BGWC-10	BGWC-12	BGWC-14A
2/20/2020							0.0067		
2/21/2020			0.0015 (J)						
2/24/2020								0.00039 (J)	
3/18/2020	<0.005	<0.005							
3/19/2020						<0.005		0.00036 (J)	
3/20/2020			0.0024 (J)						
3/23/2020							0.0049 (J)		
5/22/2020				0.00059 (J)					0.001 (J)
5/25/2020					0.0025 (J)				
6/23/2020				<0.005	0.01				<0.005
7/28/2020				0.00081 (J)	0.0039 (J)				0.0011 (J)
9/2/2020				<0.005					<0.005
9/3/2020					0.0018 (J)				
9/23/2020	<0.005	<0.005				<0.005			
9/24/2020							0.006		
9/25/2020			0.0017 (J)					<0.005	
10/1/2020				<0.005	0.0014 (J)				<0.005
11/10/2020				<0.005	<0.005				<0.005
12/15/2020				<0.005	<0.005				<0.005
1/20/2021				<0.005	<0.005				<0.005
2/16/2021	<0.005	<0.005							
2/17/2021				<0.005	<0.005				
2/18/2021						0.0011 (J)	0.0054		<0.005
2/19/2021			<0.005					0.0011 (J)	
3/23/2021		<0.005							
3/24/2021								0.002 (J)	0.002 (J)
3/25/2021				0.0014 (J)	0.0042 (J)				
3/26/2021	<0.005								
3/30/2021							0.0053		
3/31/2021						<0.005			
4/1/2021			0.0013 (J)						
8/16/2021	<0.005	<0.005		0.0012 (J)	0.0079	<0.005			
8/18/2021							0.0083	0.0039 (J)	0.0034 (J)
8/25/2021			0.0018 (J)						
2/9/2022	<0.005			<0.005	0.0057	<0.005			<0.005
2/10/2022		<0.005							
2/11/2022							0.0094	<0.005	
2/16/2022			<0.005						

Time Series

Constituent: Arsenic (mg/L) Analysis Run 5/23/2022 9:42 AM

Plant Bowen Client: Southern Company Data: Bowen AP-1

	BGWC-16
6/6/2016	
6/7/2016	<0.005
8/9/2016	
8/10/2016	
8/11/2016	<0.005
8/12/2016	
8/16/2016	
8/22/2016	
10/3/2016	
10/4/2016	
10/6/2016	
10/7/2016	<0.005
11/29/2016	
12/1/2016	
12/5/2016	
12/6/2016	<0.005
1/10/2017	
2/13/2017	
2/14/2017	
2/15/2017	
2/16/2017	<0.005
4/13/2017	
4/14/2017	
4/18/2017	0.0007 (J)
5/25/2017	
5/30/2017	0.0008 (J)
6/2/2017	
7/7/2017	
7/10/2017	
7/12/2017	
7/13/2017	
7/14/2017	0.0008 (J)
3/26/2018	
3/27/2018	0.0014 (J)
3/28/2018	
6/12/2018	0.00073 (J)
6/14/2018	
10/16/2018	
10/17/2018	
10/18/2018	<0.005
2/25/2019	<0.005
2/27/2019	
2/28/2019	
4/1/2019	
4/2/2019	0.0003 (J)
4/3/2019	
9/23/2019	
9/25/2019	
9/26/2019	0.00074 (J)
9/27/2019	
2/18/2020	
2/19/2020	

Time Series

Constituent: Arsenic (mg/L) Analysis Run 5/23/2022 9:42 AM

Plant Bowen Client: Southern Company Data: Bowen AP-1

	BGWC-16
2/20/2020	0.00042 (J)
2/21/2020	
2/24/2020	
3/18/2020	
3/19/2020	<0.005
3/20/2020	
3/23/2020	
5/22/2020	
5/25/2020	
6/23/2020	
7/28/2020	
9/2/2020	
9/3/2020	
9/23/2020	
9/24/2020	<0.005
9/25/2020	
10/1/2020	
11/10/2020	
12/15/2020	
1/20/2021	
2/16/2021	
2/17/2021	
2/18/2021	<0.005
2/19/2021	
3/23/2021	
3/24/2021	0.0013 (J)
3/25/2021	
3/26/2021	
3/30/2021	
3/31/2021	
4/1/2021	
8/16/2021	
8/18/2021	<0.005
8/25/2021	
2/9/2022	
2/10/2022	
2/11/2022	<0.005
2/16/2022	

Time Series

Constituent: Arsenic (mg/L) Analysis Run 5/23/2022 9:42 AM

Plant Bowen Client: Southern Company Data: Bowen AP-1

	BGWC-17	BGWC-18	BGWC-19	BGWC-20	BGWC-21	BGWC-22	BGWC-23	BGWC-24	BGWC-25
6/7/2016	<0.005								
6/8/2016		<0.005	0.00046 (J)	0.0011 (J)	0.0015	0.0012 (J)			0.0037
6/9/2016							0.0012 (J)	0.0016	
8/11/2016	<0.005								
8/12/2016		<0.005	0.0008 (J)	0.0017 (J)					
8/15/2016									0.003 (J)
8/18/2016					<0.005	0.0022 (J)	0.003 (J)	0.0054	
10/7/2016	<0.005	<0.005	<0.005						
10/10/2016				<0.005	<0.005	0.002 (J)	0.0021 (J)	0.0079	0.0026 (J)
12/6/2016	<0.005	<0.005							
12/7/2016			<0.005	<0.005			0.0023 (J)	0.0121	
12/8/2016					<0.005	<0.005			<0.005
1/23/2017									
2/7/2017									
2/16/2017	<0.005	<0.005	<0.005						
2/17/2017				<0.005	<0.005	0.0023 (J)			
2/20/2017							0.0025 (J)	0.0063	0.0029 (J)
3/27/2017									
4/17/2017									
4/19/2017	0.0012 (J)	0.0013 (J)	0.0015 (J)	0.002 (J)	0.002 (J)		0.0032 (J)	0.0051	
4/20/2017						0.0028 (J)			0.0024 (J)
5/22/2017									
5/30/2017	0.0006 (J)								
6/1/2017		0.0005 (J)	0.0008 (J)	0.0017 (J)	0.0011 (J)				0.0025 (J)
6/5/2017						0.0035 (J)	0.0043 (J)	0.0072	
7/11/2017									
7/14/2017	<0.005	<0.005	0.0006 (J)						
7/17/2017							0.0017 (J)	0.0031 (J)	0.0021 (J)
7/18/2017				0.0018 (J)	0.0015 (J)				
7/19/2017						0.0028 (J)			
8/23/2017									
3/26/2018									
3/27/2018	0.00076 (J)	0.00066 (J)	0.00082 (J)						
3/28/2018				0.0018 (J)	0.0012 (J)				0.0019 (J)
3/29/2018						0.0037 (J)	0.0028 (J)	0.0075 (J)	
6/13/2018				0.0015 (J)			0.0019 (J)	0.0045 (J)	
6/14/2018	<0.005	<0.005			0.00087 (J)	0.0027 (J)			0.0022 (J)
6/15/2018			0.00074 (J)						
10/17/2018	<0.005								
10/18/2018		<0.005							
10/19/2018			<0.005		0.00059 (J)				
10/22/2018				<0.005		0.0016 (J)	0.0015 (J)	0.0027 (J)	0.0026 (J)
2/27/2019	0.001 (J)	0.00083 (J)		0.0014 (J)					
3/1/2019			<0.005			0.0011 (J)	0.0023 (J)	0.0032 (J)	0.0022 (J)
4/2/2019	0.00024 (J)	0.00015 (J)							
4/3/2019			0.00017 (J)	0.00027 (J)	0.00038 (J)	0.0021 (J)	0.00093 (J)	0.0019 (J)	
4/4/2019									0.0016 (J)
9/26/2019	0.0008 (J)	0.00046 (J)	0.00067 (J)	0.00087 (J)					
9/27/2019						0.0013 (J)	0.00096 (J)		
9/30/2019					<0.005			0.0027 (J)	0.002 (J)
2/24/2020	<0.005	<0.005	<0.005	0.00057 (J)					
2/25/2020						0.0014 (J)	0.0012 (J)		

Time Series

Constituent: Arsenic (mg/L) Analysis Run 5/23/2022 9:42 AM

Plant Bowen Client: Southern Company Data: Bowen AP-1

	BGWC-17	BGWC-18	BGWC-19	BGWC-20	BGWC-21	BGWC-22	BGWC-23	BGWC-24	BGWC-25
2/26/2020					0.00047 (J)			0.0013 (J)	0.0018 (J)
3/19/2020	<0.005								
3/20/2020		<0.005	<0.005		<0.005	0.0015 (J)			
3/23/2020				<0.005			0.0027 (J)		
3/24/2020									0.0013 (J)
3/25/2020								<0.005	
9/24/2020	<0.005	<0.005			<0.005	0.0019 (J)	0.001 (J)		
9/25/2020								0.0023 (J)	
9/28/2020			<0.005	<0.005					0.0028 (J)
2/18/2021	<0.005	<0.005	<0.005	0.0016 (J)					
2/19/2021					0.00079 (J)	0.0039 (J)	0.0049 (J)	0.0054	
2/23/2021									0.004 (J)
3/8/2021									
3/24/2021	0.0017 (J)	0.0014 (J)							
3/25/2021									
3/26/2021			<0.005				<0.005	<0.005	0.0025 (J)
3/29/2021				<0.005	<0.005	<0.005			
8/19/2021	0.0014 (J)	0.002 (J)							0.0019 (J)
8/20/2021			<0.005	<0.005	<0.005				
8/23/2021						0.0036 (J)	0.0043 (J)	0.0032 (J)	
2/11/2022	<0.005								
2/14/2022							0.0065		
2/15/2022						0.007		0.0073	
2/16/2022		<0.005	0.0022 (J)	0.0031 (J)	0.002 (J)				0.0055

Time Series

Constituent: Arsenic (mg/L) Analysis Run 5/23/2022 9:42 AM

Plant Bowen Client: Southern Company Data: Bowen AP-1

	BGWC-30
6/7/2016	
6/8/2016	
6/9/2016	
8/11/2016	
8/12/2016	
8/15/2016	
8/18/2016	
10/7/2016	
10/10/2016	
12/6/2016	
12/7/2016	
12/8/2016	
1/23/2017	<0.005
2/7/2017	<0.005
2/16/2017	
2/17/2017	
2/20/2017	
3/27/2017	0.0019 (J)
4/17/2017	0.0017 (J)
4/19/2017	
4/20/2017	
5/22/2017	0.0034 (J)
5/30/2017	
6/1/2017	
6/5/2017	0.0039 (J)
7/11/2017	0.0016 (J)
7/14/2017	
7/17/2017	
7/18/2017	
7/19/2017	
8/23/2017	0.001 (J)
3/26/2018	0.0015 (J)
3/27/2018	
3/28/2018	
3/29/2018	
6/13/2018	
6/14/2018	
6/15/2018	0.00089 (J)
10/17/2018	
10/18/2018	
10/19/2018	
10/22/2018	0.00064 (J)
2/27/2019	
3/1/2019	<0.005
4/2/2019	0.00024 (J)
4/3/2019	
4/4/2019	
9/26/2019	
9/27/2019	0.00042 (J)
9/30/2019	
2/24/2020	
2/25/2020	

Time Series

Constituent: Arsenic (mg/L) Analysis Run 5/23/2022 9:42 AM

Plant Bowen Client: Southern Company Data: Bowen AP-1

	BGWC-30
2/26/2020	0.00053 (J)
3/19/2020	
3/20/2020	
3/23/2020	<0.005
3/24/2020	
3/25/2020	
9/24/2020	
9/25/2020	<0.005
9/28/2020	
2/18/2021	
2/19/2021	
2/23/2021	
3/8/2021	<0.005
3/24/2021	
3/25/2021	0.0015 (J)
3/26/2021	
3/29/2021	
8/19/2021	<0.005
8/20/2021	
8/23/2021	
2/11/2022	
2/14/2022	<0.005
2/15/2022	
2/16/2022	

Time Series

Constituent: Arsenic (mg/L) Analysis Run 5/23/2022 9:42 AM

Plant Bowen Client: Southern Company Data: Bowen AP-1

	BGWC-31	BGWC-32	BGWC-34D	BGWC-35D	BGWC-36D	BGWC-37D	BGWC-38D	BGWC-39	BGWC-40
10/17/2018					0.00082 (J)				
10/18/2018	0.0034 (J)								
10/19/2018			0.013						
10/22/2018		0.00076 (J)		0.0019 (J)					
1/14/2019			0.017						
3/4/2019			0.02						
4/2/2019					0.00039 (J)				
4/4/2019	0.0036 (J)		0.015	0.0018 (J)					
4/5/2019		0.00093 (J)							
9/24/2019	0.0055		0.016						
9/26/2019		0.0018 (J)		0.0035 (J)					
9/27/2019					0.00064 (J)				
2/25/2020				0.0013 (J)		0.04			
2/26/2020	0.0037 (J)				<0.005				
2/27/2020		0.00081 (J)	0.017				0.0021 (J)	0.00055 (J)	
2/28/2020									0.00062 (J)
3/23/2020	0.0054				<0.005				
3/24/2020		0.0017 (J)	0.02			0.028	0.0054	<0.005	
3/25/2020				0.00046 (J)					0.00051 (J)
9/2/2020							0.0012 (J)		
9/25/2020		0.00093 (J)		0.0021 (J)		0.033			
9/28/2020	0.0044 (J)		0.018		<0.005				
9/29/2020								<0.005	<0.005
2/19/2021			0.015						
2/22/2021	0.0049 (J)			0.0034 (J)		0.019		0.0026 (J)	0.0024 (J)
2/23/2021		0.0032 (J)							
3/8/2021					0.00096 (J)				
3/9/2021							0.0021 (J)		
3/25/2021					0.0021 (J)				
3/26/2021				0.002 (J)		0.013			
3/29/2021	0.0038 (J)						0.0019 (J)		
3/30/2021		<0.005	0.016						<0.005
3/31/2021								<0.005	
8/19/2021							<0.005		
8/20/2021	0.0054			0.0021 (J)		0.014			
8/23/2021					0.0018 (J)				
8/24/2021			0.017					0.0028 (J)	0.0021 (J)
8/25/2021		0.0029 (J)							
2/14/2022					<0.005		0.0036 (J)		
2/15/2022									
2/16/2022	0.007	0.0041 (J)	0.02					0.0052	0.0032 (J)
2/17/2022				0.0065		0.011			

Time Series

Constituent: Arsenic (mg/L) Analysis Run 5/23/2022 9:42 AM

Plant Bowen Client: Southern Company Data: Bowen AP-1

	BGWC-41D
10/17/2018	
10/18/2018	
10/19/2018	
10/22/2018	
1/14/2019	
3/4/2019	
4/2/2019	
4/4/2019	
4/5/2019	
9/24/2019	
9/26/2019	
9/27/2019	
2/25/2020	
2/26/2020	
2/27/2020	
2/28/2020	
3/23/2020	
3/24/2020	
3/25/2020	
9/2/2020	0.00092 (J)
9/25/2020	
9/28/2020	
9/29/2020	
2/19/2021	
2/22/2021	0.0033 (J)
2/23/2021	
3/8/2021	
3/9/2021	
3/25/2021	
3/26/2021	
3/29/2021	
3/30/2021	
3/31/2021	0.0017 (J)
8/19/2021	
8/20/2021	
8/23/2021	
8/24/2021	0.0027 (J)
8/25/2021	
2/14/2022	
2/15/2022	0.0062
2/16/2022	
2/17/2022	

Time Series

Constituent: Arsenic (mg/L) Analysis Run 5/23/2022 9:42 AM

Plant Bowen Client: Southern Company Data: Bowen AP-1

	BGWC-42D	BGWC-43D	BGWC-44D	BGWC-7	BGWC-8	BGWC-9	BGWC-51	BGWC-52	BGWC-49D
6/6/2016						0.0022			
6/7/2016					0.00018 (J)				
6/8/2016				0.0024					
8/10/2016					<0.005				
8/11/2016				0.0024 (J)		0.0028 (J)			
10/4/2016					<0.005				
10/5/2016						0.002 (J)			
10/6/2016				<0.005					
12/2/2016					<0.005				
12/5/2016						<0.005			
12/6/2016				<0.005					
2/14/2017					<0.005				
2/15/2017				0.003 (J)		0.0033 (J)			
4/14/2017					0.0007 (J)				
4/17/2017						0.0028 (J)			
4/18/2017				0.0029 (J)					
5/26/2017					0.0008 (J)	0.0035 (J)			
6/2/2017				0.0031 (J)					
7/10/2017					0.0011 (J)				
7/11/2017						0.0033 (J)			
7/14/2017				0.0017 (J)					
3/26/2018					0.0009 (J)				
3/27/2018				0.0028 (J)		0.0021 (J)			
6/12/2018					0.00065 (J)	0.0015 (J)			
6/13/2018				0.0023 (J)					
10/16/2018					0.00064 (J)				
10/17/2018						0.0035 (J)			
10/18/2018				0.0015 (J)					
2/25/2019					<0.005				
2/28/2019				0.0011 (J)					
4/1/2019					0.00041 (J)	0.0026 (J)			
4/2/2019				0.0016 (J)					
9/24/2019				0.0031 (J)	0.00047 (J)	0.0033 (J)			
2/19/2020					0.0011 (J)				
2/20/2020						0.0019 (J)			
2/21/2020				0.0018 (J)					
3/18/2020					0.00042 (J)				
3/19/2020				0.0018 (J)		0.0014 (J)			
9/3/2020	0.0023 (J)	0.00099 (J)	0.0033 (J)						
9/23/2020					<0.005				
9/24/2020						0.0021 (J)			
9/25/2020				0.0025 (J)					
1/28/2021							0.0012 (J)	0.00099 (J)	
2/16/2021					<0.005				
2/17/2021						0.0019 (J)			
2/18/2021			0.0078	0.0026 (J)					
2/22/2021	0.0068								
2/23/2021							0.0048 (J)	0.0028 (J)	
3/8/2021		0.0013 (J)							
3/24/2021					0.0012 (J)	0.0025 (J)			
3/29/2021		0.001 (J)							
3/30/2021				0.0017 (J)			0.0065 (J)	0.001 (J)	

Time Series

Constituent: Arsenic (mg/L) Analysis Run 5/23/2022 9:42 AM

Plant Bowen Client: Southern Company Data: Bowen AP-1

	BGWC-42D	BGWC-43D	BGWC-44D	BGWC-7	BGWC-8	BGWC-9	BGWC-51	BGWC-52	BGWC-49D
3/31/2021			0.0043 (J)						
4/1/2021	0.002 (J)								
4/19/2021									0.0023 (J)
8/18/2021			0.0019 (J)		0.0014 (J)	0.0025 (J)			
8/19/2021				0.0045 (J)					
8/20/2021	0.0064								
8/23/2021		0.0022 (J)					0.0033 (J)	0.002 (J)	
8/24/2021									0.003 (J)
2/9/2022			0.0062						
2/10/2022					<0.005	0.0018 (J)			
2/11/2022				0.0022 (J)					
2/14/2022							<0.005	<0.005	
2/15/2022		0.0048 (J)							
2/17/2022	0.009								0.0057

Time Series

Constituent: Arsenic (mg/L) Analysis Run 5/23/2022 9:42 AM

Plant Bowen Client: Southern Company Data: Bowen AP-1

	BGWC-50D
6/6/2016	
6/7/2016	
6/8/2016	
8/10/2016	
8/11/2016	
10/4/2016	
10/5/2016	
10/6/2016	
12/2/2016	
12/5/2016	
12/6/2016	
2/14/2017	
2/15/2017	
4/14/2017	
4/17/2017	
4/18/2017	
5/26/2017	
6/2/2017	
7/10/2017	
7/11/2017	
7/14/2017	
3/26/2018	
3/27/2018	
6/12/2018	
6/13/2018	
10/16/2018	
10/17/2018	
10/18/2018	
2/25/2019	
2/28/2019	
4/1/2019	
4/2/2019	
9/24/2019	
2/19/2020	
2/20/2020	
2/21/2020	
3/18/2020	
3/19/2020	
9/3/2020	
9/23/2020	
9/24/2020	
9/25/2020	
1/28/2021	
2/16/2021	
2/17/2021	
2/18/2021	
2/22/2021	
2/23/2021	
3/8/2021	
3/24/2021	
3/29/2021	
3/30/2021	

Time Series

Constituent: Arsenic (mg/L) Analysis Run 5/23/2022 9:42 AM

Plant Bowen Client: Southern Company Data: Bowen AP-1

	BGWC-50D
3/31/2021	
4/1/2021	
4/19/2021	0.0032 (J)
8/18/2021	0.0018 (J)
8/19/2021	
8/20/2021	
8/23/2021	
8/24/2021	
2/9/2022	0.0023 (J)
2/10/2022	
2/11/2022	
2/14/2022	
2/15/2022	
2/17/2022	

Time Series

Constituent: Barium (mg/L) Analysis Run 5/23/2022 9:42 AM

Plant Bowen Client: Southern Company Data: Bowen AP-1

	BGWA-2 (bg)	BGWA-29 (bg)	BGWA-33 (bg)	BGWA-47D (bg)	BGWA-48D (bg)	BGWA-6	BGWC-10	BGWC-12	BGWC-14A
6/6/2016	0.2					0.015			
6/7/2016							0.091	0.027	
8/9/2016	0.188								
8/10/2016						0.0142			
8/11/2016									
8/12/2016								0.026	
8/16/2016							0.0667		
8/22/2016		0.0094 (J)							
10/3/2016	0.191								
10/4/2016		0.0188				0.0137			
10/6/2016								0.0308	
10/7/2016							0.0631		
11/29/2016	0.201								
12/1/2016		0.0334				0.0144			
12/5/2016								0.0258	
12/6/2016							0.0659		
1/10/2017		0.0306							
2/13/2017	0.218								
2/14/2017		0.0247				0.0114			
2/15/2017								0.029	
2/16/2017							0.0621		
4/13/2017	0.19					0.0115			
4/14/2017		0.0231							
4/18/2017							0.0545	0.0294	
5/25/2017	0.193	0.0235				0.0122			
5/30/2017									
6/2/2017							0.0555	0.0354	
7/7/2017	0.148					0.012			
7/10/2017		0.0207							
7/12/2017							0.0572		
7/13/2017								0.0329	
7/14/2017									
3/26/2018	0.17	0.016							
3/27/2018							0.051		
3/28/2018								0.034	
6/12/2018	0.18	0.018							
6/14/2018							0.053	0.032	
10/16/2018	0.17	0.016				0.011			
10/17/2018								0.033	
10/18/2018							0.053		
2/25/2019	0.16								
2/27/2019		0.013							
2/28/2019							0.053	0.033	
4/1/2019	0.16	0.014						0.023	
4/2/2019						0.011	0.045		
4/3/2019			0.025						
9/23/2019	0.21	0.016				0.012			
9/25/2019							0.047	0.035	
9/26/2019									
9/27/2019			0.035						
2/18/2020	0.15					0.012			
2/19/2020		0.013							

Time Series

Constituent: Barium (mg/L) Analysis Run 5/23/2022 9:42 AM

Plant Bowen Client: Southern Company Data: Bowen AP-1

	BGWA-2 (bg)	BGWA-29 (bg)	BGWA-33 (bg)	BGWA-47D (bg)	BGWA-48D (bg)	BGWA-6	BGWC-10	BGWC-12	BGWC-14A
2/20/2020							0.049		
2/21/2020			0.03						
2/24/2020								0.033	
3/18/2020	0.14	0.013							
3/19/2020						0.013		0.034	
3/20/2020			0.033						
3/23/2020							0.042		
5/22/2020				0.046					0.036
5/25/2020					0.12				
6/23/2020				0.065	0.067				0.029
7/28/2020				0.081	0.098				0.049
9/2/2020				0.058					0.04
9/3/2020					0.067				
9/23/2020	0.14	0.014				0.01			
9/24/2020							0.041		
9/25/2020			0.028					0.038	
10/1/2020				0.058	0.073				0.039
11/10/2020				0.057	0.071				0.037
12/15/2020				0.059	0.073				0.042
1/20/2021				0.058	0.071				0.042
2/16/2021	0.15	0.013							
2/17/2021				0.06	0.064				
2/18/2021						0.012	0.039		0.036
2/19/2021			0.03					0.043	
3/23/2021		0.013							
3/24/2021								0.039	0.032
3/25/2021				0.057	0.091				
3/26/2021	0.14								
3/30/2021							0.041		
3/31/2021						0.052			
4/1/2021			0.035						
8/16/2021	0.13	0.017		0.06	0.074	0.044			
8/18/2021							0.036	0.042	0.04
8/25/2021			0.029						
2/9/2022	0.12			0.057	0.054	0.043			0.022
2/10/2022		0.011							
2/11/2022							0.044	0.043	
2/16/2022			0.031						

Time Series

Constituent: Barium (mg/L) Analysis Run 5/23/2022 9:42 AM

Plant Bowen Client: Southern Company Data: Bowen AP-1

	BGWC-16
6/6/2016	
6/7/2016	0.027
8/9/2016	
8/10/2016	
8/11/2016	0.0292
8/12/2016	
8/16/2016	
8/22/2016	
10/3/2016	
10/4/2016	
10/6/2016	
10/7/2016	0.0295
11/29/2016	
12/1/2016	
12/5/2016	
12/6/2016	0.0367
1/10/2017	
2/13/2017	
2/14/2017	
2/15/2017	
2/16/2017	0.0315
4/13/2017	
4/14/2017	
4/18/2017	0.0272
5/25/2017	
5/30/2017	0.0316
6/2/2017	
7/7/2017	
7/10/2017	
7/12/2017	
7/13/2017	
7/14/2017	0.029
3/26/2018	
3/27/2018	0.027
3/28/2018	
6/12/2018	0.029
6/14/2018	
10/16/2018	
10/17/2018	
10/18/2018	0.026
2/25/2019	0.028
2/27/2019	
2/28/2019	
4/1/2019	
4/2/2019	0.025
4/3/2019	
9/23/2019	
9/25/2019	
9/26/2019	0.031
9/27/2019	
2/18/2020	
2/19/2020	

Time Series

Constituent: Barium (mg/L) Analysis Run 5/23/2022 9:42 AM

Plant Bowen Client: Southern Company Data: Bowen AP-1

	BGWC-16
2/20/2020	0.026
2/21/2020	
2/24/2020	
3/18/2020	
3/19/2020	0.027
3/20/2020	
3/23/2020	
5/22/2020	
5/25/2020	
6/23/2020	
7/28/2020	
9/2/2020	
9/3/2020	
9/23/2020	
9/24/2020	0.028
9/25/2020	
10/1/2020	
11/10/2020	
12/15/2020	
1/20/2021	
2/16/2021	
2/17/2021	
2/18/2021	0.028
2/19/2021	
3/23/2021	
3/24/2021	0.028
3/25/2021	
3/26/2021	
3/30/2021	
3/31/2021	
4/1/2021	
8/16/2021	
8/18/2021	0.027
8/25/2021	
2/9/2022	
2/10/2022	
2/11/2022	0.03
2/16/2022	

Time Series

Constituent: Barium (mg/L) Analysis Run 5/23/2022 9:42 AM

Plant Bowen Client: Southern Company Data: Bowen AP-1

	BGWC-17	BGWC-18	BGWC-19	BGWC-20	BGWC-21	BGWC-22	BGWC-23	BGWC-24	BGWC-25
6/7/2016	0.017								
6/8/2016		0.039	0.036	0.036	0.054	0.092			0.038
6/9/2016							0.11	0.14	
8/11/2016	0.0152								
8/12/2016		0.031	0.0412	0.0283					
8/15/2016									0.0321
8/18/2016					0.0479	0.0953	0.0893	0.113	
10/7/2016	0.0225	0.0427	0.0427						
10/10/2016				0.0288	0.0433	0.0954	0.0839	0.0888	0.0283
12/6/2016	0.0171	0.0398							
12/7/2016			0.0338	0.0279			0.0912	0.0289	
12/8/2016					0.0474	0.0991			0.0294
1/23/2017									
2/7/2017									
2/16/2017	0.0187	0.0309	0.0407						
2/17/2017				0.0316	0.0483	0.0927			
2/20/2017							0.0813	0.0999	0.0275
3/27/2017									
4/17/2017									
4/19/2017	0.0183	0.0325	0.042	0.0367	0.0486		0.087	0.114	
4/20/2017						0.086			0.0279
5/22/2017									
5/30/2017	0.0179								
6/1/2017		0.0331	0.0341	0.0361	0.0468				0.0313
6/5/2017						0.0875	0.084	0.135	
7/11/2017									
7/14/2017	0.0191	0.0349	0.0405						
7/17/2017							0.0809	0.134	0.0251
7/18/2017				0.0346	0.0494				
7/19/2017						0.0877			
8/23/2017									
3/26/2018									
3/27/2018	0.015	0.027	0.029						
3/28/2018				0.03	0.043				0.018
3/29/2018						0.088	0.085	0.08	
6/13/2018				0.031			0.091	0.1	
6/14/2018	0.016	0.032			0.042	0.093			0.019
6/15/2018			0.032						
10/17/2018	0.015								
10/18/2018		0.033							
10/19/2018			0.037		0.038				
10/22/2018				0.03		0.088	0.087	0.1	0.018
2/27/2019	0.014	0.027		0.032					
3/1/2019			0.028			0.087	0.097	0.12	0.021
4/2/2019	0.015	0.028							
4/3/2019			0.033	0.029	0.033	0.082	0.087	0.095	
4/4/2019									0.016
9/26/2019	0.023	0.042	0.049	0.032					
9/27/2019						0.095	0.11		
9/30/2019					0.036			0.098	0.016
2/24/2020	0.014	0.028	0.024	0.033					
2/25/2020						0.062	0.12		

Time Series

Constituent: Barium (mg/L) Analysis Run 5/23/2022 9:42 AM

Plant Bowen Client: Southern Company Data: Bowen AP-1

	BGWC-17	BGWC-18	BGWC-19	BGWC-20	BGWC-21	BGWC-22	BGWC-23	BGWC-24	BGWC-25
2/26/2020					0.024			0.1	0.015
3/19/2020	0.017								
3/20/2020		0.031	0.034		0.03	0.075			
3/23/2020				0.032			0.11		
3/24/2020									0.015
3/25/2020								0.096	
9/24/2020	0.022	0.031			0.031	0.093	0.12		
9/25/2020								0.088	
9/28/2020			0.03	0.032					0.016
2/18/2021	0.017	0.034	0.026	0.039					
2/19/2021					0.03	0.086	0.12	0.081	
2/23/2021									0.019
3/8/2021									
3/24/2021	0.018	0.031							
3/25/2021									
3/26/2021			0.028				0.12	0.075	0.018
3/29/2021				0.033	0.025	0.079			
8/19/2021	0.015	0.029							0.019
8/20/2021			0.035	0.034	0.024				
8/23/2021						0.073	0.11	0.077	
2/11/2022	0.015								
2/14/2022							0.11		
2/15/2022						0.074		0.077	
2/16/2022		0.032	0.036	0.035	0.028				0.019

Time Series

Constituent: Barium (mg/L) Analysis Run 5/23/2022 9:42 AM

Plant Bowen Client: Southern Company Data: Bowen AP-1

	BGWC-30
6/7/2016	
6/8/2016	
6/9/2016	
8/11/2016	
8/12/2016	
8/15/2016	
8/18/2016	
10/7/2016	
10/10/2016	
12/6/2016	
12/7/2016	
12/8/2016	
1/23/2017	0.237
2/7/2017	0.191
2/16/2017	
2/17/2017	
2/20/2017	
3/27/2017	0.197
4/17/2017	0.192
4/19/2017	
4/20/2017	
5/22/2017	0.197
5/30/2017	
6/1/2017	
6/5/2017	0.201
7/11/2017	0.179
7/14/2017	
7/17/2017	
7/18/2017	
7/19/2017	
8/23/2017	0.15
3/26/2018	0.1
3/27/2018	
3/28/2018	
3/29/2018	
6/13/2018	
6/14/2018	
6/15/2018	0.087
10/17/2018	
10/18/2018	
10/19/2018	
10/22/2018	0.1
2/27/2019	
3/1/2019	0.078
4/2/2019	0.075
4/3/2019	
4/4/2019	
9/26/2019	
9/27/2019	0.08
9/30/2019	
2/24/2020	
2/25/2020	

Time Series

Constituent: Barium (mg/L) Analysis Run 5/23/2022 9:42 AM

Plant Bowen Client: Southern Company Data: Bowen AP-1

	BGWC-30
2/26/2020	0.062
3/19/2020	
3/20/2020	
3/23/2020	0.075
3/24/2020	
3/25/2020	
9/24/2020	
9/25/2020	0.07
9/28/2020	
2/18/2021	
2/19/2021	
2/23/2021	
3/8/2021	0.074
3/24/2021	
3/25/2021	0.06
3/26/2021	
3/29/2021	
8/19/2021	0.094
8/20/2021	
8/23/2021	
2/11/2022	
2/14/2022	0.072
2/15/2022	
2/16/2022	

Time Series

Constituent: Barium (mg/L) Analysis Run 5/23/2022 9:42 AM

Plant Bowen Client: Southern Company Data: Bowen AP-1

	BGWC-31	BGWC-32	BGWC-34D	BGWC-35D	BGWC-36D	BGWC-37D	BGWC-38D	BGWC-39	BGWC-40
10/17/2018					0.11				
10/18/2018	0.055								
10/19/2018			0.038						
10/22/2018		0.096		0.065					
4/2/2019					0.074				
4/4/2019	0.032		0.031	0.071					
4/5/2019		0.085							
9/24/2019	0.038		0.036						
9/26/2019		0.12		0.085					
9/27/2019					0.084				
2/25/2020				0.099		0.12			
2/26/2020	0.033				0.064				
2/27/2020		0.092	0.036				0.24	0.06	
2/28/2020									0.045
3/23/2020	0.038				0.062				
3/24/2020		0.094	0.043			0.1	0.17	0.04	
3/25/2020				0.12					0.048
9/2/2020							0.19		
9/25/2020		0.14		0.11		0.1			
9/28/2020	0.038		0.042		0.067				
9/29/2020								0.096	0.047
2/19/2021			0.053						
2/22/2021	0.041			0.091		0.09		0.054	0.061
2/23/2021		0.13							
3/8/2021					0.073				
3/9/2021							0.096		
3/25/2021					0.073				
3/26/2021				0.07		0.089			
3/29/2021	0.039						0.082		
3/30/2021		0.13	0.048						0.06
3/31/2021								0.06	
8/19/2021							0.14		
8/20/2021	0.041			0.069		0.09			
8/23/2021					0.066				
8/24/2021			0.048					0.065	0.053
8/25/2021		0.099							
2/14/2022					0.064		0.15		
2/15/2022									
2/16/2022	0.042	0.096	0.052					0.067	0.055
2/17/2022				0.071		0.087			

Time Series

Constituent: Barium (mg/L) Analysis Run 5/23/2022 9:42 AM

Plant Bowen Client: Southern Company Data: Bowen AP-1

	BGWC-41D
10/17/2018	
10/18/2018	
10/19/2018	
10/22/2018	
4/2/2019	
4/4/2019	
4/5/2019	
9/24/2019	
9/26/2019	
9/27/2019	
2/25/2020	
2/26/2020	
2/27/2020	
2/28/2020	
3/23/2020	
3/24/2020	
3/25/2020	
9/2/2020	0.046
9/25/2020	
9/28/2020	
9/29/2020	
2/19/2021	
2/22/2021	0.053
2/23/2021	
3/8/2021	
3/9/2021	
3/25/2021	
3/26/2021	
3/29/2021	
3/30/2021	
3/31/2021	0.058
8/19/2021	
8/20/2021	
8/23/2021	
8/24/2021	0.06
8/25/2021	
2/14/2022	
2/15/2022	0.063
2/16/2022	
2/17/2022	

Time Series

Constituent: Barium (mg/L) Analysis Run 5/23/2022 9:42 AM

Plant Bowen Client: Southern Company Data: Bowen AP-1

	BGWC-42D	BGWC-43D	BGWC-44D	BGWC-7	BGWC-8	BGWC-9	BGWC-51	BGWC-52	BGWC-49D
6/6/2016						0.034			
6/7/2016					0.0051				
6/8/2016				0.048					
8/10/2016					0.0264				
8/11/2016				0.0428		0.0305			
10/4/2016					0.0316				
10/5/2016						0.0289			
10/6/2016				0.0404					
12/2/2016					0.026				
12/5/2016						0.0269			
12/6/2016				0.0385					
2/14/2017					0.0299				
2/15/2017				0.039		0.0299			
4/14/2017					0.0275				
4/17/2017						0.0318			
4/18/2017				0.0392					
5/26/2017					0.0328	0.0341			
6/2/2017				0.0407					
7/10/2017					0.0305				
7/11/2017						0.0355			
7/14/2017				0.0394					
3/26/2018					0.029				
3/27/2018				0.039		0.026			
6/12/2018					0.031	0.024			
6/13/2018				0.038					
10/16/2018					0.034				
10/17/2018						0.037			
10/18/2018				0.037					
2/25/2019					0.03				
2/28/2019				0.041					
4/1/2019					0.025	0.027			
4/2/2019				0.031					
9/24/2019				0.035	0.03	0.035			
2/19/2020					0.032				
2/20/2020						0.025			
2/21/2020				0.03					
3/18/2020					0.028				
3/19/2020				0.031		0.028			
9/3/2020	0.087	0.083	0.02						
9/23/2020					0.029				
9/24/2020						0.031			
9/25/2020				0.03					
1/28/2021							0.061	0.076	
2/16/2021					0.028				
2/17/2021						0.03			
2/18/2021			0.026	0.031					
2/22/2021	0.13								
2/23/2021							0.054	0.095	
3/8/2021		0.068							
3/24/2021					0.027	0.026			
3/29/2021		0.065							
3/30/2021				0.035			0.051	0.084	

Time Series

Constituent: Barium (mg/L) Analysis Run 5/23/2022 9:42 AM

Plant Bowen Client: Southern Company Data: Bowen AP-1

	BGWC-42D	BGWC-43D	BGWC-44D	BGWC-7	BGWC-8	BGWC-9	BGWC-51	BGWC-52	BGWC-49D
3/31/2021			0.025						
4/1/2021	0.058								
4/19/2021									0.077
8/18/2021			0.021		0.029	0.025			
8/19/2021				0.028					
8/20/2021	0.12								
8/23/2021		0.07					0.044	0.063	
8/24/2021									0.094
2/9/2022			0.023						
2/10/2022					0.027	0.026			
2/11/2022				0.029					
2/14/2022							0.011	0.029	
2/15/2022		0.076							
2/17/2022	0.12								0.077

Time Series

Constituent: Barium (mg/L) Analysis Run 5/23/2022 9:42 AM

Plant Bowen Client: Southern Company Data: Bowen AP-1

	BGWC-50D
6/6/2016	
6/7/2016	
6/8/2016	
8/10/2016	
8/11/2016	
10/4/2016	
10/5/2016	
10/6/2016	
12/2/2016	
12/5/2016	
12/6/2016	
2/14/2017	
2/15/2017	
4/14/2017	
4/17/2017	
4/18/2017	
5/26/2017	
6/2/2017	
7/10/2017	
7/11/2017	
7/14/2017	
3/26/2018	
3/27/2018	
6/12/2018	
6/13/2018	
10/16/2018	
10/17/2018	
10/18/2018	
2/25/2019	
2/28/2019	
4/1/2019	
4/2/2019	
9/24/2019	
2/19/2020	
2/20/2020	
2/21/2020	
3/18/2020	
3/19/2020	
9/3/2020	
9/23/2020	
9/24/2020	
9/25/2020	
1/28/2021	
2/16/2021	
2/17/2021	
2/18/2021	
2/22/2021	
2/23/2021	
3/8/2021	
3/24/2021	
3/29/2021	
3/30/2021	

Time Series

Constituent: Barium (mg/L) Analysis Run 5/23/2022 9:42 AM

Plant Bowen Client: Southern Company Data: Bowen AP-1

	BGWC-50D
3/31/2021	
4/1/2021	
4/19/2021	0.033
8/18/2021	0.028
8/19/2021	
8/20/2021	
8/23/2021	
8/24/2021	
2/9/2022	0.049
2/10/2022	
2/11/2022	
2/14/2022	
2/15/2022	
2/17/2022	

Time Series

Constituent: Beryllium (mg/L) Analysis Run 5/23/2022 9:42 AM

Plant Bowen Client: Southern Company Data: Bowen AP-1

	BGWA-2 (bg)	BGWA-29 (bg)	BGWA-33 (bg)	BGWA-47D (bg)	BGWA-48D (bg)	BGWA-6	BGWC-10	BGWC-12	BGWC-14A
6/6/2016	<0.0005					<0.0005			
6/7/2016							<0.0005	<0.0005	
8/9/2016	<0.0005								
8/10/2016						<0.0005			
8/11/2016									
8/12/2016								<0.0005	
8/16/2016							<0.0005		
8/22/2016		<0.0005							
10/3/2016	<0.0005								
10/4/2016		<0.0005				<0.0005			
10/6/2016								<0.0005	
10/7/2016							<0.0005		
11/29/2016	<0.0005								
12/1/2016		<0.0005				<0.0005			
12/5/2016								<0.0005	
12/6/2016							<0.0005		
1/10/2017		<0.0005							
2/13/2017	<0.0005								
2/14/2017		<0.0005				<0.0005			
2/15/2017								<0.0005	
2/16/2017							<0.0005		
4/13/2017	<0.0005					<0.0005			
4/14/2017		<0.0005							
4/18/2017							<0.0005	<0.0005	
5/25/2017	<0.0005	<0.0005				<0.0005			
5/30/2017									
6/2/2017							<0.0005	<0.0005	
7/7/2017	<0.0005					<0.0005			
7/10/2017		<0.0005							
7/12/2017							<0.0005		
7/13/2017								<0.0005	
7/14/2017									
3/26/2018	<0.0005	<0.0005							
3/27/2018							<0.0005		
3/28/2018								<0.0005	
2/25/2019	<0.0005								
2/27/2019		<0.0005							
2/28/2019							<0.0005	7.6E-05 (J)	
4/1/2019	<0.0005	<0.0005						<0.0005	
4/2/2019						<0.0005	<0.0005		
4/3/2019			<0.0005						
9/23/2019	<0.0005	<0.0005				<0.0005			
9/25/2019							<0.0005	<0.0005	
9/26/2019									
9/27/2019			<0.0005						
2/18/2020	<0.0005					<0.0005			
2/19/2020		<0.0005							
2/20/2020							<0.0005		
2/21/2020			<0.0005						
2/24/2020								<0.0005	
3/18/2020	<0.0005	<0.0005							
3/19/2020						<0.0005		<0.0005	

Time Series

Constituent: Beryllium (mg/L) Analysis Run 5/23/2022 9:42 AM

Plant Bowen Client: Southern Company Data: Bowen AP-1

	BGWA-2 (bg)	BGWA-29 (bg)	BGWA-33 (bg)	BGWA-47D (bg)	BGWA-48D (bg)	BGWA-6	BGWC-10	BGWC-12	BGWC-14A
3/20/2020			<0.0005						
3/23/2020							<0.0005		
5/22/2020				<0.0005					<0.0005
5/25/2020					<0.0005				
6/23/2020				<0.0005	<0.0005				<0.0005
7/28/2020				<0.0005	<0.0005				<0.0005
9/2/2020				<0.0005					<0.0005
9/3/2020					<0.0005				
9/23/2020	<0.0005	<0.0005				<0.0005			
9/24/2020							<0.0005		
9/25/2020			<0.0005					<0.0005	
10/1/2020				<0.0005	5.7E-05 (J)				<0.0005
11/10/2020				<0.0005	<0.0005				<0.0005
12/15/2020				<0.0005	<0.0005				<0.0005
1/20/2021				<0.0005	<0.0005				<0.0005
2/16/2021	<0.0005	<0.0005							
2/17/2021				<0.0005	<0.0005				
2/18/2021						<0.0005	<0.0005		<0.0005
2/19/2021			<0.0005					4.6E-05 (J)	
3/23/2021		<0.0005							
3/24/2021								<0.0005	<0.0005
3/25/2021				<0.0005	<0.0005				
3/26/2021	<0.0005								
3/30/2021							<0.0005		
3/31/2021						<0.0005			
4/1/2021			<0.0005						
8/16/2021	<0.0005	<0.0005		<0.0005	<0.0005	<0.0005			
8/18/2021							<0.0005	<0.0005	<0.0005
8/25/2021			<0.0005						
2/9/2022	<0.0005			<0.0005	<0.0005	<0.0005			<0.0005
2/10/2022		<0.0005							
2/11/2022							<0.0005	<0.0005	
2/16/2022			<0.0005						

Time Series

Constituent: Beryllium (mg/L) Analysis Run 5/23/2022 9:42 AM

Plant Bowen Client: Southern Company Data: Bowen AP-1

	BGWC-16
6/6/2016	
6/7/2016	<0.0005
8/9/2016	
8/10/2016	
8/11/2016	<0.0005
8/12/2016	
8/16/2016	
8/22/2016	
10/3/2016	
10/4/2016	
10/6/2016	
10/7/2016	<0.0005
11/29/2016	
12/1/2016	
12/5/2016	
12/6/2016	<0.0005
1/10/2017	
2/13/2017	
2/14/2017	
2/15/2017	
2/16/2017	<0.0005
4/13/2017	
4/14/2017	
4/18/2017	<0.0005
5/25/2017	
5/30/2017	<0.0005
6/2/2017	
7/7/2017	
7/10/2017	
7/12/2017	
7/13/2017	
7/14/2017	<0.0005
3/26/2018	
3/27/2018	<0.0005
3/28/2018	
2/25/2019	8.7E-05 (J)
2/27/2019	
2/28/2019	
4/1/2019	
4/2/2019	6.3E-05 (J)
4/3/2019	
9/23/2019	
9/25/2019	
9/26/2019	8E-05 (J)
9/27/2019	
2/18/2020	
2/19/2020	
2/20/2020	0.00012 (J)
2/21/2020	
2/24/2020	
3/18/2020	
3/19/2020	0.00012 (J)

Time Series

Constituent: Beryllium (mg/L) Analysis Run 5/23/2022 9:42 AM

Plant Bowen Client: Southern Company Data: Bowen AP-1

	BGWC-16
3/20/2020	
3/23/2020	
5/22/2020	
5/25/2020	
6/23/2020	
7/28/2020	
9/2/2020	
9/3/2020	
9/23/2020	
9/24/2020	0.00011 (J)
9/25/2020	
10/1/2020	
11/10/2020	
12/15/2020	
1/20/2021	
2/16/2021	
2/17/2021	
2/18/2021	0.00013 (J)
2/19/2021	
3/23/2021	
3/24/2021	0.00014 (J)
3/25/2021	
3/26/2021	
3/30/2021	
3/31/2021	
4/1/2021	
8/16/2021	
8/18/2021	0.00013 (J)
8/25/2021	
2/9/2022	
2/10/2022	
2/11/2022	0.00013 (J)
2/16/2022	

Time Series

Constituent: Beryllium (mg/L) Analysis Run 5/23/2022 9:42 AM

Plant Bowen Client: Southern Company Data: Bowen AP-1

	BGWC-17	BGWC-18	BGWC-19	BGWC-20	BGWC-21	BGWC-22	BGWC-23	BGWC-24	BGWC-25
6/7/2016	<0.0005								
6/8/2016		<0.0005	<0.0005	<0.0005	<0.0005	<0.0005			<0.0005
6/9/2016							<0.0005	<0.0005	
8/11/2016	<0.0005								
8/12/2016		<0.0005	<0.0005	<0.0005					
8/15/2016									<0.0005
8/18/2016					<0.0005	<0.0005	<0.0005	<0.0005	
10/7/2016	<0.0005	<0.0005	<0.0005						
10/10/2016				<0.0005	<0.0005	<0.0005	<0.0005	<0.0005	<0.0005
12/6/2016	<0.0005	<0.0005							
12/7/2016			<0.0005	<0.0005			<0.0005	<0.0005	
12/8/2016					<0.0005	<0.0005			<0.0005
1/23/2017									
2/7/2017									
2/16/2017	<0.0005	<0.0005	<0.0005						
2/17/2017				<0.0005	<0.0005	<0.0005			
2/20/2017							<0.0005	<0.0005	<0.0005
3/27/2017									
4/17/2017									
4/19/2017	<0.0005	<0.0005	8E-05 (J)	<0.0005	<0.0005		<0.0005	<0.0005	
4/20/2017						<0.0005			<0.0005
5/22/2017									
5/30/2017	<0.0005								
6/1/2017		9E-05 (J)	7E-05 (J)	<0.0005	<0.0005				<0.0005
6/5/2017						<0.0005	<0.0005	<0.0005	
7/11/2017									
7/14/2017	<0.0005	<0.0005	<0.0005						
7/17/2017							<0.0005	<0.0005	<0.0005
7/18/2017				<0.0005	<0.0005				
7/19/2017						<0.0005			
8/23/2017									
3/26/2018									
3/27/2018	<0.0005	<0.0005	<0.0005						
3/28/2018				<0.0005	<0.0005				<0.0005
3/29/2018						<0.0005	<0.0005	<0.0005	
2/27/2019	<0.0005	0.00011 (J)		<0.0005					
3/1/2019			<0.0005			0.00012 (J)	<0.0005	<0.0005	<0.0005
4/2/2019	<0.0005	5.2E-05 (J)							
4/3/2019			<0.0005	<0.0005	<0.0005	6.7E-05 (J)	<0.0005	<0.0005	
4/4/2019									<0.0005
9/26/2019	<0.0005	<0.0005	<0.0005	<0.0005					
9/27/2019						9.9E-05 (J)	<0.0005		
9/30/2019					<0.0005			9.3E-05 (J)	<0.0005
2/24/2020	<0.0005	<0.0005	<0.0005	<0.0005					
2/25/2020						9.3E-05 (J)	<0.0005		
2/26/2020					<0.0005			0.0001 (J)	<0.0005
3/19/2020	<0.0005								
3/20/2020		7.6E-05 (J)	<0.0005		<0.0005	8.8E-05 (J)			
3/23/2020				<0.0005			<0.0005		
3/24/2020									<0.0005
3/25/2020								0.0001 (J)	
9/24/2020	5.4E-05 (J)	<0.0005			<0.0005	0.00012 (J)	5.4E-05 (J)		

Time Series

Constituent: Beryllium (mg/L) Analysis Run 5/23/2022 9:42 AM

Plant Bowen Client: Southern Company Data: Bowen AP-1

	BGWC-17	BGWC-18	BGWC-19	BGWC-20	BGWC-21	BGWC-22	BGWC-23	BGWC-24	BGWC-25
9/25/2020								0.00013 (J)	
9/28/2020			8.8E-05 (J)	<0.0005					<0.0005
2/18/2021	6.5E-05 (J)	6.8E-05 (J)	5.2E-05 (J)	<0.0005					
2/19/2021					<0.0005	0.00013 (J)	<0.0005	0.00018 (J)	
2/23/2021									<0.0005
3/8/2021									
3/24/2021	<0.0005	6.1E-05 (J)							
3/25/2021									
3/26/2021			5.5E-05 (J)				<0.0005	<0.0005	<0.0005
3/29/2021				<0.0005	<0.0005	0.00011 (J)			
8/19/2021	6.1E-05 (J)	<0.0005							<0.0005
8/20/2021			8.7E-05 (J)	<0.0005	<0.0005				
8/23/2021						0.00011 (J)	<0.0005	0.00017 (J)	
2/11/2022	<0.0005								
2/14/2022							<0.0005		
2/15/2022						0.00012 (J)		0.00027 (J)	
2/16/2022		6.3E-05 (J)	0.0001 (J)	<0.0005	<0.0005				<0.0005

Time Series

Constituent: Beryllium (mg/L) Analysis Run 5/23/2022 9:42 AM

Plant Bowen Client: Southern Company Data: Bowen AP-1

	BGWC-30
6/7/2016	
6/8/2016	
6/9/2016	
8/11/2016	
8/12/2016	
8/15/2016	
8/18/2016	
10/7/2016	
10/10/2016	
12/6/2016	
12/7/2016	
12/8/2016	
1/23/2017	<0.0005
2/7/2017	<0.0005
2/16/2017	
2/17/2017	
2/20/2017	
3/27/2017	<0.0005
4/17/2017	<0.0005
4/19/2017	
4/20/2017	
5/22/2017	<0.0005
5/30/2017	
6/1/2017	
6/5/2017	<0.0005
7/11/2017	<0.0005
7/14/2017	
7/17/2017	
7/18/2017	
7/19/2017	
8/23/2017	<0.0005
3/26/2018	<0.0005
3/27/2018	
3/28/2018	
3/29/2018	
2/27/2019	
3/1/2019	<0.0005
4/2/2019	<0.0005
4/3/2019	
4/4/2019	
9/26/2019	
9/27/2019	<0.0005
9/30/2019	
2/24/2020	
2/25/2020	
2/26/2020	<0.0005
3/19/2020	
3/20/2020	
3/23/2020	<0.0005
3/24/2020	
3/25/2020	
9/24/2020	

Time Series

Constituent: Beryllium (mg/L) Analysis Run 5/23/2022 9:42 AM

Plant Bowen Client: Southern Company Data: Bowen AP-1

	BGWC-30
9/25/2020	<0.0005
9/28/2020	
2/18/2021	
2/19/2021	
2/23/2021	
3/8/2021	<0.0005
3/24/2021	
3/25/2021	<0.0005
3/26/2021	
3/29/2021	
8/19/2021	<0.0005
8/20/2021	
8/23/2021	
2/11/2022	
2/14/2022	<0.0005
2/15/2022	
2/16/2022	

Time Series

Constituent: Beryllium (mg/L) Analysis Run 5/23/2022 9:42 AM

Plant Bowen Client: Southern Company Data: Bowen AP-1

	BGWC-31	BGWC-32	BGWC-34D	BGWC-35D	BGWC-36D	BGWC-37D	BGWC-38D	BGWC-39	BGWC-40
4/2/2019					7E-05 (J)				
4/4/2019	<0.0005		<0.0005	<0.0005					
4/5/2019		<0.0005							
9/24/2019	<0.0005		<0.0005						
9/26/2019		<0.0005		<0.0005					
9/27/2019					<0.0005				
2/25/2020				<0.0005		<0.0005			
2/26/2020	<0.0005				<0.0005				
2/27/2020		<0.0005	<0.0005				8.8E-05 (J)	<0.0005	
2/28/2020									<0.0005
3/23/2020	<0.0005				<0.0005				
3/24/2020		<0.0005	<0.0005			<0.0005	<0.0005	7.9E-05 (J)	
3/25/2020				<0.0005					<0.0005
9/2/2020							6E-05 (J)		
9/25/2020		<0.0005		<0.0005		<0.0005			
9/28/2020	<0.0005		<0.0005		<0.0005				
9/29/2020								<0.0005	<0.0005
2/19/2021			<0.0005						
2/22/2021	<0.0005			<0.0005		<0.0005		<0.0005	<0.0005
2/23/2021		<0.0005							
3/8/2021					<0.0005				
3/9/2021							<0.0005		
3/25/2021					<0.0005				
3/26/2021				<0.0005		<0.0005			
3/29/2021	<0.0005						<0.0005		
3/30/2021		<0.0005	<0.0005						<0.0005
3/31/2021								<0.0005	
8/19/2021							5.9E-05 (J)		
8/20/2021	<0.0005			<0.0005		<0.0005			
8/23/2021					<0.0005				
8/24/2021			<0.0005					<0.0005	<0.0005
8/25/2021		<0.0005							
2/14/2022					<0.0005		<0.0005		
2/15/2022									
2/16/2022	<0.0005	<0.0005	<0.0005					<0.0005	<0.0005
2/17/2022				<0.0005		<0.0005			

Time Series

Constituent: Beryllium (mg/L) Analysis Run 5/23/2022 9:42 AM

Plant Bowen Client: Southern Company Data: Bowen AP-1

	BGWC-41D
4/2/2019	
4/4/2019	
4/5/2019	
9/24/2019	
9/26/2019	
9/27/2019	
2/25/2020	
2/26/2020	
2/27/2020	
2/28/2020	
3/23/2020	
3/24/2020	
3/25/2020	
9/2/2020	<0.0005
9/25/2020	
9/28/2020	
9/29/2020	
2/19/2021	
2/22/2021	<0.0005
2/23/2021	
3/8/2021	
3/9/2021	
3/25/2021	
3/26/2021	
3/29/2021	
3/30/2021	
3/31/2021	<0.0005
8/19/2021	
8/20/2021	
8/23/2021	
8/24/2021	<0.0005
8/25/2021	
2/14/2022	
2/15/2022	<0.0005
2/16/2022	
2/17/2022	

Time Series

Constituent: Beryllium (mg/L) Analysis Run 5/23/2022 9:42 AM

Plant Bowen Client: Southern Company Data: Bowen AP-1

	BGWC-42D	BGWC-43D	BGWC-44D	BGWC-7	BGWC-8	BGWC-9	BGWC-51	BGWC-52	BGWC-49D
6/6/2016						<0.0005			
6/7/2016					<0.0005				
6/8/2016				<0.0005					
8/10/2016					<0.0005				
8/11/2016				<0.0005		<0.0005			
10/4/2016					<0.0005				
10/5/2016						<0.0005			
10/6/2016				<0.0005					
12/2/2016					<0.0005				
12/5/2016						<0.0005			
12/6/2016				<0.0005					
2/14/2017					<0.0005				
2/15/2017				<0.0005		<0.0005			
4/14/2017					<0.0005				
4/17/2017						<0.0005			
4/18/2017				<0.0005					
5/26/2017					<0.0005	<0.0005			
6/2/2017				<0.0005					
7/10/2017					<0.0005				
7/11/2017						<0.0005			
7/14/2017				<0.0005					
3/26/2018					<0.0005				
3/27/2018				<0.0005		<0.0005			
2/25/2019					<0.0005				
2/28/2019				<0.0005					
4/1/2019					<0.0005	<0.0005			
4/2/2019				<0.0005					
9/24/2019				<0.0005	<0.0005	<0.0005			
2/19/2020					<0.0005				
2/20/2020						<0.0005			
2/21/2020				<0.0005					
3/18/2020					<0.0005				
3/19/2020				<0.0005		<0.0005			
9/3/2020	<0.0005	<0.0005	<0.0005						
9/23/2020					<0.0005				
9/24/2020						<0.0005			
9/25/2020				<0.0005					
1/28/2021							8.3E-05 (J)	<0.0005	
2/16/2021					<0.0005				
2/17/2021						<0.0005			
2/18/2021			<0.0005	<0.0005					
2/22/2021	<0.0005								
2/23/2021							0.00011 (J)	<0.0005	
3/8/2021		<0.0005							
3/24/2021					<0.0005	<0.0005			
3/29/2021		<0.0005							
3/30/2021				<0.0005			0.00021 (J)	5.2E-05 (J)	
3/31/2021			<0.0005						
4/1/2021	<0.0005								
4/19/2021									<0.0005
8/18/2021			<0.0005		<0.0005	<0.0005			
8/19/2021				<0.0005					

Time Series

Constituent: Beryllium (mg/L) Analysis Run 5/23/2022 9:42 AM

Plant Bowen Client: Southern Company Data: Bowen AP-1

	BGWC-42D	BGWC-43D	BGWC-44D	BGWC-7	BGWC-8	BGWC-9	BGWC-51	BGWC-52	BGWC-49D
8/20/2021	<0.0005								
8/23/2021		<0.0005					0.00013 (J)	<0.0005	
8/24/2021									<0.0005
2/9/2022			<0.0005						
2/10/2022					<0.0005	<0.0005			
2/11/2022				<0.0005					
2/14/2022							7E-05 (J)	<0.0005	
2/15/2022		<0.0005							
2/17/2022	<0.0005								<0.0005

Time Series

Constituent: Beryllium (mg/L) Analysis Run 5/23/2022 9:42 AM

Plant Bowen Client: Southern Company Data: Bowen AP-1

	BGWC-50D
6/6/2016	
6/7/2016	
6/8/2016	
8/10/2016	
8/11/2016	
10/4/2016	
10/5/2016	
10/6/2016	
12/2/2016	
12/5/2016	
12/6/2016	
2/14/2017	
2/15/2017	
4/14/2017	
4/17/2017	
4/18/2017	
5/26/2017	
6/2/2017	
7/10/2017	
7/11/2017	
7/14/2017	
3/26/2018	
3/27/2018	
2/25/2019	
2/28/2019	
4/1/2019	
4/2/2019	
9/24/2019	
2/19/2020	
2/20/2020	
2/21/2020	
3/18/2020	
3/19/2020	
9/3/2020	
9/23/2020	
9/24/2020	
9/25/2020	
1/28/2021	
2/16/2021	
2/17/2021	
2/18/2021	
2/22/2021	
2/23/2021	
3/8/2021	
3/24/2021	
3/29/2021	
3/30/2021	
3/31/2021	
4/1/2021	
4/19/2021	<0.0005
8/18/2021	<0.0005
8/19/2021	

Time Series

Constituent: Beryllium (mg/L) Analysis Run 5/23/2022 9:42 AM

Plant Bowen Client: Southern Company Data: Bowen AP-1

	BGWC-50D
8/20/2021	
8/23/2021	
8/24/2021	
2/9/2022	<0.0005
2/10/2022	
2/11/2022	
2/14/2022	
2/15/2022	
2/17/2022	

Time Series

Constituent: Boron (mg/L) Analysis Run 5/23/2022 9:42 AM

Plant Bowen Client: Southern Company Data: Bowen AP-1

	BGWA-2 (bg)	BGWA-29 (bg)	BGWA-33 (bg)	BGWA-47D (bg)	BGWA-48D (bg)	BGWA-6	BGWC-10	BGWC-12	BGWC-14A
6/6/2016	<0.04					<0.04			
6/7/2016							0.37	1.1	
8/9/2016	0.0336 (J)								
8/10/2016						0.0876 (J)			
8/11/2016									
8/12/2016								0.867	
8/16/2016							0.525		
8/22/2016		0.0132 (J)							
10/3/2016	0.0226 (J)								
10/4/2016		0.0065 (J)				0.0145 (J)			
10/6/2016								0.863	
10/7/2016							0.492		
11/29/2016	0.0085 (J)								
12/1/2016		<0.04				0.0146 (J)			
12/5/2016								0.879	
12/6/2016							0.515		
1/10/2017		<0.04							
2/13/2017	<0.04								
2/14/2017		<0.04				0.0114 (J)			
2/15/2017								0.886	
2/16/2017							0.482		
4/13/2017	0.0084 (J)					0.0195 (J)			
4/14/2017		<0.04							
4/18/2017							0.515	0.941	
5/25/2017	0.01 (J)	<0.04				0.0179 (J)			
5/30/2017									
6/2/2017							0.513	1.02	
7/7/2017	0.009 (J)					0.019 (J)			
7/10/2017		<0.04							
7/12/2017							0.508		
7/13/2017								0.945	
7/14/2017									
10/9/2017	0.0063 (J)					0.0271 (J)			
10/10/2017		<0.04						0.908	
10/11/2017							0.486		
6/12/2018	0.0058 (J)	0.0056 (J)							
6/14/2018							0.54	1	
10/16/2018	0.0066 (J)	0.0071 (J)				0.0088 (J)			
10/17/2018								1	
10/18/2018							0.49		
4/1/2019	0.0076 (J)	0.0048 (J)						0.86 (J)	
4/2/2019						0.037 (J)	0.51 (J)		
4/3/2019			0.66 (o)						
5/2/2019	0.015 (J)								
7/9/2019			0.027 (J)						
9/23/2019	0.0069 (J)	0.0052 (J)				0.0099 (J)			
9/25/2019							0.49	1.1	
9/26/2019									
9/27/2019			0.033 (J)						
2/18/2020						0.017 (J)			
2/19/2020		0.0057 (J)							
2/21/2020			0.02 (J)						

Time Series

Constituent: Boron (mg/L) Analysis Run 5/23/2022 9:42 AM

Plant Bowen Client: Southern Company Data: Bowen AP-1

	BGWA-2 (bg)	BGWA-29 (bg)	BGWA-33 (bg)	BGWA-47D (bg)	BGWA-48D (bg)	BGWA-6	BGWC-10	BGWC-12	BGWC-14A
3/18/2020	0.016 (J)	0.0054 (J)							
3/19/2020						0.021 (J)		1	
3/20/2020			0.043 (J)						
3/23/2020							0.5		
5/22/2020				0.024 (J)					0.54
5/25/2020					0.018 (J)				
6/23/2020				0.019 (J)	0.015 (J)				0.45
7/28/2020				0.03 (J)	0.024 (J)				0.97
9/2/2020				0.022 (J)					1.1
9/3/2020					0.022 (J)				
9/23/2020	0.0086 (J)	<0.04				0.0081 (J)			
9/24/2020							0.47		
9/25/2020			0.02 (J)					1	
10/1/2020				0.025 (J)	0.027 (J)				1.2
11/10/2020				0.025 (J)	0.032 (J)				1.1
12/15/2020				0.031 (J)	0.034 (J)				1.2
1/20/2021				0.022 (J)	0.034 (J)				1.1
3/23/2021		<0.04							
3/24/2021								1.2	0.6
3/25/2021				0.017 (J)	0.026 (J)				
3/26/2021	0.0094 (J)								
3/30/2021							0.56		
3/31/2021						0.013 (J)			
4/1/2021			0.0069 (J)						
8/16/2021	0.013 (J)	<0.04		0.021 (J)	0.034 (J)	0.012 (J)			
8/18/2021							0.51	1.2	1.3
8/25/2021			0.0093 (J)						
2/9/2022	0.0099 (J)			0.017 (J)	0.038 (J)	0.019 (J)			0.57
2/10/2022		0.012 (J)							
2/11/2022							0.5	1.2	
2/16/2022			0.01 (J)						

Time Series

Constituent: Boron (mg/L) Analysis Run 5/23/2022 9:42 AM

Plant Bowen Client: Southern Company Data: Bowen AP-1

	BGWC-16
6/6/2016	
6/7/2016	1.7
8/9/2016	
8/10/2016	
8/11/2016	1.37
8/12/2016	
8/16/2016	
8/22/2016	
10/3/2016	
10/4/2016	
10/6/2016	
10/7/2016	1.49
11/29/2016	
12/1/2016	
12/5/2016	
12/6/2016	1.65
1/10/2017	
2/13/2017	
2/14/2017	
2/15/2017	
2/16/2017	1.73
4/13/2017	
4/14/2017	
4/18/2017	1.77
5/25/2017	
5/30/2017	1.52
6/2/2017	
7/7/2017	
7/10/2017	
7/12/2017	
7/13/2017	
7/14/2017	1.26
10/9/2017	
10/10/2017	
10/11/2017	1.36
6/12/2018	1.3
6/14/2018	
10/16/2018	
10/17/2018	
10/18/2018	1.3
4/1/2019	
4/2/2019	1.1
4/3/2019	
5/2/2019	
7/9/2019	
9/23/2019	
9/25/2019	
9/26/2019	1.5
9/27/2019	
2/18/2020	
2/19/2020	
2/21/2020	

Time Series

Constituent: Boron (mg/L) Analysis Run 5/23/2022 9:42 AM

Plant Bowen Client: Southern Company Data: Bowen AP-1

	BGWC-16
3/18/2020	
3/19/2020	1.3
3/20/2020	
3/23/2020	
5/22/2020	
5/25/2020	
6/23/2020	
7/28/2020	
9/2/2020	
9/3/2020	
9/23/2020	
9/24/2020	1.3
9/25/2020	
10/1/2020	
11/10/2020	
12/15/2020	
1/20/2021	
3/23/2021	
3/24/2021	1.3
3/25/2021	
3/26/2021	
3/30/2021	
3/31/2021	
4/1/2021	
8/16/2021	
8/18/2021	1.5
8/25/2021	
2/9/2022	
2/10/2022	
2/11/2022	1.5
2/16/2022	

Time Series

Constituent: Boron (mg/L) Analysis Run 5/23/2022 9:42 AM

Plant Bowen Client: Southern Company Data: Bowen AP-1

	BGWC-17	BGWC-18	BGWC-19	BGWC-20	BGWC-21	BGWC-22	BGWC-23	BGWC-24	BGWC-25
6/7/2016	1.5								
6/8/2016		1.2	0.49	2.6	0.12	7.6			0.029 (J)
6/9/2016							12	26	
8/11/2016	1.41								
8/12/2016		0.895	0.647	2.74					
8/15/2016									0.0228 (J)
8/18/2016					0.191	8.37	5.2	22	
10/7/2016	1.76	1.33	0.868						
10/10/2016				3	0.13	9.46	6.13	18.1	0.0305 (J)
12/6/2016	1.79	1.5							
12/7/2016			0.51	3.08			5.7	9.19	
12/8/2016					0.144	11.1			0.0164 (J)
1/23/2017									
2/7/2017									
2/16/2017	1.63	0.753	0.68						
2/17/2017				3.63	0.0685	12.2			
2/20/2017							5.7	31.4	0.0154 (J)
3/27/2017									
4/17/2017									
4/19/2017	1.47	0.762	0.701	4.68	0.0743		8.79	31.4	
4/20/2017						13.3			0.0283 (J)
5/22/2017									
5/30/2017	1.7								
6/1/2017		0.663	0.383	3.57	0.0499				0.0467
6/5/2017						9.19	6.39	29	
7/11/2017									
7/14/2017	1.26	0.787	0.645						
7/17/2017							7.06	33.8	0.0171 (J)
7/18/2017				3.37	0.0544				
7/19/2017						10.6			
8/23/2017									
10/10/2017									
10/11/2017	1.37	0.889	0.594	3.54			7.18	31.7	0.0141 (J)
10/12/2017					0.0494	12.7			
6/13/2018				3.6			8.3	30.1	
6/14/2018	1.4	0.75			0.035 (J)	11			0.017 (J)
6/15/2018			0.44						
10/17/2018	1.4								
10/18/2018		0.8							
10/19/2018			0.65		0.028 (J)				
10/22/2018				3.6		16.1	9	44.7	0.03 (J)
4/2/2019	0.95 (J)	0.56 (J)							
4/3/2019			0.51	2.6	0.12	7.9	6.5	23.3	
4/4/2019									0.02 (J)
5/2/2019						10.1			
9/26/2019	2.5	1.1	0.96	4.4					
9/27/2019						16.4	12		
9/30/2019					0.04 (J)			36.8	0.038 (J)
2/25/2020						11.2			
2/26/2020									
3/19/2020	1								
3/20/2020		0.53	0.29		0.03 (J)	11.1			

Time Series

Constituent: Boron (mg/L) Analysis Run 5/23/2022 9:42 AM

Plant Bowen Client: Southern Company Data: Bowen AP-1

	BGWC-17	BGWC-18	BGWC-19	BGWC-20	BGWC-21	BGWC-22	BGWC-23	BGWC-24	BGWC-25
3/23/2020				3.5			13		
3/24/2020									0.032 (J)
3/25/2020								34.5	
9/24/2020	1.5	0.72			0.037 (J)	18.8	13.7		
9/25/2020								30.8	
9/28/2020			0.4	3.7					0.049 (J)
3/24/2021	1.1	0.5							
3/25/2021									
3/26/2021			0.24				15.8	31	0.17
3/29/2021				4.1	0.038 (J)	17.3			
7/19/2021						17.8	14	24	
7/20/2021									
8/19/2021	1.3	0.57							0.038 (J)
8/20/2021			0.29	3.3	0.045				
8/23/2021						17.2	14.4	22.8	
11/1/2021						18.3	17	25.8	
2/11/2022	1.2								
2/14/2022							18.1		
2/15/2022						19.3		28.5	
2/16/2022		0.56	0.35	4.2	0.053				0.048

Time Series

Constituent: Boron (mg/L) Analysis Run 5/23/2022 9:42 AM

Plant Bowen Client: Southern Company Data: Bowen AP-1

	BGWC-30
6/7/2016	
6/8/2016	
6/9/2016	
8/11/2016	
8/12/2016	
8/15/2016	
8/18/2016	
10/7/2016	
10/10/2016	
12/6/2016	
12/7/2016	
12/8/2016	
1/23/2017	18.6
2/7/2017	20.4
2/16/2017	
2/17/2017	
2/20/2017	
3/27/2017	19.1
4/17/2017	21.8
4/19/2017	
4/20/2017	
5/22/2017	26
5/30/2017	
6/1/2017	
6/5/2017	18.6
7/11/2017	25
7/14/2017	
7/17/2017	
7/18/2017	
7/19/2017	
8/23/2017	20.2
10/10/2017	17
10/11/2017	
10/12/2017	
6/13/2018	
6/14/2018	
6/15/2018	8.5
10/17/2018	
10/18/2018	
10/19/2018	
10/22/2018	9.5
4/2/2019	6.1 (J)
4/3/2019	
4/4/2019	
5/2/2019	
9/26/2019	
9/27/2019	2.4
9/30/2019	
2/25/2020	
2/26/2020	1.5
3/19/2020	
3/20/2020	

Time Series

Constituent: Boron (mg/L) Analysis Run 5/23/2022 9:42 AM

Plant Bowen Client: Southern Company Data: Bowen AP-1

	BGWC-30
3/23/2020	2.4
3/24/2020	
3/25/2020	
9/24/2020	
9/25/2020	2.1
9/28/2020	
3/24/2021	
3/25/2021	1.1
3/26/2021	
3/29/2021	
7/19/2021	
7/20/2021	1.4
8/19/2021	2.6
8/20/2021	
8/23/2021	
11/1/2021	3.2
2/11/2022	
2/14/2022	3.5
2/15/2022	
2/16/2022	

Time Series

Constituent: Boron (mg/L) Analysis Run 5/23/2022 9:42 AM

Plant Bowen Client: Southern Company Data: Bowen AP-1

	BGWC-31	BGWC-32	BGWC-34D	BGWC-35D	BGWC-36D	BGWC-37D	BGWC-38D	BGWC-39	BGWC-40
10/17/2018					9.7				
10/18/2018	1.1								
10/19/2018			0.19						
10/22/2018		4		8.8					
4/2/2019					6.7 (J)				
4/4/2019	0.59 (J)		0.15	8.3					
4/5/2019		4.6 (J)							
5/3/2019		3.4							
9/24/2019	0.72		0.26						
9/26/2019		6.1		10					
9/27/2019					6.8				
11/15/2019		6.3							
12/13/2019								13.4	
12/16/2019									2.5
2/25/2020				6.5		2.3			
2/26/2020					2.8				
2/27/2020							11		
3/23/2020	0.68				3.4				
3/24/2020		3	0.22			2	12.3	3.2	
3/25/2020				4.1					1.9
5/4/2020									
9/2/2020							7.8		
9/25/2020		5.5		3.2		1.6			
9/28/2020	0.66		0.28		4.8				
9/29/2020								11.1	2.7
3/25/2021					5.9				
3/26/2021				11.2		1.5			
3/29/2021	0.7						6.8		
3/30/2021		5.2	0.27						3.6
3/31/2021								6.7	
8/19/2021							5.5		
8/20/2021	0.72			8.8		1.4			
8/23/2021					5.3				
8/24/2021			0.36					9	3.4
8/25/2021		4							
11/1/2021							6.5		
2/14/2022					5.7		7.9		
2/15/2022									
2/16/2022	0.73	4.2	0.38					9	3.9
2/17/2022				12.2		1.3			

Time Series

Constituent: Boron (mg/L) Analysis Run 5/23/2022 9:42 AM

Plant Bowen Client: Southern Company Data: Bowen AP-1

	BGWC-41D
10/17/2018	
10/18/2018	
10/19/2018	
10/22/2018	
4/2/2019	
4/4/2019	
4/5/2019	
5/3/2019	
9/24/2019	
9/26/2019	
9/27/2019	
11/15/2019	
12/13/2019	
12/16/2019	
2/25/2020	
2/26/2020	
2/27/2020	
3/23/2020	
3/24/2020	
3/25/2020	
5/4/2020	1.1
9/2/2020	0.91
9/25/2020	
9/28/2020	
9/29/2020	
3/25/2021	
3/26/2021	
3/29/2021	
3/30/2021	
3/31/2021	1.1
8/19/2021	
8/20/2021	
8/23/2021	
8/24/2021	1.1
8/25/2021	
11/1/2021	
2/14/2022	
2/15/2022	1.2
2/16/2022	
2/17/2022	

Time Series

Constituent: Boron (mg/L) Analysis Run 5/23/2022 9:42 AM

Plant Bowen Client: Southern Company Data: Bowen AP-1

	BGWC-42D	BGWC-43D	BGWC-44D	BGWC-7	BGWC-8	BGWC-9	BGWC-51	BGWC-52	BGWC-49D
6/6/2016						0.55			
6/7/2016					0.02				
6/8/2016				1.7					
8/10/2016					0.117				
8/11/2016				1.95		0.612			
10/4/2016					0.177				
10/5/2016						0.659			
10/6/2016				2.06					
12/2/2016					0.0668				
12/5/2016						0.71			
12/6/2016				2.05					
2/14/2017					0.122				
2/15/2017				2.01		0.707			
4/14/2017					0.054				
4/17/2017						0.675			
4/18/2017				2.58					
5/26/2017					0.0817	0.711			
6/2/2017				2.22					
7/10/2017					0.0534				
7/11/2017						0.633			
7/14/2017				1.85					
10/10/2017					0.0515	0.619			
10/11/2017				1.72					
6/12/2018					0.074	0.56			
6/13/2018				1.8					
10/16/2018					0.16				
10/17/2018						0.61			
10/18/2018				1.9					
4/1/2019					0.046 (J)	0.5			
4/2/2019				1.4					
9/24/2019				1.6	0.06	0.51			
3/18/2020					0.058				
3/19/2020				1.4		0.41			
5/4/2020		14.1	0.12						
5/11/2020	2.4								
5/20/2020	2.2	15.9							
9/3/2020	1.6	14.6	0.083 (J)						
9/23/2020					0.054 (J)				
9/24/2020						0.44			
9/25/2020				1.3					
1/28/2021							24.9	9.7	
3/24/2021					0.04 (J)	0.45			
3/29/2021		12.8							
3/30/2021				1.4			23.3	9.7	
3/31/2021			0.038 (J)						
4/1/2021	1.9								
4/19/2021									7.8
7/20/2021		12.2							
8/18/2021			0.048		0.093	0.47			
8/19/2021				1.3					
8/20/2021	1.9								
8/23/2021		13.3					21.1	7.7	

Time Series

Constituent: Boron (mg/L) Analysis Run 5/23/2022 9:42 AM

Plant Bowen Client: Southern Company Data: Bowen AP-1

	BGWC-42D	BGWC-43D	BGWC-44D	BGWC-7	BGWC-8	BGWC-9	BGWC-51	BGWC-52	BGWC-49D
8/24/2021									8
2/9/2022			0.033 (J)						
2/10/2022					0.051	0.46			
2/11/2022				1.2					
2/14/2022							4.5	1.2	
2/15/2022		14.4							
2/17/2022	1.9								7.5

Time Series

Constituent: Boron (mg/L) Analysis Run 5/23/2022 9:42 AM

Plant Bowen Client: Southern Company Data: Bowen AP-1

	BGWC-50D
6/6/2016	
6/7/2016	
6/8/2016	
8/10/2016	
8/11/2016	
10/4/2016	
10/5/2016	
10/6/2016	
12/2/2016	
12/5/2016	
12/6/2016	
2/14/2017	
2/15/2017	
4/14/2017	
4/17/2017	
4/18/2017	
5/26/2017	
6/2/2017	
7/10/2017	
7/11/2017	
7/14/2017	
10/10/2017	
10/11/2017	
6/12/2018	
6/13/2018	
10/16/2018	
10/17/2018	
10/18/2018	
4/1/2019	
4/2/2019	
9/24/2019	
3/18/2020	
3/19/2020	
5/4/2020	
5/11/2020	
5/20/2020	
9/3/2020	
9/23/2020	
9/24/2020	
9/25/2020	
1/28/2021	
3/24/2021	
3/29/2021	
3/30/2021	
3/31/2021	
4/1/2021	
4/19/2021	0.16
7/20/2021	
8/18/2021	0.041
8/19/2021	
8/20/2021	
8/23/2021	

Time Series

Constituent: Boron (mg/L) Analysis Run 5/23/2022 9:42 AM

Plant Bowen Client: Southern Company Data: Bowen AP-1

	BGWC-50D
8/24/2021	
2/9/2022	0.034 (J)
2/10/2022	
2/11/2022	
2/14/2022	
2/15/2022	
2/17/2022	

Time Series

Constituent: Cadmium (mg/L) Analysis Run 5/23/2022 9:42 AM

Plant Bowen Client: Southern Company Data: Bowen AP-1

	BGWA-2 (bg)	BGWA-29 (bg)	BGWA-33 (bg)	BGWA-47D (bg)	BGWA-48D (bg)	BGWA-6	BGWC-10	BGWC-12	BGWC-14A
6/6/2016	<0.0005					<0.0005			
6/7/2016							<0.0005	<0.0005	
8/9/2016	<0.0005								
8/10/2016						<0.0005			
8/11/2016									
8/12/2016								<0.0005	
8/16/2016							<0.0005		
8/22/2016		<0.0005							
10/3/2016	<0.0005								
10/4/2016		<0.0005				<0.0005			
10/6/2016								<0.0005	
10/7/2016							<0.0005		
11/29/2016	<0.0005								
12/1/2016		<0.0005				<0.0005			
12/5/2016								<0.0005	
12/6/2016							<0.0005		
1/10/2017		9E-05 (J)							
2/13/2017	<0.0005								
2/14/2017		<0.0005				<0.0005			
2/15/2017								<0.0005	
2/16/2017							<0.0005		
4/13/2017	<0.0005					<0.0005			
4/14/2017		<0.0005							
4/18/2017							<0.0005	<0.0005	
5/25/2017	<0.0005	<0.0005				<0.0005			
5/30/2017									
6/2/2017							<0.0005	<0.0005	
7/7/2017	<0.0005					<0.0005			
7/10/2017		<0.0005							
7/12/2017							<0.0005		
7/13/2017								<0.0005	
7/14/2017									
3/26/2018	<0.0005	<0.0005							
3/27/2018							<0.0005		
3/28/2018								<0.0005	
6/12/2018	<0.0005	<0.0005							
6/14/2018							<0.0005	<0.0005	
10/16/2018	<0.0005	<0.0005				<0.0005			
10/17/2018								<0.0005	
10/18/2018							<0.0005		
2/25/2019	<0.0005								
2/27/2019		<0.0005							
2/28/2019							<0.0005	<0.0005	
4/1/2019	<0.0005	<0.0005						<0.0005	
4/2/2019						<0.0005	<0.0005		
4/3/2019			<0.0005						
9/23/2019	<0.0005	<0.0005				<0.0005			
9/25/2019							<0.0005	<0.0005	
9/26/2019									
9/27/2019			<0.0005						
2/18/2020	<0.0005					<0.0005			
2/19/2020		<0.0005							

Time Series

Constituent: Cadmium (mg/L) Analysis Run 5/23/2022 9:42 AM

Plant Bowen Client: Southern Company Data: Bowen AP-1

	BGWA-2 (bg)	BGWA-29 (bg)	BGWA-33 (bg)	BGWA-47D (bg)	BGWA-48D (bg)	BGWA-6	BGWC-10	BGWC-12	BGWC-14A
2/20/2020							<0.0005		
2/21/2020			<0.0005						
2/24/2020								<0.0005	
3/18/2020	<0.0005	<0.0005							
3/19/2020						<0.0005		<0.0005	
3/20/2020			<0.0005						
3/23/2020							<0.0005		
5/22/2020				<0.0005					<0.0005
5/25/2020					<0.0005				
6/23/2020				<0.0005	<0.0005				<0.0005
7/28/2020				<0.0005	<0.0005				<0.0005
9/2/2020				<0.0005					0.00014 (J)
9/3/2020					<0.0005				
9/23/2020	<0.0005	<0.0005				<0.0005			
9/24/2020							<0.0005		
9/25/2020			<0.0005					<0.0005	
10/1/2020				<0.0005	<0.0005				0.00019 (J)
11/10/2020				<0.0005	<0.0005				0.00019 (J)
12/15/2020				<0.0005	<0.0005				0.00017
1/20/2021				<0.0005	<0.0005				<0.0005
2/16/2021	<0.0005	<0.0005							
2/17/2021				<0.0005	<0.0005				
2/18/2021						<0.0005	<0.0005		<0.0005
2/19/2021			<0.0005					<0.0005	
3/23/2021		<0.0005							
3/24/2021								<0.0005	0.00016 (J)
3/25/2021				<0.0005	<0.0005				
3/26/2021	0.00018 (J)								
3/30/2021							<0.0005		
3/31/2021						<0.0005			
4/1/2021			<0.0005						
8/16/2021	<0.0005	<0.0005		<0.0005	<0.0005	<0.0005			
8/18/2021							<0.0005	<0.0005	0.00021 (J)
8/25/2021			<0.0005						
2/9/2022	<0.0005			<0.0005	<0.0005	<0.0005			0.00021 (J)
2/10/2022		<0.0005							
2/11/2022							<0.0005	<0.0005	
2/16/2022			<0.0005						

Time Series

Constituent: Cadmium (mg/L) Analysis Run 5/23/2022 9:42 AM

Plant Bowen Client: Southern Company Data: Bowen AP-1

	BGWC-16
6/6/2016	
6/7/2016	0.0011 (J)
8/9/2016	
8/10/2016	
8/11/2016	0.0011
8/12/2016	
8/16/2016	
8/22/2016	
10/3/2016	
10/4/2016	
10/6/2016	
10/7/2016	0.0012
11/29/2016	
12/1/2016	
12/5/2016	
12/6/2016	0.0012
1/10/2017	
2/13/2017	
2/14/2017	
2/15/2017	
2/16/2017	0.0015
4/13/2017	
4/14/2017	
4/18/2017	0.0012
5/25/2017	
5/30/2017	0.0011
6/2/2017	
7/7/2017	
7/10/2017	
7/12/2017	
7/13/2017	
7/14/2017	0.0012
3/26/2018	
3/27/2018	0.0013
3/28/2018	
6/12/2018	0.0011
6/14/2018	
10/16/2018	
10/17/2018	
10/18/2018	0.0012
2/25/2019	0.0016
2/27/2019	
2/28/2019	
4/1/2019	
4/2/2019	0.0014
4/3/2019	
9/23/2019	
9/25/2019	
9/26/2019	0.0017 (J)
9/27/2019	
2/18/2020	
2/19/2020	

Time Series

Constituent: Cadmium (mg/L) Analysis Run 5/23/2022 9:42 AM

Plant Bowen Client: Southern Company Data: Bowen AP-1

	BGWC-16
2/20/2020	0.0019 (J)
2/21/2020	
2/24/2020	
3/18/2020	
3/19/2020	0.0017 (J)
3/20/2020	
3/23/2020	
5/22/2020	
5/25/2020	
6/23/2020	
7/28/2020	
9/2/2020	
9/3/2020	
9/23/2020	
9/24/2020	0.0018 (J)
9/25/2020	
10/1/2020	
11/10/2020	
12/15/2020	
1/20/2021	
2/16/2021	
2/17/2021	
2/18/2021	0.0018
2/19/2021	
3/23/2021	
3/24/2021	0.0018
3/25/2021	
3/26/2021	
3/30/2021	
3/31/2021	
4/1/2021	
8/16/2021	
8/18/2021	0.0018
8/25/2021	
2/9/2022	
2/10/2022	
2/11/2022	0.0019
2/16/2022	

Time Series

Constituent: Cadmium (mg/L) Analysis Run 5/23/2022 9:42 AM

Plant Bowen Client: Southern Company Data: Bowen AP-1

	BGWC-17	BGWC-18	BGWC-19	BGWC-20	BGWC-21	BGWC-22	BGWC-23	BGWC-24	BGWC-25
6/7/2016	<0.0005								
6/8/2016		0.00063 (J)	<0.0005	<0.0005	<0.0005	<0.0005			<0.0005
6/9/2016							<0.0005	0.00052 (J)	
8/11/2016	0.0001 (J)								
8/12/2016		0.0004 (J)	<0.0005	<0.0005					
8/15/2016									<0.0005
8/18/2016					<0.0005	<0.0005	<0.0005	0.0009 (J)	
10/7/2016	0.0002 (J)	0.0008 (J)	0.0001 (J)						
10/10/2016				<0.0005	<0.0005	<0.0005	<0.0005	0.0017	<0.0005
12/6/2016	0.0001 (J)	0.0006 (J)							
12/7/2016			<0.0005	<0.0005			<0.0005	0.0004 (J)	
12/8/2016					<0.0005	0.0002 (J)			<0.0005
1/23/2017									
2/7/2017									
2/16/2017	0.0001 (J)	0.0002 (J)	<0.0005						
2/17/2017				8E-05 (J)	<0.0005	<0.0005			
2/20/2017							<0.0005	0.0028	<0.0005
3/27/2017									
4/17/2017									
4/19/2017	0.0001 (J)	9E-05 (J)	<0.0005	<0.0005	<0.0005		<0.0005	0.0035	
4/20/2017						<0.0005			<0.0005
5/22/2017									
5/30/2017	0.0002 (J)								
6/1/2017		0.0003 (J)	0.0001 (J)	<0.0005	<0.0005				<0.0005
6/5/2017						<0.0005	<0.0005	0.0035	
7/11/2017									
7/14/2017	0.0002 (J)	0.0002 (J)	<0.0005						
7/17/2017							<0.0005	0.0037	<0.0005
7/18/2017				<0.0005	<0.0005				
7/19/2017						<0.0005			
8/23/2017									
3/26/2018									
3/27/2018	<0.0005	<0.0005	<0.0005						
3/28/2018				<0.0005	<0.0005				<0.0005
3/29/2018						<0.0005	<0.0005	0.0063	
6/13/2018				<0.0005			<0.0005	0.0053	
6/14/2018	0.00015 (J)	<0.0005			<0.0005	<0.0005			<0.0005
6/15/2018			<0.0005						
10/17/2018	<0.0005								
10/18/2018		0.00032 (J)							
10/19/2018			<0.0005		<0.0005				
10/22/2018				<0.0005		<0.0005	<0.0005	0.0053	<0.0005
2/27/2019	<0.0005	<0.0005		<0.0005					
3/1/2019			<0.0005			0.00013 (J)	0.00019 (J)	0.0058	<0.0005
4/2/2019	<0.0005	7.3E-05 (J)							
4/3/2019			<0.0005	<0.0005	<0.0005	<0.0005	<0.0005	0.0053	
4/4/2019									<0.0005
9/26/2019	0.00015 (J)	<0.0005	0.0002 (J)	<0.0005					
9/27/2019						<0.0005	<0.0005		
9/30/2019					<0.0005			0.0075	<0.0005
2/24/2020	<0.0005	0.00024 (J)	<0.0005	<0.0005					
2/25/2020						<0.0005	<0.0005		

Time Series

Constituent: Cadmium (mg/L) Analysis Run 5/23/2022 9:42 AM

Plant Bowen Client: Southern Company Data: Bowen AP-1

	BGWC-17	BGWC-18	BGWC-19	BGWC-20	BGWC-21	BGWC-22	BGWC-23	BGWC-24	BGWC-25
2/26/2020					<0.0005			0.0064	<0.0005
3/19/2020	<0.0005								
3/20/2020		<0.0005	<0.0005		<0.0005	<0.0005			
3/23/2020				<0.0005			<0.0005		
3/24/2020									<0.0005
3/25/2020								0.0082	
9/24/2020	0.00024 (J)	<0.0005			<0.0005	0.00033 (J)	<0.0005		
9/25/2020								0.0081	
9/28/2020			<0.0005	<0.0005					<0.0005
2/18/2021	<0.0005	<0.0005	<0.0005	<0.0005					
2/19/2021					<0.0005	0.00038 (J)	<0.0005	0.0068	
2/23/2021									<0.0005
3/8/2021									
3/24/2021	<0.0005	<0.0005							
3/25/2021									
3/26/2021			<0.0005				<0.0005	0.0062	<0.0005
3/29/2021				<0.0005	<0.0005	<0.0005			
8/19/2021	0.00017 (J)	<0.0005							<0.0005
8/20/2021			<0.0005	<0.0005	<0.0005				
8/23/2021						0.00019 (J)	<0.0005	0.0039	
2/11/2022	0.00016 (J)								
2/14/2022							<0.0005		
2/15/2022						0.0002 (J)		0.0042	
2/16/2022		<0.0005	<0.0005	<0.0005	<0.0005				<0.0005

Time Series

Constituent: Cadmium (mg/L) Analysis Run 5/23/2022 9:42 AM

Plant Bowen Client: Southern Company Data: Bowen AP-1

	BGWC-30
6/7/2016	
6/8/2016	
6/9/2016	
8/11/2016	
8/12/2016	
8/15/2016	
8/18/2016	
10/7/2016	
10/10/2016	
12/6/2016	
12/7/2016	
12/8/2016	
1/23/2017	0.0003 (J)
2/7/2017	0.0006 (J)
2/16/2017	
2/17/2017	
2/20/2017	
3/27/2017	0.0003 (J)
4/17/2017	0.0002 (J)
4/19/2017	
4/20/2017	
5/22/2017	0.0003 (J)
5/30/2017	
6/1/2017	
6/5/2017	0.0003 (J)
7/11/2017	0.0005 (J)
7/14/2017	
7/17/2017	
7/18/2017	
7/19/2017	
8/23/2017	0.0004 (J)
3/26/2018	<0.0005
3/27/2018	
3/28/2018	
3/29/2018	
6/13/2018	
6/14/2018	
6/15/2018	0.0002 (J)
10/17/2018	
10/18/2018	
10/19/2018	
10/22/2018	<0.0005
2/27/2019	
3/1/2019	<0.0005
4/2/2019	7.9E-05 (J)
4/3/2019	
4/4/2019	
9/26/2019	
9/27/2019	<0.0005
9/30/2019	
2/24/2020	
2/25/2020	

Time Series

Constituent: Cadmium (mg/L) Analysis Run 5/23/2022 9:42 AM

Plant Bowen Client: Southern Company Data: Bowen AP-1

	BGWC-30
2/26/2020	<0.0005
3/19/2020	
3/20/2020	
3/23/2020	<0.0005
3/24/2020	
3/25/2020	
9/24/2020	
9/25/2020	<0.0005
9/28/2020	
2/18/2021	
2/19/2021	
2/23/2021	
3/8/2021	<0.0005
3/24/2021	
3/25/2021	<0.0005
3/26/2021	
3/29/2021	
8/19/2021	<0.0005
8/20/2021	
8/23/2021	
2/11/2022	
2/14/2022	<0.0005
2/15/2022	
2/16/2022	

Time Series

Constituent: Cadmium (mg/L) Analysis Run 5/23/2022 9:42 AM

Plant Bowen Client: Southern Company Data: Bowen AP-1

	BGWC-31	BGWC-32	BGWC-34D	BGWC-35D	BGWC-36D	BGWC-37D	BGWC-38D	BGWC-39	BGWC-40
10/17/2018					<0.0005				
10/18/2018	<0.0005								
10/19/2018			<0.0005						
10/22/2018		<0.0005		<0.0005					
4/2/2019					<0.0005				
4/4/2019	<0.0005		<0.0005	<0.0005					
4/5/2019		<0.0005							
9/24/2019	<0.0005		<0.0005						
9/26/2019		<0.0005		<0.0005					
9/27/2019					<0.0005				
2/25/2020				<0.0005		<0.0005			
2/26/2020	<0.0005				<0.0005				
2/27/2020		<0.0005	<0.0005				0.00081 (J)	<0.0005	
2/28/2020									<0.0005
3/23/2020	<0.0005				<0.0005				
3/24/2020		<0.0005	<0.0005			<0.0005	<0.0005	<0.0005	
3/25/2020				<0.0005					<0.0005
9/2/2020							0.00032 (J)		
9/25/2020		<0.0005		<0.0005		<0.0005			
9/28/2020	<0.0005		<0.0005		<0.0005				
9/29/2020								0.0002 (J)	<0.0005
2/19/2021			<0.0005						
2/22/2021	<0.0005			<0.0005		<0.0005		0.00014 (J)	<0.0005
2/23/2021		<0.0005							
3/8/2021					<0.0005				
3/9/2021							<0.0005		
3/25/2021					<0.0005				
3/26/2021				<0.0005		<0.0005			
3/29/2021	<0.0005						<0.0005		
3/30/2021		<0.0005	<0.0005						<0.0005
3/31/2021								0.00018 (J)	
8/19/2021							<0.0005		
8/20/2021	<0.0005			<0.0005		<0.0005			
8/23/2021					<0.0005				
8/24/2021			<0.0005					0.00031 (J)	<0.0005
8/25/2021		<0.0005							
2/14/2022					<0.0005		<0.0005		
2/15/2022									
2/16/2022	<0.0005	<0.0005	<0.0005					0.00012 (J)	<0.0005
2/17/2022				<0.0005		<0.0005			

Time Series

Constituent: Cadmium (mg/L) Analysis Run 5/23/2022 9:42 AM

Plant Bowen Client: Southern Company Data: Bowen AP-1

	BGWC-41D
10/17/2018	
10/18/2018	
10/19/2018	
10/22/2018	
4/2/2019	
4/4/2019	
4/5/2019	
9/24/2019	
9/26/2019	
9/27/2019	
2/25/2020	
2/26/2020	
2/27/2020	
2/28/2020	
3/23/2020	
3/24/2020	
3/25/2020	
9/2/2020	<0.0005
9/25/2020	
9/28/2020	
9/29/2020	
2/19/2021	
2/22/2021	<0.0005
2/23/2021	
3/8/2021	
3/9/2021	
3/25/2021	
3/26/2021	
3/29/2021	
3/30/2021	
3/31/2021	<0.0005
8/19/2021	
8/20/2021	
8/23/2021	
8/24/2021	<0.0005
8/25/2021	
2/14/2022	
2/15/2022	<0.0005
2/16/2022	
2/17/2022	

Time Series

Constituent: Cadmium (mg/L) Analysis Run 5/23/2022 9:42 AM

Plant Bowen Client: Southern Company Data: Bowen AP-1

	BGWC-42D	BGWC-43D	BGWC-44D	BGWC-7	BGWC-8	BGWC-9	BGWC-51	BGWC-52	BGWC-49D
6/6/2016						<0.0005			
6/7/2016					<0.0005				
6/8/2016				<0.0005					
8/10/2016					<0.0005				
8/11/2016				<0.0005		<0.0005			
10/4/2016					<0.0005				
10/5/2016						<0.0005			
10/6/2016				<0.0005					
12/2/2016					<0.0005				
12/5/2016						<0.0005			
12/6/2016				<0.0005					
2/14/2017					<0.0005				
2/15/2017				<0.0005		<0.0005			
4/14/2017					<0.0005				
4/17/2017						<0.0005			
4/18/2017				<0.0005					
5/26/2017					<0.0005	<0.0005			
6/2/2017				<0.0005					
7/10/2017					<0.0005				
7/11/2017						<0.0005			
7/14/2017				<0.0005					
3/26/2018					<0.0005				
3/27/2018				<0.0005		<0.0005			
6/12/2018					<0.0005	<0.0005			
6/13/2018				<0.0005					
10/16/2018					<0.0005				
10/17/2018						<0.0005			
10/18/2018				<0.0005					
2/25/2019					<0.0005				
2/28/2019				<0.0005					
4/1/2019					<0.0005	<0.0005			
4/2/2019				<0.0005					
9/24/2019				<0.0005	<0.0005	<0.0005			
2/19/2020					<0.0005				
2/20/2020						<0.0005			
2/21/2020				<0.0005					
3/18/2020					<0.0005				
3/19/2020				<0.0005		<0.0005			
9/3/2020	<0.0005	0.0011 (J)	<0.0005						
9/23/2020					<0.0005				
9/24/2020						<0.0005			
9/25/2020				<0.0005					
1/28/2021							0.00031 (J)	0.00025 (J)	
2/16/2021					<0.0005				
2/17/2021						<0.0005			
2/18/2021			<0.0005	<0.0005					
2/22/2021	<0.0005								
2/23/2021							0.00043 (J)	<0.0005	
3/8/2021		0.0003 (J)							
3/24/2021					<0.0005	<0.0005			
3/29/2021		0.00019 (J)							
3/30/2021				<0.0005			0.0007	0.00018 (J)	

Time Series

Constituent: Cadmium (mg/L) Analysis Run 5/23/2022 9:42 AM

Plant Bowen Client: Southern Company Data: Bowen AP-1

	BGWC-42D	BGWC-43D	BGWC-44D	BGWC-7	BGWC-8	BGWC-9	BGWC-51	BGWC-52	BGWC-49D
3/31/2021			<0.0005						
4/1/2021	<0.0005								
4/19/2021									<0.0005
8/18/2021			<0.0005		<0.0005	<0.0005			
8/19/2021				<0.0005					
8/20/2021	<0.0005								
8/23/2021		0.00036 (J)					0.00043 (J)	0.00018 (J)	
8/24/2021									<0.0005
2/9/2022			<0.0005						
2/10/2022					<0.0005	<0.0005			
2/11/2022				<0.0005					
2/14/2022							<0.0005	<0.0005	
2/15/2022		0.0015							
2/17/2022	<0.0005								<0.0005

Time Series

Constituent: Cadmium (mg/L) Analysis Run 5/23/2022 9:42 AM

Plant Bowen Client: Southern Company Data: Bowen AP-1

	BGWC-50D
6/6/2016	
6/7/2016	
6/8/2016	
8/10/2016	
8/11/2016	
10/4/2016	
10/5/2016	
10/6/2016	
12/2/2016	
12/5/2016	
12/6/2016	
2/14/2017	
2/15/2017	
4/14/2017	
4/17/2017	
4/18/2017	
5/26/2017	
6/2/2017	
7/10/2017	
7/11/2017	
7/14/2017	
3/26/2018	
3/27/2018	
6/12/2018	
6/13/2018	
10/16/2018	
10/17/2018	
10/18/2018	
2/25/2019	
2/28/2019	
4/1/2019	
4/2/2019	
9/24/2019	
2/19/2020	
2/20/2020	
2/21/2020	
3/18/2020	
3/19/2020	
9/3/2020	
9/23/2020	
9/24/2020	
9/25/2020	
1/28/2021	
2/16/2021	
2/17/2021	
2/18/2021	
2/22/2021	
2/23/2021	
3/8/2021	
3/24/2021	
3/29/2021	
3/30/2021	

Time Series

Constituent: Cadmium (mg/L) Analysis Run 5/23/2022 9:42 AM

Plant Bowen Client: Southern Company Data: Bowen AP-1

	BGWC-50D
3/31/2021	
4/1/2021	
4/19/2021	<0.0005
8/18/2021	<0.0005
8/19/2021	
8/20/2021	
8/23/2021	
8/24/2021	
2/9/2022	<0.0005
2/10/2022	
2/11/2022	
2/14/2022	
2/15/2022	
2/17/2022	

Time Series

Constituent: Calcium (mg/L) Analysis Run 5/23/2022 9:42 AM

Plant Bowen Client: Southern Company Data: Bowen AP-1

	BGWA-2 (bg)	BGWA-29 (bg)	BGWA-33 (bg)	BGWA-47D (bg)	BGWA-48D (bg)	BGWA-6	BGWC-10	BGWC-12	BGWC-14A
6/6/2016	39					59			
6/7/2016							50	90	
8/9/2016	32.2								
8/10/2016						56			
8/11/2016									
8/12/2016								76.6	
8/16/2016							49.2		
8/22/2016		21.4							
10/3/2016	34.1								
10/4/2016		20.9				51.4			
10/6/2016								78.7	
10/7/2016							52.6		
11/29/2016	29.7								
12/1/2016		19.8				55.9			
12/5/2016								80.9	
12/6/2016							55.4		
1/10/2017		20.4							
2/13/2017	31.2								
2/14/2017		20.9				51.1			
2/15/2017								90.7	
2/16/2017							53.2		
4/13/2017	30.5					53.4			
4/14/2017		20.7 (J)							
4/18/2017							58	94.8	
5/25/2017	33.8	22.8 (J)				59.8			
5/30/2017									
6/2/2017							55.8	108	
7/7/2017	33.1					57.8			
7/10/2017		22.3							
7/12/2017							58.1		
7/13/2017								111	
7/14/2017									
10/9/2017	33.6					58.9			
10/10/2017		4.09						93	
10/11/2017							55.7		
6/12/2018	32.4	20.3 (J)							
6/14/2018							58.4	109	
10/16/2018	34.6	19.4 (J)				55.6			
10/17/2018								110	
10/18/2018							57.8		
4/1/2019	48.2	24.6						94.8	
4/2/2019						64.1	57.8		
4/3/2019			44.9						
5/2/2019	44.8								
9/23/2019	36.3	19.2				57.9			
9/25/2019							58.1	115	
9/26/2019									
9/27/2019			41.2						
2/18/2020						66.3			
2/19/2020		20.8							
2/21/2020			50.1						
3/18/2020	40.1	22.4							

Time Series

Constituent: Calcium (mg/L) Analysis Run 5/23/2022 9:42 AM

Plant Bowen Client: Southern Company Data: Bowen AP-1

	BGWA-2 (bg)	BGWA-29 (bg)	BGWA-33 (bg)	BGWA-47D (bg)	BGWA-48D (bg)	BGWA-6	BGWC-10	BGWC-12	BGWC-14A
3/19/2020						67.8		120	
3/20/2020			52.2						
3/23/2020							61.1		
5/22/2020				74					73.4
5/25/2020					36.5				
6/23/2020				99.5	39.4				80.1
7/28/2020				96.2	40.3				140
9/2/2020				109					159
9/3/2020					51.8				
9/23/2020	45.2	20.1				67.3			
9/24/2020							58.8		
9/25/2020			51.8					135	
10/1/2020				107	61.9				162
11/10/2020				117	80.3				170
12/15/2020				110	70.3				169
1/20/2021				111	67.5				157
3/23/2021		22.1							
3/24/2021								144	91.9
3/25/2021				109	68.3				
3/26/2021	46.7								
3/30/2021							61.3		
3/31/2021						63.4			
4/1/2021			49.5						
8/16/2021	48.3	21.5		108	61	66.2			
8/18/2021							61.1	156	166
8/25/2021			46.3						
2/9/2022	52.3			112	46.3	65.7			97.5
2/10/2022		20.3							
2/11/2022							66.2	164	
2/16/2022			47.5						

Time Series

Constituent: Calcium (mg/L) Analysis Run 5/23/2022 9:42 AM

Plant Bowen Client: Southern Company Data: Bowen AP-1

	BGWC-16
6/6/2016	
6/7/2016	120
8/9/2016	
8/10/2016	
8/11/2016	111
8/12/2016	
8/16/2016	
8/22/2016	
10/3/2016	
10/4/2016	
10/6/2016	
10/7/2016	103
11/29/2016	
12/1/2016	
12/5/2016	
12/6/2016	117
1/10/2017	
2/13/2017	
2/14/2017	
2/15/2017	
2/16/2017	124
4/13/2017	
4/14/2017	
4/18/2017	120
5/25/2017	
5/30/2017	111
6/2/2017	
7/7/2017	
7/10/2017	
7/12/2017	
7/13/2017	
7/14/2017	109
10/9/2017	
10/10/2017	
10/11/2017	109
6/12/2018	104
6/14/2018	
10/16/2018	
10/17/2018	
10/18/2018	112
4/1/2019	
4/2/2019	117
4/3/2019	
5/2/2019	
9/23/2019	
9/25/2019	
9/26/2019	136
9/27/2019	
2/18/2020	
2/19/2020	
2/21/2020	
3/18/2020	

Time Series

Constituent: Calcium (mg/L) Analysis Run 5/23/2022 9:42 AM

Plant Bowen Client: Southern Company Data: Bowen AP-1

	BGWC-16
3/19/2020	130
3/20/2020	
3/23/2020	
5/22/2020	
5/25/2020	
6/23/2020	
7/28/2020	
9/2/2020	
9/3/2020	
9/23/2020	
9/24/2020	141
9/25/2020	
10/1/2020	
11/10/2020	
12/15/2020	
1/20/2021	
3/23/2021	
3/24/2021	140
3/25/2021	
3/26/2021	
3/30/2021	
3/31/2021	
4/1/2021	
8/16/2021	
8/18/2021	139
8/25/2021	
2/9/2022	
2/10/2022	
2/11/2022	160
2/16/2022	

Time Series

Constituent: Calcium (mg/L) Analysis Run 5/23/2022 9:42 AM

Plant Bowen Client: Southern Company Data: Bowen AP-1

	BGWC-17	BGWC-18	BGWC-19	BGWC-20	BGWC-21	BGWC-22	BGWC-23	BGWC-24	BGWC-25
6/7/2016	65								
6/8/2016		76	55	200	43	350			32
6/9/2016							300	800	
8/11/2016	61								
8/12/2016		61.7	61.2	196					
8/15/2016									33.1
8/18/2016					38.6	370	290	730	
10/7/2016	71	84.7	70.2						
10/10/2016				198	37.5	375	296	680	41
12/6/2016	68.7	88.1							
12/7/2016			48.6	215			271	387	
12/8/2016					43.4	434			38.5
1/23/2017									
2/7/2017									
2/16/2017	65.5	53.7	64.7						
2/17/2017				221	41	434			
2/20/2017							323	823	40.7
3/27/2017									
4/17/2017									
4/19/2017	68.9	57.1	69.5	240	39.4		298	893 (J)	
4/20/2017						422			40.7
5/22/2017									
5/30/2017	72.6								
6/1/2017		44.8	50.8	286	42.3				44.2
6/5/2017						398	310	1080	
7/11/2017									
7/14/2017	70.6	60	67						
7/17/2017							319	1120	41.9
7/18/2017				244	40.9				
7/19/2017						461			
8/23/2017									
10/10/2017									
10/11/2017	67.3	67	57.3	222			438	1310	41.1
10/12/2017					43.3	515			
6/13/2018				234			385	970	
6/14/2018	65.7	53.1			39.4	482			44.8
6/15/2018			49.7						
10/17/2018	69.7								
10/18/2018		60.4							
10/19/2018			63.1		40.6				
10/22/2018				241		575	424	1150	52.2
4/2/2019	63.9	53.3							
4/3/2019			51.3	220	43.4	458	396	945	
4/4/2019									54.8
5/2/2019						647			
9/26/2019	94.2	91.7	80.8	243					
9/27/2019						658	533		
9/30/2019					43.2			1050	47.8
2/25/2020						445			
2/26/2020									
3/19/2020	68.1								
3/20/2020		49.3	52.1		48.2	514			

Time Series

Constituent: Calcium (mg/L) Analysis Run 5/23/2022 9:42 AM

Plant Bowen Client: Southern Company Data: Bowen AP-1

	BGWC-17	BGWC-18	BGWC-19	BGWC-20	BGWC-21	BGWC-22	BGWC-23	BGWC-24	BGWC-25
3/23/2020				253			602		
3/24/2020									49.6
3/25/2020								1100	
9/24/2020	84.9	68.7			42	750	647		
9/25/2020								998	
9/28/2020			50.1	273					50.7
3/24/2021	72	48.2							
3/25/2021									
3/26/2021			46.4				717	821	52.8
3/29/2021				296	46.6	714			
7/19/2021						693	728	717	
7/20/2021									
8/19/2021	74	49.2							51.2
8/20/2021			47.2	262	45.1				
8/23/2021						681	638	827	
11/1/2021						708	695	808	
2/11/2022	83.5								
2/14/2022							740		
2/15/2022						680		791	
2/16/2022		49	60.5	288	44.1				51.4

Time Series

Constituent: Calcium (mg/L) Analysis Run 5/23/2022 9:42 AM

Plant Bowen Client: Southern Company Data: Bowen AP-1

	BGWC-30
6/7/2016	
6/8/2016	
6/9/2016	
8/11/2016	
8/12/2016	
8/15/2016	
8/18/2016	
10/7/2016	
10/10/2016	
12/6/2016	
12/7/2016	
12/8/2016	
1/23/2017	372
2/7/2017	351
2/16/2017	
2/17/2017	
2/20/2017	
3/27/2017	417
4/17/2017	415
4/19/2017	
4/20/2017	
5/22/2017	885
5/30/2017	
6/1/2017	
6/5/2017	413
7/11/2017	449
7/14/2017	
7/17/2017	
7/18/2017	
7/19/2017	
8/23/2017	409
10/10/2017	339
10/11/2017	
10/12/2017	
6/13/2018	
6/14/2018	
6/15/2018	198
10/17/2018	
10/18/2018	
10/19/2018	
10/22/2018	230
4/2/2019	181
4/3/2019	
4/4/2019	
5/2/2019	
9/26/2019	
9/27/2019	103
9/30/2019	
2/25/2020	
2/26/2020	85.3
3/19/2020	
3/20/2020	

Time Series

Constituent: Calcium (mg/L) Analysis Run 5/23/2022 9:42 AM

Plant Bowen Client: Southern Company Data: Bowen AP-1

	BGWC-30
3/23/2020	107
3/24/2020	
3/25/2020	
9/24/2020	
9/25/2020	93.3
9/28/2020	
3/24/2021	
3/25/2021	81.1
3/26/2021	
3/29/2021	
7/19/2021	
7/20/2021	87.8
8/19/2021	109
8/20/2021	
8/23/2021	
11/1/2021	108
2/11/2022	
2/14/2022	129
2/15/2022	
2/16/2022	

Time Series

Constituent: Calcium (mg/L) Analysis Run 5/23/2022 9:42 AM

Plant Bowen Client: Southern Company Data: Bowen AP-1

	BGWC-31	BGWC-32	BGWC-34D	BGWC-35D	BGWC-36D	BGWC-37D	BGWC-38D	BGWC-39	BGWC-40
10/17/2018					262				
10/18/2018	90.1								
10/19/2018			105						
10/22/2018		234		384					
4/2/2019					200				
4/4/2019	69.3		104	442					
4/5/2019		265							
5/3/2019		203							
9/24/2019	70.7		102						
9/26/2019		290		417					
9/27/2019					184				
11/15/2019		346							
12/13/2019								558	
12/16/2019									162
2/25/2020				341		107			
2/26/2020					107				
2/27/2020							268		
3/23/2020	72.5				122				
3/24/2020		210	112			112	314	161	
3/25/2020				234					160
5/4/2020									
9/2/2020							228		
9/25/2020		338		169		99.9			
9/28/2020	77.8		117		165				
9/29/2020								576	165
3/25/2021					162				
3/26/2021				529		103			
3/29/2021	77.2						161		
3/30/2021		289	112						158
3/31/2021								336	
8/19/2021							124		
8/20/2021	78.7			379		100			
8/23/2021					174				
8/24/2021			110					439	150
8/25/2021		244							
11/1/2021							144		
2/14/2022					188		187		
2/15/2022									
2/16/2022	81.4	247	127					424	155
2/17/2022				483		112			

Time Series

Constituent: Calcium (mg/L) Analysis Run 5/23/2022 9:42 AM

Plant Bowen Client: Southern Company Data: Bowen AP-1

	BGWC-41D
10/17/2018	
10/18/2018	
10/19/2018	
10/22/2018	
4/2/2019	
4/4/2019	
4/5/2019	
5/3/2019	
9/24/2019	
9/26/2019	
9/27/2019	
11/15/2019	
12/13/2019	
12/16/2019	
2/25/2020	
2/26/2020	
2/27/2020	
3/23/2020	
3/24/2020	
3/25/2020	
5/4/2020	155
9/2/2020	159
9/25/2020	
9/28/2020	
9/29/2020	
3/25/2021	
3/26/2021	
3/29/2021	
3/30/2021	
3/31/2021	166
8/19/2021	
8/20/2021	
8/23/2021	
8/24/2021	173
8/25/2021	
11/1/2021	
2/14/2022	
2/15/2022	198
2/16/2022	
2/17/2022	

Time Series

Constituent: Calcium (mg/L) Analysis Run 5/23/2022 9:42 AM

Plant Bowen Client: Southern Company Data: Bowen AP-1

	BGWC-42D	BGWC-43D	BGWC-44D	BGWC-7	BGWC-8	BGWC-9	BGWC-51	BGWC-52	BGWC-49D
6/6/2016						66			
6/7/2016					7.9				
6/8/2016				140					
8/10/2016					36.8				
8/11/2016				141		65.2			
10/4/2016					39.7				
10/5/2016						66.7			
10/6/2016				147					
12/2/2016					37.8				
12/5/2016						74.6			
12/6/2016				146					
2/14/2017					35.2				
2/15/2017				163		74.6			
4/14/2017					37.5				
4/17/2017						65.6			
4/18/2017				155					
5/26/2017					41.7	70.4			
6/2/2017				156					
7/10/2017					39				
7/11/2017						66.9			
7/14/2017				157					
10/10/2017					36.9	61.7			
10/11/2017				137					
6/12/2018					38.1	53.4			
6/13/2018				151					
10/16/2018					44.8				
10/17/2018						63			
10/18/2018				154					
4/1/2019					47.2	59.3			
4/2/2019				140					
9/24/2019				151	42.4	57.6			
3/18/2020					43				
3/19/2020				142		61.5			
5/4/2020		361	51.1						
5/11/2020	109								
5/20/2020	76.6	335							
9/3/2020	100	383	50.2						
9/23/2020					41.6				
9/24/2020						59			
9/25/2020				138					
1/28/2021							624	350	
3/24/2021					42.1	59.9			
3/29/2021		326							
3/30/2021				145			562	353	
3/31/2021			50.9						
4/1/2021	94								
4/19/2021									204
7/20/2021		297							
8/18/2021			54.2		44.5	63			
8/19/2021				141					
8/20/2021	99.7								
8/23/2021		349					561	286	

Time Series

Constituent: Calcium (mg/L) Analysis Run 5/23/2022 9:42 AM

Plant Bowen Client: Southern Company Data: Bowen AP-1

	BGWC-42D	BGWC-43D	BGWC-44D	BGWC-7	BGWC-8	BGWC-9	BGWC-51	BGWC-52	BGWC-49D
8/24/2021									238
2/9/2022			49.1						
2/10/2022					44.9	65.6			
2/11/2022				148					
2/14/2022							155	72.8	
2/15/2022		344							
2/17/2022	98.4								239

Time Series

Constituent: Calcium (mg/L) Analysis Run 5/23/2022 9:42 AM

Plant Bowen Client: Southern Company Data: Bowen AP-1

	BGWC-50D
6/6/2016	
6/7/2016	
6/8/2016	
8/10/2016	
8/11/2016	
10/4/2016	
10/5/2016	
10/6/2016	
12/2/2016	
12/5/2016	
12/6/2016	
2/14/2017	
2/15/2017	
4/14/2017	
4/17/2017	
4/18/2017	
5/26/2017	
6/2/2017	
7/10/2017	
7/11/2017	
7/14/2017	
10/10/2017	
10/11/2017	
6/12/2018	
6/13/2018	
10/16/2018	
10/17/2018	
10/18/2018	
4/1/2019	
4/2/2019	
9/24/2019	
3/18/2020	
3/19/2020	
5/4/2020	
5/11/2020	
5/20/2020	
9/3/2020	
9/23/2020	
9/24/2020	
9/25/2020	
1/28/2021	
3/24/2021	
3/29/2021	
3/30/2021	
3/31/2021	
4/1/2021	
4/19/2021	50.8
7/20/2021	
8/18/2021	56.7
8/19/2021	
8/20/2021	
8/23/2021	

Time Series

Constituent: Calcium (mg/L) Analysis Run 5/23/2022 9:42 AM

Plant Bowen Client: Southern Company Data: Bowen AP-1

	BGWC-50D
8/24/2021	
2/9/2022	60.3
2/10/2022	
2/11/2022	
2/14/2022	
2/15/2022	
2/17/2022	

Time Series

Constituent: Chloride (mg/L) Analysis Run 5/23/2022 9:42 AM

Plant Bowen Client: Southern Company Data: Bowen AP-1

	BGWA-2 (bg)	BGWA-29 (bg)	BGWA-33 (bg)	BGWA-47D (bg)	BGWA-48D (bg)	BGWA-6	BGWC-10	BGWC-12	BGWC-14A
6/6/2016	2.9					5.6			
6/7/2016							19	44	
8/9/2016	2.5								
8/10/2016						5.3			
8/11/2016									
8/12/2016								43	
8/16/2016							20		
8/22/2016		4.2							
10/3/2016	2.5								
10/4/2016		2.1				5.6			
10/6/2016								41	
10/7/2016							21		
11/29/2016	2.6								
12/1/2016		1.8				6.2			
12/5/2016								41	
12/6/2016							22		
1/10/2017		1.6							
2/13/2017	2.1								
2/14/2017		1.9				8.8			
2/15/2017								39	
2/16/2017							22		
4/13/2017	2.1					10			
4/14/2017		1.5							
4/18/2017							21	39	
5/25/2017	2.4	1.5				11			
5/30/2017									
6/2/2017							20	37	
7/7/2017	1.9					12			
7/10/2017		1.6							
7/12/2017							23		
7/13/2017								38	
7/14/2017									
10/9/2017	1.9					18			
10/10/2017		1.7						38	
10/11/2017							24		
6/12/2018	3.4	1.8							
6/14/2018							23.1	30.5	
10/16/2018	3.3	1.5				10.7			
10/17/2018								30.7	
10/18/2018							26.9		
4/1/2019	4.2	1.6						24.1	
4/2/2019						9	24.1		
4/3/2019			5.2						
5/2/2019	4.3								
9/23/2019	3.1	1.2				8.6			
9/25/2019							25.1	23.6	
9/26/2019									
9/27/2019			394 (o)						
2/18/2020						8.2			
2/19/2020		1.3							
2/21/2020			2.6						
3/18/2020	3.1	1.4							

Time Series

Constituent: Chloride (mg/L) Analysis Run 5/23/2022 9:42 AM

Plant Bowen Client: Southern Company Data: Bowen AP-1

	BGWA-2 (bg)	BGWA-29 (bg)	BGWA-33 (bg)	BGWA-47D (bg)	BGWA-48D (bg)	BGWA-6	BGWC-10	BGWC-12	BGWC-14A
3/19/2020						7.8		20.5	
3/20/2020			4						
3/23/2020							20.8		
5/22/2020				6.6					32
5/25/2020					4				
6/23/2020				5.9	5.5				15.7
7/28/2020				5.9	4.6				20.6
9/2/2020				6					18.9
9/3/2020					6.3				
9/23/2020	4.2	1.1				8.4			
9/24/2020							25.4		
9/25/2020			3.3					20.2	
10/1/2020				6	7.5				18.6
11/10/2020				5.5	7.7				19.6
12/15/2020				6.3	8				20.7
1/20/2021				5.7	7.2				21.9
3/23/2021		1.2							
3/24/2021								18.4	14.1
3/25/2021				5.7	7.5				
3/26/2021	3.6								
3/30/2021							23.8		
3/31/2021						13.4			
4/1/2021			2.9						
8/16/2021	3.4	1.1		5.7	8	15.6			
8/18/2021							25.1	15.8	17.1
8/25/2021			3.3						
2/9/2022	3.7			5.4	8.9	10.1			10.8
2/10/2022		1.2							
2/11/2022							28.2	16.4	
2/16/2022			2.8						

Time Series

Constituent: Chloride (mg/L) Analysis Run 5/23/2022 9:42 AM

Plant Bowen Client: Southern Company Data: Bowen AP-1

	BGWC-16
6/6/2016	
6/7/2016	37
8/9/2016	
8/10/2016	
8/11/2016	41
8/12/2016	
8/16/2016	
8/22/2016	
10/3/2016	
10/4/2016	
10/6/2016	
10/7/2016	44
11/29/2016	
12/1/2016	
12/5/2016	
12/6/2016	48
1/10/2017	
2/13/2017	
2/14/2017	
2/15/2017	
2/16/2017	46
4/13/2017	
4/14/2017	
4/18/2017	41
5/25/2017	
5/30/2017	38
6/2/2017	
7/7/2017	
7/10/2017	
7/12/2017	
7/13/2017	
7/14/2017	35
10/9/2017	
10/10/2017	
10/11/2017	36
6/12/2018	27.2
6/14/2018	
10/16/2018	
10/17/2018	
10/18/2018	25.2
4/1/2019	
4/2/2019	20.3
4/3/2019	
5/2/2019	
9/23/2019	
9/25/2019	
9/26/2019	28.7
9/27/2019	
2/18/2020	
2/19/2020	
2/21/2020	
3/18/2020	

Time Series

Constituent: Chloride (mg/L) Analysis Run 5/23/2022 9:42 AM

Plant Bowen Client: Southern Company Data: Bowen AP-1

	BGWC-16
3/19/2020	22
3/20/2020	
3/23/2020	
5/22/2020	
5/25/2020	
6/23/2020	
7/28/2020	
9/2/2020	
9/3/2020	
9/23/2020	
9/24/2020	28.8
9/25/2020	
10/1/2020	
11/10/2020	
12/15/2020	
1/20/2021	
3/23/2021	
3/24/2021	24
3/25/2021	
3/26/2021	
3/30/2021	
3/31/2021	
4/1/2021	
8/16/2021	
8/18/2021	19.9
8/25/2021	
2/9/2022	
2/10/2022	
2/11/2022	22.3
2/16/2022	

Time Series

Constituent: Chloride (mg/L) Analysis Run 5/23/2022 9:42 AM

Plant Bowen Client: Southern Company Data: Bowen AP-1

	BGWC-17	BGWC-18	BGWC-19	BGWC-20	BGWC-21	BGWC-22	BGWC-23	BGWC-24	BGWC-25
6/7/2016	26								
6/8/2016		48	23	130	7.1	440			6.4
6/9/2016							480	1900	
8/11/2016	34								
8/12/2016		27	26	130					
8/15/2016									4.3
8/18/2016					6.9	500	400	1600	
10/7/2016	38	72	41						
10/10/2016				140	7.1	480	390	1400	3.5
12/6/2016	45	73							
12/7/2016			23	130			450	970	
12/8/2016					6.3	540			2.8
1/23/2017									
2/7/2017									
2/16/2017	40	19	31						
2/17/2017				140	5.6	570			
2/20/2017							470	1900	4.2
3/27/2017									
4/17/2017									
4/19/2017	38	13	30	140	5		420	1900	
4/20/2017						740			4.1
5/22/2017									
5/30/2017	41								
6/1/2017		8	13	130	4.9				4.4
6/5/2017						530	450	1900	
7/11/2017									
7/14/2017	36	11	19						
7/17/2017							470	2100	5
7/18/2017				140	4.2				
7/19/2017						540			
8/23/2017									
10/10/2017									
10/11/2017	45	24	19	130			510	1600	4.1
10/12/2017					4.8	700			
6/13/2018				150			598	1880	
6/14/2018	33.3	7.3			3.3	725			3.4
6/15/2018			9.3						
10/17/2018	41.8								
10/18/2018		10.9							
10/19/2018			15.3		4.1				
10/22/2018				149		827	639	2050	3.9
4/2/2019	18.7	4.5							
4/3/2019			9.7	144	5	856	679	1890	
4/4/2019									3.8
5/2/2019						999			
9/26/2019	47.1	60.5	26	128					
9/27/2019						996	918		
9/30/2019					4.7			2040	5.2
2/25/2020						547			
2/26/2020									
3/19/2020	21.9								
3/20/2020		5.3	6.6		4.2	665			

Time Series

Constituent: Chloride (mg/L) Analysis Run 5/23/2022 9:42 AM

Plant Bowen Client: Southern Company Data: Bowen AP-1

	BGWC-17	BGWC-18	BGWC-19	BGWC-20	BGWC-21	BGWC-22	BGWC-23	BGWC-24	BGWC-25
3/23/2020				125			788		
3/24/2020									3.6
3/25/2020								1670	
9/24/2020	50.1	30.3			4	1050	988		
9/25/2020								1640	
9/28/2020			8.6	152					5.6
3/24/2021	35.6	6.1							
3/25/2021									
3/26/2021			5.8				928	1240	5.7
3/29/2021				131	5	886			
7/19/2021						579	570	575	
7/20/2021									
8/19/2021	38.2	10.4							5.1
8/20/2021			4.4	144	4.4				
8/23/2021						879	898	1250	
11/1/2021						744	688	661	
2/11/2022	38.5								
2/14/2022							925		
2/15/2022						789		1120	
2/16/2022		7.7	6.7	141	4				5.7

Time Series

Constituent: Chloride (mg/L) Analysis Run 5/23/2022 9:42 AM

Plant Bowen Client: Southern Company Data: Bowen AP-1

	BGWC-30
6/7/2016	
6/8/2016	
6/9/2016	
8/11/2016	
8/12/2016	
8/15/2016	
8/18/2016	
10/7/2016	
10/10/2016	
12/6/2016	
12/7/2016	
12/8/2016	
1/23/2017	780
2/7/2017	780
2/16/2017	
2/17/2017	
2/20/2017	
3/27/2017	790
4/17/2017	770
4/19/2017	
4/20/2017	
5/22/2017	890
5/30/2017	
6/1/2017	
6/5/2017	870
7/11/2017	840
7/14/2017	
7/17/2017	
7/18/2017	
7/19/2017	
8/23/2017	800
10/10/2017	730
10/11/2017	
10/12/2017	
6/13/2018	
6/14/2018	
6/15/2018	390
10/17/2018	
10/18/2018	
10/19/2018	
10/22/2018	400
4/2/2019	333
4/3/2019	
4/4/2019	
5/2/2019	
9/26/2019	
9/27/2019	143
9/30/2019	
2/25/2020	
2/26/2020	100
3/19/2020	
3/20/2020	

Time Series

Constituent: Chloride (mg/L) Analysis Run 5/23/2022 9:42 AM

Plant Bowen Client: Southern Company Data: Bowen AP-1

	BGWC-30
3/23/2020	117
3/24/2020	
3/25/2020	
9/24/2020	
9/25/2020	127
9/28/2020	
3/24/2021	
3/25/2021	85.5
3/26/2021	
3/29/2021	
7/19/2021	
7/20/2021	95.3
8/19/2021	117
8/20/2021	
8/23/2021	
11/1/2021	133
2/11/2022	
2/14/2022	146
2/15/2022	
2/16/2022	

Time Series

Constituent: Chloride (mg/L) Analysis Run 5/23/2022 9:42 AM

Plant Bowen Client: Southern Company Data: Bowen AP-1

	BGWC-31	BGWC-32	BGWC-34D	BGWC-35D	BGWC-36D	BGWC-37D	BGWC-38D	BGWC-39	BGWC-40
10/17/2018					492				
10/18/2018	51.2								
10/19/2018			28						
10/22/2018		274		573					
4/2/2019					378				
4/4/2019	32.7		28.4	605					
4/5/2019		270							
5/3/2019		257							
9/24/2019	38		32.2						
9/26/2019		358		500					
9/27/2019					357				
11/15/2019		455							
12/13/2019								703	
12/16/2019									254
2/25/2020				441		160			
2/26/2020					185				
2/27/2020							386		
3/23/2020	28.4				187				
3/24/2020		203	28.4			127	445	155	
3/25/2020				291					219
5/4/2020									
9/2/2020							309		
9/25/2020		449		435		105			
9/28/2020	34.5		36.6		277				
9/29/2020								792	218
3/25/2021					248				
3/26/2021				696		87.7			
3/29/2021	9.4						227		
3/30/2021		355	37.2						175
3/31/2021								337	
8/19/2021							155		
8/20/2021	34.9			545		92.3			
8/23/2021					268				
8/24/2021			40.1					521	156
8/25/2021		274							
11/1/2021							206		
2/14/2022					241		237		
2/15/2022									
2/16/2022	30.9	262	39.2					409	150
2/17/2022				627		105			

Time Series

Constituent: Chloride (mg/L) Analysis Run 5/23/2022 9:42 AM

Plant Bowen Client: Southern Company Data: Bowen AP-1

	BGWC-41D
10/17/2018	
10/18/2018	
10/19/2018	
10/22/2018	
4/2/2019	
4/4/2019	
4/5/2019	
5/3/2019	
9/24/2019	
9/26/2019	
9/27/2019	
11/15/2019	
12/13/2019	
12/16/2019	
2/25/2020	
2/26/2020	
2/27/2020	
3/23/2020	
3/24/2020	
3/25/2020	
5/4/2020	218
9/2/2020	210
9/25/2020	
9/28/2020	
9/29/2020	
3/25/2021	
3/26/2021	
3/29/2021	
3/30/2021	
3/31/2021	261
8/19/2021	
8/20/2021	
8/23/2021	
8/24/2021	262
8/25/2021	
11/1/2021	
2/14/2022	
2/15/2022	296
2/16/2022	
2/17/2022	

Time Series

Constituent: Chloride (mg/L) Analysis Run 5/23/2022 9:42 AM

Plant Bowen Client: Southern Company Data: Bowen AP-1

	BGWC-42D	BGWC-43D	BGWC-44D	BGWC-7	BGWC-8	BGWC-9	BGWC-51	BGWC-52	BGWC-49D
6/6/2016						27			
6/7/2016					2				
6/8/2016				11					
8/10/2016					2.1				
8/11/2016				11		30			
10/4/2016					2.3				
10/5/2016						36			
10/6/2016				11					
12/2/2016					2.1				
12/5/2016						40			
12/6/2016				11					
2/14/2017					2				
2/15/2017				12		38			
4/14/2017					1.7				
4/17/2017						35			
4/18/2017				12					
5/26/2017					1.6	35			
6/2/2017				11					
7/10/2017					1.5				
7/11/2017						33			
7/14/2017				11					
10/10/2017					1.9	35			
10/11/2017				12					
6/12/2018					2.3	21.3			
6/13/2018				10.8					
10/16/2018					2.6				
10/17/2018						29.4			
10/18/2018				11.7					
4/1/2019					1.8	13.4			
4/2/2019				9.4					
9/24/2019				8	1.5	13.2			
3/18/2020					1.5				
3/19/2020				8.4		7.3			
5/4/2020		535	12.7						
5/11/2020	84.6								
5/20/2020	73.4	550							
9/3/2020	115	564	18.6						
9/23/2020					1.5				
9/24/2020						9.2			
9/25/2020				13.1					
1/28/2021							835	484	
3/24/2021					1.5	8			
3/29/2021		443							
3/30/2021				8.8			772	472	
3/31/2021			21.9						
4/1/2021	98.2								
4/19/2021									419
7/20/2021		384							
8/18/2021			12.8		1.7	8.5			
8/19/2021				7.6					
8/20/2021	131								
8/23/2021		478					756	384	

Time Series

Constituent: Chloride (mg/L) Analysis Run 5/23/2022 9:42 AM

Plant Bowen Client: Southern Company Data: Bowen AP-1

	BGWC-42D	BGWC-43D	BGWC-44D	BGWC-7	BGWC-8	BGWC-9	BGWC-51	BGWC-52	BGWC-49D
8/24/2021									433
2/9/2022			17						
2/10/2022					1.6	8.9			
2/11/2022				8					
2/14/2022							128	46.8	
2/15/2022		496							
2/17/2022	126								410

Time Series

Constituent: Chloride (mg/L) Analysis Run 5/23/2022 9:42 AM

Plant Bowen Client: Southern Company Data: Bowen AP-1

	BGWC-50D
6/6/2016	
6/7/2016	
6/8/2016	
8/10/2016	
8/11/2016	
10/4/2016	
10/5/2016	
10/6/2016	
12/2/2016	
12/5/2016	
12/6/2016	
2/14/2017	
2/15/2017	
4/14/2017	
4/17/2017	
4/18/2017	
5/26/2017	
6/2/2017	
7/10/2017	
7/11/2017	
7/14/2017	
10/10/2017	
10/11/2017	
6/12/2018	
6/13/2018	
10/16/2018	
10/17/2018	
10/18/2018	
4/1/2019	
4/2/2019	
9/24/2019	
3/18/2020	
3/19/2020	
5/4/2020	
5/11/2020	
5/20/2020	
9/3/2020	
9/23/2020	
9/24/2020	
9/25/2020	
1/28/2021	
3/24/2021	
3/29/2021	
3/30/2021	
3/31/2021	
4/1/2021	
4/19/2021	25.6
7/20/2021	
8/18/2021	10
8/19/2021	
8/20/2021	
8/23/2021	

Time Series

Constituent: Chloride (mg/L) Analysis Run 5/23/2022 9:42 AM

Plant Bowen Client: Southern Company Data: Bowen AP-1

	BGWC-50D
8/24/2021	
2/9/2022	15.3
2/10/2022	
2/11/2022	
2/14/2022	
2/15/2022	
2/17/2022	

Time Series

Constituent: Chromium (mg/L) Analysis Run 5/23/2022 9:42 AM

Plant Bowen Client: Southern Company Data: Bowen AP-1

	BGWA-2 (bg)	BGWA-29 (bg)	BGWA-33 (bg)	BGWA-47D (bg)	BGWA-48D (bg)	BGWA-6	BGWC-10	BGWC-12	BGWC-14A
6/6/2016	<0.005					<0.005			
6/7/2016							<0.005	<0.005	
8/9/2016	0.0019 (J)								
8/10/2016						0.0044 (J)			
8/11/2016									
8/12/2016								<0.005	
8/16/2016							<0.005		
8/22/2016		<0.005							
10/3/2016	<0.005								
10/4/2016		0.0013 (J)				<0.005			
10/6/2016								<0.005	
10/7/2016							<0.005		
11/29/2016	<0.005								
12/1/2016		<0.005				<0.005			
12/5/2016								<0.005	
12/6/2016							<0.005		
1/10/2017		<0.005							
2/13/2017	<0.005								
2/14/2017		<0.005				<0.005			
2/15/2017								<0.005	
2/16/2017							<0.005		
4/13/2017	0.0005 (J)					<0.005			
4/14/2017		0.0005 (J)							
4/18/2017							<0.005	<0.005	
5/25/2017	<0.005	0.0004 (J)				<0.005			
5/30/2017									
6/2/2017							<0.005	0.0003 (J)	
7/7/2017	0.0008 (J)					<0.005			
7/10/2017		0.0005 (J)							
7/12/2017							<0.005		
7/13/2017								<0.005	
7/14/2017									
3/26/2018	<0.005	<0.005							
3/27/2018							<0.005		
3/28/2018								<0.005	
2/25/2019	<0.005								
2/27/2019		<0.005							
2/28/2019							<0.005	<0.005	
4/1/2019	<0.005	<0.005						<0.005	
4/2/2019						<0.005	<0.005		
4/3/2019			<0.005						
9/23/2019	<0.005	0.00047 (J)				<0.005			
9/25/2019							<0.005	0.00055 (J)	
9/26/2019									
9/27/2019			<0.005						
2/18/2020	0.00048 (J)					<0.005			
2/19/2020		0.00053 (J)							
2/20/2020							<0.005		
2/21/2020			0.00051 (J)						
2/24/2020								<0.005	
3/18/2020	<0.005	0.00052 (J)							
3/19/2020						0.0015 (J)		0.0004 (J)	

Time Series

Constituent: Chromium (mg/L) Analysis Run 5/23/2022 9:42 AM

Plant Bowen Client: Southern Company Data: Bowen AP-1

	BGWA-2 (bg)	BGWA-29 (bg)	BGWA-33 (bg)	BGWA-47D (bg)	BGWA-48D (bg)	BGWA-6	BGWC-10	BGWC-12	BGWC-14A
3/20/2020			0.0007 (J)						
3/23/2020							0.0011 (J)		
5/22/2020				0.00044 (J)					<0.005
5/25/2020					<0.005				
6/23/2020				0.00043 (J)	0.00042 (J)				<0.005
7/28/2020				<0.005	<0.005				<0.005
9/2/2020				<0.005					<0.005
9/3/2020					<0.005				
9/23/2020	<0.005	<0.005				<0.005			
9/24/2020							<0.005		
9/25/2020			0.00083 (J)					0.00058 (J)	
10/1/2020				0.0014 (J)	0.00056 (J)				<0.005
11/10/2020				0.00059 (J)	<0.005				<0.005
12/15/2020				0.00069	<0.005				<0.005
1/20/2021				0.00061 (J)	<0.005				<0.005
2/16/2021	<0.005	0.00071 (J)							
2/17/2021				0.00099 (J)	0.00069 (J)				
2/18/2021						<0.005	<0.005		0.026
2/19/2021			0.00077 (J)					<0.005	
3/23/2021		0.00059 (J)							
3/24/2021								0.00079 (J)	<0.005
3/25/2021				<0.005	<0.005				
3/26/2021	0.00071 (J)								
3/30/2021							<0.005		
3/31/2021						<0.005			
4/1/2021			0.00076 (J)						
8/16/2021	<0.005	<0.005		0.0022 (J)	<0.005	<0.005			
8/18/2021							<0.005	<0.005	<0.005
8/25/2021			<0.005						
2/9/2022	<0.005			<0.005	<0.005	<0.005			<0.005
2/10/2022		<0.005							
2/11/2022							<0.005	<0.005	
2/16/2022			<0.005						

Time Series

Constituent: Chromium (mg/L) Analysis Run 5/23/2022 9:42 AM

Plant Bowen Client: Southern Company Data: Bowen AP-1

	BGWC-16
6/6/2016	
6/7/2016	<0.005
8/9/2016	
8/10/2016	
8/11/2016	<0.005
8/12/2016	
8/16/2016	
8/22/2016	
10/3/2016	
10/4/2016	
10/6/2016	
10/7/2016	<0.005
11/29/2016	
12/1/2016	
12/5/2016	
12/6/2016	<0.005
1/10/2017	
2/13/2017	
2/14/2017	
2/15/2017	
2/16/2017	<0.005
4/13/2017	
4/14/2017	
4/18/2017	<0.005
5/25/2017	
5/30/2017	<0.005
6/2/2017	
7/7/2017	
7/10/2017	
7/12/2017	
7/13/2017	
7/14/2017	<0.005
3/26/2018	
3/27/2018	<0.005
3/28/2018	
2/25/2019	<0.005
2/27/2019	
2/28/2019	
4/1/2019	
4/2/2019	<0.005
4/3/2019	
9/23/2019	
9/25/2019	
9/26/2019	<0.005
9/27/2019	
2/18/2020	
2/19/2020	
2/20/2020	<0.005
2/21/2020	
2/24/2020	
3/18/2020	
3/19/2020	0.00071 (J)

Time Series

Constituent: Chromium (mg/L) Analysis Run 5/23/2022 9:42 AM

Plant Bowen Client: Southern Company Data: Bowen AP-1

	BGWC-16
3/20/2020	
3/23/2020	
5/22/2020	
5/25/2020	
6/23/2020	
7/28/2020	
9/2/2020	
9/3/2020	
9/23/2020	
9/24/2020	<0.005
9/25/2020	
10/1/2020	
11/10/2020	
12/15/2020	
1/20/2021	
2/16/2021	
2/17/2021	
2/18/2021	0.0019 (J)
2/19/2021	
3/23/2021	
3/24/2021	<0.005
3/25/2021	
3/26/2021	
3/30/2021	
3/31/2021	
4/1/2021	
8/16/2021	
8/18/2021	<0.005
8/25/2021	
2/9/2022	
2/10/2022	
2/11/2022	<0.005
2/16/2022	

Time Series

Constituent: Chromium (mg/L) Analysis Run 5/23/2022 9:42 AM

Plant Bowen Client: Southern Company Data: Bowen AP-1

	BGWC-17	BGWC-18	BGWC-19	BGWC-20	BGWC-21	BGWC-22	BGWC-23	BGWC-24	BGWC-25
6/7/2016	<0.005								
6/8/2016		<0.005	<0.005	<0.005	<0.005	<0.005			<0.005
6/9/2016							<0.005	<0.005	
8/11/2016	<0.005								
8/12/2016		<0.005	<0.005	<0.005					
8/15/2016									<0.005
8/18/2016					<0.005	<0.005	<0.005	<0.005	
10/7/2016	<0.005	0.0011 (J)	<0.005						
10/10/2016				<0.005	<0.005	<0.005	<0.005	0.0009 (J)	<0.005
12/6/2016	<0.005	<0.005							
12/7/2016			<0.005	<0.005			0.002 (J)	<0.005	
12/8/2016					<0.005	<0.005			<0.005
1/23/2017									
2/7/2017									
2/16/2017	<0.005	<0.005	<0.005						
2/17/2017				<0.005	<0.005	<0.005			
2/20/2017							<0.005	<0.005	<0.005
3/27/2017									
4/17/2017									
4/19/2017	<0.005	<0.005	<0.005	<0.005	<0.005		<0.005	<0.005	
4/20/2017						<0.005			<0.005
5/22/2017									
5/30/2017	<0.005								
6/1/2017		<0.005	<0.005	<0.005	<0.005				<0.005
6/5/2017						<0.005	<0.005	<0.005	
7/11/2017									
7/14/2017	<0.005	<0.005	<0.005						
7/17/2017							<0.005	<0.005	<0.005
7/18/2017				<0.005	<0.005				
7/19/2017						<0.005			
8/23/2017									
3/26/2018									
3/27/2018	<0.005	<0.005	<0.005						
3/28/2018				<0.005	<0.005				<0.005
3/29/2018						<0.005	<0.005	<0.005	
2/27/2019	<0.005	<0.005		0.0048 (J)					
3/1/2019			<0.005			<0.005	0.0033 (J)	<0.005	<0.005
4/2/2019	0.00044 (J)	<0.005							
4/3/2019			<0.005	0.00088 (J)	<0.005	<0.005	0.00057 (J)	<0.005	
4/4/2019									<0.005
9/26/2019	<0.005	<0.005	<0.005	0.0022 (J)					
9/27/2019						<0.005	<0.005		
9/30/2019					<0.005			<0.005	0.0021 (J)
2/24/2020	<0.005	<0.005	<0.005	0.00096 (J)					
2/25/2020						<0.005	<0.005		
2/26/2020					<0.005			0.00051 (J)	<0.005
3/19/2020	0.00039 (J)								
3/20/2020		0.00046 (J)	<0.005		0.00041 (J)	<0.005			
3/23/2020				0.00091 (J)			0.00043 (J)		
3/24/2020									<0.005
3/25/2020								<0.005	
9/24/2020	<0.005	<0.005			<0.005	<0.005	<0.005		

Time Series

Constituent: Chromium (mg/L) Analysis Run 5/23/2022 9:42 AM

Plant Bowen Client: Southern Company Data: Bowen AP-1

	BGWC-17	BGWC-18	BGWC-19	BGWC-20	BGWC-21	BGWC-22	BGWC-23	BGWC-24	BGWC-25
9/25/2020								0.00058 (J)	
9/28/2020			<0.005	0.0028 (J)					<0.005
2/18/2021	<0.005	<0.005	<0.005	0.00078 (J)					
2/19/2021					<0.005	<0.005	<0.005	<0.005	
2/23/2021									<0.005
3/8/2021									
3/24/2021	<0.005	0.00065 (J)							
3/25/2021									
3/26/2021			<0.005				<0.005	<0.005	<0.005
3/29/2021				0.0011 (J)	0.0025 (J)	<0.005			
8/19/2021	<0.005	<0.005							<0.005
8/20/2021			<0.005	<0.005	<0.005				
8/23/2021						<0.005	0.0015 (J)	<0.005	
2/11/2022	<0.005								
2/14/2022							<0.005		
2/15/2022						<0.005		<0.005	
2/16/2022		<0.005	<0.005	<0.005	<0.005				<0.005

Time Series

Constituent: Chromium (mg/L) Analysis Run 5/23/2022 9:42 AM

Plant Bowen Client: Southern Company Data: Bowen AP-1

	BGWC-30
6/7/2016	
6/8/2016	
6/9/2016	
8/11/2016	
8/12/2016	
8/15/2016	
8/18/2016	
10/7/2016	
10/10/2016	
12/6/2016	
12/7/2016	
12/8/2016	
1/23/2017	0.001 (J)
2/7/2017	<0.005
2/16/2017	
2/17/2017	
2/20/2017	
3/27/2017	<0.005
4/17/2017	<0.005
4/19/2017	
4/20/2017	
5/22/2017	0.0004 (J)
5/30/2017	
6/1/2017	
6/5/2017	0.0004 (J)
7/11/2017	0.0012 (J)
7/14/2017	
7/17/2017	
7/18/2017	
7/19/2017	
8/23/2017	0.0009 (J)
3/26/2018	<0.005
3/27/2018	
3/28/2018	
3/29/2018	
2/27/2019	
3/1/2019	<0.005
4/2/2019	0.00095 (J)
4/3/2019	
4/4/2019	
9/26/2019	
9/27/2019	0.00056 (J)
9/30/2019	
2/24/2020	
2/25/2020	
2/26/2020	0.00073 (J)
3/19/2020	
3/20/2020	
3/23/2020	0.00098 (J)
3/24/2020	
3/25/2020	
9/24/2020	

Time Series

Constituent: Chromium (mg/L) Analysis Run 5/23/2022 9:42 AM

Plant Bowen Client: Southern Company Data: Bowen AP-1

	BGWC-30
9/25/2020	0.00087 (J)
9/28/2020	
2/18/2021	
2/19/2021	
2/23/2021	
3/8/2021	0.0011 (J)
3/24/2021	
3/25/2021	0.00082 (J)
3/26/2021	
3/29/2021	
8/19/2021	<0.005
8/20/2021	
8/23/2021	
2/11/2022	
2/14/2022	0.0014 (J)
2/15/2022	
2/16/2022	

Time Series

Constituent: Chromium (mg/L) Analysis Run 5/23/2022 9:42 AM

Plant Bowen Client: Southern Company Data: Bowen AP-1

	BGWC-31	BGWC-32	BGWC-34D	BGWC-35D	BGWC-36D	BGWC-37D	BGWC-38D	BGWC-39	BGWC-40
4/2/2019					0.001 (J)				
4/4/2019	<0.005		<0.005	0.0011 (J)					
4/5/2019		<0.005							
9/24/2019	0.00064 (J)		<0.005						
9/26/2019		0.00062 (J)		0.00067 (J)					
9/27/2019					0.0006 (J)				
2/25/2020				<0.005		<0.005			
2/26/2020	<0.005				<0.005				
2/27/2020		0.00072 (J)	<0.005				0.0031 (J)	<0.005	
2/28/2020									0.00043 (J)
3/23/2020	0.0011 (J)				<0.005				
3/24/2020		0.0012 (J)	<0.005			0.00068 (J)	0.00042 (J)	0.001 (J)	
3/25/2020				<0.005					0.00058 (J)
9/2/2020							<0.005		
9/25/2020		0.00057 (J)		0.00072 (J)		0.00068 (J)			
9/28/2020	0.00056 (J)		<0.005		<0.005				
9/29/2020								<0.005	0.00082 (J)
2/19/2021			<0.005						
2/22/2021	<0.005			<0.005		<0.005		<0.005	<0.005
2/23/2021		<0.005							
3/8/2021					0.00057 (J)				
3/9/2021							<0.005		
3/25/2021					0.00057 (J)				
3/26/2021				<0.005		<0.005			
3/29/2021	<0.005						<0.005		
3/30/2021		<0.005	<0.005						0.00081 (J)
3/31/2021								<0.005	
8/19/2021							<0.005		
8/20/2021	<0.005			<0.005		<0.005			
8/23/2021					<0.005				
8/24/2021			<0.005					<0.005	<0.005
8/25/2021		0.0043 (J)							
2/14/2022					<0.005		<0.005		
2/15/2022									
2/16/2022	<0.005	<0.005	<0.005					<0.005	0.0011 (J)
2/17/2022				<0.005		<0.005			

Time Series

Constituent: Chromium (mg/L) Analysis Run 5/23/2022 9:42 AM

Plant Bowen Client: Southern Company Data: Bowen AP-1

	BGWC-41D
4/2/2019	
4/4/2019	
4/5/2019	
9/24/2019	
9/26/2019	
9/27/2019	
2/25/2020	
2/26/2020	
2/27/2020	
2/28/2020	
3/23/2020	
3/24/2020	
3/25/2020	
9/2/2020	<0.005
9/25/2020	
9/28/2020	
9/29/2020	
2/19/2021	
2/22/2021	<0.005
2/23/2021	
3/8/2021	
3/9/2021	
3/25/2021	
3/26/2021	
3/29/2021	
3/30/2021	
3/31/2021	0.00068 (J)
8/19/2021	
8/20/2021	
8/23/2021	
8/24/2021	<0.005
8/25/2021	
2/14/2022	
2/15/2022	<0.005
2/16/2022	
2/17/2022	

Time Series

Constituent: Chromium (mg/L) Analysis Run 5/23/2022 9:42 AM

Plant Bowen Client: Southern Company Data: Bowen AP-1

	BGWC-42D	BGWC-43D	BGWC-44D	BGWC-7	BGWC-8	BGWC-9	BGWC-51	BGWC-52	BGWC-49D
6/6/2016						<0.005			
6/7/2016					<0.005				
6/8/2016				<0.005					
8/10/2016					0.0052 (J)				
8/11/2016				<0.005		<0.005			
10/4/2016					0.0015 (J)				
10/5/2016						0.002 (J)			
10/6/2016				<0.005					
12/2/2016					0.0013 (J)				
12/5/2016						<0.005			
12/6/2016				<0.005					
2/14/2017					<0.005				
2/15/2017				<0.005		<0.005			
4/14/2017					0.0011 (J)				
4/17/2017						<0.005			
4/18/2017				<0.005					
5/26/2017					0.0008 (J)	<0.005			
6/2/2017				<0.005					
7/10/2017					0.0009 (J)				
7/11/2017						<0.005			
7/14/2017				<0.005					
3/26/2018					<0.005				
3/27/2018				<0.005		<0.005			
2/25/2019					<0.005				
2/28/2019				<0.005					
4/1/2019					0.00091 (J)	<0.005			
4/2/2019				<0.005					
9/24/2019				0.00055 (J)	0.063	<0.005			
2/19/2020					0.0011 (J)				
2/20/2020						<0.005			
2/21/2020				<0.005					
3/18/2020					0.0014 (J)				
3/19/2020				0.00061 (J)		<0.005			
9/3/2020	<0.005	<0.005	<0.005						
9/23/2020					0.0013 (J)				
9/24/2020						<0.005			
9/25/2020				<0.005					
1/28/2021							<0.005	<0.005	
2/16/2021					0.001 (J)				
2/17/2021						<0.005			
2/18/2021			0.00093 (J)	<0.005					
2/22/2021	0.0011 (J)								
2/23/2021							0.0006 (J)	<0.005	
3/8/2021		<0.005							
3/24/2021					0.0013 (J)	<0.005			
3/29/2021		<0.005							
3/30/2021				0.00095 (J)			<0.005	0.00061 (J)	
3/31/2021			0.00094 (J)						
4/1/2021	0.00062 (J)								
4/19/2021									0.00071 (J)
8/18/2021			<0.005		0.0012 (J)	<0.005			
8/19/2021				<0.005					

Time Series

Constituent: Chromium (mg/L) Analysis Run 5/23/2022 9:42 AM

Plant Bowen Client: Southern Company Data: Bowen AP-1

	BGWC-42D	BGWC-43D	BGWC-44D	BGWC-7	BGWC-8	BGWC-9	BGWC-51	BGWC-52	BGWC-49D
8/20/2021	<0.005								
8/23/2021		<0.005					<0.005	<0.005	
8/24/2021									<0.005
2/9/2022			<0.005						
2/10/2022					0.0014 (J)	<0.005			
2/11/2022				<0.005					
2/14/2022							<0.005	0.0013 (J)	
2/15/2022		0.0024 (J)							
2/17/2022	<0.005								<0.005

Time Series

Constituent: Chromium (mg/L) Analysis Run 5/23/2022 9:42 AM

Plant Bowen Client: Southern Company Data: Bowen AP-1

	BGWC-50D
6/6/2016	
6/7/2016	
6/8/2016	
8/10/2016	
8/11/2016	
10/4/2016	
10/5/2016	
10/6/2016	
12/2/2016	
12/5/2016	
12/6/2016	
2/14/2017	
2/15/2017	
4/14/2017	
4/17/2017	
4/18/2017	
5/26/2017	
6/2/2017	
7/10/2017	
7/11/2017	
7/14/2017	
3/26/2018	
3/27/2018	
2/25/2019	
2/28/2019	
4/1/2019	
4/2/2019	
9/24/2019	
2/19/2020	
2/20/2020	
2/21/2020	
3/18/2020	
3/19/2020	
9/3/2020	
9/23/2020	
9/24/2020	
9/25/2020	
1/28/2021	
2/16/2021	
2/17/2021	
2/18/2021	
2/22/2021	
2/23/2021	
3/8/2021	
3/24/2021	
3/29/2021	
3/30/2021	
3/31/2021	
4/1/2021	
4/19/2021	<0.005
8/18/2021	<0.005
8/19/2021	

Time Series

Constituent: Chromium (mg/L) Analysis Run 5/23/2022 9:42 AM

Plant Bowen Client: Southern Company Data: Bowen AP-1

	BGWC-50D
8/20/2021	
8/23/2021	
8/24/2021	
2/9/2022	<0.005
2/10/2022	
2/11/2022	
2/14/2022	
2/15/2022	
2/17/2022	

Time Series

Constituent: Cobalt (mg/L) Analysis Run 5/23/2022 9:42 AM

Plant Bowen Client: Southern Company Data: Bowen AP-1

	BGWA-2 (bg)	BGWA-29 (bg)	BGWA-33 (bg)	BGWA-47D (bg)	BGWA-48D (bg)	BGWA-6	BGWC-10	BGWC-12	BGWC-14A
6/6/2016	<0.005					<0.005			
6/7/2016							<0.005	<0.005	
8/9/2016	0.0005 (J)								
8/10/2016						0.0006 (J)			
8/11/2016									
8/12/2016								<0.005	
8/16/2016							<0.005		
8/22/2016		<0.005							
10/3/2016	<0.005								
10/4/2016		<0.005				<0.005			
10/6/2016								<0.005	
10/7/2016							<0.005		
11/29/2016	<0.005								
12/1/2016		<0.005				<0.005			
12/5/2016								0.0006 (J)	
12/6/2016							<0.005		
1/10/2017		<0.005							
2/13/2017	<0.005								
2/14/2017		<0.005				<0.005			
2/15/2017								<0.005	
2/16/2017							<0.005		
4/13/2017	<0.005					<0.005			
4/14/2017		<0.005							
4/18/2017							<0.005	<0.005	
5/25/2017	<0.005	<0.005				<0.005			
5/30/2017									
6/2/2017							<0.005	<0.005	
7/7/2017	<0.005					<0.005			
7/10/2017		<0.005							
7/12/2017							<0.005		
7/13/2017								0.0003 (J)	
7/14/2017									
3/26/2018	<0.005	<0.005							
3/27/2018							<0.005		
3/28/2018								<0.005	
6/12/2018	<0.005	<0.005							
6/14/2018							<0.005	<0.005	
10/16/2018	<0.005	<0.005				0.00094 (J)			
10/17/2018								<0.005	
10/18/2018							<0.005		
2/25/2019	<0.005								
2/27/2019		<0.005							
2/28/2019							<0.005	<0.005	
4/1/2019	0.00014 (J)	<0.005						0.00034 (J)	
4/2/2019						0.00016 (J)	0.00027 (J)		
4/3/2019			0.00011 (J)						
5/2/2019	<0.005								
9/23/2019	0.00047 (J)	<0.005				0.00042 (J)			
9/25/2019							0.00056 (J)	0.0004 (J)	
9/26/2019									
9/27/2019			<0.005						
2/18/2020	<0.005					0.00032 (J)			

Time Series

Constituent: Cobalt (mg/L) Analysis Run 5/23/2022 9:42 AM

Plant Bowen Client: Southern Company Data: Bowen AP-1

	BGWA-2 (bg)	BGWA-29 (bg)	BGWA-33 (bg)	BGWA-47D (bg)	BGWA-48D (bg)	BGWA-6	BGWC-10	BGWC-12	BGWC-14A
2/19/2020		<0.005							
2/20/2020							<0.005		
2/21/2020			<0.005						
2/24/2020								0.00034 (J)	
3/18/2020	<0.005	<0.005							
3/19/2020						<0.005		0.00035 (J)	
3/20/2020			<0.005						
3/23/2020							0.00031 (J)		
5/22/2020				<0.005					0.00041 (J)
5/25/2020					<0.005				
6/23/2020				0.00031 (J)	<0.005				<0.005
7/28/2020				<0.005	0.00064 (J)				<0.005
9/2/2020				<0.005					0.001 (J)
9/3/2020					<0.005				
9/23/2020	<0.005	<0.005				<0.005			
9/24/2020							<0.005		
9/25/2020			<0.005					0.00049 (J)	
10/1/2020				<0.005	0.00039 (J)				0.0018 (J)
11/10/2020				<0.005	<0.005				0.0016 (J)
12/15/2020				<0.005	<0.005				0.0018
1/20/2021				<0.005	<0.005				0.0019 (J)
2/16/2021	<0.005	<0.005							
2/17/2021				<0.005	<0.005				
2/18/2021						<0.005	<0.005		0.0013 (J)
2/19/2021			<0.005					0.00066 (J)	
3/23/2021		<0.005							
3/24/2021								0.00048 (J)	<0.005
3/25/2021				<0.005	<0.005				
3/26/2021	<0.005								
3/30/2021							0.00052 (J)		
3/31/2021						0.00094 (J)			
4/1/2021			<0.005						
8/16/2021	<0.005	<0.005		<0.005	<0.005	0.00052 (J)			
8/18/2021							0.00042 (J)	0.00085 (J)	0.0034 (J)
8/25/2021			<0.005						
2/9/2022	<0.005			<0.005	<0.005	0.0005 (J)			<0.005
2/10/2022		<0.005							
2/11/2022							0.00047 (J)	0.00057 (J)	
2/16/2022			<0.005						

Time Series

Constituent: Cobalt (mg/L) Analysis Run 5/23/2022 9:42 AM

Plant Bowen Client: Southern Company Data: Bowen AP-1

	BGWC-16
6/6/2016	
6/7/2016	0.0037
8/9/2016	
8/10/2016	
8/11/2016	0.0039 (J)
8/12/2016	
8/16/2016	
8/22/2016	
10/3/2016	
10/4/2016	
10/6/2016	
10/7/2016	0.0043 (J)
11/29/2016	
12/1/2016	
12/5/2016	
12/6/2016	0.005 (J)
1/10/2017	
2/13/2017	
2/14/2017	
2/15/2017	
2/16/2017	0.0054 (J)
4/13/2017	
4/14/2017	
4/18/2017	0.0054 (J)
5/25/2017	
5/30/2017	0.0045 (J)
6/2/2017	
7/7/2017	
7/10/2017	
7/12/2017	
7/13/2017	
7/14/2017	0.0049 (J)
3/26/2018	
3/27/2018	<0.005
3/28/2018	
6/12/2018	0.0048 (J)
6/14/2018	
10/16/2018	
10/17/2018	
10/18/2018	0.0047 (J)
2/25/2019	0.0071 (J)
2/27/2019	
2/28/2019	
4/1/2019	
4/2/2019	0.0056 (J)
4/3/2019	
5/2/2019	
9/23/2019	
9/25/2019	
9/26/2019	0.0093
9/27/2019	
2/18/2020	

Time Series

Constituent: Cobalt (mg/L) Analysis Run 5/23/2022 9:42 AM

Plant Bowen Client: Southern Company Data: Bowen AP-1

	BGWC-16
2/19/2020	
2/20/2020	0.0092
2/21/2020	
2/24/2020	
3/18/2020	
3/19/2020	0.0089
3/20/2020	
3/23/2020	
5/22/2020	
5/25/2020	
6/23/2020	
7/28/2020	
9/2/2020	
9/3/2020	
9/23/2020	
9/24/2020	0.0095
9/25/2020	
10/1/2020	
11/10/2020	
12/15/2020	
1/20/2021	
2/16/2021	
2/17/2021	
2/18/2021	0.0088
2/19/2021	
3/23/2021	
3/24/2021	0.0078
3/25/2021	
3/26/2021	
3/30/2021	
3/31/2021	
4/1/2021	
8/16/2021	
8/18/2021	0.0098
8/25/2021	
2/9/2022	
2/10/2022	
2/11/2022	0.0097
2/16/2022	

Time Series

Constituent: Cobalt (mg/L) Analysis Run 5/23/2022 9:42 AM

Plant Bowen Client: Southern Company Data: Bowen AP-1

	BGWC-17	BGWC-18	BGWC-19	BGWC-20	BGWC-21	BGWC-22	BGWC-23	BGWC-24	BGWC-25
6/7/2016	<0.005								
6/8/2016		0.00071 (J)	<0.005	<0.005	0.00041 (J)	0.0079			<0.005
6/9/2016							<0.005	0.0026	
8/11/2016	<0.005								
8/12/2016		0.0006 (J)	<0.005	<0.005					
8/15/2016									<0.005
8/18/2016					<0.005	0.0109	<0.005	0.0021 (J)	
10/7/2016	<0.005	0.0005 (J)	<0.005						
10/10/2016				<0.005	<0.005	0.011	<0.005	0.0018 (J)	<0.005
12/6/2016	<0.005	0.0009 (J)							
12/7/2016			<0.005	0.0008 (J)			0.0015 (J)	0.0018 (J)	
12/8/2016					0.0006 (J)	0.013			0.0006 (J)
1/23/2017									
2/7/2017									
2/16/2017	<0.005	<0.005	<0.005						
2/17/2017				<0.005	<0.005	0.0122			
2/20/2017							<0.005	0.0027 (J)	<0.005
3/27/2017									
4/17/2017									
4/19/2017	<0.005	<0.005	<0.005	<0.005	<0.005		<0.005	0.0032 (J)	
4/20/2017						0.0116			<0.005
5/22/2017									
5/30/2017	<0.005								
6/1/2017		<0.005	<0.005	<0.005	<0.005				<0.005
6/5/2017						0.0112	<0.005	0.0034 (J)	
7/11/2017									
7/14/2017	<0.005	<0.005	<0.005						
7/17/2017							<0.005	0.0033 (J)	<0.005
7/18/2017				<0.005	0.0004 (J)				
7/19/2017						0.0131			
8/23/2017									
3/26/2018									
3/27/2018	<0.005	<0.005	<0.005						
3/28/2018				<0.005	<0.005				<0.005
3/29/2018						0.016	<0.005	<0.005	
6/13/2018				<0.005			<0.005	0.0039 (J)	
6/14/2018	<0.005	<0.005			<0.005	0.017			<0.005
6/15/2018			<0.005						
10/17/2018	<0.005								
10/18/2018		<0.005							
10/19/2018			<0.005		<0.005				
10/22/2018				<0.005		0.021	<0.005	0.0043 (J)	<0.005
2/27/2019	<0.005	<0.005		<0.005					
3/1/2019			<0.005			0.017	<0.005	0.0055 (J)	<0.005
4/2/2019	0.00015 (J)	0.00012 (J)							
4/3/2019			7.2E-05 (J)	0.00024 (J)	0.00064 (J)	0.019	0.00058 (J)	0.0048 (J)	
4/4/2019									0.00022 (J)
5/2/2019						0.023 (J)			
9/26/2019	<0.005	<0.005	<0.005	<0.005					
9/27/2019						0.027	0.00034 (J)		
9/30/2019					0.0004 (J)			0.0048 (J)	<0.005
2/24/2020	<0.005	<0.005	<0.005	<0.005					

Time Series

Constituent: Cobalt (mg/L) Analysis Run 5/23/2022 9:42 AM

Plant Bowen Client: Southern Company Data: Bowen AP-1

	BGWC-17	BGWC-18	BGWC-19	BGWC-20	BGWC-21	BGWC-22	BGWC-23	BGWC-24	BGWC-25
2/25/2020						0.017	0.00046 (J)		
2/26/2020					0.00037 (J)			0.0045 (J)	<0.005
3/19/2020	<0.005								
3/20/2020		<0.005	<0.005		<0.005	0.02			
3/23/2020				0.00036 (J)			0.0004 (J)		
3/24/2020									<0.005
3/25/2020								0.0037 (J)	
9/24/2020	<0.005	<0.005			0.00098 (J)	0.041	<0.005		
9/25/2020								0.0038 (J)	
9/28/2020			<0.005	<0.005					<0.005
2/18/2021	<0.005	<0.005	<0.005	<0.005					
2/19/2021					0.0013 (J)	0.032	0.00044 (J)	0.0042 (J)	
2/23/2021									<0.005
3/8/2021									
3/24/2021	<0.005	<0.005							
3/25/2021									
3/26/2021			<0.005				<0.005	<0.005	<0.005
3/29/2021				<0.005	0.00069 (J)	0.029 (J)			
7/19/2021						0.039	<0.005	0.0034 (J)	
7/20/2021									
8/19/2021	<0.005	<0.005							<0.005
8/20/2021			<0.005	<0.005	0.00058 (J)				
8/23/2021						0.029	0.00047 (J)	0.0062	
11/1/2021						0.04	<0.005	0.0038 (J)	
2/11/2022	<0.005								
2/14/2022							<0.005		
2/15/2022						0.03		0.0037 (J)	
2/16/2022		<0.005	<0.005	<0.005	0.0021 (J)				<0.005

Time Series

Constituent: Cobalt (mg/L) Analysis Run 5/23/2022 9:42 AM

Plant Bowen Client: Southern Company Data: Bowen AP-1

	BGWC-30
6/7/2016	
6/8/2016	
6/9/2016	
8/11/2016	
8/12/2016	
8/15/2016	
8/18/2016	
10/7/2016	
10/10/2016	
12/6/2016	
12/7/2016	
12/8/2016	
1/23/2017	0.0012 (J)
2/7/2017	0.0008 (J)
2/16/2017	
2/17/2017	
2/20/2017	
3/27/2017	0.001 (J)
4/17/2017	0.0009 (J)
4/19/2017	
4/20/2017	
5/22/2017	0.0008 (J)
5/30/2017	
6/1/2017	
6/5/2017	0.0008 (J)
7/11/2017	0.0008 (J)
7/14/2017	
7/17/2017	
7/18/2017	
7/19/2017	
8/23/2017	0.0006 (J)
3/26/2018	<0.005
3/27/2018	
3/28/2018	
3/29/2018	
6/13/2018	
6/14/2018	
6/15/2018	<0.005
10/17/2018	
10/18/2018	
10/19/2018	
10/22/2018	<0.005
2/27/2019	
3/1/2019	<0.005
4/2/2019	0.00022 (J)
4/3/2019	
4/4/2019	
5/2/2019	
9/26/2019	
9/27/2019	<0.005
9/30/2019	
2/24/2020	

Time Series

Constituent: Cobalt (mg/L) Analysis Run 5/23/2022 9:42 AM

Plant Bowen Client: Southern Company Data: Bowen AP-1

	BGWC-30
2/25/2020	
2/26/2020	<0.005
3/19/2020	
3/20/2020	
3/23/2020	<0.005
3/24/2020	
3/25/2020	
9/24/2020	
9/25/2020	<0.005
9/28/2020	
2/18/2021	
2/19/2021	
2/23/2021	
3/8/2021	<0.005
3/24/2021	
3/25/2021	<0.005
3/26/2021	
3/29/2021	
7/19/2021	
7/20/2021	<0.005
8/19/2021	0.002 (J)
8/20/2021	
8/23/2021	
11/1/2021	<0.005
2/11/2022	
2/14/2022	<0.005
2/15/2022	
2/16/2022	

Time Series

Constituent: Cobalt (mg/L) Analysis Run 5/23/2022 9:42 AM

Plant Bowen Client: Southern Company Data: Bowen AP-1

	BGWC-31	BGWC-32	BGWC-34D	BGWC-35D	BGWC-36D	BGWC-37D	BGWC-38D	BGWC-39	BGWC-40
10/17/2018					0.00057 (J)				
10/18/2018	0.00079 (J)								
10/19/2018			0.0012 (J)						
10/22/2018		0.0037 (J)		<0.005					
4/2/2019					0.0011 (J)				
4/4/2019	0.00051 (J)		0.00042 (J)	0.0011 (J)					
4/5/2019		0.011							
5/3/2019		0.0078 (J)							
9/24/2019	0.00041 (J)		<0.005						
9/26/2019		0.01		0.0019 (J)					
9/27/2019					0.0009 (J)				
11/15/2019		0.0077							
12/13/2019								0.0033 (J)	
2/25/2020				0.0011 (J)		0.0015 (J)			
2/26/2020	0.00031 (J)				0.00058 (J)				
2/27/2020		0.00095 (J)	<0.005				0.014	0.00047 (J)	
2/28/2020									0.00049 (J)
3/23/2020	0.00036 (J)				0.00049 (J)				
3/24/2020		0.0037 (J)	0.00039 (J)			0.0019 (J)	0.0065	<0.005	
3/25/2020				0.00046 (J)					0.00056 (J)
9/2/2020							0.0043 (J)		
9/25/2020		0.0081		0.00082 (J)		0.0011 (J)			
9/28/2020	0.00046 (J)		0.00048 (J)		0.00038 (J)				
9/29/2020								0.00061 (J)	0.00044 (J)
2/19/2021			0.00057 (J)						
2/22/2021	<0.005			0.0011 (J)		0.0007 (J)		<0.005	0.0006 (J)
2/23/2021		0.0062							
3/8/2021					<0.005				
3/9/2021							0.0014 (J)		
3/25/2021					<0.005				
3/26/2021				0.0015 (J)		0.0011 (J)			
3/29/2021	<0.005						0.0015 (J)		
3/30/2021		0.0014 (J)	0.00065 (J)						0.00052 (J)
3/31/2021								<0.005	
8/19/2021							0.004 (J)		
8/20/2021	<0.005			0.0018 (J)		0.00088 (J)			
8/23/2021					<0.005				
8/24/2021			0.00085 (J)					<0.005	0.00061 (J)
8/25/2021		0.0018 (J)							
11/1/2021							0.0033 (J)		
2/14/2022					<0.005		0.0019 (J)		
2/15/2022									
2/16/2022	<0.005	<0.005	0.001 (J)					<0.005	0.00052 (J)
2/17/2022				0.0024 (J)		0.00056 (J)			

Time Series

Constituent: Cobalt (mg/L) Analysis Run 5/23/2022 9:42 AM

Plant Bowen Client: Southern Company Data: Bowen AP-1

	BGWC-41D
10/17/2018	
10/18/2018	
10/19/2018	
10/22/2018	
4/2/2019	
4/4/2019	
4/5/2019	
5/3/2019	
9/24/2019	
9/26/2019	
9/27/2019	
11/15/2019	
12/13/2019	
2/25/2020	
2/26/2020	
2/27/2020	
2/28/2020	
3/23/2020	
3/24/2020	
3/25/2020	
9/2/2020	0.00075 (J)
9/25/2020	
9/28/2020	
9/29/2020	
2/19/2021	
2/22/2021	0.00053 (J)
2/23/2021	
3/8/2021	
3/9/2021	
3/25/2021	
3/26/2021	
3/29/2021	
3/30/2021	
3/31/2021	<0.005
8/19/2021	
8/20/2021	
8/23/2021	
8/24/2021	0.00044 (J)
8/25/2021	
11/1/2021	
2/14/2022	
2/15/2022	<0.005
2/16/2022	
2/17/2022	

Time Series

Constituent: Cobalt (mg/L) Analysis Run 5/23/2022 9:42 AM

Plant Bowen Client: Southern Company Data: Bowen AP-1

	BGWC-42D	BGWC-43D	BGWC-44D	BGWC-7	BGWC-8	BGWC-9	BGWC-51	BGWC-52	BGWC-49D
6/6/2016						<0.005			
6/7/2016					0.00013 (J)				
6/8/2016				0.00081 (J)					
8/10/2016					0.0003 (J)				
8/11/2016				0.0007 (J)		0.0003 (J)			
10/4/2016					<0.005				
10/5/2016						<0.005			
10/6/2016				<0.005					
12/2/2016					<0.005				
12/5/2016						0.0006 (J)			
12/6/2016				0.0009 (J)					
2/14/2017					<0.005				
2/15/2017				<0.005		<0.005			
4/14/2017					<0.005				
4/17/2017						<0.005			
4/18/2017				0.0005 (J)					
5/26/2017					<0.005	<0.005			
6/2/2017				0.0006 (J)					
7/10/2017					<0.005				
7/11/2017						<0.005			
7/14/2017				0.0006 (J)					
3/26/2018					<0.005				
3/27/2018				<0.005		<0.005			
6/12/2018					<0.005	<0.005			
6/13/2018				0.00068 (J)					
10/16/2018					<0.005				
10/17/2018						<0.005			
10/18/2018				<0.005					
2/25/2019					<0.005				
2/28/2019				0.00067 (J)					
4/1/2019					5.6E-05 (J)	0.00024 (J)			
4/2/2019				0.00094 (J)					
9/24/2019				0.00078 (J)	0.0012 (J)	<0.005			
2/19/2020					<0.005				
2/20/2020						<0.005			
2/21/2020				0.00081 (J)					
3/18/2020					<0.005				
3/19/2020				0.00091 (J)		<0.005			
9/3/2020	<0.005	0.002 (J)	<0.005						
9/23/2020					<0.005				
9/24/2020						<0.005			
9/25/2020				0.00077 (J)					
1/28/2021							<0.005	0.0048 (J)	
2/16/2021					<0.005				
2/17/2021						<0.005			
2/18/2021			<0.005	0.00074 (J)					
2/22/2021	<0.005								
2/23/2021							<0.005	0.0033 (J)	
3/8/2021		0.0043 (J)							
3/24/2021					<0.005	<0.005			
3/29/2021		0.0057							
3/30/2021				0.00085 (J)			<0.005	0.0031 (J)	

Time Series

Constituent: Cobalt (mg/L) Analysis Run 5/23/2022 9:42 AM

Plant Bowen Client: Southern Company Data: Bowen AP-1

	BGWC-42D	BGWC-43D	BGWC-44D	BGWC-7	BGWC-8	BGWC-9	BGWC-51	BGWC-52	BGWC-49D
3/31/2021			<0.005						
4/1/2021	<0.005								
4/19/2021									0.00079 (J)
7/20/2021		0.0057							
8/18/2021			<0.005		<0.005	<0.005			
8/19/2021				0.0008 (J)					
8/20/2021	<0.005								
8/23/2021		0.0051					<0.005	0.0036 (J)	
8/24/2021									0.001 (J)
2/9/2022			<0.005						
2/10/2022					<0.005	<0.005			
2/11/2022				0.00068 (J)					
2/14/2022							<0.005	0.00044 (J)	
2/15/2022		0.0038 (J)							
2/17/2022	<0.005								0.00088 (J)

Time Series

Constituent: Cobalt (mg/L) Analysis Run 5/23/2022 9:42 AM

Plant Bowen Client: Southern Company Data: Bowen AP-1

	BGWC-50D
6/6/2016	
6/7/2016	
6/8/2016	
8/10/2016	
8/11/2016	
10/4/2016	
10/5/2016	
10/6/2016	
12/2/2016	
12/5/2016	
12/6/2016	
2/14/2017	
2/15/2017	
4/14/2017	
4/17/2017	
4/18/2017	
5/26/2017	
6/2/2017	
7/10/2017	
7/11/2017	
7/14/2017	
3/26/2018	
3/27/2018	
6/12/2018	
6/13/2018	
10/16/2018	
10/17/2018	
10/18/2018	
2/25/2019	
2/28/2019	
4/1/2019	
4/2/2019	
9/24/2019	
2/19/2020	
2/20/2020	
2/21/2020	
3/18/2020	
3/19/2020	
9/3/2020	
9/23/2020	
9/24/2020	
9/25/2020	
1/28/2021	
2/16/2021	
2/17/2021	
2/18/2021	
2/22/2021	
2/23/2021	
3/8/2021	
3/24/2021	
3/29/2021	
3/30/2021	

Time Series

Constituent: Cobalt (mg/L) Analysis Run 5/23/2022 9:42 AM

Plant Bowen Client: Southern Company Data: Bowen AP-1

	BGWC-50D
3/31/2021	
4/1/2021	
4/19/2021	0.0013 (J)
7/20/2021	
8/18/2021	0.0016 (J)
8/19/2021	
8/20/2021	
8/23/2021	
8/24/2021	
2/9/2022	0.00079 (J)
2/10/2022	
2/11/2022	
2/14/2022	
2/15/2022	
2/17/2022	

Time Series

Constituent: Combined Radium 226 + 228 (pCi/L) Analysis Run 5/23/2022 9:42 AM

Plant Bowen Client: Southern Company Data: Bowen AP-1

	BGWA-2 (bg)	BGWA-29 (bg)	BGWA-33 (bg)	BGWA-47D (bg)	BGWA-48D (bg)	BGWA-6	BGWC-10	BGWC-12	BGWC-14A
6/6/2016	0.838					0.239 (U)			
6/7/2016							0.616	0.024 (U)	
8/9/2016	1.18								
8/10/2016						1.19			
8/11/2016									
8/12/2016								0.849	
8/16/2016							1.08		
8/22/2016		0.356 (U)							
10/3/2016	0.815 (U)								
10/4/2016		0.0834 (U)				0.231 (U)			
10/6/2016								1.57	
10/7/2016							2.82		
11/29/2016	0.887 (U)								
12/1/2016		0.208 (U)				0.428 (U)			
12/5/2016								0.956	
12/6/2016							0.719 (U)		
1/10/2017		0.024 (U)							
2/13/2017	0.869 (U)								
2/14/2017		0.105 (U)				0.36 (U)			
2/15/2017								0.229 (U)	
2/16/2017							0.966 (U)		
4/13/2017	1.21 (U)					0.387 (U)			
4/14/2017		0.803 (U)							
4/18/2017							1.01 (U)	0.0114 (U)	
5/25/2017	1.54	0.569 (U)				0.123 (U)			
5/30/2017									
6/2/2017							1.13 (U)	0.375 (U)	
7/7/2017	1.45					0.876 (U)			
7/10/2017		0.589 (U)							
7/12/2017							1.29		
7/13/2017								0.636 (U)	
7/14/2017									
3/26/2018	0.529 (U)	0.513 (U)							
3/27/2018							0.779 (U)		
3/28/2018								0.36 (U)	
6/12/2018	0.945 (U)	0.516 (U)							
6/14/2018							1.22 (U)	0.316 (U)	
10/16/2018	0.57 (U)	0.146 (U)				0.881 (U)			
10/17/2018								0.326 (U)	
10/18/2018							0.841 (U)		
2/25/2019	1.43								
2/27/2019		0.941 (U)							
2/28/2019							1.88	1.04	
4/1/2019	1.44 (U)	0.66 (U)						0.328 (U)	
4/2/2019						0.64 (U)	1.21 (U)		
4/3/2019			0.69 (U)						
9/23/2019	1.82	1.25				1.13			
9/25/2019							0.816 (U)	0.649 (U)	
9/26/2019									
10/4/2019			1.02 (U)						
2/18/2020	1.33					0.373 (U)			
2/19/2020		1.28							

Time Series

Constituent: Combined Radium 226 + 228 (pCi/L) Analysis Run 5/23/2022 9:42 AM

Plant Bowen Client: Southern Company Data: Bowen AP-1

	BGWA-2 (bg)	BGWA-29 (bg)	BGWA-33 (bg)	BGWA-47D (bg)	BGWA-48D (bg)	BGWA-6	BGWC-10	BGWC-12	BGWC-14A
2/20/2020							1.47 (U)		
2/21/2020			0.504 (U)						
2/24/2020								0.455 (U)	
3/18/2020	1.31 (U)	1.2 (U)							
3/19/2020						0.431 (U)		0.838 (U)	
3/20/2020			0.6 (U)						
3/23/2020							1.69		
5/22/2020				1.21 (U)					1.82
5/25/2020					1.21 (U)				
6/23/2020				0.955 (U)	1.44				1.05 (U)
7/28/2020				1.59	0.592 (U)				1.71
9/2/2020				0.59 (U)					0.0158 (U)
9/3/2020					1.06 (U)				
9/23/2020	1.43	0.53 (U)				0.293 (U)			
9/24/2020							1.19 (U)		
9/25/2020								0.818 (U)	
9/28/2020			0.963 (U)						
10/1/2020				0.754 (U)	0.597 (U)				1.19 (U)
11/10/2020				0.403 (U)	0.188 (U)				0.675 (U)
12/15/2020				0.263 (U)	0.464 (U)				1.26
1/20/2021				0.669 (U)	1.33 (U)				0.701 (U)
2/16/2021	0.938 (U)	0.344 (U)							
2/17/2021				0.537 (U)	1.1 (U)				
2/18/2021						0.232 (U)	1.52		1
2/19/2021			1.11					0.608 (U)	
3/23/2021		0.322 (U)							
3/24/2021								0.369 (U)	1.1 (U)
3/25/2021				1.15 (U)	1.08 (U)				
3/26/2021	1.03 (U)								
3/30/2021							1.51 (U)		
3/31/2021						0.301 (U)			
4/1/2021			0.58 (U)						
8/16/2021	0.684 (U)	0.539 (U)		0.536 (U)	0.0949 (U)	0.813 (U)			
8/18/2021							1.26	0.19 (U)	0.721 (U)
8/25/2021			0.377 (U)						
2/9/2022	0.264 (U)			0.539 (U)	0.504 (U)	0.296 (U)			0.355 (U)
2/10/2022		0.181 (U)							
2/11/2022							1.01 (U)	0.288 (U)	
2/16/2022			0.54 (U)						

Time Series

Constituent: Combined Radium 226 + 228 (pCi/L) Analysis Run 5/23/2022 9:42 AM

Plant Bowen Client: Southern Company Data: Bowen AP-1

	BGWC-16
6/6/2016	
6/7/2016	0.284 (U)
8/9/2016	
8/10/2016	
8/11/2016	1.71
8/12/2016	
8/16/2016	
8/22/2016	
10/3/2016	
10/4/2016	
10/6/2016	
10/7/2016	0.485 (U)
11/29/2016	
12/1/2016	
12/5/2016	
12/6/2016	1.22
1/10/2017	
2/13/2017	
2/14/2017	
2/15/2017	
2/16/2017	0.19 (U)
4/13/2017	
4/14/2017	
4/18/2017	0.52 (U)
5/25/2017	
5/30/2017	1.21 (U)
6/2/2017	
7/7/2017	
7/10/2017	
7/12/2017	
7/13/2017	
7/14/2017	0.526 (U)
3/26/2018	
3/27/2018	1.34
3/28/2018	
6/12/2018	0.732 (U)
6/14/2018	
10/16/2018	
10/17/2018	
10/18/2018	0.522 (U)
2/25/2019	1.08
2/27/2019	
2/28/2019	
4/1/2019	
4/2/2019	1.73
4/3/2019	
9/23/2019	
9/25/2019	
9/26/2019	1.45
10/4/2019	
2/18/2020	
2/19/2020	

Time Series

Constituent: Combined Radium 226 + 228 (pCi/L) Analysis Run 5/23/2022 9:42 AM

Plant Bowen Client: Southern Company Data: Bowen AP-1

	BGWC-16
2/20/2020	1.22 (U)
2/21/2020	
2/24/2020	
3/18/2020	
3/19/2020	1.63
3/20/2020	
3/23/2020	
5/22/2020	
5/25/2020	
6/23/2020	
7/28/2020	
9/2/2020	
9/3/2020	
9/23/2020	
9/24/2020	0.469 (U)
9/25/2020	
9/28/2020	
10/1/2020	
11/10/2020	
12/15/2020	
1/20/2021	
2/16/2021	
2/17/2021	
2/18/2021	0.721 (U)
2/19/2021	
3/23/2021	
3/24/2021	0.92 (U)
3/25/2021	
3/26/2021	
3/30/2021	
3/31/2021	
4/1/2021	
8/16/2021	
8/18/2021	1.05
8/25/2021	
2/9/2022	
2/10/2022	
2/11/2022	1.03
2/16/2022	

Time Series

Constituent: Combined Radium 226 + 228 (pCi/L) Analysis Run 5/23/2022 9:42 AM

Plant Bowen Client: Southern Company Data: Bowen AP-1

	BGWC-17	BGWC-18	BGWC-19	BGWC-20	BGWC-21	BGWC-22	BGWC-23	BGWC-24	BGWC-25
6/7/2016	0.135 (U)								
6/8/2016		0.406	0.264 (U)	0.863 (U)	0.573	1.53			0.314 (U)
6/9/2016							0.704	2.13	
8/11/2016	0.808								
8/12/2016		1.39	1.18	1.74					
8/15/2016									1.2
8/18/2016					0.44 (U)	2.47	1.88	2.67	
10/7/2016	0.874 (U)	0.451 (U)	1.97						
10/10/2016				0.944 (U)	0.933 (U)	2.11	1.48	3.46	1.03 (U)
12/6/2016	0.131 (U)	0.516 (U)							
12/7/2016			1.31 (U)	2.29			2.61	1.65	
12/8/2016					1.02 (U)	2.64			1.47 (U)
1/23/2017									
2/7/2017									
2/16/2017	0.471 (U)	0.172 (U)	0.35 (U)						
2/17/2017				1.35 (U)	0.193 (U)	1.34			
2/20/2017							0.884 (U)	2.68	0.547 (U)
4/17/2017									
4/19/2017	0.65 (U)	0.704 (U)	0.974 (U)	1.48	0.488 (U)		0.948 (U)	3.81	
4/20/2017						2.35			0.0595 (U)
5/22/2017									
5/30/2017	0.65 (U)								
6/1/2017		0.493 (U)	0.332 (U)	1.61	0.837 (U)				0.67 (U)
6/5/2017						1.6	1.33	2.86	
7/11/2017									
7/14/2017	0.592 (U)	0.547 (U)	1.27						
7/17/2017							1.04	2.87	1.25 (U)
7/18/2017					0.498 (U)				
7/19/2017				1.626		1.76			
8/23/2017									
3/26/2018									
3/27/2018	0.551 (U)	0.569 (U)	0.169 (U)						
3/28/2018				0.97 (U)	0.864 (U)				0.507 (U)
3/29/2018						2.43	1.65	2.79	
6/13/2018				0.686 (U)			0.983 (U)	2.19	
6/14/2018	0.638 (U)	0.989 (U)			0.583 (U)	2.14			0.721 (U)
6/15/2018			0.625 (U)						
10/17/2018	0.555 (U)								
10/18/2018		0.875 (U)							
10/19/2018			0.784 (U)		0.982 (U)				
10/22/2018				0.559 (U)		1.43	1.21	2.18	0.741 (U)
2/27/2019	1.57	1.12		1.24					
3/1/2019			0.989 (U)			3.32	2.24	3.37	0.634 (U)
4/2/2019	0.71 (U)	0.814 (U)							
4/3/2019			0.98 (U)	0.567 (U)	0.532 (U)	2.48	2.86	3.6	
4/4/2019									0.346 (U)
9/26/2019	1.17 (U)	0.973 (U)	1.16	0.662 (U)					
9/27/2019						2.83	2.28		
9/30/2019					1.16 (U)			2.73	0.953 (U)
2/24/2020	1.17	1.07	1.19	1.38					
2/25/2020						1.7	2.49		
2/26/2020					1.08 (U)			2.4	1.16

Time Series

Constituent: Combined Radium 226 + 228 (pCi/L) Analysis Run 5/23/2022 9:42 AM

Plant Bowen Client: Southern Company Data: Bowen AP-1

	BGWC-17	BGWC-18	BGWC-19	BGWC-20	BGWC-21	BGWC-22	BGWC-23	BGWC-24	BGWC-25
3/19/2020	0.626 (U)								
3/20/2020		2.59	0.89 (U)		1.08 (U)	3.6			
3/23/2020				1.27 (U)			1.68		
3/24/2020									0.899 (U)
3/25/2020								4.72	
9/24/2020	0.594 (U)	0.789 (U)			0.157 (U)	4.18	0.56 (U)		
9/25/2020								1.49	
9/28/2020			1.11 (U)	1.07 (U)					0.744 (U)
2/18/2021	0.723 (U)	0.62 (U)	1.05 (U)	0.87 (U)					
2/19/2021					1 (U)	2.63	1.17 (U)	1.07 (U)	
2/23/2021									0.456 (U)
3/8/2021									
3/24/2021	0.391 (U)	1.21 (U)							
3/25/2021									
3/26/2021			0.848 (U)				1.04 (U)	2.91	0.134 (U)
3/29/2021				1.49	0.471 (U)	4.1			
8/19/2021	0.742 (U)	0.858 (U)							0.908 (U)
8/20/2021			0.731 (U)	1.42	0.277 (U)				
8/23/2021						3.25	1.2 (U)	1.77 (U)	
2/11/2022	0.208 (U)								
2/14/2022							0.563 (U)		
2/15/2022						1.94		14.2 (U)	
2/16/2022		0.708 (U)	0.349 (U)	0.322 (U)	0.49 (U)				0.189 (U)

Time Series

Constituent: Combined Radium 226 + 228 (pCi/L) Analysis Run 5/23/2022 9:42 AM

Plant Bowen Client: Southern Company Data: Bowen AP-1

	BGWC-30
6/7/2016	
6/8/2016	
6/9/2016	
8/11/2016	
8/12/2016	
8/15/2016	
8/18/2016	
10/7/2016	
10/10/2016	
12/6/2016	
12/7/2016	
12/8/2016	
1/23/2017	2.17
2/7/2017	3
2/16/2017	
2/17/2017	
2/20/2017	
4/17/2017	2.73
4/19/2017	
4/20/2017	
5/22/2017	3.15
5/30/2017	
6/1/2017	
6/5/2017	0.86 (U)
7/11/2017	1.87
7/14/2017	
7/17/2017	
7/18/2017	
7/19/2017	
8/23/2017	3.39
3/26/2018	1.61
3/27/2018	
3/28/2018	
3/29/2018	
6/13/2018	
6/14/2018	
6/15/2018	0.815 (U)
10/17/2018	
10/18/2018	
10/19/2018	
10/22/2018	1.02 (U)
2/27/2019	
3/1/2019	2.47
4/2/2019	2.29
4/3/2019	
4/4/2019	
9/26/2019	
9/27/2019	1.23 (U)
9/30/2019	
2/24/2020	
2/25/2020	
2/26/2020	1.09 (U)

Time Series

Constituent: Combined Radium 226 + 228 (pCi/L) Analysis Run 5/23/2022 9:42 AM

Plant Bowen Client: Southern Company Data: Bowen AP-1

	BGWC-30
3/19/2020	
3/20/2020	
3/23/2020	1.42
3/24/2020	
3/25/2020	
9/24/2020	
9/25/2020	0.783 (U)
9/28/2020	
2/18/2021	
2/19/2021	
2/23/2021	
3/8/2021	0.429 (U)
3/24/2021	
3/25/2021	1.48
3/26/2021	
3/29/2021	
8/19/2021	1.63
8/20/2021	
8/23/2021	
2/11/2022	
2/14/2022	0.744 (U)
2/15/2022	
2/16/2022	

Time Series

Constituent: Combined Radium 226 + 228 (pCi/L) Analysis Run 5/23/2022 9:42 AM

Plant Bowen Client: Southern Company Data: Bowen AP-1

	BGWC-31	BGWC-32	BGWC-34D	BGWC-35D	BGWC-36D	BGWC-37D	BGWC-38D	BGWC-39	BGWC-40
10/17/2018					1.24				
10/18/2018	0.96								
10/19/2018			2.28						
10/22/2018		1.22 (U)		1.54					
4/2/2019					2.81				
4/4/2019	1.49		1.89	2.37					
4/5/2019		2.2							
9/24/2019	1.68		3.98						
9/26/2019		2.36		3.09					
9/27/2019					1.66				
2/25/2020				4.16		2.87			
2/26/2020	1.31				1.76				
2/27/2020		1.44	1.31				5.89	1.03 (U)	
2/28/2020									0.649 (U)
3/23/2020	2.39				2.75				
3/24/2020		1.25 (U)	2.56			2.8	5.9	1.35	
3/25/2020				2.81					0.848 (U)
9/2/2020							5.91		
9/25/2020		2.62		2.15		3.29			
9/28/2020	1.48		2.12		1.59				
9/29/2020								1.71	0.441 (U)
2/19/2021			2.23						
2/22/2021	1.07 (U)			2.03		1.73		1.65	1.31 (U)
2/23/2021		1.55							
3/8/2021					2.09				
3/9/2021							3.34		
3/25/2021					2.43				
3/26/2021				2.4		3.15			
3/29/2021	1.63						3.54		
3/30/2021		2.04	1.35 (U)						0.826 (U)
3/31/2021								0.251 (U)	
8/19/2021							4.63		
8/20/2021	1.82			2.53		3.01			
8/23/2021					0.857 (U)				
8/24/2021			2.39					0.432 (U)	0.21 (U)
8/25/2021		0.784 (U)							
2/14/2022					1.43		4.6		
2/15/2022									
2/16/2022	1.02	1.16 (U)	2.24					0.799	0.473 (U)
2/17/2022				1.88		2.41			

Time Series

Constituent: Combined Radium 226 + 228 (pCi/L) Analysis Run 5/23/2022 9:42 AM

Plant Bowen Client: Southern Company Data: Bowen AP-1

	BGWC-41D
10/17/2018	
10/18/2018	
10/19/2018	
10/22/2018	
4/2/2019	
4/4/2019	
4/5/2019	
9/24/2019	
9/26/2019	
9/27/2019	
2/25/2020	
2/26/2020	
2/27/2020	
2/28/2020	
3/23/2020	
3/24/2020	
3/25/2020	
9/2/2020	1.31 (U)
9/25/2020	
9/28/2020	
9/29/2020	
2/19/2021	
2/22/2021	1.91
2/23/2021	
3/8/2021	
3/9/2021	
3/25/2021	
3/26/2021	
3/29/2021	
3/30/2021	
3/31/2021	1
8/19/2021	
8/20/2021	
8/23/2021	
8/24/2021	0.918 (U)
8/25/2021	
2/14/2022	
2/15/2022	0.765 (U)
2/16/2022	
2/17/2022	

Time Series

Constituent: Combined Radium 226 + 228 (pCi/L) Analysis Run 5/23/2022 9:42 AM

Plant Bowen Client: Southern Company Data: Bowen AP-1

	BGWC-42D	BGWC-43D	BGWC-44D	BGWC-7	BGWC-8	BGWC-9	BGWC-51	BGWC-52	BGWC-49D
6/6/2016						0.488			
6/7/2016					0.0507 (U)				
6/8/2016				0.854					
8/10/2016					0.862 (U)				
8/11/2016				1.24		0.639 (U)			
10/4/2016					0.48 (U)				
10/5/2016						0.945 (U)			
10/6/2016				2.43					
12/2/2016					0.219 (U)				
12/5/2016						2.2			
12/6/2016				0.958 (U)					
2/14/2017					0.636 (U)				
2/15/2017				1.18		0.74 (U)			
4/14/2017					0.13 (U)				
4/17/2017						0.764 (U)			
4/18/2017				1.26					
5/26/2017					0.349 (U)	0.245 (U)			
6/2/2017				1.24 (U)					
7/10/2017					0.565 (U)				
7/11/2017						0.502 (U)			
7/14/2017				1.55					
3/26/2018					0.303 (U)				
3/27/2018				2.15		0.745 (U)			
6/12/2018					0.494 (U)	0.319 (U)			
6/13/2018				1.95					
10/16/2018					0.633 (U)				
10/17/2018						0.319 (U)			
10/18/2018				1.1					
2/25/2019					1.03 (U)				
2/28/2019				1.38					
4/1/2019					0.474 (U)	0.225 (U)			
4/2/2019				1.57					
9/24/2019				1.85	1.69	1.65			
2/19/2020					1.02 (U)				
2/20/2020						0.921 (U)			
2/21/2020				2.02					
3/18/2020					0.987 (U)				
3/19/2020				1.18 (U)		1.94			
9/3/2020	1.05 (U)	1.9	0.982 (U)						
9/23/2020					0.25 (U)				
9/24/2020						0.9 (U)			
9/25/2020				1.64					
1/28/2021							0.444 (U)	1.59	
2/16/2021					0.709 (U)				
2/17/2021						0.692 (U)			
2/18/2021			1.34	1.09					
2/22/2021	0.578 (U)								
2/23/2021							0.589 (U)	0.567 (U)	
3/8/2021		1.34							
3/24/2021					0.808 (U)	0.554 (U)			
3/29/2021		1.62 (U)							
3/30/2021				1.41 (U)			0.852 (U)	1.66 (U)	

Time Series

Constituent: Combined Radium 226 + 228 (pCi/L) Analysis Run 5/23/2022 9:42 AM

Plant Bowen Client: Southern Company Data: Bowen AP-1

	BGWC-42D	BGWC-43D	BGWC-44D	BGWC-7	BGWC-8	BGWC-9	BGWC-51	BGWC-52	BGWC-49D
3/31/2021			0.517 (U)						
4/1/2021	0.461 (U)								
4/19/2021									2.45
8/18/2021			0.886 (U)		0.192 (U)	0.458 (U)			
8/19/2021				0.952 (U)					
8/20/2021	1.38								
8/23/2021		1.93					0.558 (U)	0.785 (U)	
8/24/2021									3.66
2/9/2022			1.52						
2/10/2022					0.813	0.86			
2/11/2022				1.26					
2/14/2022							0.487 (U)	0.224 (U)	
2/15/2022		0.96 (U)							
2/17/2022	0.51 (U)								2.41

Time Series

Constituent: Combined Radium 226 + 228 (pCi/L) Analysis Run 5/23/2022 9:42 AM

Plant Bowen Client: Southern Company Data: Bowen AP-1

	BGWC-50D
6/6/2016	
6/7/2016	
6/8/2016	
8/10/2016	
8/11/2016	
10/4/2016	
10/5/2016	
10/6/2016	
12/2/2016	
12/5/2016	
12/6/2016	
2/14/2017	
2/15/2017	
4/14/2017	
4/17/2017	
4/18/2017	
5/26/2017	
6/2/2017	
7/10/2017	
7/11/2017	
7/14/2017	
3/26/2018	
3/27/2018	
6/12/2018	
6/13/2018	
10/16/2018	
10/17/2018	
10/18/2018	
2/25/2019	
2/28/2019	
4/1/2019	
4/2/2019	
9/24/2019	
2/19/2020	
2/20/2020	
2/21/2020	
3/18/2020	
3/19/2020	
9/3/2020	
9/23/2020	
9/24/2020	
9/25/2020	
1/28/2021	
2/16/2021	
2/17/2021	
2/18/2021	
2/22/2021	
2/23/2021	
3/8/2021	
3/24/2021	
3/29/2021	
3/30/2021	

Time Series

Constituent: Combined Radium 226 + 228 (pCi/L) Analysis Run 5/23/2022 9:42 AM

Plant Bowen Client: Southern Company Data: Bowen AP-1

	BGWC-50D
3/31/2021	
4/1/2021	
4/19/2021	1.01 (U)
8/18/2021	0.99 (U)
8/19/2021	
8/20/2021	
8/23/2021	
8/24/2021	
2/9/2022	1.4
2/10/2022	
2/11/2022	
2/14/2022	
2/15/2022	
2/17/2022	

Time Series

Constituent: Fluoride (mg/L) Analysis Run 5/23/2022 9:42 AM

Plant Bowen Client: Southern Company Data: Bowen AP-1

	BGWA-2 (bg)	BGWA-29 (bg)	BGWA-33 (bg)	BGWA-47D (bg)	BGWA-48D (bg)	BGWA-6	BGWC-10	BGWC-12	BGWC-14A
6/6/2016	0.11 (J)					<0.1			
6/7/2016							0.09 (J)	<0.1	
8/9/2016	0.09 (J)								
8/10/2016						0.04 (J)			
8/11/2016									
8/12/2016								0.08 (J)	
8/16/2016							0.09 (J)		
8/22/2016		0.04 (J)							
10/3/2016	0.11 (J)								
10/4/2016		0.06 (J)				0.06 (J)			
10/6/2016								0.06 (J)	
10/7/2016							0.17 (J)		
11/29/2016	0.11 (J)								
12/1/2016		0.08 (J)				0.09 (J)			
12/5/2016								0.12 (J)	
12/6/2016							0.16 (J)		
1/10/2017		0.03 (J)							
2/13/2017	0.12 (J)								
2/14/2017		<0.1				<0.1			
2/15/2017								0.33	
2/16/2017							0.38		
4/13/2017	0.1 (J)					0.04 (J)			
4/14/2017		0.01 (J)							
4/18/2017							0.12 (J)	0.006 (J)	
5/25/2017	0.08 (J)	0.005 (J)				0.02 (J)			
5/30/2017									
6/2/2017							0.03 (J)	0.04 (J)	
7/7/2017	0.13 (J)					0.12 (J)			
7/10/2017		0.06 (J)							
7/12/2017							0.15 (J)		
7/13/2017								0.17 (J)	
7/14/2017									
10/9/2017	0.11 (J)					<0.1			
10/10/2017		<0.1						0.08 (J)	
10/11/2017							0.07 (J)		
3/26/2018	<0.1	<0.1							
3/27/2018							<0.1		
3/28/2018								<0.1	
6/12/2018	0.086 (J)	0.053 (J)							
6/14/2018							0.046 (J)	<0.1	
10/16/2018	0.06 (J)	<0.1				<0.1			
10/17/2018								<0.1	
10/18/2018							<0.1		
2/25/2019	<0.1								
2/27/2019		<0.1							
2/28/2019							0.14 (J)	0.18 (J)	
4/1/2019	0.047 (J)	<0.1						0.065 (J)	
4/2/2019						<0.1	0.044 (J)		
4/3/2019			0.085 (J)						
5/2/2019	<0.1								
9/23/2019	0.076 (J)	<0.1				<0.1			
9/25/2019							0.075 (J)	0.13 (J)	

Time Series

Constituent: Fluoride (mg/L) Analysis Run 5/23/2022 9:42 AM

Plant Bowen Client: Southern Company Data: Bowen AP-1

	BGWA-2 (bg)	BGWA-29 (bg)	BGWA-33 (bg)	BGWA-47D (bg)	BGWA-48D (bg)	BGWA-6	BGWC-10	BGWC-12	BGWC-14A
9/26/2019									
9/27/2019			0.33						
2/18/2020	<0.1					<0.1			
2/19/2020		<0.1							
2/20/2020							<0.1		
2/21/2020			0.059 (J)						
2/24/2020								0.051 (J)	
3/18/2020	<0.1	<0.1							
3/19/2020						<0.1		<0.1	
3/20/2020			0.061 (J)						
3/23/2020							<0.1		
5/22/2020				0.054 (J)					0.065 (J)
5/25/2020					0.19 (J)				
6/23/2020				<0.1	0.19				<0.1
7/28/2020				<0.1	0.57				<0.1
9/2/2020				<0.1					0.061 (J)
9/3/2020					0.11				
9/23/2020	<0.1	<0.1				<0.1			
9/24/2020							<0.1		
9/25/2020			0.068 (J)					<0.1	
10/1/2020				<0.1	0.063 (J)				<0.1
11/10/2020				<0.1	<0.1				<0.1
12/15/2020				<0.1	<0.1				0.052
1/20/2021				<0.1	<0.1				<0.1
2/16/2021	<0.1	<0.1							
2/17/2021				<0.1	<0.1				
2/18/2021						<0.1	<0.1		0.055 (J)
2/19/2021			0.062 (J)					<0.1	
3/23/2021		<0.1							
3/24/2021								<0.1	<0.1
3/25/2021				<0.1	<0.1				
3/26/2021	<0.1								
3/30/2021							<0.1		
3/31/2021						<0.1			
4/1/2021			0.06 (J)						
8/16/2021	<0.1	<0.1		<0.1	<0.1	<0.1			
8/18/2021							<0.1	<0.1	<0.1
8/25/2021			0.088 (J)						
2/9/2022	<0.1			<0.1	0.065 (J)	<0.1			<0.1
2/10/2022		<0.1							
2/11/2022							<0.1	<0.1	
2/16/2022			0.061 (J)						

Time Series

Constituent: Fluoride (mg/L) Analysis Run 5/23/2022 9:42 AM

Plant Bowen Client: Southern Company Data: Bowen AP-1

	BGWC-16
6/6/2016	
6/7/2016	<0.1
8/9/2016	
8/10/2016	
8/11/2016	0.12 (J)
8/12/2016	
8/16/2016	
8/22/2016	
10/3/2016	
10/4/2016	
10/6/2016	
10/7/2016	0.08 (J)
11/29/2016	
12/1/2016	
12/5/2016	
12/6/2016	0.24 (J)
1/10/2017	
2/13/2017	
2/14/2017	
2/15/2017	
2/16/2017	0.31
4/13/2017	
4/14/2017	
4/18/2017	0.02 (J)
5/25/2017	
5/30/2017	0.51
6/2/2017	
7/7/2017	
7/10/2017	
7/12/2017	
7/13/2017	
7/14/2017	0.14 (J)
10/9/2017	
10/10/2017	
10/11/2017	0.29 (J)
3/26/2018	
3/27/2018	<0.1
3/28/2018	
6/12/2018	0.061 (J)
6/14/2018	
10/16/2018	
10/17/2018	
10/18/2018	<0.1
2/25/2019	0.13 (J)
2/27/2019	
2/28/2019	
4/1/2019	
4/2/2019	0.23 (J)
4/3/2019	
5/2/2019	
9/23/2019	
9/25/2019	

Time Series

Constituent: Fluoride (mg/L) Analysis Run 5/23/2022 9:42 AM

Plant Bowen Client: Southern Company Data: Bowen AP-1

	BGWC-16
9/26/2019	<0.1
9/27/2019	
2/18/2020	
2/19/2020	
2/20/2020	<0.1
2/21/2020	
2/24/2020	
3/18/2020	
3/19/2020	0.052 (J)
3/20/2020	
3/23/2020	
5/22/2020	
5/25/2020	
6/23/2020	
7/28/2020	
9/2/2020	
9/3/2020	
9/23/2020	
9/24/2020	0.059 (J)
9/25/2020	
10/1/2020	
11/10/2020	
12/15/2020	
1/20/2021	
2/16/2021	
2/17/2021	
2/18/2021	0.064 (J)
2/19/2021	
3/23/2021	
3/24/2021	0.053 (J)
3/25/2021	
3/26/2021	
3/30/2021	
3/31/2021	
4/1/2021	
8/16/2021	
8/18/2021	<0.1
8/25/2021	
2/9/2022	
2/10/2022	
2/11/2022	0.056 (J)
2/16/2022	

Time Series

Constituent: Fluoride (mg/L) Analysis Run 5/23/2022 9:42 AM

Plant Bowen Client: Southern Company Data: Bowen AP-1

	BGWC-17	BGWC-18	BGWC-19	BGWC-20	BGWC-21	BGWC-22	BGWC-23	BGWC-24	BGWC-25
6/7/2016	0.15 (J)								
6/8/2016		0.1 (J)	<0.1	0.09 (J)	<0.1	0.43			0.14 (J)
6/9/2016							0.12 (J)	<0.1	
8/11/2016	0.3 (J)								
8/12/2016		0.39	0.2 (J)	0.04 (J)					
8/15/2016									0.08 (J)
8/18/2016					0.09 (J)	0.3 (J)	0.08 (J)	0.24 (J)	
10/7/2016	0.14 (J)	0.16 (J)	0.07 (J)						
10/10/2016				0.06 (J)	0.04 (J)	0.32	0.09 (J)	0.3	0.1 (J)
12/6/2016	0.19 (J)	0.32							
12/7/2016			0.09 (J)	0.07 (J)			0.08 (J)	0.05 (J)	
12/8/2016					0.08 (J)	0.26 (J)			0.06 (J)
1/23/2017									
2/7/2017									
2/16/2017	0.51	0.38	0.6						
2/17/2017				0.06 (J)	0.08 (J)	0.39			
2/20/2017							0.09 (J)	0.65	0.16 (J)
3/27/2017									
4/17/2017									
4/19/2017	0.18 (J)	0.08 (J)	0.09 (J)	0.005 (J)	0.04 (J)		0.03 (J)	0.21 (J)	
4/20/2017						0.34			0.02 (J)
5/22/2017									
5/30/2017	0.15 (J)								
6/1/2017		0.09 (J)	0.05 (J)	0.65	0.03 (J)				0.04 (J)
6/5/2017						0.29 (J)	<0.1	0.05 (J)	
7/11/2017									
7/14/2017	0.16 (J)	0.06 (J)	0.08 (J)						
7/17/2017							0.09 (J)	2.5	0.07 (J)
7/18/2017				0.36	0.08 (J)				
7/19/2017						0.33			
8/23/2017									
10/10/2017									
10/11/2017	0.64	0.14 (J)	0.11 (J)	<0.1			0.09 (J)	1.8	0.11 (J)
10/12/2017					0.12 (J)	0.31			
3/26/2018									
3/27/2018	0.33	<0.1	<0.1						
3/28/2018				<0.1	<0.1				<0.1
3/29/2018						0.58	<0.1	2	
6/13/2018				0.038 (J)			0.71	3.1	
6/14/2018	0.11 (J)	0.095 (J)			<0.1	0.15 (J)			<0.1
6/15/2018			0.07 (J)						
10/17/2018	<0.1								
10/18/2018		0.054 (J)							
10/19/2018			0.17 (J)		<0.1				
10/22/2018				<0.1		0.78	0.81	3.1	<0.1
2/27/2019	0.26 (J)	<0.1		0.13 (J)					
3/1/2019			0.14 (J)			0.34	0.38	1	0.12 (J)
4/2/2019	0.14 (J)	0.044 (J)							
4/3/2019			0.051 (J)	0.072 (J)	0.032 (J)	0.23 (J)	0.1 (J)	3	
4/4/2019									<0.1
5/2/2019						1.4			
9/26/2019	0.071 (J)	0.052 (J)	<0.1	<0.1					

Time Series

Constituent: Fluoride (mg/L) Analysis Run 5/23/2022 9:42 AM

Plant Bowen Client: Southern Company Data: Bowen AP-1

	BGWC-17	BGWC-18	BGWC-19	BGWC-20	BGWC-21	BGWC-22	BGWC-23	BGWC-24	BGWC-25
9/27/2019						1	0.54		
9/30/2019					0.066 (J)			1.2	0.065 (J)
2/24/2020	0.11 (J)	<0.1	0.05 (J)	<0.1					
2/25/2020						0.24 (J)	0.066 (J)		
2/26/2020					<0.1			0.064 (J)	<0.1
3/19/2020	0.12 (J)								
3/20/2020		<0.1	<0.1		<0.1	0.23 (J)			
3/23/2020				<0.1			0.056 (J)		
3/24/2020									<0.1
3/25/2020								0.056 (J)	
9/24/2020	0.12	0.058 (J)			<0.1	0.24	0.062 (J)		
9/25/2020								0.054 (J)	
9/28/2020			<0.1	<0.1					<0.1
2/18/2021	0.1	<0.1	<0.1	<0.1					
2/19/2021					<0.1	0.2	<0.1	0.14	
2/23/2021									<0.1
3/8/2021									
3/24/2021	0.11	<0.1							
3/25/2021									
3/26/2021			0.053 (J)				0.054 (J)	0.095 (J)	<0.1
3/29/2021				<0.1	<0.1	0.22			
7/19/2021						0.24	0.065 (J)	0.13	
7/20/2021									
8/19/2021	0.097 (J)	<0.1							<0.1
8/20/2021			<0.1	<0.1	<0.1				
8/23/2021						0.23	<0.1	0.12	
11/1/2021						0.25	0.068 (J)	0.15	
2/11/2022	0.1								
2/14/2022							<0.1		
2/15/2022						0.24		<0.1	
2/16/2022		<0.1	<0.1	<0.1	<0.1				<0.1

Time Series

Constituent: Fluoride (mg/L) Analysis Run 5/23/2022 9:42 AM

Plant Bowen Client: Southern Company Data: Bowen AP-1

	BGWC-30
6/7/2016	
6/8/2016	
6/9/2016	
8/11/2016	
8/12/2016	
8/15/2016	
8/18/2016	
10/7/2016	
10/10/2016	
12/6/2016	
12/7/2016	
12/8/2016	
1/23/2017	0.06 (J)
2/7/2017	0.09 (J)
2/16/2017	
2/17/2017	
2/20/2017	
3/27/2017	0.09 (J)
4/17/2017	0.36
4/19/2017	
4/20/2017	
5/22/2017	0.05 (J)
5/30/2017	
6/1/2017	
6/5/2017	0.32
7/11/2017	0.13 (J)
7/14/2017	
7/17/2017	
7/18/2017	
7/19/2017	
8/23/2017	0.17 (J)
10/10/2017	0.35
10/11/2017	
10/12/2017	
3/26/2018	0.75
3/27/2018	
3/28/2018	
3/29/2018	
6/13/2018	
6/14/2018	
6/15/2018	0.51
10/17/2018	
10/18/2018	
10/19/2018	
10/22/2018	0.44
2/27/2019	
3/1/2019	0.24 (J)
4/2/2019	0.68
4/3/2019	
4/4/2019	
5/2/2019	
9/26/2019	

Time Series

Constituent: Fluoride (mg/L) Analysis Run 5/23/2022 9:42 AM

Plant Bowen Client: Southern Company Data: Bowen AP-1

	BGWC-30
9/27/2019	0.13 (J)
9/30/2019	
2/24/2020	
2/25/2020	
2/26/2020	0.057 (J)
3/19/2020	
3/20/2020	
3/23/2020	0.054 (J)
3/24/2020	
3/25/2020	
9/24/2020	
9/25/2020	<0.1
9/28/2020	
2/18/2021	
2/19/2021	
2/23/2021	
3/8/2021	<0.1
3/24/2021	
3/25/2021	<0.1
3/26/2021	
3/29/2021	
7/19/2021	
7/20/2021	<0.1
8/19/2021	<0.1
8/20/2021	
8/23/2021	
11/1/2021	0.055 (J)
2/11/2022	
2/14/2022	0.075 (J)
2/15/2022	
2/16/2022	

Time Series

Constituent: Fluoride (mg/L) Analysis Run 5/23/2022 9:42 AM

Plant Bowen Client: Southern Company Data: Bowen AP-1

	BGWC-31	BGWC-32	BGWC-34D	BGWC-35D	BGWC-36D	BGWC-37D	BGWC-38D	BGWC-39	BGWC-40
10/17/2018					<0.1				
10/18/2018	<0.1								
10/19/2018			<0.1						
10/22/2018		0.65		0.91					
4/2/2019					0.44				
4/4/2019	<0.1		0.035 (J)	0.26 (J)					
4/5/2019		0.66							
5/3/2019		1.3							
9/24/2019	<0.1		<0.1						
9/26/2019		0.15 (J)		0.11 (J)					
9/27/2019					0.26 (J)				
11/15/2019		0.51							
12/13/2019								0.16 (J)	
12/16/2019									0.13 (J)
2/25/2020				0.14 (J)		0.57			
2/26/2020	<0.1				0.13 (J)				
2/27/2020		0.13 (J)	<0.1				0.55	0.071 (J)	
2/28/2020									0.062 (J)
3/23/2020	<0.1				0.13 (J)				
3/24/2020		0.13 (J)	<0.1			0.43	0.61	0.06 (J)	
3/25/2020				0.17 (J)					<0.1
5/4/2020									
9/2/2020							0.47		
9/25/2020		0.097 (J)		0.17		0.34			
9/28/2020	<0.1		<0.1		0.1				
9/29/2020								<0.1	<0.1
2/19/2021			<0.1						
2/22/2021	<0.1			0.21		0.3		0.095 (J)	<0.1
2/23/2021		0.13							
3/8/2021					0.14				
3/9/2021							0.67		
3/25/2021					0.12				
3/26/2021				0.13		0.27			
3/29/2021	<0.1						0.73		
3/30/2021		0.14	<0.1						0.06 (J)
3/31/2021								0.08 (J)	
8/19/2021							0.4		
8/20/2021	<0.1			0.22		0.18			
8/23/2021					0.11				
8/24/2021			<0.1					0.18	0.076 (J)
8/25/2021		0.15							
11/1/2021							0.32		
2/14/2022					0.12		0.34		
2/15/2022									
2/16/2022	<0.1	0.13	<0.1					0.11	0.068 (J)
2/17/2022				0.21		0.16			

Time Series

Constituent: Fluoride (mg/L) Analysis Run 5/23/2022 9:43 AM

Plant Bowen Client: Southern Company Data: Bowen AP-1

	BGWC-41D
10/17/2018	
10/18/2018	
10/19/2018	
10/22/2018	
4/2/2019	
4/4/2019	
4/5/2019	
5/3/2019	
9/24/2019	
9/26/2019	
9/27/2019	
11/15/2019	
12/13/2019	
12/16/2019	
2/25/2020	
2/26/2020	
2/27/2020	
2/28/2020	
3/23/2020	
3/24/2020	
3/25/2020	
5/4/2020	<0.1
9/2/2020	0.088 (J)
9/25/2020	
9/28/2020	
9/29/2020	
2/19/2021	
2/22/2021	0.099 (J)
2/23/2021	
3/8/2021	
3/9/2021	
3/25/2021	
3/26/2021	
3/29/2021	
3/30/2021	
3/31/2021	0.077 (J)
8/19/2021	
8/20/2021	
8/23/2021	
8/24/2021	0.11
8/25/2021	
11/1/2021	
2/14/2022	
2/15/2022	0.07 (J)
2/16/2022	
2/17/2022	

Time Series

Constituent: Fluoride (mg/L) Analysis Run 5/23/2022 9:43 AM

Plant Bowen Client: Southern Company Data: Bowen AP-1

	BGWC-42D	BGWC-43D	BGWC-44D	BGWC-7	BGWC-8	BGWC-9	BGWC-51	BGWC-52	BGWC-49D
6/6/2016						0.12 (J)			
6/7/2016					<0.1				
6/8/2016				0.19 (J)					
8/10/2016					0.07 (J)				
8/11/2016				0.15 (J)		0.27 (J)			
10/4/2016					0.07 (J)				
10/5/2016						0.12 (J)			
10/6/2016				0.17 (J)					
12/2/2016					0.09 (J)				
12/5/2016						0.26 (J)			
12/6/2016				0.22 (J)					
2/14/2017					0.02 (J)				
2/15/2017				0.18 (J)		0.46			
4/14/2017					0.02 (J)				
4/17/2017						0.14 (J)			
4/18/2017				0.11 (J)					
5/26/2017					0.02 (J)	0.13 (J)			
6/2/2017				0.07 (J)					
7/10/2017					0.03 (J)				
7/11/2017						0.2 (J)			
7/14/2017				0.23 (J)					
10/10/2017					<0.1	0.61			
10/11/2017				0.1 (J)					
3/26/2018					<0.1				
3/27/2018				<0.1		0.36			
6/12/2018					0.061 (J)	0.13 (J)			
6/13/2018				0.25 (J)					
10/16/2018					<0.1				
10/17/2018						0.13 (J)			
10/18/2018				0.047 (J)					
2/25/2019					<0.1				
2/28/2019				0.23 (J)					
4/1/2019					<0.1	0.33			
4/2/2019				0.22 (J)					
9/24/2019				0.12 (J)	<0.1	0.096 (J)			
2/19/2020					<0.1				
2/20/2020						0.063 (J)			
2/21/2020				0.12 (J)					
3/18/2020					<0.1				
3/19/2020				0.12 (J)		0.074 (J)			
5/4/2020		0.93	<0.1						
5/11/2020	0.34								
5/20/2020	0.4	0.78							
9/3/2020	0.5	0.87	<0.1						
9/23/2020					<0.1				
9/24/2020						0.091 (J)			
9/25/2020				0.11					
1/28/2021							0.17	0.1	
2/16/2021					<0.1				
2/17/2021						0.086 (J)			
2/18/2021			0.16	0.13					
2/22/2021	0.69								

Time Series

Constituent: Fluoride (mg/L) Analysis Run 5/23/2022 9:43 AM

Plant Bowen Client: Southern Company Data: Bowen AP-1

	BGWC-42D	BGWC-43D	BGWC-44D	BGWC-7	BGWC-8	BGWC-9	BGWC-51	BGWC-52	BGWC-49D
2/23/2021							0.087 (J)	0.073 (J)	
3/8/2021		0.9							
3/24/2021					<0.1	0.075 (J)			
3/29/2021		1							
3/30/2021				0.18			0.11	0.12	
3/31/2021			0.088 (J)						
4/1/2021	0.72								
4/19/2021									0.055 (J)
7/20/2021		1.2							
8/18/2021			<0.1		<0.1	0.073 (J)			
8/19/2021				0.12					
8/20/2021	0.56								
8/23/2021		1.2					0.084 (J)	0.093 (J)	
8/24/2021									<0.1
2/9/2022			0.11						
2/10/2022					<0.1	0.071 (J)			
2/11/2022				0.12					
2/14/2022							0.13	0.1	
2/15/2022		0.89							
2/17/2022	0.61								<0.1

Time Series

Constituent: Fluoride (mg/L) Analysis Run 5/23/2022 9:43 AM

Plant Bowen Client: Southern Company Data: Bowen AP-1

	BGWC-50D
6/6/2016	
6/7/2016	
6/8/2016	
8/10/2016	
8/11/2016	
10/4/2016	
10/5/2016	
10/6/2016	
12/2/2016	
12/5/2016	
12/6/2016	
2/14/2017	
2/15/2017	
4/14/2017	
4/17/2017	
4/18/2017	
5/26/2017	
6/2/2017	
7/10/2017	
7/11/2017	
7/14/2017	
10/10/2017	
10/11/2017	
3/26/2018	
3/27/2018	
6/12/2018	
6/13/2018	
10/16/2018	
10/17/2018	
10/18/2018	
2/25/2019	
2/28/2019	
4/1/2019	
4/2/2019	
9/24/2019	
2/19/2020	
2/20/2020	
2/21/2020	
3/18/2020	
3/19/2020	
5/4/2020	
5/11/2020	
5/20/2020	
9/3/2020	
9/23/2020	
9/24/2020	
9/25/2020	
1/28/2021	
2/16/2021	
2/17/2021	
2/18/2021	
2/22/2021	

Time Series

Constituent: Fluoride (mg/L) Analysis Run 5/23/2022 9:43 AM

Plant Bowen Client: Southern Company Data: Bowen AP-1

	BGWC-50D
2/23/2021	
3/8/2021	
3/24/2021	
3/29/2021	
3/30/2021	
3/31/2021	
4/1/2021	
4/19/2021	0.078 (J)
7/20/2021	
8/18/2021	<0.1
8/19/2021	
8/20/2021	
8/23/2021	
8/24/2021	
2/9/2022	0.08 (J)
2/10/2022	
2/11/2022	
2/14/2022	
2/15/2022	
2/17/2022	

Time Series

Constituent: Lead (mg/L) Analysis Run 5/23/2022 9:43 AM

Plant Bowen Client: Southern Company Data: Bowen AP-1

	BGWA-2 (bg)	BGWA-29 (bg)	BGWA-33 (bg)	BGWA-47D (bg)	BGWA-48D (bg)	BGWA-6	BGWC-10	BGWC-12	BGWC-14A
6/6/2016	0.0024					<0.001			
6/7/2016							<0.001	<0.001	
8/9/2016	<0.001								
8/10/2016						<0.001			
8/11/2016									
8/12/2016								0.0001 (J)	
8/16/2016							<0.001		
8/22/2016		<0.001							
10/3/2016	<0.001								
10/4/2016		<0.001				<0.001			
10/6/2016								0.0002 (J)	
10/7/2016							<0.001		
11/29/2016	0.0002 (J)								
12/1/2016		<0.001				<0.001			
12/5/2016								0.0003 (J)	
12/6/2016							<0.001		
1/10/2017		<0.001							
2/13/2017	<0.001								
2/14/2017		<0.001				<0.001			
2/15/2017								<0.001	
2/16/2017							<0.001		
4/13/2017	<0.001					<0.001			
4/14/2017		<0.001							
4/18/2017							<0.001	<0.001	
5/25/2017	0.0001 (J)	<0.001				<0.001			
5/30/2017									
6/2/2017							<0.001	0.0001 (J)	
7/7/2017	<0.001					<0.001			
7/10/2017		<0.001							
7/12/2017							<0.001		
7/13/2017								0.0001 (J)	
7/14/2017									
3/26/2018	<0.001	<0.001							
3/27/2018							<0.001		
3/28/2018								<0.001	
2/25/2019	<0.001								
2/27/2019		<0.001							
2/28/2019							<0.001	<0.001	
4/1/2019	<0.001	<0.001						<0.001	
4/2/2019						7E-05 (J)	<0.001		
4/3/2019			<0.001						
9/23/2019	<0.001	<0.001				<0.001			
9/25/2019							0.00019 (J)	0.00063 (J)	
9/26/2019									
9/27/2019			<0.001						
2/18/2020	<0.001					<0.001			
2/19/2020		<0.001							
2/20/2020							0.00014 (J)		
2/21/2020			<0.001						
2/24/2020								<0.001	
3/18/2020	<0.001	<0.001							
3/19/2020						<0.001		<0.001	

Time Series

Constituent: Lead (mg/L) Analysis Run 5/23/2022 9:43 AM

Plant Bowen Client: Southern Company Data: Bowen AP-1

	BGWA-2 (bg)	BGWA-29 (bg)	BGWA-33 (bg)	BGWA-47D (bg)	BGWA-48D (bg)	BGWA-6	BGWC-10	BGWC-12	BGWC-14A
3/20/2020			<0.001						
3/23/2020							<0.001		
5/22/2020				8.9E-05 (J)					7.3E-05 (J)
5/25/2020					0.00013 (J)				
6/23/2020				5.8E-05 (J)	8.1E-05 (J)				<0.001
7/28/2020				5.7E-05 (J)	5.2E-05 (J)				<0.001
9/2/2020				7.4E-05 (J)					<0.001
9/3/2020					3.8E-05 (J)				
9/23/2020	0.00014 (J)	<0.001				6.4E-05 (J)			
9/24/2020							<0.001		
9/25/2020			4.5E-05 (J)					<0.001	
10/1/2020				0.00021 (J)	0.00014 (J)				6.2E-05 (J)
11/10/2020				6.5E-05 (J)	0.00013 (J)				0.00011 (J)
12/15/2020				8E-05 (J)	0.00011 (J)				5.6E-05 (J)
1/20/2021				7.2E-05 (J)	0.00025 (J)				<0.001
2/16/2021	0.00011 (J)	4.2E-05 (J)							
2/17/2021				0.00015 (J)	0.00026 (J)				
2/18/2021						5.7E-05 (J)	<0.001		<0.001
2/19/2021			<0.001					8.7E-05 (J)	
3/23/2021		<0.001							
3/24/2021								0.00013 (J)	<0.001
3/25/2021				<0.001	0.00011 (J)				
3/26/2021	6.8E-05 (J)								
3/30/2021							<0.001		
3/31/2021						0.00016 (J)			
4/1/2021			<0.001						
8/16/2021	<0.001	<0.001		<0.001	<0.001	<0.001			
8/18/2021							<0.001	<0.001	<0.001
8/25/2021			<0.001						
2/9/2022	<0.001			<0.001	<0.001	<0.001			<0.001
2/10/2022		<0.001							
2/11/2022							<0.001	<0.001	
2/16/2022			<0.001						

Time Series

Constituent: Lead (mg/L) Analysis Run 5/23/2022 9:43 AM

Plant Bowen Client: Southern Company Data: Bowen AP-1

	BGWC-16
6/6/2016	
6/7/2016	<0.001
8/9/2016	
8/10/2016	
8/11/2016	<0.001
8/12/2016	
8/16/2016	
8/22/2016	
10/3/2016	
10/4/2016	
10/6/2016	
10/7/2016	<0.001
11/29/2016	
12/1/2016	
12/5/2016	
12/6/2016	<0.001
1/10/2017	
2/13/2017	
2/14/2017	
2/15/2017	
2/16/2017	<0.001
4/13/2017	
4/14/2017	
4/18/2017	<0.001
5/25/2017	
5/30/2017	0.0001 (J)
6/2/2017	
7/7/2017	
7/10/2017	
7/12/2017	
7/13/2017	
7/14/2017	0.0002 (J)
3/26/2018	
3/27/2018	<0.001
3/28/2018	
2/25/2019	<0.001
2/27/2019	
2/28/2019	
4/1/2019	
4/2/2019	<0.001
4/3/2019	
9/23/2019	
9/25/2019	
9/26/2019	0.00034 (J)
9/27/2019	
2/18/2020	
2/19/2020	
2/20/2020	0.00014 (J)
2/21/2020	
2/24/2020	
3/18/2020	
3/19/2020	0.00013 (J)

Time Series

Constituent: Lead (mg/L) Analysis Run 5/23/2022 9:43 AM

Plant Bowen Client: Southern Company Data: Bowen AP-1

	BGWC-16
3/20/2020	
3/23/2020	
5/22/2020	
5/25/2020	
6/23/2020	
7/28/2020	
9/2/2020	
9/3/2020	
9/23/2020	
9/24/2020	0.00021 (J)
9/25/2020	
10/1/2020	
11/10/2020	
12/15/2020	
1/20/2021	
2/16/2021	
2/17/2021	
2/18/2021	0.00013 (J)
2/19/2021	
3/23/2021	
3/24/2021	8E-05 (J)
3/25/2021	
3/26/2021	
3/30/2021	
3/31/2021	
4/1/2021	
8/16/2021	
8/18/2021	<0.001
8/25/2021	
2/9/2022	
2/10/2022	
2/11/2022	<0.001
2/16/2022	

Time Series

Constituent: Lead (mg/L) Analysis Run 5/23/2022 9:43 AM

Plant Bowen Client: Southern Company Data: Bowen AP-1

	BGWC-17	BGWC-18	BGWC-19	BGWC-20	BGWC-21	BGWC-22	BGWC-23	BGWC-24	BGWC-25
6/7/2016	<0.001								
6/8/2016		<0.001	<0.001	<0.001	<0.001	<0.001			<0.001
6/9/2016							<0.001	0.00059 (J)	
8/11/2016	<0.001								
8/12/2016		0.0001 (J)	<0.001	<0.001					
8/15/2016									0.0005 (J)
8/18/2016					<0.001	<0.001	<0.001	<0.001	
10/7/2016	<0.001	<0.001	<0.001						
10/10/2016				<0.001	<0.001	<0.001	<0.001	<0.001	<0.001
12/6/2016	<0.001	0.0001 (J)							
12/7/2016			<0.001	<0.001			<0.001	<0.001	
12/8/2016					<0.001	<0.001			0.0006 (J)
1/23/2017									
2/7/2017									
2/16/2017	<0.001	0.0002 (J)	<0.001						
2/17/2017				<0.001	<0.001	<0.001			
2/20/2017							<0.001	<0.001	0.0004 (J)
3/27/2017									
4/17/2017									
4/19/2017	<0.001	0.0001 (J)	0.0006 (J)	<0.001	<0.001		<0.001	<0.001	
4/20/2017						<0.001			0.0002 (J)
5/22/2017									
5/30/2017	<0.001								
6/1/2017		9E-05 (J)	<0.001	0.0001 (J)	<0.001				7E-05 (J)
6/5/2017						<0.001	<0.001	7E-05 (J)	
7/11/2017									
7/14/2017	<0.001	0.0001 (J)	<0.001						
7/17/2017							<0.001	<0.001	<0.001
7/18/2017				<0.001	<0.001				
7/19/2017						<0.001			
8/23/2017									
3/26/2018									
3/27/2018	<0.001	<0.001	<0.001						
3/28/2018				<0.001	<0.001				<0.001
3/29/2018						<0.001	<0.001	<0.001	
2/27/2019	<0.001	<0.001		<0.001					
3/1/2019			<0.001			0.00033 (J)	<0.001	<0.001	<0.001
4/2/2019	<0.001	8.1E-05 (J)							
4/3/2019			<0.001	<0.001	6.8E-05 (J)	<0.001	<0.001	<0.001	
4/4/2019									<0.001
9/26/2019	<0.001	<0.001	<0.001	<0.001					
9/27/2019						5.4E-05 (J)	<0.001		
9/30/2019					7.3E-05 (J)			<0.001	<0.001
2/24/2020	7.9E-05 (J)	<0.001	<0.001	<0.001					
2/25/2020						<0.001	<0.001		
2/26/2020					5.3E-05 (J)			<0.001	<0.001
3/19/2020	<0.001								
3/20/2020		<0.001	<0.001		6E-05 (J)	<0.001			
3/23/2020				<0.001			<0.001		
3/24/2020									<0.001
3/25/2020								5.4E-05 (J)	
9/24/2020	<0.001	<0.001			5E-05 (J)	0.00014 (J)	0.00014 (J)		

Time Series

Constituent: Lead (mg/L) Analysis Run 5/23/2022 9:43 AM

Plant Bowen Client: Southern Company Data: Bowen AP-1

	BGWC-17	BGWC-18	BGWC-19	BGWC-20	BGWC-21	BGWC-22	BGWC-23	BGWC-24	BGWC-25
9/25/2020								0.0001 (J)	
9/28/2020			3.8E-05 (J)	8.3E-05 (J)					5.1E-05 (J)
2/18/2021	<0.001	<0.001	<0.001	<0.001					
2/19/2021					8.7E-05 (J)	0.00011 (J)	<0.001	4.3E-05 (J)	
2/23/2021									7.4E-05 (J)
3/8/2021									
3/24/2021	<0.001	<0.001							
3/25/2021									
3/26/2021			<0.001				0.00031 (J)	7.1E-05 (J)	0.00013 (J)
3/29/2021				<0.001	9.4E-05 (J)	6.1E-05 (J)			
8/19/2021	<0.001	<0.001							<0.001
8/20/2021			<0.001	<0.001	<0.001				
8/23/2021						<0.001	<0.001	<0.001	
2/11/2022	<0.001								
2/14/2022							<0.001		
2/15/2022						<0.001		<0.001	
2/16/2022		<0.001	<0.001	<0.001	<0.001				<0.001

Time Series

Constituent: Lead (mg/L) Analysis Run 5/23/2022 9:43 AM

Plant Bowen Client: Southern Company Data: Bowen AP-1

	BGWC-30
6/7/2016	
6/8/2016	
6/9/2016	
8/11/2016	
8/12/2016	
8/15/2016	
8/18/2016	
10/7/2016	
10/10/2016	
12/6/2016	
12/7/2016	
12/8/2016	
1/23/2017	0.0003 (J)
2/7/2017	0.0002 (J)
2/16/2017	
2/17/2017	
2/20/2017	
3/27/2017	8E-05 (J)
4/17/2017	<0.001
4/19/2017	
4/20/2017	
5/22/2017	<0.001
5/30/2017	
6/1/2017	
6/5/2017	<0.001
7/11/2017	8E-05 (J)
7/14/2017	
7/17/2017	
7/18/2017	
7/19/2017	
8/23/2017	<0.001
3/26/2018	<0.001
3/27/2018	
3/28/2018	
3/29/2018	
2/27/2019	
3/1/2019	<0.001
4/2/2019	<0.001
4/3/2019	
4/4/2019	
9/26/2019	
9/27/2019	0.00018 (J)
9/30/2019	
2/24/2020	
2/25/2020	
2/26/2020	0.00035 (J)
3/19/2020	
3/20/2020	
3/23/2020	0.00011 (J)
3/24/2020	
3/25/2020	
9/24/2020	

Time Series

Constituent: Lead (mg/L) Analysis Run 5/23/2022 9:43 AM

Plant Bowen Client: Southern Company Data: Bowen AP-1

	BGWC-30
9/25/2020	0.00016 (J)
9/28/2020	
2/18/2021	
2/19/2021	
2/23/2021	
3/8/2021	0.00018 (J)
3/24/2021	
3/25/2021	0.00015 (J)
3/26/2021	
3/29/2021	
8/19/2021	<0.001
8/20/2021	
8/23/2021	
2/11/2022	
2/14/2022	<0.001
2/15/2022	
2/16/2022	

Time Series

Constituent: Lead (mg/L) Analysis Run 5/23/2022 9:43 AM

Plant Bowen Client: Southern Company Data: Bowen AP-1

	BGWC-31	BGWC-32	BGWC-34D	BGWC-35D	BGWC-36D	BGWC-37D	BGWC-38D	BGWC-39	BGWC-40
4/2/2019					0.00067 (J)				
4/4/2019	0.00065 (J)		5.4E-05 (J)	0.00023 (J)					
4/5/2019		<0.001							
9/24/2019	0.0004 (J)		<0.001						
9/26/2019		<0.001		6.9E-05 (J)					
9/27/2019					0.0005 (J)				
2/25/2020				0.00025 (J)		0.00011 (J)			
2/26/2020	7.6E-05 (J)				0.00033 (J)				
2/27/2020		<0.001	<0.001				0.00025 (J)	<0.001	
2/28/2020									0.00014 (J)
3/23/2020	0.00028 (J)				0.00014 (J)				
3/24/2020		<0.001	<0.001			7.3E-05 (J)	0.00016 (J)	0.0001 (J)	
3/25/2020				0.00018 (J)					0.00017 (J)
9/2/2020							0.00022 (J)		
9/25/2020		0.00011 (J)		0.00037 (J)		0.00029 (J)			
9/28/2020	0.0013 (J)		<0.001		0.00017 (J)				
9/29/2020								<0.001	0.00024 (J)
2/19/2021			<0.001						
2/22/2021	0.00045 (J)			0.00011 (J)		8.2E-05 (J)		<0.001	0.00014 (J)
2/23/2021		7.2E-05 (J)							
3/8/2021					0.00011 (J)				
3/9/2021							<0.001		
3/25/2021					<0.001				
3/26/2021				<0.001		<0.001			
3/29/2021	0.00061 (J)						<0.001		
3/30/2021		<0.001	<0.001						0.00018 (J)
3/31/2021								<0.001	
8/19/2021							<0.001		
8/20/2021	<0.001			<0.001		<0.001			
8/23/2021					<0.001				
8/24/2021			<0.001					<0.001	<0.001
8/25/2021		<0.001							
2/14/2022					<0.001		<0.001		
2/15/2022									
2/16/2022	<0.001	<0.001	<0.001					<0.001	<0.001
2/17/2022				<0.001		<0.001			

Time Series

Constituent: Lead (mg/L) Analysis Run 5/23/2022 9:43 AM

Plant Bowen Client: Southern Company Data: Bowen AP-1

	BGWC-41D
4/2/2019	
4/4/2019	
4/5/2019	
9/24/2019	
9/26/2019	
9/27/2019	
2/25/2020	
2/26/2020	
2/27/2020	
2/28/2020	
3/23/2020	
3/24/2020	
3/25/2020	
9/2/2020	<0.001
9/25/2020	
9/28/2020	
9/29/2020	
2/19/2021	
2/22/2021	<0.001
2/23/2021	
3/8/2021	
3/9/2021	
3/25/2021	
3/26/2021	
3/29/2021	
3/30/2021	
3/31/2021	3.6E-05 (J)
8/19/2021	
8/20/2021	
8/23/2021	
8/24/2021	<0.001
8/25/2021	
2/14/2022	
2/15/2022	<0.001
2/16/2022	
2/17/2022	

Time Series

Constituent: Lead (mg/L) Analysis Run 5/23/2022 9:43 AM

Plant Bowen Client: Southern Company Data: Bowen AP-1

	BGWC-42D	BGWC-43D	BGWC-44D	BGWC-7	BGWC-8	BGWC-9	BGWC-51	BGWC-52	BGWC-49D
6/6/2016						<0.001			
6/7/2016					<0.001				
6/8/2016				<0.001					
8/10/2016					<0.001				
8/11/2016				<0.001		<0.001			
10/4/2016					<0.001				
10/5/2016						0.0005 (J)			
10/6/2016				<0.001					
12/2/2016					<0.001				
12/5/2016						0.0002 (J)			
12/6/2016				<0.001					
2/14/2017					<0.001				
2/15/2017				<0.001		<0.001			
4/14/2017					<0.001				
4/17/2017						0.0001 (J)			
4/18/2017				<0.001					
5/26/2017					0.0003 (J)	0.0001 (J)			
6/2/2017				<0.001					
7/10/2017					<0.001				
7/11/2017						<0.001			
7/14/2017				<0.001					
3/26/2018					<0.001				
3/27/2018				<0.001		<0.001			
2/25/2019					<0.001				
2/28/2019				<0.001					
4/1/2019					<0.001	9.2E-05 (J)			
4/2/2019				<0.001					
9/24/2019				<0.001	<0.001	5.6E-05 (J)			
2/19/2020					0.00014 (J)				
2/20/2020						8.2E-05 (J)			
2/21/2020				<0.001					
3/18/2020					<0.001				
3/19/2020				<0.001		6.3E-05 (J)			
9/3/2020	<0.001	0.00012 (J)	<0.001						
9/23/2020					<0.001				
9/24/2020						<0.001			
9/25/2020				<0.001					
1/28/2021							0.00016 (J)	5.4E-05 (J)	
2/16/2021					0.0001 (J)				
2/17/2021						7.5E-05 (J)			
2/18/2021			0.00017 (J)	<0.001					
2/22/2021	4.1E-05 (J)								
2/23/2021							0.00015 (J)	0.0001 (J)	
3/8/2021		<0.001							
3/24/2021					0.00015 (J)	<0.001			
3/29/2021		<0.001							
3/30/2021				<0.001			0.00022 (J)	0.00011 (J)	
3/31/2021			<0.001						
4/1/2021	4.4E-05 (J)								
4/19/2021									4.4E-05 (J)
8/18/2021			<0.001		<0.001	<0.001			
8/19/2021				<0.001					

Time Series

Constituent: Lead (mg/L) Analysis Run 5/23/2022 9:43 AM

Plant Bowen Client: Southern Company Data: Bowen AP-1

	BGWC-42D	BGWC-43D	BGWC-44D	BGWC-7	BGWC-8	BGWC-9	BGWC-51	BGWC-52	BGWC-49D
8/20/2021	<0.001								
8/23/2021		<0.001					<0.001	<0.001	
8/24/2021									<0.001
2/9/2022			<0.001						
2/10/2022					<0.001	<0.001			
2/11/2022				<0.001					
2/14/2022							<0.001	<0.001	
2/15/2022		<0.001							
2/17/2022	<0.001								<0.001

Time Series

Constituent: Lead (mg/L) Analysis Run 5/23/2022 9:43 AM

Plant Bowen Client: Southern Company Data: Bowen AP-1

	BGWC-50D
6/6/2016	
6/7/2016	
6/8/2016	
8/10/2016	
8/11/2016	
10/4/2016	
10/5/2016	
10/6/2016	
12/2/2016	
12/5/2016	
12/6/2016	
2/14/2017	
2/15/2017	
4/14/2017	
4/17/2017	
4/18/2017	
5/26/2017	
6/2/2017	
7/10/2017	
7/11/2017	
7/14/2017	
3/26/2018	
3/27/2018	
2/25/2019	
2/28/2019	
4/1/2019	
4/2/2019	
9/24/2019	
2/19/2020	
2/20/2020	
2/21/2020	
3/18/2020	
3/19/2020	
9/3/2020	
9/23/2020	
9/24/2020	
9/25/2020	
1/28/2021	
2/16/2021	
2/17/2021	
2/18/2021	
2/22/2021	
2/23/2021	
3/8/2021	
3/24/2021	
3/29/2021	
3/30/2021	
3/31/2021	
4/1/2021	
4/19/2021	0.00014 (J)
8/18/2021	<0.001
8/19/2021	

Time Series

Constituent: Lead (mg/L) Analysis Run 5/23/2022 9:43 AM

Plant Bowen Client: Southern Company Data: Bowen AP-1

	BGWC-50D
8/20/2021	
8/23/2021	
8/24/2021	
2/9/2022	<0.001
2/10/2022	
2/11/2022	
2/14/2022	
2/15/2022	
2/17/2022	

Time Series

Constituent: Lithium (mg/L) Analysis Run 5/23/2022 9:43 AM

Plant Bowen Client: Southern Company Data: Bowen AP-1

	BGWA-2 (bg)	BGWA-29 (bg)	BGWA-33 (bg)	BGWA-47D (bg)	BGWA-48D (bg)	BGWA-6	BGWC-10	BGWC-12	BGWC-14A
6/6/2016	<0.03					<0.03			
6/7/2016							0.0065	<0.03	
8/9/2016	<0.03								
8/10/2016						<0.03			
8/11/2016									
8/12/2016								<0.03	
8/16/2016							<0.03		
8/22/2016		<0.03							
10/3/2016	<0.03								
10/4/2016		<0.03				<0.03			
10/6/2016								<0.03	
10/7/2016							<0.03		
11/29/2016	<0.03								
12/1/2016		<0.03				<0.03			
12/5/2016								<0.03	
12/6/2016							<0.03		
1/10/2017		<0.03							
2/13/2017	<0.03								
2/14/2017		<0.03				<0.03			
2/15/2017								<0.03	
2/16/2017							<0.03		
4/13/2017	<0.03					<0.03			
4/14/2017		<0.03							
4/18/2017							0.0011 (J)	<0.03	
5/25/2017	<0.03	<0.03				<0.03			
5/30/2017									
6/2/2017							0.0011 (J)	<0.03	
7/7/2017	<0.03					<0.03			
7/10/2017		<0.03							
7/12/2017							<0.03		
7/13/2017								<0.03	
7/14/2017									
3/26/2018	<0.03	<0.03							
3/27/2018							0.0025 (J)		
3/28/2018								<0.03	
6/12/2018	<0.03	<0.03							
6/14/2018							0.0011 (J)	<0.03	
10/16/2018	<0.03	<0.03				<0.03			
10/17/2018								<0.03	
10/18/2018							0.0016 (J)		
2/25/2019	<0.03								
2/27/2019		<0.03							
2/28/2019							0.0017 (J)	0.0011 (J)	
4/1/2019	<0.03	0.00059 (J)						0.00078 (J)	
4/2/2019						<0.03	0.0012 (J)		
4/3/2019			<0.03						
9/23/2019	<0.03	0.00089 (J)				<0.03			
9/25/2019							<0.03	0.001 (J)	
9/26/2019									
9/27/2019			<0.03						
2/18/2020	<0.03					<0.03			
2/19/2020		<0.03							

Time Series

Constituent: Lithium (mg/L) Analysis Run 5/23/2022 9:43 AM

Plant Bowen Client: Southern Company Data: Bowen AP-1

	BGWA-2 (bg)	BGWA-29 (bg)	BGWA-33 (bg)	BGWA-47D (bg)	BGWA-48D (bg)	BGWA-6	BGWC-10	BGWC-12	BGWC-14A
2/20/2020							0.00093 (J)		
2/21/2020			<0.03						
2/24/2020								0.00091 (J)	
3/18/2020	<0.03	<0.03							
3/19/2020						<0.03		0.00097 (J)	
3/20/2020			<0.03						
3/23/2020							0.00084 (J)		
5/22/2020				<0.03					<0.03
5/25/2020					0.0011 (J)				
6/23/2020				<0.03	<0.03				<0.03
7/28/2020				<0.03	0.0014 (J)				<0.03
9/2/2020				<0.03					0.00095 (J)
9/3/2020					0.0014 (J)				
9/23/2020	<0.03	0.00085 (J)				<0.03			
9/24/2020							0.0013 (J)		
9/25/2020			<0.03					0.001 (J)	
10/1/2020				<0.03	0.0011 (J)				0.00095 (J)
11/10/2020				<0.03	<0.03				<0.03
12/15/2020				<0.03	0.00089				0.00091
1/20/2021				<0.03	0.00091 (J)				0.00082 (J)
2/16/2021	<0.03	<0.03							
2/17/2021				<0.03	0.00099 (J)				
2/18/2021						<0.03	0.0011 (J)		<0.03
2/19/2021			<0.03					0.0011 (J)	
3/23/2021		0.00087 (J)							
3/24/2021								0.0012 (J)	<0.03
3/25/2021				<0.03	<0.03				
3/26/2021	<0.03								
3/30/2021							0.00092 (J)		
3/31/2021						0.00082 (J)			
4/1/2021			<0.03						
8/16/2021	<0.03	0.00093 (J)		<0.03	<0.03	<0.03			
8/18/2021							<0.03	0.0013 (J)	0.00087 (J)
8/25/2021			<0.03						
2/9/2022	<0.03			0.00083 (J)	<0.03	<0.03			<0.03
2/10/2022		<0.03							
2/11/2022							0.00079 (J)	0.0011 (J)	
2/16/2022			<0.03						

Time Series

Constituent: Lithium (mg/L) Analysis Run 5/23/2022 9:43 AM

Plant Bowen Client: Southern Company Data: Bowen AP-1

	BGWC-16
6/6/2016	
6/7/2016	<0.03
8/9/2016	
8/10/2016	
8/11/2016	<0.03
8/12/2016	
8/16/2016	
8/22/2016	
10/3/2016	
10/4/2016	
10/6/2016	
10/7/2016	<0.03
11/29/2016	
12/1/2016	
12/5/2016	
12/6/2016	<0.03
1/10/2017	
2/13/2017	
2/14/2017	
2/15/2017	
2/16/2017	<0.03
4/13/2017	
4/14/2017	
4/18/2017	<0.03
5/25/2017	
5/30/2017	<0.03
6/2/2017	
7/7/2017	
7/10/2017	
7/12/2017	
7/13/2017	
7/14/2017	<0.03
3/26/2018	
3/27/2018	<0.03
3/28/2018	
6/12/2018	<0.03
6/14/2018	
10/16/2018	
10/17/2018	
10/18/2018	<0.03
2/25/2019	<0.03
2/27/2019	
2/28/2019	
4/1/2019	
4/2/2019	0.00049 (J)
4/3/2019	
9/23/2019	
9/25/2019	
9/26/2019	<0.03
9/27/2019	
2/18/2020	
2/19/2020	

Time Series

Constituent: Lithium (mg/L) Analysis Run 5/23/2022 9:43 AM

Plant Bowen Client: Southern Company Data: Bowen AP-1

	BGWC-16
2/20/2020	<0.03
2/21/2020	
2/24/2020	
3/18/2020	
3/19/2020	<0.03
3/20/2020	
3/23/2020	
5/22/2020	
5/25/2020	
6/23/2020	
7/28/2020	
9/2/2020	
9/3/2020	
9/23/2020	
9/24/2020	<0.03
9/25/2020	
10/1/2020	
11/10/2020	
12/15/2020	
1/20/2021	
2/16/2021	
2/17/2021	
2/18/2021	<0.03
2/19/2021	
3/23/2021	
3/24/2021	<0.03
3/25/2021	
3/26/2021	
3/30/2021	
3/31/2021	
4/1/2021	
8/16/2021	
8/18/2021	<0.03
8/25/2021	
2/9/2022	
2/10/2022	
2/11/2022	<0.03
2/16/2022	

Time Series

Constituent: Lithium (mg/L) Analysis Run 5/23/2022 9:43 AM

Plant Bowen Client: Southern Company Data: Bowen AP-1

	BGWC-17	BGWC-18	BGWC-19	BGWC-20	BGWC-21	BGWC-22	BGWC-23	BGWC-24	BGWC-25
6/7/2016	<0.03								
6/8/2016		<0.03	<0.03	0.016	<0.03	0.012			<0.03
6/9/2016							0.0074	0.0057	
8/11/2016	<0.03								
8/12/2016		<0.03	<0.03	0.0202 (J)					
8/15/2016									<0.03
8/18/2016					<0.03	0.0118 (J)	0.0078 (J)	0.0061 (J)	
10/7/2016	<0.03	<0.03	<0.03						
10/10/2016				0.0194 (J)	<0.03	0.0137 (J)	0.0093 (J)	0.006 (J)	<0.03
12/6/2016	<0.03	<0.03							
12/7/2016			<0.03	0.0265 (J)			0.0117 (J)	0.0066 (J)	
12/8/2016					<0.03	0.0154 (J)			<0.03
1/23/2017									
2/7/2017									
2/16/2017	<0.03	<0.03	<0.03						
2/17/2017				0.0253 (J)	<0.03	0.0125 (J)			
2/20/2017							0.011 (J)	0.0053 (J)	<0.03
3/27/2017									
4/17/2017									
4/19/2017	<0.03	<0.03	<0.03	0.0233 (J)	<0.03		0.0105 (J)	0.0055 (J)	
4/20/2017						0.012 (J)			<0.03
5/22/2017									
5/30/2017	<0.03								
6/1/2017		<0.03	<0.03	0.023 (J)	<0.03				<0.03
6/5/2017						0.0114 (J)	0.0108 (J)	0.0068 (J)	
7/11/2017									
7/14/2017	<0.03	<0.03	<0.03						
7/17/2017							0.0095 (J)	<0.03	<0.03
7/18/2017				0.0207 (J)	<0.03				
7/19/2017						0.0126 (J)			
8/23/2017									
3/26/2018									
3/27/2018	<0.03	<0.03	<0.03						
3/28/2018				0.013 (J)	<0.03				<0.03
3/29/2018						0.021 (J)	0.014 (J)	0.0053 (J)	
6/13/2018				0.02 (J)			0.014 (J)	0.0067 (J)	
6/14/2018	<0.03	<0.03			<0.03	0.024 (J)			<0.03
6/15/2018			<0.03						
10/17/2018	<0.03								
10/18/2018		<0.03							
10/19/2018			<0.03		<0.03				
10/22/2018				0.016 (J)		0.034 (J)	0.016 (J)	0.0075 (J)	<0.03
2/27/2019	<0.03	<0.03		0.015 (J)					
3/1/2019			<0.03			0.022 (J)	0.017 (J)	0.0068 (J)	<0.03
4/2/2019	0.00069 (J)	<0.03							
4/3/2019			<0.03	0.012 (J)	<0.03	0.024 (J)	0.013 (J)	0.0048 (J)	
4/4/2019									<0.03
9/26/2019	<0.03	<0.03	<0.03	0.018 (J)					
9/27/2019						0.039	0.024 (J)		
9/30/2019					<0.03			0.0077 (J)	<0.03
2/24/2020	<0.03	<0.03	<0.03	0.021 (J)					
2/25/2020						0.026 (J)	0.033		

Time Series

Constituent: Lithium (mg/L) Analysis Run 5/23/2022 9:43 AM

Plant Bowen Client: Southern Company Data: Bowen AP-1

	BGWC-17	BGWC-18	BGWC-19	BGWC-20	BGWC-21	BGWC-22	BGWC-23	BGWC-24	BGWC-25
2/26/2020					<0.03			0.0082 (J)	<0.03
3/19/2020	<0.03								
3/20/2020		<0.03	<0.03		<0.03	0.029 (J)			
3/23/2020				0.02 (J)			0.032		
3/24/2020									<0.03
3/25/2020								0.0078 (J)	
9/24/2020	<0.03	<0.03			<0.03	0.043	0.031		
9/25/2020								0.0078 (J)	
9/28/2020			<0.03	0.027 (J)					<0.03
2/18/2021	<0.03	<0.03	<0.03	0.041					
2/19/2021					<0.03	0.035	0.04	0.0086 (J)	
2/23/2021									<0.03
3/8/2021									
3/24/2021	<0.03	<0.03							
3/25/2021									
3/26/2021			<0.03				0.039 (J)	<0.03	<0.03
3/29/2021				0.036	<0.03	0.033			
8/19/2021	<0.03	<0.03							<0.03
8/20/2021			<0.03	0.025 (J)	<0.03				
8/23/2021						0.028 (J)	0.029 (J)	0.0076 (J)	
2/11/2022	<0.03								
2/14/2022							0.033		
2/15/2022						0.032 (J)		0.0086 (J)	
2/16/2022		<0.03	<0.03	0.031	<0.03				<0.03

Time Series

Constituent: Lithium (mg/L) Analysis Run 5/23/2022 9:43 AM

Plant Bowen Client: Southern Company Data: Bowen AP-1

	BGWC-30
6/7/2016	
6/8/2016	
6/9/2016	
8/11/2016	
8/12/2016	
8/15/2016	
8/18/2016	
10/7/2016	
10/10/2016	
12/6/2016	
12/7/2016	
12/8/2016	
1/23/2017	0.0171 (J)
2/7/2017	0.0196 (J)
2/16/2017	
2/17/2017	
2/20/2017	
3/27/2017	0.0192 (J)
4/17/2017	0.0169 (J)
4/19/2017	
4/20/2017	
5/22/2017	0.0167 (J)
5/30/2017	
6/1/2017	
6/5/2017	0.0177 (J)
7/11/2017	0.0203 (J)
7/14/2017	
7/17/2017	
7/18/2017	
7/19/2017	
8/23/2017	0.0182 (J)
3/26/2018	0.0063 (J)
3/27/2018	
3/28/2018	
3/29/2018	
6/13/2018	
6/14/2018	
6/15/2018	0.0049 (J)
10/17/2018	
10/18/2018	
10/19/2018	
10/22/2018	0.005 (J)
2/27/2019	
3/1/2019	0.0044 (J)
4/2/2019	0.0041 (J)
4/3/2019	
4/4/2019	
9/26/2019	
9/27/2019	0.0012 (J)
9/30/2019	
2/24/2020	
2/25/2020	

Time Series

Constituent: Lithium (mg/L) Analysis Run 5/23/2022 9:43 AM

Plant Bowen Client: Southern Company Data: Bowen AP-1

	BGWC-30
2/26/2020	0.00096 (J)
3/19/2020	
3/20/2020	
3/23/2020	0.0014 (J)
3/24/2020	
3/25/2020	
9/24/2020	
9/25/2020	0.0011 (J)
9/28/2020	
2/18/2021	
2/19/2021	
2/23/2021	
3/8/2021	0.0012 (J)
3/24/2021	
3/25/2021	<0.03
3/26/2021	
3/29/2021	
8/19/2021	0.0012 (J)
8/20/2021	
8/23/2021	
2/11/2022	
2/14/2022	0.0015 (J)
2/15/2022	
2/16/2022	

Time Series

Constituent: Lithium (mg/L) Analysis Run 5/23/2022 9:43 AM

Plant Bowen Client: Southern Company Data: Bowen AP-1

	BGWC-31	BGWC-32	BGWC-34D	BGWC-35D	BGWC-36D	BGWC-37D	BGWC-38D	BGWC-39	BGWC-40
10/17/2018					0.0044 (J)				
10/18/2018	<0.03								
10/19/2018			0.00098 (J)						
10/22/2018		<0.03		0.011 (J)					
4/2/2019					0.0021 (J)				
4/4/2019	<0.03		0.00068 (J)	0.0096 (J)					
4/5/2019		<0.03							
9/24/2019	<0.03		<0.03						
9/26/2019		<0.03		0.013					
9/27/2019					0.0028 (J)				
2/25/2020				0.011 (J)		0.044			
2/26/2020	<0.03				0.001 (J)				
2/27/2020		<0.03	<0.03				0.02 (J)	0.0036 (J)	
2/28/2020									0.00084 (J)
3/23/2020	<0.03				<0.03				
3/24/2020		<0.03	<0.03			0.025 (J)	0.019 (J)	0.0029 (J)	
3/25/2020				0.0092 (J)					0.00079 (J)
9/2/2020							0.0096 (J)		
9/25/2020		<0.03		0.0062 (J)		0.014 (J)			
9/28/2020	<0.03		<0.03		0.0011 (J)				
9/29/2020								0.0066 (J)	<0.03
2/19/2021			<0.03						
2/22/2021	<0.03			0.014 (J)		0.0092 (J)		0.0038 (J)	<0.03
2/23/2021		<0.03							
3/8/2021					0.0017 (J)				
3/9/2021							0.011 (J)		
3/25/2021					0.0022 (J)				
3/26/2021				0.02 (J)		0.0066 (J)			
3/29/2021	<0.03						0.012 (J)		
3/30/2021		<0.03	<0.03						0.00086 (J)
3/31/2021								0.0039 (J)	
8/19/2021							0.0066 (J)		
8/20/2021	<0.03			0.016 (J)		0.004 (J)			
8/23/2021					0.0022 (J)				
8/24/2021			<0.03					0.0056 (J)	0.001 (J)
8/25/2021		<0.03							
2/14/2022					0.002 (J)		0.0061 (J)		
2/15/2022									
2/16/2022	<0.03	<0.15 (o)	<0.03					0.0042 (J)	<0.15 (o)
2/17/2022				0.018 (J)		<0.15 (o)			

Time Series

Constituent: Lithium (mg/L) Analysis Run 5/23/2022 9:43 AM

Plant Bowen Client: Southern Company Data: Bowen AP-1

	BGWC-41D
10/17/2018	
10/18/2018	
10/19/2018	
10/22/2018	
4/2/2019	
4/4/2019	
4/5/2019	
9/24/2019	
9/26/2019	
9/27/2019	
2/25/2020	
2/26/2020	
2/27/2020	
2/28/2020	
3/23/2020	
3/24/2020	
3/25/2020	
9/2/2020	0.00092 (J)
9/25/2020	
9/28/2020	
9/29/2020	
2/19/2021	
2/22/2021	0.0017 (J)
2/23/2021	
3/8/2021	
3/9/2021	
3/25/2021	
3/26/2021	
3/29/2021	
3/30/2021	
3/31/2021	0.0017 (J)
8/19/2021	
8/20/2021	
8/23/2021	
8/24/2021	0.0024 (J)
8/25/2021	
2/14/2022	
2/15/2022	0.002 (J)
2/16/2022	
2/17/2022	

Time Series

Constituent: Lithium (mg/L) Analysis Run 5/23/2022 9:43 AM

Plant Bowen Client: Southern Company Data: Bowen AP-1

	BGWC-42D	BGWC-43D	BGWC-44D	BGWC-7	BGWC-8	BGWC-9	BGWC-51	BGWC-52	BGWC-49D
6/6/2016						<0.03			
6/7/2016					<0.03				
6/8/2016				0.0079					
8/10/2016					<0.03				
8/11/2016				0.0093 (J)		<0.03			
10/4/2016					<0.03				
10/5/2016						<0.03			
10/6/2016				0.0102 (J)					
12/2/2016					<0.03				
12/5/2016						<0.03			
12/6/2016				0.0094 (J)					
2/14/2017					<0.03				
2/15/2017				<0.03		<0.03			
4/14/2017					<0.03				
4/17/2017						0.0013 (J)			
4/18/2017				0.0086 (J)					
5/26/2017					<0.03	0.0013 (J)			
6/2/2017				0.0102 (J)					
7/10/2017					<0.03				
7/11/2017						<0.03			
7/14/2017				0.0092 (J)					
3/26/2018					<0.03				
3/27/2018				0.0087 (J)		0.0014 (J)			
6/12/2018					<0.03	0.0012 (J)			
6/13/2018				0.0084 (J)					
10/16/2018					0.001 (J)				
10/17/2018						<0.03			
10/18/2018				0.0083 (J)					
2/25/2019					<0.03				
2/28/2019				0.0086 (J)					
4/1/2019					<0.03	0.0012 (J)			
4/2/2019				0.0073 (J)					
9/24/2019				0.0083 (J)	<0.03	0.0011 (J)			
2/19/2020					<0.03				
2/20/2020						0.002 (J)			
2/21/2020				0.0088 (J)					
3/18/2020					<0.03				
3/19/2020				0.0097 (J)		0.0019 (J)			
9/3/2020	0.0014 (J)	0.023 (J)	0.0016 (J)						
9/23/2020					<0.03				
9/24/2020						0.0011 (J)			
9/25/2020				0.0065 (J)					
1/28/2021							0.0017 (J)	0.0037 (J)	
2/16/2021					<0.03				
2/17/2021						0.0013 (J)			
2/18/2021			0.0035 (J)	0.0072 (J)					
2/22/2021	<0.03								
2/23/2021							0.0015 (J)	0.0038 (J)	
3/8/2021		0.024 (J)							
3/24/2021					<0.03	0.0014 (J)			
3/29/2021		0.026 (J)							
3/30/2021				0.0084 (J)			0.0035 (J)	0.0038 (J)	

Time Series

Constituent: Lithium (mg/L) Analysis Run 5/23/2022 9:43 AM

Plant Bowen Client: Southern Company Data: Bowen AP-1

	BGWC-42D	BGWC-43D	BGWC-44D	BGWC-7	BGWC-8	BGWC-9	BGWC-51	BGWC-52	BGWC-49D
3/31/2021			0.0029 (J)						
4/1/2021	0.0022 (J)								
4/19/2021									0.0083 (J)
8/18/2021			0.0027 (J)		<0.03	0.0013 (J)			
8/19/2021				0.007 (J)					
8/20/2021	0.0012 (J)								
8/23/2021		0.031					0.0011 (J)	0.0033 (J)	
8/24/2021									0.01 (J)
2/9/2022			0.0036 (J)						
2/10/2022					<0.03	0.0016 (J)			
2/11/2022				0.0074 (J)					
2/14/2022							<0.03	0.002 (J)	
2/15/2022		0.027 (J)							
2/17/2022	<0.15 (o)								0.0076 (J)

Time Series

Constituent: Lithium (mg/L) Analysis Run 5/23/2022 9:43 AM

Plant Bowen Client: Southern Company Data: Bowen AP-1

	BGWC-50D
6/6/2016	
6/7/2016	
6/8/2016	
8/10/2016	
8/11/2016	
10/4/2016	
10/5/2016	
10/6/2016	
12/2/2016	
12/5/2016	
12/6/2016	
2/14/2017	
2/15/2017	
4/14/2017	
4/17/2017	
4/18/2017	
5/26/2017	
6/2/2017	
7/10/2017	
7/11/2017	
7/14/2017	
3/26/2018	
3/27/2018	
6/12/2018	
6/13/2018	
10/16/2018	
10/17/2018	
10/18/2018	
2/25/2019	
2/28/2019	
4/1/2019	
4/2/2019	
9/24/2019	
2/19/2020	
2/20/2020	
2/21/2020	
3/18/2020	
3/19/2020	
9/3/2020	
9/23/2020	
9/24/2020	
9/25/2020	
1/28/2021	
2/16/2021	
2/17/2021	
2/18/2021	
2/22/2021	
2/23/2021	
3/8/2021	
3/24/2021	
3/29/2021	
3/30/2021	

Time Series

Constituent: Lithium (mg/L) Analysis Run 5/23/2022 9:43 AM

Plant Bowen Client: Southern Company Data: Bowen AP-1

	BGWC-50D
3/31/2021	
4/1/2021	
4/19/2021	<0.03
8/18/2021	<0.03
8/19/2021	
8/20/2021	
8/23/2021	
8/24/2021	
2/9/2022	<0.03
2/10/2022	
2/11/2022	
2/14/2022	
2/15/2022	
2/17/2022	

Time Series

Constituent: Mercury (mg/L) Analysis Run 5/23/2022 9:43 AM

Plant Bowen Client: Southern Company Data: Bowen AP-1

	BGWA-2 (bg)	BGWA-29 (bg)	BGWA-33 (bg)	BGWA-47D (bg)	BGWA-48D (bg)	BGWA-6	BGWC-10	BGWC-12	BGWC-14A
6/6/2016	7.7E-05 (J)					8.4E-05 (J)			
6/7/2016							0.0001 (J)	0.0001 (J)	
8/9/2016	<0.0002								
8/10/2016						<0.0002			
8/11/2016									
8/12/2016								<0.0002	
8/16/2016							<0.0002		
8/22/2016		<0.0002							
10/3/2016	<0.0002								
10/4/2016		<0.0002				<0.0002			
10/6/2016								<0.0002	
10/7/2016							<0.0002		
11/29/2016	<0.0002								
12/1/2016		<0.0002				<0.0002			
12/5/2016								<0.0002	
12/6/2016							<0.0002		
1/10/2017		<0.0002							
2/13/2017	<0.0002								
2/14/2017		<0.0002				<0.0002			
2/15/2017								<0.0002	
2/16/2017							<0.0002		
4/13/2017	<0.0002					<0.0002			
4/14/2017		<0.0002							
4/18/2017							<0.0002	<0.0002	
5/25/2017	<0.0002	<0.0002				<0.0002			
5/30/2017									
6/2/2017							<0.0002	<0.0002	
7/7/2017	<0.0002					<0.0002			
7/10/2017		<0.0002							
7/12/2017							<0.0002		
7/13/2017								<0.0002	
7/14/2017									
3/26/2018	<0.0002	<0.0002							
3/27/2018							<0.0002		
3/28/2018								<0.0002	
2/25/2019	<0.0002								
2/27/2019		6.5E-05 (J)							
2/28/2019							4.8E-05 (J)	5.8E-05 (J)	
4/1/2019	<0.0002	<0.0002						<0.0002	
4/2/2019						<0.0002	<0.0002		
4/3/2019			<0.0002						
9/23/2019	<0.0002	<0.0002				<0.0002			
9/25/2019							<0.0002	<0.0002	
9/26/2019									
9/27/2019			<0.0002						
2/18/2020	<0.0002					<0.0002			
2/19/2020		<0.0002							
2/20/2020							<0.0002		
2/21/2020			<0.0002						
2/24/2020								<0.0002	
3/18/2020	<0.0002	<0.0002							
3/19/2020						<0.0002		<0.0002	

Time Series

Constituent: Mercury (mg/L) Analysis Run 5/23/2022 9:43 AM

Plant Bowen Client: Southern Company Data: Bowen AP-1

	BGWA-2 (bg)	BGWA-29 (bg)	BGWA-33 (bg)	BGWA-47D (bg)	BGWA-48D (bg)	BGWA-6	BGWC-10	BGWC-12	BGWC-14A
3/20/2020			<0.0002						
3/23/2020							<0.0002		
5/22/2020				<0.0002					<0.0002
5/25/2020					<0.0002				
6/23/2020				<0.0002	<0.0002				<0.0002
7/28/2020				<0.0002	<0.0002				<0.0002
9/2/2020				<0.0002					<0.0002
9/3/2020					<0.0002				
9/23/2020	<0.0002	<0.0002				<0.0002			
9/24/2020							<0.0002		
9/25/2020			8.7E-05 (J)					<0.0002	
10/1/2020				<0.0002	<0.0002				<0.0002
11/10/2020				<0.0002	<0.0002				<0.0002
12/15/2020				<0.0002	<0.0002				<0.0002
1/20/2021				<0.0002	<0.0002				<0.0002
2/16/2021	<0.0002	<0.0002							
2/17/2021				<0.0002	<0.0002				
2/18/2021						<0.0002	<0.0002		<0.0002
2/19/2021			<0.0002					<0.0002	
3/23/2021		<0.0002							
3/24/2021								<0.0002	<0.0002
3/25/2021				<0.0002	<0.0002				
3/26/2021	<0.0002								
3/30/2021							<0.0002		
3/31/2021						<0.0002			
4/1/2021			<0.0002						
8/16/2021	<0.0002	<0.0002		<0.0002	<0.0002	<0.0002			
8/18/2021							<0.0002	<0.0002	<0.0002
8/25/2021			<0.0002						
2/9/2022	<0.0002			<0.0002	<0.0002	<0.0002			<0.0002
2/10/2022		<0.0002							
2/11/2022							<0.0002	<0.0002	
2/16/2022			<0.0002						

Time Series

Constituent: Mercury (mg/L) Analysis Run 5/23/2022 9:43 AM

Plant Bowen Client: Southern Company Data: Bowen AP-1

	BGWC-16
6/6/2016	
6/7/2016	9.8E-05 (J)
8/9/2016	
8/10/2016	
8/11/2016	<0.0002
8/12/2016	
8/16/2016	
8/22/2016	
10/3/2016	
10/4/2016	
10/6/2016	
10/7/2016	<0.0002
11/29/2016	
12/1/2016	
12/5/2016	
12/6/2016	<0.0002
1/10/2017	
2/13/2017	
2/14/2017	
2/15/2017	
2/16/2017	<0.0002
4/13/2017	
4/14/2017	
4/18/2017	<0.0002
5/25/2017	
5/30/2017	<0.0002
6/2/2017	
7/7/2017	
7/10/2017	
7/12/2017	
7/13/2017	
7/14/2017	<0.0002
3/26/2018	
3/27/2018	<0.0002
3/28/2018	
2/25/2019	<0.0002
2/27/2019	
2/28/2019	
4/1/2019	
4/2/2019	<0.0002
4/3/2019	
9/23/2019	
9/25/2019	
9/26/2019	<0.0002
9/27/2019	
2/18/2020	
2/19/2020	
2/20/2020	<0.0002
2/21/2020	
2/24/2020	
3/18/2020	
3/19/2020	<0.0002

Time Series

Constituent: Mercury (mg/L) Analysis Run 5/23/2022 9:43 AM

Plant Bowen Client: Southern Company Data: Bowen AP-1

	BGWC-16
3/20/2020	
3/23/2020	
5/22/2020	
5/25/2020	
6/23/2020	
7/28/2020	
9/2/2020	
9/3/2020	
9/23/2020	
9/24/2020	<0.0002
9/25/2020	
10/1/2020	
11/10/2020	
12/15/2020	
1/20/2021	
2/16/2021	
2/17/2021	
2/18/2021	<0.0002
2/19/2021	
3/23/2021	
3/24/2021	<0.0002
3/25/2021	
3/26/2021	
3/30/2021	
3/31/2021	
4/1/2021	
8/16/2021	
8/18/2021	0.0002 (J)
8/25/2021	
2/9/2022	
2/10/2022	
2/11/2022	<0.0002
2/16/2022	

Time Series

Constituent: Mercury (mg/L) Analysis Run 5/23/2022 9:43 AM

Plant Bowen Client: Southern Company Data: Bowen AP-1

	BGWC-17	BGWC-18	BGWC-19	BGWC-20	BGWC-21	BGWC-22	BGWC-23	BGWC-24	BGWC-25
6/7/2016	0.00017 (J)								
6/8/2016		<0.0002	<0.0002	<0.0002	<0.0002	9.2E-05 (J)			<0.0002
6/9/2016							<0.0002	<0.0002	
8/11/2016	0.00019 (J)								
8/12/2016		<0.0002	<0.0002	<0.0002					
8/15/2016									<0.0002
8/18/2016					<0.0002	<0.0002	<0.0002	<0.0002	
10/7/2016	0.00014 (J)	<0.0002	<0.0002						
10/10/2016				<0.0002	<0.0002	<0.0002	<0.0002	4E-05 (J)	<0.0002
12/6/2016	0.00016 (J)	<0.0002							
12/7/2016			8E-05 (J)	<0.0002			5E-05 (J)	7E-05 (J)	
12/8/2016					<0.0002	<0.0002			<0.0002
1/23/2017									
2/7/2017									
2/16/2017	0.00017 (J)	<0.0002	<0.0002						
2/17/2017				<0.0002	<0.0002	<0.0002			
2/20/2017							<0.0002	5E-05 (J)	<0.0002
3/27/2017									
4/17/2017									
4/19/2017	0.00014 (J)	<0.0002	<0.0002	<0.0002	<0.0002		<0.0002	0.00016 (J)	
4/20/2017						<0.0002			<0.0002
5/22/2017									
5/30/2017	0.00023 (J)								
6/1/2017		<0.0002	<0.0002	<0.0002	<0.0002				<0.0002
6/5/2017						<0.0002	<0.0002	0.00013 (J)	
7/11/2017									
7/14/2017	0.00016 (J)	<0.0002	<0.0002						
7/17/2017							<0.0002	0.00013 (J)	<0.0002
7/18/2017				<0.0002	<0.0002				
7/19/2017						<0.0002			
8/23/2017									
3/26/2018									
3/27/2018	<0.0002	<0.0002	<0.0002						
3/28/2018				<0.0002	<0.0002				<0.0002
3/29/2018						<0.0002	<0.0002	<0.0002	
2/27/2019	0.00029 (J)	7.9E-05 (J)		6.6E-05 (J)					
3/1/2019			5E-05 (J)			4.2E-05 (J)	4.4E-05 (J)	0.00093	4.7E-05 (J)
4/2/2019	0.0004	<0.0002							
4/3/2019			<0.0002	<0.0002	<0.0002	<0.0002	<0.0002	0.0013	
4/4/2019									<0.0002
9/26/2019	<0.0002	<0.0002	<0.0002	<0.0002					
9/27/2019						<0.0002	<0.0002		
9/30/2019					<0.0002			0.0011	<0.0002
2/24/2020	0.0003 (J)	<0.0002	<0.0002	<0.0002					
2/25/2020						<0.0002	<0.0002		
2/26/2020					<0.0002			0.0011	<0.0002
3/19/2020	0.00017 (J)								
3/20/2020		<0.0002	<0.0002		<0.0002	<0.0002			
3/23/2020				<0.0002			<0.0002		
3/24/2020									<0.0002
3/25/2020								0.0011	
9/24/2020	0.00027 (J)	<0.0002			<0.0002	<0.0002	<0.0002		

Time Series

Constituent: Mercury (mg/L) Analysis Run 5/23/2022 9:43 AM

Plant Bowen Client: Southern Company Data: Bowen AP-1

	BGWC-17	BGWC-18	BGWC-19	BGWC-20	BGWC-21	BGWC-22	BGWC-23	BGWC-24	BGWC-25
9/25/2020								0.0036	
9/28/2020			<0.0002	<0.0002					<0.0002
2/18/2021	0.00017 (J)	<0.0002	<0.0002	<0.0002					
2/19/2021					<0.0002	<0.0002	<0.0002	0.0033	
2/23/2021									<0.0002
3/8/2021									
3/24/2021	0.00012 (J)	<0.0002							
3/25/2021									
3/26/2021			<0.0002				<0.0002	0.0058	<0.0002
3/29/2021				<0.0002	<0.0002	<0.0002			
8/19/2021	<0.0002	<0.0002							<0.0002
8/20/2021			<0.0002	<0.0002	<0.0002				
8/23/2021						<0.0002	<0.0002	0.00026	
2/11/2022	<0.0002								
2/14/2022							<0.0002		
2/15/2022						<0.0002		0.0014	
2/16/2022		<0.0002	<0.0002	<0.0002	<0.0002				<0.0002

Time Series

Constituent: Mercury (mg/L) Analysis Run 5/23/2022 9:43 AM

Plant Bowen Client: Southern Company Data: Bowen AP-1

	BGWC-30
6/7/2016	
6/8/2016	
6/9/2016	
8/11/2016	
8/12/2016	
8/15/2016	
8/18/2016	
10/7/2016	
10/10/2016	
12/6/2016	
12/7/2016	
12/8/2016	
1/23/2017	8E-05 (J)
2/7/2017	0.00011 (J)
2/16/2017	
2/17/2017	
2/20/2017	
3/27/2017	8E-05 (J)
4/17/2017	4E-05 (J)
4/19/2017	
4/20/2017	
5/22/2017	<0.0002
5/30/2017	
6/1/2017	
6/5/2017	6E-05 (J)
7/11/2017	9.1E-05 (J)
7/14/2017	
7/17/2017	
7/18/2017	
7/19/2017	
8/23/2017	5E-05 (J)
3/26/2018	<0.0002
3/27/2018	
3/28/2018	
3/29/2018	
2/27/2019	
3/1/2019	0.0001 (J)
4/2/2019	<0.0002
4/3/2019	
4/4/2019	
9/26/2019	
9/27/2019	<0.0002
9/30/2019	
2/24/2020	
2/25/2020	
2/26/2020	<0.0002
3/19/2020	
3/20/2020	
3/23/2020	<0.0002
3/24/2020	
3/25/2020	
9/24/2020	

Time Series

Constituent: Mercury (mg/L) Analysis Run 5/23/2022 9:43 AM

Plant Bowen Client: Southern Company Data: Bowen AP-1

	BGWC-30
9/25/2020	<0.0002
9/28/2020	
2/18/2021	
2/19/2021	
2/23/2021	
3/8/2021	<0.0002
3/24/2021	
3/25/2021	<0.0002
3/26/2021	
3/29/2021	
8/19/2021	<0.0002
8/20/2021	
8/23/2021	
2/11/2022	
2/14/2022	<0.0002
2/15/2022	
2/16/2022	

Time Series

Constituent: Mercury (mg/L) Analysis Run 5/23/2022 9:43 AM

Plant Bowen Client: Southern Company Data: Bowen AP-1

	BGWC-31	BGWC-32	BGWC-34D	BGWC-35D	BGWC-36D	BGWC-37D	BGWC-38D	BGWC-39	BGWC-40
4/2/2019					<0.0002				
4/4/2019	<0.0002		<0.0002	<0.0002					
4/5/2019		<0.0002							
9/24/2019	<0.0002		<0.0002						
9/26/2019		<0.0002		<0.0002					
9/27/2019					<0.0002				
2/25/2020				<0.0002		<0.0002			
2/26/2020	<0.0002				0.00018 (J)				
2/27/2020		<0.0002	<0.0002				<0.0002	<0.0002	
2/28/2020									<0.0002
3/23/2020	<0.0002				<0.0002				
3/24/2020		<0.0002	<0.0002			<0.0002	<0.0002	<0.0002	
3/25/2020				<0.0002					<0.0002
9/2/2020							0.0001 (J)		
9/25/2020		<0.0002		<0.0002		<0.0002			
9/28/2020	<0.0002		<0.0002		<0.0002				
9/29/2020								<0.0002	<0.0002
2/19/2021			<0.0002						
2/22/2021	<0.0002			<0.0002		<0.0002		<0.0002	<0.0002
2/23/2021		<0.0002							
3/8/2021					<0.0002				
3/9/2021							<0.0002		
3/25/2021					<0.0002				
3/26/2021				<0.0002		<0.0002			
3/29/2021	<0.0002						<0.0002		
3/30/2021		<0.0002	<0.0002						<0.0002
3/31/2021								<0.0002	
8/19/2021							0.00012 (J)		
8/20/2021	<0.0002			<0.0002		<0.0002			
8/23/2021					<0.0002				
8/24/2021			<0.0002					<0.0002	<0.0002
8/25/2021		<0.0002							
2/14/2022					<0.0002		<0.0002		
2/15/2022									
2/16/2022	<0.0002	<0.0002	<0.0002					<0.0002	<0.0002
2/17/2022				<0.0002		<0.0002			

Time Series

Constituent: Mercury (mg/L) Analysis Run 5/23/2022 9:43 AM

Plant Bowen Client: Southern Company Data: Bowen AP-1

	BGWC-41D
4/2/2019	
4/4/2019	
4/5/2019	
9/24/2019	
9/26/2019	
9/27/2019	
2/25/2020	
2/26/2020	
2/27/2020	
2/28/2020	
3/23/2020	
3/24/2020	
3/25/2020	
9/2/2020	<0.0002
9/25/2020	
9/28/2020	
9/29/2020	
2/19/2021	
2/22/2021	<0.0002
2/23/2021	
3/8/2021	
3/9/2021	
3/25/2021	
3/26/2021	
3/29/2021	
3/30/2021	
3/31/2021	<0.0002
8/19/2021	
8/20/2021	
8/23/2021	
8/24/2021	<0.0002
8/25/2021	
2/14/2022	
2/15/2022	<0.0002
2/16/2022	
2/17/2022	

Time Series

Constituent: Mercury (mg/L) Analysis Run 5/23/2022 9:43 AM

Plant Bowen Client: Southern Company Data: Bowen AP-1

	BGWC-42D	BGWC-43D	BGWC-44D	BGWC-7	BGWC-8	BGWC-9	BGWC-51	BGWC-52	BGWC-49D
6/6/2016						8E-05 (J)			
6/7/2016					9.7E-05 (J)				
6/8/2016				<0.0002					
8/10/2016					<0.0002				
8/11/2016				<0.0002		<0.0002			
10/4/2016					<0.0002				
10/5/2016						<0.0002			
10/6/2016				<0.0002					
12/2/2016					<0.0002				
12/5/2016						<0.0002			
12/6/2016				<0.0002					
2/14/2017					<0.0002				
2/15/2017				<0.0002		<0.0002			
4/14/2017					<0.0002				
4/17/2017						<0.0002			
4/18/2017				<0.0002					
5/26/2017					<0.0002	<0.0002			
6/2/2017				<0.0002					
7/10/2017					<0.0002				
7/11/2017						<0.0002			
7/14/2017				<0.0002					
3/26/2018					<0.0002				
3/27/2018				<0.0002		<0.0002			
2/25/2019					<0.0002				
2/28/2019				5.3E-05 (J)					
4/1/2019					<0.0002	<0.0002			
4/2/2019				<0.0002					
9/24/2019				<0.0002	<0.0002	<0.0002			
2/19/2020					<0.0002				
2/20/2020						<0.0002			
2/21/2020				<0.0002					
3/18/2020					<0.0002				
3/19/2020				<0.0002		<0.0002			
9/3/2020	<0.0002	<0.0002	<0.0002						
9/23/2020					<0.0002				
9/24/2020						<0.0002			
9/25/2020				<0.0002					
1/28/2021							0.0046	0.00019 (J)	
2/16/2021					<0.0002				
2/17/2021						<0.0002			
2/18/2021			<0.0002	<0.0002					
2/22/2021	<0.0002								
2/23/2021							0.0033	<0.0002	
3/8/2021		<0.0002							
3/24/2021					<0.0002	<0.0002			
3/29/2021		<0.0002							
3/30/2021				<0.0002			0.002	<0.0002	
3/31/2021			<0.0002						
4/1/2021	<0.0002								
4/19/2021									<0.0002
8/18/2021			<0.0002		<0.0002	<0.0002			
8/19/2021				<0.0002					

Time Series

Constituent: Mercury (mg/L) Analysis Run 5/23/2022 9:43 AM

Plant Bowen Client: Southern Company Data: Bowen AP-1

	BGWC-42D	BGWC-43D	BGWC-44D	BGWC-7	BGWC-8	BGWC-9	BGWC-51	BGWC-52	BGWC-49D
8/20/2021	<0.0002								
8/23/2021		<0.0002					0.0014	<0.0002	
8/24/2021									<0.0002
2/9/2022			<0.0002						
2/10/2022					<0.0002	<0.0002			
2/11/2022				<0.0002					
2/14/2022							0.00025	<0.0002	
2/15/2022		<0.0002							
2/17/2022	<0.0002								<0.0002

Time Series

Constituent: Mercury (mg/L) Analysis Run 5/23/2022 9:43 AM

Plant Bowen Client: Southern Company Data: Bowen AP-1

	BGWC-50D
6/6/2016	
6/7/2016	
6/8/2016	
8/10/2016	
8/11/2016	
10/4/2016	
10/5/2016	
10/6/2016	
12/2/2016	
12/5/2016	
12/6/2016	
2/14/2017	
2/15/2017	
4/14/2017	
4/17/2017	
4/18/2017	
5/26/2017	
6/2/2017	
7/10/2017	
7/11/2017	
7/14/2017	
3/26/2018	
3/27/2018	
2/25/2019	
2/28/2019	
4/1/2019	
4/2/2019	
9/24/2019	
2/19/2020	
2/20/2020	
2/21/2020	
3/18/2020	
3/19/2020	
9/3/2020	
9/23/2020	
9/24/2020	
9/25/2020	
1/28/2021	
2/16/2021	
2/17/2021	
2/18/2021	
2/22/2021	
2/23/2021	
3/8/2021	
3/24/2021	
3/29/2021	
3/30/2021	
3/31/2021	
4/1/2021	
4/19/2021	<0.0002
8/18/2021	<0.0002
8/19/2021	

Time Series

Constituent: Mercury (mg/L) Analysis Run 5/23/2022 9:43 AM

Plant Bowen Client: Southern Company Data: Bowen AP-1

	BGWC-50D
8/20/2021	
8/23/2021	
8/24/2021	
2/9/2022	<0.0002
2/10/2022	
2/11/2022	
2/14/2022	
2/15/2022	
2/17/2022	

Time Series

Constituent: Molybdenum (mg/L) Analysis Run 5/23/2022 9:43 AM

Plant Bowen Client: Southern Company Data: Bowen AP-1

	BGWA-2 (bg)	BGWA-29 (bg)	BGWA-33 (bg)	BGWA-47D (bg)	BGWA-48D (bg)	BGWA-6	BGWC-10	BGWC-12	BGWC-14A
6/6/2016	0.0015 (J)					<0.01			
6/7/2016							0.0067 (J)	<0.01	
8/9/2016	0.0016 (J)								
8/10/2016						<0.01			
8/11/2016									
8/12/2016								<0.01	
8/16/2016							0.0032 (J)		
8/22/2016		<0.01							
10/3/2016	<0.01								
10/4/2016		<0.01				<0.01			
10/6/2016								<0.01	
10/7/2016							0.0032 (J)		
11/29/2016	0.0022 (J)								
12/1/2016		<0.01				<0.01			
12/5/2016								<0.01	
12/6/2016							0.0049 (J)		
1/10/2017		<0.01							
2/13/2017	0.002 (J)								
2/14/2017		<0.01				<0.01			
2/15/2017								<0.01	
2/16/2017							0.0039 (J)		
4/13/2017	0.0025 (J)					<0.01			
4/14/2017		<0.01							
4/18/2017							0.0032 (J)	<0.01	
5/25/2017	0.002 (J)	<0.01				<0.01			
5/30/2017									
6/2/2017							0.0035 (J)	<0.01	
7/7/2017	0.0017 (J)					<0.01			
7/10/2017		<0.01							
7/12/2017							0.0037 (J)		
7/13/2017								<0.01	
7/14/2017									
3/26/2018	<0.01	<0.01							
3/27/2018							0.0032 (J)		
3/28/2018								<0.01	
6/12/2018	<0.01	<0.01							
6/14/2018							0.0033 (J)	<0.01	
10/16/2018	<0.01	<0.01				<0.01			
10/17/2018								<0.01	
10/18/2018							0.0034 (J)		
2/25/2019	<0.01								
2/27/2019		<0.01							
2/28/2019							0.0035 (J)	<0.01	
4/1/2019	0.0014 (J)	0.00053 (J)						<0.01	
4/2/2019						0.00026 (J)	0.0032 (J)		
4/3/2019			0.034						
5/2/2019	<0.01								
7/9/2019			0.034						
9/23/2019	0.0017 (J)	<0.01				<0.01			
9/25/2019							0.0035 (J)	<0.01	
9/26/2019									
9/27/2019			0.019						

Time Series

Constituent: Molybdenum (mg/L) Analysis Run 5/23/2022 9:43 AM

Plant Bowen Client: Southern Company Data: Bowen AP-1

	BGWA-2 (bg)	BGWA-29 (bg)	BGWA-33 (bg)	BGWA-47D (bg)	BGWA-48D (bg)	BGWA-6	BGWC-10	BGWC-12	BGWC-14A
2/18/2020	<0.01					<0.01			
2/19/2020		<0.01							
2/20/2020							0.0037 (J)		
2/21/2020			0.029						
2/24/2020								<0.01	
3/18/2020	0.0012 (J)	<0.01							
3/19/2020						<0.01		<0.01	
3/20/2020			0.032						
3/23/2020							0.0035 (J)		
5/22/2020				0.0011 (J)					0.0012 (J)
5/25/2020					0.003 (J)				
6/23/2020				<0.01	0.0048 (J)				<0.01
7/28/2020				<0.01	0.0073 (J)				0.00094 (J)
9/2/2020				<0.01					0.0013 (J)
9/3/2020					0.0074 (J)				
9/23/2020	<0.01	<0.01				<0.01			
9/24/2020							0.0032 (J)		
9/25/2020			0.032					<0.01	
10/1/2020				<0.01	0.0046 (J)				0.0017 (J)
11/10/2020				<0.01	0.0016 (J)				0.0016 (J)
12/15/2020				<0.01	0.0021				0.0019
1/20/2021				<0.01	0.0018 (J)				0.0016 (J)
2/16/2021	0.0011 (J)	<0.01							
2/17/2021				<0.01	0.0017 (J)				
2/18/2021						<0.01	0.0036 (J)		0.0045 (J)
2/19/2021			0.029					<0.01	
3/23/2021		<0.01							
3/24/2021								<0.01	<0.01
3/25/2021				<0.01	0.0015 (J)				
3/26/2021	0.00092 (J)								
3/30/2021							0.0035 (J)		
3/31/2021						0.001 (J)			
4/1/2021			0.026						
8/16/2021	<0.01	<0.01		<0.01	0.0011 (J)	<0.01			
8/18/2021							0.0029 (J)	<0.01	0.0011 (J)
8/25/2021			0.031						
2/9/2022	<0.01			<0.01	0.00093 (J)	<0.01			<0.01
2/10/2022		<0.01							
2/11/2022							0.003 (J)	<0.01	
2/16/2022			0.025						

Time Series

Constituent: Molybdenum (mg/L) Analysis Run 5/23/2022 9:43 AM

Plant Bowen Client: Southern Company Data: Bowen AP-1

	BGWC-16
6/6/2016	
6/7/2016	<0.01
8/9/2016	
8/10/2016	
8/11/2016	<0.01
8/12/2016	
8/16/2016	
8/22/2016	
10/3/2016	
10/4/2016	
10/6/2016	
10/7/2016	<0.01
11/29/2016	
12/1/2016	
12/5/2016	
12/6/2016	<0.01
1/10/2017	
2/13/2017	
2/14/2017	
2/15/2017	
2/16/2017	<0.01
4/13/2017	
4/14/2017	
4/18/2017	<0.01
5/25/2017	
5/30/2017	<0.01
6/2/2017	
7/7/2017	
7/10/2017	
7/12/2017	
7/13/2017	
7/14/2017	<0.01
3/26/2018	
3/27/2018	<0.01
3/28/2018	
6/12/2018	<0.01
6/14/2018	
10/16/2018	
10/17/2018	
10/18/2018	<0.01
2/25/2019	<0.01
2/27/2019	
2/28/2019	
4/1/2019	
4/2/2019	<0.01
4/3/2019	
5/2/2019	
7/9/2019	
9/23/2019	
9/25/2019	
9/26/2019	<0.01
9/27/2019	

Time Series

Constituent: Molybdenum (mg/L) Analysis Run 5/23/2022 9:43 AM

Plant Bowen Client: Southern Company Data: Bowen AP-1

	BGWC-16
2/18/2020	
2/19/2020	
2/20/2020	<0.01
2/21/2020	
2/24/2020	
3/18/2020	
3/19/2020	<0.01
3/20/2020	
3/23/2020	
5/22/2020	
5/25/2020	
6/23/2020	
7/28/2020	
9/2/2020	
9/3/2020	
9/23/2020	
9/24/2020	<0.01
9/25/2020	
10/1/2020	
11/10/2020	
12/15/2020	
1/20/2021	
2/16/2021	
2/17/2021	
2/18/2021	<0.01
2/19/2021	
3/23/2021	
3/24/2021	<0.01
3/25/2021	
3/26/2021	
3/30/2021	
3/31/2021	
4/1/2021	
8/16/2021	
8/18/2021	<0.01
8/25/2021	
2/9/2022	
2/10/2022	
2/11/2022	<0.01
2/16/2022	

Time Series

Constituent: Molybdenum (mg/L) Analysis Run 5/23/2022 9:43 AM

Plant Bowen Client: Southern Company Data: Bowen AP-1

	BGWC-17	BGWC-18	BGWC-19	BGWC-20	BGWC-21	BGWC-22	BGWC-23	BGWC-24	BGWC-25
6/7/2016	<0.01								
6/8/2016		<0.01	<0.01	0.011 (J)	0.0027 (J)	0.07			0.0064 (J)
6/9/2016							0.013 (J)	0.0024 (J)	
8/11/2016	<0.01								
8/12/2016		<0.01	<0.01	0.0127					
8/15/2016									0.0039 (J)
8/18/2016					0.0023 (J)	0.0758	0.0136	0.0034 (J)	
10/7/2016	<0.01	<0.01	<0.01						
10/10/2016				0.0136	0.0025 (J)	0.0712	0.0134	0.0047 (J)	0.0029 (J)
12/6/2016	<0.01	<0.01							
12/7/2016			<0.01	0.0139			0.0128	0.0066 (J)	
12/8/2016					<0.01	0.0682			<0.01
1/23/2017									
2/7/2017									
2/16/2017	<0.01	<0.01	<0.01						
2/17/2017				0.0148	<0.01	0.066			
2/20/2017							0.0122	0.0026 (J)	0.0024 (J)
3/27/2017									
4/17/2017									
4/19/2017	<0.01	<0.01	<0.01	0.012	0.0014 (J)		0.0124	0.002 (J)	
4/20/2017						0.0662			0.0019 (J)
5/22/2017									
5/30/2017	<0.01								
6/1/2017		<0.01	<0.01	0.0125	0.0012 (J)				0.0026 (J)
6/5/2017						0.071	0.0115	0.0015 (J)	
7/11/2017									
7/14/2017	<0.01	<0.01	<0.01						
7/17/2017							0.0131	0.0013 (J)	0.0024 (J)
7/18/2017				0.0155	0.0013 (J)				
7/19/2017						0.0703			
8/23/2017									
3/26/2018									
3/27/2018	<0.01	<0.01	<0.01						
3/28/2018				0.012	<0.01				<0.01
3/29/2018						0.056	0.013	0.0027 (J)	
6/13/2018				0.016			0.013	<0.01	
6/14/2018	<0.01	<0.01			<0.01	0.059			<0.01
6/15/2018			<0.01						
10/17/2018	<0.01								
10/18/2018		<0.01							
10/19/2018			<0.01		<0.01				
10/22/2018				0.013		0.055	0.013	<0.01	<0.01
2/27/2019	<0.01	<0.01		0.013					
3/1/2019			<0.01			0.039	0.013	<0.01	<0.01
4/2/2019	<0.01	<0.01							
4/3/2019			0.00023 (J)	0.012	0.0019 (J)	0.039	0.012	0.00095 (J)	
4/4/2019									0.00096 (J)
5/2/2019						0.043			
9/26/2019	<0.01	<0.01	<0.01	0.015					
9/27/2019						0.045	0.012		
9/30/2019					0.003 (J)			0.00099 (J)	<0.01
2/24/2020	<0.01	<0.01	<0.01	0.015					

Time Series

Constituent: Molybdenum (mg/L) Analysis Run 5/23/2022 9:43 AM

Plant Bowen Client: Southern Company Data: Bowen AP-1

	BGWC-17	BGWC-18	BGWC-19	BGWC-20	BGWC-21	BGWC-22	BGWC-23	BGWC-24	BGWC-25
2/25/2020						0.039	0.014		
2/26/2020					0.0016 (J)			<0.01	<0.01
3/19/2020	<0.01								
3/20/2020		<0.01	<0.01		0.0023 (J)	0.039			
3/23/2020				0.016			0.013		
3/24/2020									<0.01
3/25/2020								<0.01	
9/24/2020	<0.01	<0.01			0.0036 (J)	0.04	0.011		
9/25/2020								0.00081 (J)	
9/28/2020			<0.01	0.018					<0.01
2/18/2021	<0.01	<0.01	<0.01	0.028					
2/19/2021					0.0013 (J)	0.046	0.011	<0.01	
2/23/2021									<0.01
3/8/2021									
3/24/2021	<0.01	<0.01							
3/25/2021									
3/26/2021			<0.01				0.011 (J)	<0.01	<0.01
3/29/2021				0.024	0.0021 (J)	0.045			
7/19/2021						0.044	0.011	<0.01	
7/20/2021									
8/19/2021	<0.01	<0.01							<0.01
8/20/2021			<0.01	0.026	0.003 (J)				
8/23/2021						0.041	0.0098 (J)	<0.01	
11/1/2021						0.043	0.0092 (J)	<0.01	
2/11/2022	<0.01								
2/14/2022							0.0079 (J)		
2/15/2022						0.039		<0.01	
2/16/2022		<0.01	<0.01	0.025	0.005 (J)				<0.01

Time Series

Constituent: Molybdenum (mg/L) Analysis Run 5/23/2022 9:43 AM

Plant Bowen Client: Southern Company Data: Bowen AP-1

	BGWC-30
6/7/2016	
6/8/2016	
6/9/2016	
8/11/2016	
8/12/2016	
8/15/2016	
8/18/2016	
10/7/2016	
10/10/2016	
12/6/2016	
12/7/2016	
12/8/2016	
1/23/2017	0.0125
2/7/2017	0.0163
2/16/2017	
2/17/2017	
2/20/2017	
3/27/2017	0.0157
4/17/2017	0.0178
4/19/2017	
4/20/2017	
5/22/2017	0.0208
5/30/2017	
6/1/2017	
6/5/2017	0.0191
7/11/2017	0.0218
7/14/2017	
7/17/2017	
7/18/2017	
7/19/2017	
8/23/2017	0.0218
3/26/2018	0.014
3/27/2018	
3/28/2018	
3/29/2018	
6/13/2018	
6/14/2018	
6/15/2018	0.012
10/17/2018	
10/18/2018	
10/19/2018	
10/22/2018	0.01
2/27/2019	
3/1/2019	0.011
4/2/2019	0.01
4/3/2019	
4/4/2019	
5/2/2019	
9/26/2019	
9/27/2019	0.0036 (J)
9/30/2019	
2/24/2020	

Time Series

Constituent: Molybdenum (mg/L) Analysis Run 5/23/2022 9:43 AM

Plant Bowen Client: Southern Company Data: Bowen AP-1

	BGWC-30
2/25/2020	
2/26/2020	0.0023 (J)
3/19/2020	
3/20/2020	
3/23/2020	0.0037 (J)
3/24/2020	
3/25/2020	
9/24/2020	
9/25/2020	0.0027 (J)
9/28/2020	
2/18/2021	
2/19/2021	
2/23/2021	
3/8/2021	0.0031 (J)
3/24/2021	
3/25/2021	0.0017 (J)
3/26/2021	
3/29/2021	
7/19/2021	
7/20/2021	0.0018 (J)
8/19/2021	0.0032 (J)
8/20/2021	
8/23/2021	
11/1/2021	0.0032 (J)
2/11/2022	
2/14/2022	0.0048 (J)
2/15/2022	
2/16/2022	

Time Series

Constituent: Molybdenum (mg/L) Analysis Run 5/23/2022 9:43 AM

Plant Bowen Client: Southern Company Data: Bowen AP-1

	BGWC-31	BGWC-32	BGWC-34D	BGWC-35D	BGWC-36D	BGWC-37D	BGWC-38D	BGWC-39	BGWC-40
10/17/2018					0.017				
10/18/2018	<0.01								
10/19/2018			0.0021 (J)						
10/22/2018		0.0038 (J)		0.033					
11/29/2018				0.03					
1/14/2019					0.013				
4/2/2019					0.011				
4/4/2019	0.00033 (J)		0.0011 (J)	0.03					
4/5/2019		0.0035 (J)							
5/2/2019							0.11		
5/3/2019		0.0048 (J)				0.04			
9/24/2019	<0.01		<0.01						
9/26/2019		0.003 (J)		0.033					
9/27/2019					0.013				
2/25/2020				0.026		0.012			
2/26/2020	<0.01				0.0032 (J)				
2/27/2020		0.0032 (J)	0.001 (J)				0.11	0.0039 (J)	
2/28/2020									0.0014 (J)
3/23/2020	<0.01				0.0058 (J)				
3/24/2020		0.0031 (J)	0.001 (J)			0.01	0.12	0.0026 (J)	
3/25/2020				0.022					0.0012 (J)
5/4/2020									
9/2/2020							0.1		
9/25/2020		0.003 (J)		0.024		0.0088 (J)			
9/28/2020	<0.01		0.00078 (J)		0.0084 (J)				
9/29/2020								0.01	0.00069 (J)
2/19/2021			0.0009 (J)						
2/22/2021	<0.01			0.035		0.012		0.0076 (J)	<0.01
2/23/2021		0.0032 (J)							
3/8/2021					0.0083 (J)				
3/9/2021							0.13		
3/25/2021					0.013				
3/26/2021				0.036		0.017			
3/29/2021	<0.01						0.13		
3/30/2021		0.0037 (J)	0.0011 (J)						<0.01
3/31/2021								0.0062 (J)	
8/19/2021							0.076		
8/20/2021	<0.01			0.04		0.016			
8/23/2021					0.014				
8/24/2021			0.00098 (J)					0.0076 (J)	<0.01
8/25/2021		0.0038 (J)							
11/1/2021							0.081		
2/14/2022					0.012		0.097		
2/15/2022									
2/16/2022	<0.01	0.0038 (J)	0.00094 (J)					0.0052 (J)	<0.01
2/17/2022				0.039		0.016			

Time Series

Constituent: Molybdenum (mg/L) Analysis Run 5/23/2022 9:43 AM

Plant Bowen Client: Southern Company Data: Bowen AP-1

	BGWC-41D
10/17/2018	
10/18/2018	
10/19/2018	
10/22/2018	
11/29/2018	
1/14/2019	
4/2/2019	
4/4/2019	
4/5/2019	
5/2/2019	
5/3/2019	
9/24/2019	
9/26/2019	
9/27/2019	
2/25/2020	
2/26/2020	
2/27/2020	
2/28/2020	
3/23/2020	
3/24/2020	
3/25/2020	
5/4/2020	<0.01
9/2/2020	0.015
9/25/2020	
9/28/2020	
9/29/2020	
2/19/2021	
2/22/2021	0.013
2/23/2021	
3/8/2021	
3/9/2021	
3/25/2021	
3/26/2021	
3/29/2021	
3/30/2021	
3/31/2021	0.011
8/19/2021	
8/20/2021	
8/23/2021	
8/24/2021	0.011
8/25/2021	
11/1/2021	
2/14/2022	
2/15/2022	0.0087 (J)
2/16/2022	
2/17/2022	

Time Series

Constituent: Molybdenum (mg/L) Analysis Run 5/23/2022 9:43 AM

Plant Bowen Client: Southern Company Data: Bowen AP-1

	BGWC-42D	BGWC-43D	BGWC-44D	BGWC-7	BGWC-8	BGWC-9	BGWC-51	BGWC-52	BGWC-49D
6/6/2016						0.0028 (J)			
6/7/2016					0.00063 (J)				
6/8/2016				0.0088 (J)					
8/10/2016					0.0039 (J)				
8/11/2016				0.01		0.003 (J)			
10/4/2016					0.0052 (J)				
10/5/2016						0.0032 (J)			
10/6/2016				0.0117					
12/2/2016					<0.01				
12/5/2016						0.0033 (J)			
12/6/2016				0.0102					
2/14/2017					0.0044 (J)				
2/15/2017				0.0018 (J)		0.0027 (J)			
4/14/2017					0.0013 (J)				
4/17/2017						0.0025 (J)			
4/18/2017				0.0103					
5/26/2017					0.0024 (J)	0.0029 (J)			
6/2/2017				0.0129					
7/10/2017					0.0013 (J)				
7/11/2017						0.0029 (J)			
7/14/2017				0.0129					
3/26/2018					<0.01				
3/27/2018				0.01		0.0031 (J)			
6/12/2018					0.0026 (J)	0.0043 (J)			
6/13/2018				0.013					
10/16/2018					0.0041 (J)				
10/17/2018						0.0038 (J)			
10/18/2018				0.01 (J)					
2/25/2019					<0.01				
2/28/2019				0.016					
4/1/2019					0.00054 (J)	0.0027 (J)			
4/2/2019				0.011					
9/24/2019				0.01 (J)	0.0016 (J)	0.0041 (J)			
2/19/2020					0.0018 (J)				
2/20/2020						0.002 (J)			
2/21/2020				0.011					
3/18/2020					<0.01				
3/19/2020				0.011		0.0024 (J)			
5/4/2020		0.14	<0.01						
5/11/2020	0.02								
5/20/2020	0.021	0.16							
9/3/2020	0.018	0.11	0.0055 (J)						
9/23/2020					<0.01				
9/24/2020						0.0034 (J)			
9/25/2020				0.0099 (J)					
1/28/2021							<0.01	0.0038 (J)	
2/16/2021					0.0011 (J)				
2/17/2021						0.0033 (J)			
2/18/2021			0.0062 (J)	0.0098 (J)					
2/22/2021	0.0052 (J)								
2/23/2021							<0.01	0.0039 (J)	
3/8/2021		0.2							

Time Series

Constituent: Molybdenum (mg/L) Analysis Run 5/23/2022 9:43 AM

Plant Bowen Client: Southern Company Data: Bowen AP-1

	BGWC-42D	BGWC-43D	BGWC-44D	BGWC-7	BGWC-8	BGWC-9	BGWC-51	BGWC-52	BGWC-49D
3/24/2021					<0.01	0.0027 (J)			
3/29/2021		0.21							
3/30/2021				0.011			0.0027 (J)	0.0035 (J)	
3/31/2021			0.0023 (J)						
4/1/2021	0.0059 (J)								
4/19/2021									0.0067 (J)
7/20/2021		0.24							
8/18/2021			0.0041 (J)		0.0019 (J)	0.0028 (J)			
8/19/2021				0.0094 (J)					
8/20/2021	0.013								
8/23/2021		0.21					<0.01	0.0038 (J)	
8/24/2021									0.0049 (J)
2/9/2022			0.0011 (J)						
2/10/2022					0.00081 (J)	0.0026 (J)			
2/11/2022				0.0088 (J)					
2/14/2022							<0.01	0.0041 (J)	
2/15/2022		0.15							
2/17/2022	0.0055 (J)								0.0056 (J)

Time Series

Constituent: Molybdenum (mg/L) Analysis Run 5/23/2022 9:43 AM

Plant Bowen Client: Southern Company Data: Bowen AP-1

	BGWC-50D
6/6/2016	
6/7/2016	
6/8/2016	
8/10/2016	
8/11/2016	
10/4/2016	
10/5/2016	
10/6/2016	
12/2/2016	
12/5/2016	
12/6/2016	
2/14/2017	
2/15/2017	
4/14/2017	
4/17/2017	
4/18/2017	
5/26/2017	
6/2/2017	
7/10/2017	
7/11/2017	
7/14/2017	
3/26/2018	
3/27/2018	
6/12/2018	
6/13/2018	
10/16/2018	
10/17/2018	
10/18/2018	
2/25/2019	
2/28/2019	
4/1/2019	
4/2/2019	
9/24/2019	
2/19/2020	
2/20/2020	
2/21/2020	
3/18/2020	
3/19/2020	
5/4/2020	
5/11/2020	
5/20/2020	
9/3/2020	
9/23/2020	
9/24/2020	
9/25/2020	
1/28/2021	
2/16/2021	
2/17/2021	
2/18/2021	
2/22/2021	
2/23/2021	
3/8/2021	

Time Series

Constituent: Molybdenum (mg/L) Analysis Run 5/23/2022 9:43 AM

Plant Bowen Client: Southern Company Data: Bowen AP-1

	BGWC-50D
3/24/2021	
3/29/2021	
3/30/2021	
3/31/2021	
4/1/2021	
4/19/2021	0.0043 (J)
7/20/2021	
8/18/2021	0.0021 (J)
8/19/2021	
8/20/2021	
8/23/2021	
8/24/2021	
2/9/2022	0.0032 (J)
2/10/2022	
2/11/2022	
2/14/2022	
2/15/2022	
2/17/2022	

Time Series

Constituent: pH (s.u.) Analysis Run 5/23/2022 9:43 AM

Plant Bowen Client: Southern Company Data: Bowen AP-1

	BGWA-2 (bg)	BGWA-29 (bg)	BGWA-33 (bg)	BGWA-47D (bg)	BGWA-48D (bg)	BGWA-6	BGWC-10	BGWC-12	BGWC-14A
6/6/2016	7.69					7.3			
6/7/2016							7.49	7.56	
8/9/2016	7.72								
8/10/2016						7.41			
8/11/2016									
8/12/2016								7.47	
8/15/2016							7.51		
8/22/2016		7.91							
10/3/2016	7.74								
10/4/2016		7.81				7.26			
10/6/2016							7.58	7.26	
10/7/2016									
11/29/2016	7.74								
12/1/2016		8.06				7.36			
12/5/2016								7.58	
12/6/2016							7.44		
1/10/2017		7.97							
2/13/2017	7.63								
2/14/2017		7.89				7.36			
2/15/2017								7.32	
2/16/2017							7.21		
4/13/2017	7.57					7.12			
4/14/2017		7.86							
4/18/2017							7.39	7.31	
5/25/2017	7.84	8.11				7.41			
5/30/2017									
6/2/2017							7.38	7.36	
7/7/2017	7.82					7.5			
7/10/2017		8.12							
7/12/2017							7.37		
7/13/2017								7.24	
7/14/2017									
10/9/2017	7.8					7.43			
10/10/2017		8.13						7.46	
10/11/2017							7.37		
3/26/2018	7.74	7.98							
3/27/2018							7.51		
3/28/2018								7.22	
6/12/2018	7.88	8.09							
6/14/2018							7.48	7.35	
10/16/2018	7.73	7.64				7.36			
10/17/2018								7.4	
10/18/2018							7.2		
2/25/2019	7.78								
2/27/2019		8							
2/28/2019							7.55	7.28	
4/1/2019	7.7	7.85						7.23	
4/2/2019			7.67			7.24	7.54		
5/2/2019	7.71								
9/23/2019	7.58	7.98							
9/25/2019							7.37	7.1	
9/26/2019									

Time Series

Constituent: pH (s.u.) Analysis Run 5/23/2022 9:43 AM

Plant Bowen Client: Southern Company Data: Bowen AP-1

	BGWA-2 (bg)	BGWA-29 (bg)	BGWA-33 (bg)	BGWA-47D (bg)	BGWA-48D (bg)	BGWA-6	BGWC-10	BGWC-12	BGWC-14A
9/27/2019			7.75			7.28			
2/18/2020	7.67					7.27			
2/19/2020		8.01							
2/20/2020							7.46		
2/21/2020			7.54						
2/24/2020								7.28	
3/18/2020	7.65	8.12							
3/19/2020						7.2		7.18	
3/20/2020			7.53						
3/23/2020							7.51		
5/22/2020				7.15					7.2
5/25/2020					7.45				
6/23/2020				7 (D)	7.46 (D)				7.41 (D)
7/28/2020				6.98	7.79				6.98
9/2/2020				6.95					6.97
9/3/2020					7.35				
9/23/2020	7.32	8.08				7.36			
9/24/2020							7.54		
9/25/2020			7.62					7.1	
9/28/2020			7.02						
10/1/2020				6.94	7.41				7.08
11/10/2020				6.89	7.17				7
12/15/2020				7.04	7.37				7.02
1/20/2021				6.83	7.31				7.12
2/16/2021	7.75	8							
2/17/2021				6.89	7.21				
2/18/2021						7.34	7.54		7.14
2/19/2021			7.73					7	
3/23/2021		8							
3/24/2021								7.04	7.04
3/25/2021				6.94	7.22				
3/26/2021	7.63								
3/30/2021							7.41		
3/31/2021						7.17			
4/1/2021			7.75						
8/16/2021	7.46	7.6		6.8	7.13	7.07			
8/18/2021							7.34	7.09	6.86
8/25/2021			7.52						
2/9/2022	7.36			6.86	7.16	7.16			7.01
2/10/2022		8.09							
2/11/2022							7.58	7.18	
2/16/2022			7.2						

Time Series

Constituent: pH (s.u.) Analysis Run 5/23/2022 9:43 AM

Plant Bowen Client: Southern Company Data: Bowen AP-1

	BGWC-16
6/6/2016	
6/7/2016	6.99
8/9/2016	
8/10/2016	
8/11/2016	6.93
8/12/2016	
8/15/2016	
8/22/2016	
10/3/2016	
10/4/2016	
10/6/2016	
10/7/2016	6.79
11/29/2016	
12/1/2016	
12/5/2016	
12/6/2016	6.95
1/10/2017	
2/13/2017	
2/14/2017	
2/15/2017	
2/16/2017	6.8
4/13/2017	
4/14/2017	
4/18/2017	6.9
5/25/2017	
5/30/2017	6.99
6/2/2017	
7/7/2017	
7/10/2017	
7/12/2017	
7/13/2017	
7/14/2017	6.93
10/9/2017	
10/10/2017	
10/11/2017	6.78
3/26/2018	
3/27/2018	6.81
3/28/2018	
6/12/2018	7.01
6/14/2018	
10/16/2018	
10/17/2018	
10/18/2018	6.7
2/25/2019	6.74
2/27/2019	
2/28/2019	
4/1/2019	
4/2/2019	6.75
5/2/2019	
9/23/2019	
9/25/2019	
9/26/2019	6.7

Time Series

Constituent: pH (s.u.) Analysis Run 5/23/2022 9:43 AM

Plant Bowen Client: Southern Company Data: Bowen AP-1

	BGWC-16
9/27/2019	
2/18/2020	
2/19/2020	
2/20/2020	6.48
2/21/2020	
2/24/2020	
3/18/2020	
3/19/2020	6.6
3/20/2020	
3/23/2020	
5/22/2020	
5/25/2020	
6/23/2020	
7/28/2020	
9/2/2020	
9/3/2020	
9/23/2020	
9/24/2020	6.66
9/25/2020	
9/28/2020	
10/1/2020	
11/10/2020	
12/15/2020	
1/20/2021	
2/16/2021	
2/17/2021	
2/18/2021	6.66
2/19/2021	
3/23/2021	
3/24/2021	6.7
3/25/2021	
3/26/2021	
3/30/2021	
3/31/2021	
4/1/2021	
8/16/2021	
8/18/2021	6.66
8/25/2021	
2/9/2022	
2/10/2022	
2/11/2022	6.57
2/16/2022	

Time Series

Constituent: pH (s.u.) Analysis Run 5/23/2022 9:43 AM

Plant Bowen Client: Southern Company Data: Bowen AP-1

	BGWC-17	BGWC-18	BGWC-19	BGWC-20	BGWC-21	BGWC-22	BGWC-23	BGWC-24	BGWC-25
6/7/2016	7.41								
6/8/2016		6.93	6.58	7.45	7.88	7.1			7.95
6/9/2016							7.3	6.83	
8/11/2016	7.39								
8/12/2016		6.98	6.59	7.18					
8/15/2016									7.66
8/18/2016					7.86	7.1	7.27	6.88	
10/7/2016	7.33	6.91	6.77						
10/10/2016				6.66	7.96	6.77	7.35	6.95	7.26
12/6/2016	7.4	7.06							
12/7/2016			6.63	7.46			7.23	6.91	
12/8/2016					7.82	6.94			7.55
1/23/2017									
2/7/2017									
2/16/2017	7.21	6.62	6.55						
2/17/2017				7.17	7.56	7.02			
2/20/2017							7.17	6.71	7.45
3/27/2017									
4/17/2017									
4/19/2017	7.06	6.75	6.5	7.01	7.42		7.22	6.76	
4/20/2017						6.95			7.58
5/22/2017									
5/30/2017	7.51								
6/1/2017		6.18	6.27	7.18	7.61				7.65
6/5/2017						7.07	7.31	6.87	
7/11/2017									
7/14/2017	7.39	6.68	6.56						
7/17/2017							7.3	6.65	7.73
7/18/2017				7.2	7.77				
7/19/2017						6.97			
8/23/2017									
10/10/2017									
10/11/2017	7.3	7	6.56	7.1			7.05	6.6	7.5
10/12/2017					7.65	6.95			
3/26/2018									
3/27/2018	7.28	6.41	6.52						
3/28/2018				7.19	7.69				7.39
3/29/2018						6.96	7.06	6.7	
6/13/2018				7.24			7.19	6.58	
6/14/2018	7.22	6.61			7.7	6.92			7.35
6/15/2018			6.5						
10/17/2018	7.37								
10/18/2018		6.67							
10/19/2018			6.38		7.57				
10/22/2018				6.93		6.81	7.11	6.61	7.25
2/27/2019	7.38	6.58		7.26					
3/1/2019			6.7			6.9	7.16	6.57	7.5
4/2/2019	7.22	6.48							
4/3/2019			6.58	7.14	7.69	6.77	7	6.57	
4/4/2019									7.38
5/2/2019						6.92			
9/26/2019	7.32	6.99	6.55	7.1					

Time Series

Constituent: pH (s.u.) Analysis Run 5/23/2022 9:43 AM

Plant Bowen Client: Southern Company Data: Bowen AP-1

	BGWC-17	BGWC-18	BGWC-19	BGWC-20	BGWC-21	BGWC-22	BGWC-23	BGWC-24	BGWC-25
9/27/2019						6.79	7.02		
9/30/2019					7.7			6.58	7.36
2/24/2020	7.16	6.77	6.54	7.17					
2/25/2020						6.72	7.05		
2/26/2020					7.55			6.6	7.3
3/19/2020	7.14								
3/20/2020		6.35	6.56		7.69	6.75			
3/23/2020				7.14			6.93		
3/24/2020									7.36
3/25/2020								6.58	
9/24/2020	7.2	7.05			7.78	6.82	7.09		
9/25/2020								6.56	
9/28/2020			6.45	7.26					7.35
2/18/2021	7.33	6.48	6.66	7.35					
2/19/2021					7.64	6.9	7.05	6.66	
2/23/2021									7.44
3/8/2021									
3/24/2021	7.27	6.48							
3/25/2021									
3/26/2021			6.61				6.91	6.54	7.36
3/29/2021				7.24	7.75	6.71			
7/19/2021						6.67	6.98	6.53	
7/20/2021									
8/19/2021	6.94	6.15							7.15
8/20/2021			6.33	7.07	7.8				
8/23/2021						6.59	6.73	6.44	
11/1/2021						6.8	6.94	6.75	
2/11/2022	7.27								
2/14/2022							7.15		
2/15/2022						6.89		6.66	
2/16/2022		6.37	6.57	7.31	7.9				7.3

Time Series

Constituent: pH (s.u.) Analysis Run 5/23/2022 9:43 AM

Plant Bowen Client: Southern Company Data: Bowen AP-1

	BGWC-30
6/7/2016	
6/8/2016	
6/9/2016	
8/11/2016	
8/12/2016	
8/15/2016	
8/18/2016	
10/7/2016	
10/10/2016	
12/6/2016	
12/7/2016	
12/8/2016	
1/23/2017	7.39
2/7/2017	7.35
2/16/2017	
2/17/2017	
2/20/2017	
3/27/2017	7.46
4/17/2017	7.19
4/19/2017	
4/20/2017	
5/22/2017	7.4
5/30/2017	
6/1/2017	
6/5/2017	7.69
7/11/2017	7.29
7/14/2017	
7/17/2017	
7/18/2017	
7/19/2017	
8/23/2017	7.37
10/10/2017	7.34
10/11/2017	
10/12/2017	
3/26/2018	7.33
3/27/2018	
3/28/2018	
3/29/2018	
6/13/2018	
6/14/2018	
6/15/2018	7.35
10/17/2018	
10/18/2018	
10/19/2018	
10/22/2018	7.35
2/27/2019	
3/1/2019	7.32
4/2/2019	7.22
4/3/2019	
4/4/2019	
5/2/2019	
9/26/2019	

Time Series

Constituent: pH (s.u.) Analysis Run 5/23/2022 9:43 AM

Plant Bowen Client: Southern Company Data: Bowen AP-1

	BGWC-30
9/27/2019	
9/30/2019	7.2
2/24/2020	
2/25/2020	
2/26/2020	7.28
3/19/2020	
3/20/2020	
3/23/2020	7.28
3/24/2020	
3/25/2020	
9/24/2020	
9/25/2020	7.34
9/28/2020	
2/18/2021	
2/19/2021	
2/23/2021	
3/8/2021	7.44
3/24/2021	
3/25/2021	7.21
3/26/2021	
3/29/2021	
7/19/2021	
7/20/2021	7.28
8/19/2021	7.2
8/20/2021	
8/23/2021	
11/1/2021	7.3
2/11/2022	
2/14/2022	7.29
2/15/2022	
2/16/2022	

Time Series

Constituent: pH (s.u.) Analysis Run 5/23/2022 9:43 AM

Plant Bowen Client: Southern Company Data: Bowen AP-1

	BGWC-31	BGWC-32	BGWC-34D	BGWC-35D	BGWC-36D	BGWC-37D	BGWC-38D	BGWC-39	BGWC-40
10/17/2018					7.44				
10/18/2018	7.16								
10/19/2018			7.42						
10/22/2018		7.22		7.15					
3/4/2019			7.36						
4/2/2019					6.48				
4/4/2019	7.19	7.28	7.32	7.2					
5/2/2019							7.32		
5/3/2019		7.18				7.51			
9/24/2019	7.29		7.32						
9/26/2019		7.31		7.09					
9/27/2019					7.09				
11/15/2019		7.19							
2/25/2020				7.06		7.21			
2/26/2020	7.09				6.33				
2/27/2020		7.14	7.02				6.49	6.78	
2/28/2020									7.31
3/23/2020	6.72				6.56				
3/24/2020		7.23	7.14			7.29	6.66	6.67	
3/25/2020				7.03					7.27
5/4/2020									
9/2/2020							6.49		
9/25/2020		6.82		7.03		7.25			
9/28/2020	7.32		7.24		7.29				
9/29/2020								6.73	7.15
2/19/2021			7.26						
2/22/2021	7.21			7.16		7.49		6.87	7.08
2/23/2021		7.08							
3/8/2021					7.12				
3/9/2021							6.97		
3/25/2021					7.27				
3/26/2021				7.02		7.14			
3/29/2021	6.97						7.02		
3/30/2021		7.07	7.19						7.04
3/31/2021								6.8	
8/19/2021							6.42		
8/20/2021	7.32			6.86		6.98			
8/23/2021					7.34				
8/24/2021			7.2					6.85	7.03
8/25/2021		6.93							
11/1/2021							6.55		
2/14/2022					7.23		6.33		
2/15/2022									
2/16/2022	7.4	7.14	7.27					6.83	7.24
2/17/2022				7.02		7.46			

Time Series

Constituent: pH (s.u.) Analysis Run 5/23/2022 9:43 AM

Plant Bowen Client: Southern Company Data: Bowen AP-1

	BGWC-41D
10/17/2018	
10/18/2018	
10/19/2018	
10/22/2018	
3/4/2019	
4/2/2019	
4/4/2019	
5/2/2019	
5/3/2019	
9/24/2019	
9/26/2019	
9/27/2019	
11/15/2019	
2/25/2020	
2/26/2020	
2/27/2020	
2/28/2020	
3/23/2020	
3/24/2020	
3/25/2020	
5/4/2020	7.46
9/2/2020	7.45
9/25/2020	
9/28/2020	
9/29/2020	
2/19/2021	
2/22/2021	7.48
2/23/2021	
3/8/2021	
3/9/2021	
3/25/2021	
3/26/2021	
3/29/2021	
3/30/2021	
3/31/2021	7.44
8/19/2021	
8/20/2021	
8/23/2021	
8/24/2021	7.11
8/25/2021	
11/1/2021	
2/14/2022	
2/15/2022	7.2
2/16/2022	
2/17/2022	

Time Series

Constituent: pH (s.u.) Analysis Run 5/23/2022 9:43 AM

Plant Bowen Client: Southern Company Data: Bowen AP-1

	BGWC-42D	BGWC-43D	BGWC-44D	BGWC-7	BGWC-8	BGWC-9	BGWC-51	BGWC-52	BGWC-49D
6/6/2016						7.46			
6/7/2016					7.55				
6/8/2016				7					
8/10/2016				7.02	7.66				
8/11/2016						7.51			
10/5/2016				6.96	7.37	7.37			
12/2/2016					7.67				
12/5/2016				7.16		7.42			
2/14/2017					7.54				
2/15/2017				7.05		7.32			
4/14/2017					7.63				
4/17/2017				7.17		7.23			
5/26/2017					7.76	7.29			
6/1/2017				7.17					
7/10/2017					7.7				
7/11/2017						7.34			
7/13/2017				7.11					
10/10/2017					7.72	7.28			
10/11/2017				7.19					
3/26/2018				7	7.71				
3/27/2018						7.38			
6/12/2018				7	7.71	7.51			
10/16/2018					7.74				
10/17/2018						7.34			
10/18/2018				6.84					
2/25/2019					7.75				
2/27/2019				7.05					
4/1/2019				6.99	7.57	7.03			
9/24/2019				6.92	7.53	7.14			
2/19/2020					7.68				
2/20/2020						7.37			
2/21/2020				7.12					
3/18/2020					7.73				
3/19/2020				7.1		7.35			
5/4/2020		7.27	7.61						
5/11/2020	7.61								
5/20/2020	7.63	7.2							
9/3/2020	7.37	7.21	7.6						
9/23/2020					7.67				
9/24/2020						7.34			
9/25/2020				7.01					
1/28/2021							6.81	7.01	
2/16/2021					7.69				
2/17/2021						7.43			
2/18/2021			7.64	6.88					
2/22/2021	7.5								
2/23/2021							6.71	6.95	
3/8/2021		7.08							
3/24/2021					7.66	7.26			
3/29/2021		7.02							
3/30/2021				7.05			6.64	6.82	
3/31/2021			7.4						

Time Series

Constituent: pH (s.u.) Analysis Run 5/23/2022 9:43 AM

Plant Bowen Client: Southern Company Data: Bowen AP-1

	BGWC-42D	BGWC-43D	BGWC-44D	BGWC-7	BGWC-8	BGWC-9	BGWC-51	BGWC-52	BGWC-49D
4/1/2021	7.44								
4/19/2021									7.45
7/20/2021		6.79							
8/18/2021			7.48		7.7	7.49			
8/19/2021				6.89					
8/20/2021	7.3								
8/23/2021		7.05					6.61	6.84	
8/24/2021									7.33
2/9/2022			7.61						
2/10/2022					7.59	7.28			
2/11/2022				7.05					
2/14/2022							7.11	7.57	
2/15/2022		7.28							
2/17/2022	7.3								7.57

Time Series

Constituent: pH (s.u.) Analysis Run 5/23/2022 9:43 AM

Plant Bowen Client: Southern Company Data: Bowen AP-1

	BGWC-50D
6/6/2016	
6/7/2016	
6/8/2016	
8/10/2016	
8/11/2016	
10/5/2016	
12/2/2016	
12/5/2016	
2/14/2017	
2/15/2017	
4/14/2017	
4/17/2017	
5/26/2017	
6/1/2017	
7/10/2017	
7/11/2017	
7/13/2017	
10/10/2017	
10/11/2017	
3/26/2018	
3/27/2018	
6/12/2018	
10/16/2018	
10/17/2018	
10/18/2018	
2/25/2019	
2/27/2019	
4/1/2019	
9/24/2019	
2/19/2020	
2/20/2020	
2/21/2020	
3/18/2020	
3/19/2020	
5/4/2020	
5/11/2020	
5/20/2020	
9/3/2020	
9/23/2020	
9/24/2020	
9/25/2020	
1/28/2021	
2/16/2021	
2/17/2021	
2/18/2021	
2/22/2021	
2/23/2021	
3/8/2021	
3/24/2021	
3/29/2021	
3/30/2021	
3/31/2021	

Time Series

Constituent: pH (s.u.) Analysis Run 5/23/2022 9:43 AM

Plant Bowen Client: Southern Company Data: Bowen AP-1

	BGWC-50D
4/1/2021	
4/19/2021	7.54
7/20/2021	
8/18/2021	7.17
8/19/2021	
8/20/2021	
8/23/2021	
8/24/2021	
2/9/2022	7.6
2/10/2022	
2/11/2022	
2/14/2022	
2/15/2022	
2/17/2022	

Time Series

Constituent: Selenium (mg/L) Analysis Run 5/23/2022 9:43 AM

Plant Bowen Client: Southern Company Data: Bowen AP-1

	BGWA-2 (bg)	BGWA-29 (bg)	BGWA-33 (bg)	BGWA-47D (bg)	BGWA-48D (bg)	BGWA-6	BGWC-10	BGWC-12	BGWC-14A
6/6/2016	<0.005					<0.005			
6/7/2016							<0.005	<0.005	
8/9/2016	<0.005								
8/10/2016						<0.005			
8/11/2016									
8/12/2016								<0.005	
8/16/2016							<0.005		
8/22/2016		<0.005							
10/3/2016	<0.005								
10/4/2016		<0.005				<0.005			
10/6/2016								<0.005	
10/7/2016							<0.005		
11/29/2016	<0.005								
12/1/2016		<0.005				<0.005			
12/5/2016								<0.005	
12/6/2016							<0.005		
1/10/2017		<0.005							
2/13/2017	<0.005								
2/14/2017		<0.005				<0.005			
2/15/2017								<0.005	
2/16/2017							<0.005		
4/13/2017	<0.005					<0.005			
4/14/2017		<0.005							
4/18/2017							<0.005	<0.005	
5/25/2017	<0.005	<0.005				<0.005			
5/30/2017									
6/2/2017							<0.005	<0.005	
7/7/2017	<0.005					<0.005			
7/10/2017		<0.005							
7/12/2017							<0.005		
7/13/2017								<0.005	
7/14/2017									
3/26/2018	<0.005	<0.005							
3/27/2018							<0.005		
3/28/2018								<0.005	
2/25/2019	<0.005								
2/27/2019		<0.005							
2/28/2019							<0.005	<0.005	
4/1/2019	0.00011 (J)	<0.005						0.0004 (J)	
4/2/2019						0.00031 (J)	<0.005		
4/3/2019			0.00013 (J)						
9/23/2019	<0.005	<0.005				<0.005			
9/25/2019							<0.005	<0.005	
9/26/2019									
9/27/2019			<0.005						
2/18/2020	<0.005					<0.005			
2/19/2020		<0.005							
2/20/2020							<0.005		
2/21/2020			<0.005						
2/24/2020								<0.005	
3/18/2020	<0.005	<0.005							
3/19/2020						<0.005		<0.005	

Time Series

Constituent: Selenium (mg/L) Analysis Run 5/23/2022 9:43 AM

Plant Bowen Client: Southern Company Data: Bowen AP-1

	BGWA-2 (bg)	BGWA-29 (bg)	BGWA-33 (bg)	BGWA-47D (bg)	BGWA-48D (bg)	BGWA-6	BGWC-10	BGWC-12	BGWC-14A
3/20/2020			<0.005						
3/23/2020							<0.005		
5/22/2020				0.0013 (J)					0.0014 (J)
5/25/2020					<0.005				
6/23/2020				<0.005	<0.005				<0.005
7/28/2020				<0.005	<0.005				<0.005
9/2/2020				<0.005					<0.005
9/3/2020					<0.005				
9/23/2020	<0.005	<0.005				<0.005			
9/24/2020							<0.005		
9/25/2020			<0.005					<0.005	
10/1/2020				0.0018 (J)	<0.005				<0.005
11/10/2020				<0.005	<0.005				<0.005
12/15/2020				0.0018	<0.005				<0.005
1/20/2021				<0.005	<0.005				<0.005
2/16/2021	<0.005	<0.005							
2/17/2021				<0.005	<0.005				
2/18/2021						<0.005	<0.005		<0.005
2/19/2021			<0.005					<0.005	
3/23/2021		<0.005							
3/24/2021								<0.005	<0.005
3/25/2021				0.002 (J)	<0.005				
3/26/2021	<0.005								
3/30/2021							<0.005		
3/31/2021						0.0032 (J)			
4/1/2021			0.004 (J)						
8/16/2021	<0.005	<0.005		0.002 (J)	<0.005	<0.005			
8/18/2021							<0.005	<0.005	<0.005
8/25/2021			<0.005						
2/9/2022	<0.005			0.0021 (J)	<0.005	<0.005			<0.005
2/10/2022		<0.005							
2/11/2022							<0.005	<0.005	
2/16/2022			<0.005						

Time Series

Constituent: Selenium (mg/L) Analysis Run 5/23/2022 9:43 AM

Plant Bowen Client: Southern Company Data: Bowen AP-1

	BGWC-16
6/6/2016	
6/7/2016	<0.005
8/9/2016	
8/10/2016	
8/11/2016	<0.005
8/12/2016	
8/16/2016	
8/22/2016	
10/3/2016	
10/4/2016	
10/6/2016	
10/7/2016	<0.005
11/29/2016	
12/1/2016	
12/5/2016	
12/6/2016	<0.005
1/10/2017	
2/13/2017	
2/14/2017	
2/15/2017	
2/16/2017	0.0012 (J)
4/13/2017	
4/14/2017	
4/18/2017	<0.005
5/25/2017	
5/30/2017	<0.005
6/2/2017	
7/7/2017	
7/10/2017	
7/12/2017	
7/13/2017	
7/14/2017	<0.005
3/26/2018	
3/27/2018	<0.005
3/28/2018	
2/25/2019	<0.005
2/27/2019	
2/28/2019	
4/1/2019	
4/2/2019	0.0006 (J)
4/3/2019	
9/23/2019	
9/25/2019	
9/26/2019	<0.005
9/27/2019	
2/18/2020	
2/19/2020	
2/20/2020	0.0026 (J)
2/21/2020	
2/24/2020	
3/18/2020	
3/19/2020	0.0019 (J)

Time Series

Constituent: Selenium (mg/L) Analysis Run 5/23/2022 9:43 AM

Plant Bowen Client: Southern Company Data: Bowen AP-1

	BGWC-16
3/20/2020	
3/23/2020	
5/22/2020	
5/25/2020	
6/23/2020	
7/28/2020	
9/2/2020	
9/3/2020	
9/23/2020	
9/24/2020	0.003 (J)
9/25/2020	
10/1/2020	
11/10/2020	
12/15/2020	
1/20/2021	
2/16/2021	
2/17/2021	
2/18/2021	0.0017 (J)
2/19/2021	
3/23/2021	
3/24/2021	0.0017 (J)
3/25/2021	
3/26/2021	
3/30/2021	
3/31/2021	
4/1/2021	
8/16/2021	
8/18/2021	<0.005
8/25/2021	
2/9/2022	
2/10/2022	
2/11/2022	<0.005
2/16/2022	

Time Series

Constituent: Selenium (mg/L) Analysis Run 5/23/2022 9:43 AM

Plant Bowen Client: Southern Company Data: Bowen AP-1

	BGWC-17	BGWC-18	BGWC-19	BGWC-20	BGWC-21	BGWC-22	BGWC-23	BGWC-24	BGWC-25
6/7/2016	0.0004 (J)								
6/8/2016		<0.005	0.00043 (J)	<0.005	<0.005	<0.005			<0.005
6/9/2016							<0.005	0.00099 (J)	
8/11/2016	<0.005								
8/12/2016		<0.005	<0.005	<0.005					
8/15/2016									<0.005
8/18/2016					<0.005	<0.005	<0.005	0.0023 (J)	
10/7/2016	<0.005	<0.005	<0.005						
10/10/2016				<0.005	0.001 (J)	<0.005	<0.005	0.004 (J)	<0.005
12/6/2016	<0.005	<0.005							
12/7/2016			<0.005	0.0037 (J)			0.0176	0.0302	
12/8/2016					<0.005	0.012			<0.005
1/23/2017									
2/7/2017									
2/16/2017	<0.005	<0.005	<0.005						
2/17/2017				<0.005	<0.005	<0.005			
2/20/2017							<0.005	0.0044 (J)	<0.005
3/27/2017									
4/17/2017									
4/19/2017	<0.005	<0.005	<0.005	<0.005	<0.005		<0.005	0.0046 (J)	
4/20/2017						<0.005			<0.005
5/22/2017									
5/30/2017	<0.005								
6/1/2017		<0.005	<0.005	<0.005	<0.005				<0.005
6/5/2017						0.0018 (J)	<0.005	0.0033 (J)	
7/11/2017									
7/14/2017	<0.005	<0.005	<0.005						
7/17/2017							<0.005	0.0052 (J)	<0.005
7/18/2017				<0.005	<0.005				
7/19/2017						<0.005			
8/23/2017									
3/26/2018									
3/27/2018	<0.005	<0.005	<0.005						
3/28/2018				<0.005	<0.005				<0.005
3/29/2018						<0.005	<0.005	<0.005	
2/27/2019	<0.005	<0.005		<0.005					
3/1/2019			<0.005			<0.005	<0.005	<0.005	<0.005
4/2/2019	0.00077 (J)	0.001 (J)							
4/3/2019			0.00058 (J)	<0.005	0.00012 (J)	<0.005	<0.005	0.0038 (J)	
4/4/2019									<0.005
9/26/2019	<0.005	<0.005	<0.005	<0.005					
9/27/2019						<0.005	<0.005		
9/30/2019					<0.005			0.0065 (J)	<0.005
2/24/2020	0.0013 (J)	<0.005	0.0013 (J)	<0.005					
2/25/2020						<0.005	0.002 (J)		
2/26/2020					<0.005			0.0077 (J)	<0.005
3/19/2020	0.0022 (J)								
3/20/2020		<0.005	<0.005		<0.005	<0.005			
3/23/2020				<0.005			<0.005		
3/24/2020									<0.005
3/25/2020								0.0067 (J)	
9/24/2020	<0.005	<0.005			<0.005	0.0026 (J)	<0.005		

Time Series

Constituent: Selenium (mg/L) Analysis Run 5/23/2022 9:43 AM

Plant Bowen Client: Southern Company Data: Bowen AP-1

	BGWC-17	BGWC-18	BGWC-19	BGWC-20	BGWC-21	BGWC-22	BGWC-23	BGWC-24	BGWC-25
9/25/2020								0.01	
9/28/2020			<0.005	<0.005					<0.005
2/18/2021	<0.005	<0.005	<0.005	<0.005					
2/19/2021					<0.005	<0.005	<0.005	0.0065	
2/23/2021									<0.005
3/8/2021									
3/24/2021	<0.005	<0.005							
3/25/2021									
3/26/2021			<0.005				<0.005	<0.005	<0.005
3/29/2021				<0.005	<0.005	<0.005			
8/19/2021	<0.005	<0.005							<0.005
8/20/2021			<0.005	<0.005	<0.005				
8/23/2021						<0.005	<0.005	0.0045 (J)	
2/11/2022	<0.005								
2/14/2022							<0.005		
2/15/2022						<0.005		0.0055	
2/16/2022		<0.005	<0.005	<0.005	<0.005				<0.005

Time Series

Constituent: Selenium (mg/L) Analysis Run 5/23/2022 9:43 AM

Plant Bowen Client: Southern Company Data: Bowen AP-1

	BGWC-30
6/7/2016	
6/8/2016	
6/9/2016	
8/11/2016	
8/12/2016	
8/15/2016	
8/18/2016	
10/7/2016	
10/10/2016	
12/6/2016	
12/7/2016	
12/8/2016	
1/23/2017	0.015
2/7/2017	0.0114
2/16/2017	
2/17/2017	
2/20/2017	
3/27/2017	0.0092 (J)
4/17/2017	0.0082 (J)
4/19/2017	
4/20/2017	
5/22/2017	0.0094 (J)
5/30/2017	
6/1/2017	
6/5/2017	0.0118
7/11/2017	0.012
7/14/2017	
7/17/2017	
7/18/2017	
7/19/2017	
8/23/2017	0.0097 (J)
3/26/2018	<0.005
3/27/2018	
3/28/2018	
3/29/2018	
2/27/2019	
3/1/2019	0.01 (J)
4/2/2019	0.0092 (J)
4/3/2019	
4/4/2019	
9/26/2019	
9/27/2019	0.0033 (J)
9/30/2019	
2/24/2020	
2/25/2020	
2/26/2020	<0.005
3/19/2020	
3/20/2020	
3/23/2020	0.0041 (J)
3/24/2020	
3/25/2020	
9/24/2020	

Time Series

Constituent: Selenium (mg/L) Analysis Run 5/23/2022 9:43 AM

Plant Bowen Client: Southern Company Data: Bowen AP-1

	BGWC-30
9/25/2020	0.0035 (J)
9/28/2020	
2/18/2021	
2/19/2021	
2/23/2021	
3/8/2021	0.0048 (J)
3/24/2021	
3/25/2021	0.0021 (J)
3/26/2021	
3/29/2021	
8/19/2021	0.0052
8/20/2021	
8/23/2021	
2/11/2022	
2/14/2022	0.0084
2/15/2022	
2/16/2022	

Time Series

Constituent: Selenium (mg/L) Analysis Run 5/23/2022 9:43 AM

Plant Bowen Client: Southern Company Data: Bowen AP-1

	BGWC-31	BGWC-32	BGWC-34D	BGWC-35D	BGWC-36D	BGWC-37D	BGWC-38D	BGWC-39	BGWC-40
4/2/2019					0.014				
4/4/2019	8E-05 (J)		0.0001 (J)	<0.005					
4/5/2019		0.00015 (J)							
9/24/2019	<0.005		<0.005						
9/26/2019		<0.005		<0.005					
9/27/2019					0.0071 (J)				
2/25/2020				<0.005		<0.005			
2/26/2020	<0.005				0.0029 (J)				
2/27/2020		<0.005	<0.005				<0.005	<0.005	
2/28/2020									0.0018 (J)
3/23/2020	<0.005				0.0033 (J)				
3/24/2020		<0.005	<0.005			<0.005	<0.005	<0.005	
3/25/2020				<0.005					0.0039 (J)
9/2/2020							0.003 (J)		
9/25/2020		<0.005		<0.005		<0.005			
9/28/2020	<0.005		<0.005		0.0076 (J)				
9/29/2020								0.002 (J)	0.005 (J)
2/19/2021			<0.005						
2/22/2021	<0.005			<0.005		<0.005		<0.005	0.0094
2/23/2021		<0.005							
3/8/2021					0.011				
3/9/2021							0.005		
3/25/2021					0.012				
3/26/2021				<0.005		<0.005			
3/29/2021	<0.005						<0.005		
3/30/2021		<0.005	<0.005						0.0098
3/31/2021								0.002 (J)	
8/19/2021							<0.005		
8/20/2021	<0.005			<0.005		<0.005			
8/23/2021					0.0086				
8/24/2021			<0.005					<0.005	0.0096
8/25/2021		<0.005							
2/14/2022					0.011		<0.005		
2/15/2022									
2/16/2022	<0.005	<0.005	<0.005					<0.005	0.0084
2/17/2022				<0.005		<0.005			

Time Series

Constituent: Selenium (mg/L) Analysis Run 5/23/2022 9:43 AM

Plant Bowen Client: Southern Company Data: Bowen AP-1

	BGWC-41D
4/2/2019	
4/4/2019	
4/5/2019	
9/24/2019	
9/26/2019	
9/27/2019	
2/25/2020	
2/26/2020	
2/27/2020	
2/28/2020	
3/23/2020	
3/24/2020	
3/25/2020	
9/2/2020	0.0016 (J)
9/25/2020	
9/28/2020	
9/29/2020	
2/19/2021	
2/22/2021	<0.005
2/23/2021	
3/8/2021	
3/9/2021	
3/25/2021	
3/26/2021	
3/29/2021	
3/30/2021	
3/31/2021	0.0016 (J)
8/19/2021	
8/20/2021	
8/23/2021	
8/24/2021	<0.005
8/25/2021	
2/14/2022	
2/15/2022	<0.005
2/16/2022	
2/17/2022	

Time Series

Constituent: Selenium (mg/L) Analysis Run 5/23/2022 9:43 AM

Plant Bowen Client: Southern Company Data: Bowen AP-1

	BGWC-42D	BGWC-43D	BGWC-44D	BGWC-7	BGWC-8	BGWC-9	BGWC-51	BGWC-52	BGWC-49D
6/6/2016						0.00031 (J)			
6/7/2016					4.8E-05 (J)				
6/8/2016				<0.005					
8/10/2016					<0.005				
8/11/2016				<0.005		0.001 (J)			
10/4/2016					<0.005				
10/5/2016						0.0017 (J)			
10/6/2016				<0.005					
12/2/2016					<0.005				
12/5/2016						<0.005			
12/6/2016				<0.005					
2/14/2017					<0.005				
2/15/2017				<0.005		<0.005			
4/14/2017					<0.005				
4/17/2017						<0.005			
4/18/2017				<0.005					
5/26/2017					<0.005	0.0014 (J)			
6/2/2017				<0.005					
7/10/2017					<0.005				
7/11/2017						<0.005			
7/14/2017				<0.005					
3/26/2018					<0.005				
3/27/2018				<0.005		<0.005			
2/25/2019					<0.005				
2/28/2019				<0.005					
4/1/2019					0.00015 (J)	0.0004 (J)			
4/2/2019				<0.005					
9/24/2019				<0.005	<0.005	<0.005			
2/19/2020					<0.005				
2/20/2020						<0.005			
2/21/2020				<0.005					
3/18/2020					<0.005				
3/19/2020				<0.005		0.0015 (J)			
9/3/2020	0.0022 (J)	0.0028 (J)	<0.005						
9/23/2020					<0.005				
9/24/2020						<0.005			
9/25/2020				<0.005					
1/28/2021							0.014	<0.005	
2/16/2021					<0.005				
2/17/2021						<0.005			
2/18/2021			<0.005	<0.005					
2/22/2021	<0.005								
2/23/2021							0.013	0.0016 (J)	
3/8/2021		<0.005							
3/24/2021					<0.005	<0.005			
3/29/2021		<0.005							
3/30/2021				<0.005			0.01 (J)	<0.005	
3/31/2021			<0.005						
4/1/2021	0.0027 (J)								
4/19/2021									<0.005
8/18/2021			<0.005		<0.005	0.0014 (J)			
8/19/2021				<0.005					

Time Series

Constituent: Selenium (mg/L) Analysis Run 5/23/2022 9:43 AM

Plant Bowen Client: Southern Company Data: Bowen AP-1

	BGWC-42D	BGWC-43D	BGWC-44D	BGWC-7	BGWC-8	BGWC-9	BGWC-51	BGWC-52	BGWC-49D
8/20/2021	<0.005								
8/23/2021		<0.005					0.013	<0.005	
8/24/2021									<0.005
2/9/2022			<0.005						
2/10/2022					<0.005	<0.005			
2/11/2022				<0.005					
2/14/2022							0.0042 (J)	0.0018 (J)	
2/15/2022		<0.005							
2/17/2022	<0.005								<0.005

Time Series

Constituent: Selenium (mg/L) Analysis Run 5/23/2022 9:43 AM

Plant Bowen Client: Southern Company Data: Bowen AP-1

	BGWC-50D
6/6/2016	
6/7/2016	
6/8/2016	
8/10/2016	
8/11/2016	
10/4/2016	
10/5/2016	
10/6/2016	
12/2/2016	
12/5/2016	
12/6/2016	
2/14/2017	
2/15/2017	
4/14/2017	
4/17/2017	
4/18/2017	
5/26/2017	
6/2/2017	
7/10/2017	
7/11/2017	
7/14/2017	
3/26/2018	
3/27/2018	
2/25/2019	
2/28/2019	
4/1/2019	
4/2/2019	
9/24/2019	
2/19/2020	
2/20/2020	
2/21/2020	
3/18/2020	
3/19/2020	
9/3/2020	
9/23/2020	
9/24/2020	
9/25/2020	
1/28/2021	
2/16/2021	
2/17/2021	
2/18/2021	
2/22/2021	
2/23/2021	
3/8/2021	
3/24/2021	
3/29/2021	
3/30/2021	
3/31/2021	
4/1/2021	
4/19/2021	<0.005
8/18/2021	<0.005
8/19/2021	

Time Series

Constituent: Selenium (mg/L) Analysis Run 5/23/2022 9:43 AM

Plant Bowen Client: Southern Company Data: Bowen AP-1

	BGWC-50D
8/20/2021	
8/23/2021	
8/24/2021	
2/9/2022	<0.005
2/10/2022	
2/11/2022	
2/14/2022	
2/15/2022	
2/17/2022	

Time Series

Constituent: Sulfate (mg/L) Analysis Run 5/23/2022 9:43 AM

Plant Bowen Client: Southern Company Data: Bowen AP-1

	BGWA-2 (bg)	BGWA-29 (bg)	BGWA-33 (bg)	BGWA-47D (bg)	BGWA-48D (bg)	BGWA-6	BGWC-10	BGWC-12	BGWC-14A
6/6/2016	8					26			
6/7/2016							99	190	
8/9/2016	6.5								
8/10/2016						22			
8/11/2016									
8/12/2016								180	
8/16/2016							110		
8/22/2016		4.2							
10/3/2016	5.7								
10/4/2016		6.4				20			
10/6/2016								200	
10/7/2016							110		
11/29/2016	5.2								
12/1/2016		7.8				20			
12/5/2016								130	
12/6/2016							110		
1/10/2017		4.5							
2/13/2017	6.4								
2/14/2017		5.1				20			
2/15/2017								190	
2/16/2017							110		
4/13/2017	4.9					21			
4/14/2017		4.4							
4/18/2017							110	220	
5/25/2017	5.7	4.2				22			
5/30/2017									
6/2/2017							110	250	
7/7/2017	6.3					25			
7/10/2017		3.5							
7/12/2017							110		
7/13/2017								250	
7/14/2017									
10/9/2017	6.1					25			
10/10/2017		3.3						210	
10/11/2017							110		
6/12/2018	8.3	6.8							
6/14/2018							110	275	
10/16/2018	8.9	7.6				32.4			
10/17/2018								336	
10/18/2018							122		
4/1/2019	10.8	5.2						239	
4/2/2019						29.8	105		
4/3/2019			26.2						
5/2/2019	11.2								
9/23/2019	9	6.6				27.5			
9/25/2019							93.7	205	
9/26/2019									
9/27/2019			200 (o)						
2/18/2020						25.7			
2/19/2020		1.6							
2/21/2020			23.5						
3/18/2020	11.7	3.7							

Time Series

Constituent: Sulfate (mg/L) Analysis Run 5/23/2022 9:43 AM

Plant Bowen Client: Southern Company Data: Bowen AP-1

	BGWA-2 (bg)	BGWA-29 (bg)	BGWA-33 (bg)	BGWA-47D (bg)	BGWA-48D (bg)	BGWA-6	BGWC-10	BGWC-12	BGWC-14A
3/19/2020						28		255	
3/20/2020			26.1						
3/23/2020							95.6		
5/22/2020				53.5					92.6
5/25/2020					43.3				
6/23/2020				64.5	59.7				88.7
7/28/2020				65.7	15.8				300
9/2/2020				70.2					360
9/3/2020					24.4				
9/23/2020	12.9	5.3				24.6			
9/24/2020							98.6		
9/25/2020			22.6					320	
10/1/2020				70.2	26.6				382
11/10/2020				68.9	24.1				354
12/15/2020				78	28.3				406
1/20/2021				73.4	26.1				299
3/23/2021		4.6							
3/24/2021								301	115
3/25/2021				74.5	22				
3/26/2021	12.8								
3/30/2021							104		
3/31/2021						21.9			
4/1/2021			24.6						
8/16/2021	12.7	4.8		74.5	6.7	23.4			
8/18/2021							97.9	326	375
8/25/2021			25						
2/9/2022	13.5			72.7	19.1	16.7			130
2/10/2022		1.9							
2/11/2022							86.1	343	
2/16/2022			22.8						

Time Series

Constituent: Sulfate (mg/L) Analysis Run 5/23/2022 9:43 AM

Plant Bowen Client: Southern Company Data: Bowen AP-1

	BGWC-16
6/6/2016	
6/7/2016	240
8/9/2016	
8/10/2016	
8/11/2016	250
8/12/2016	
8/16/2016	
8/22/2016	
10/3/2016	
10/4/2016	
10/6/2016	
10/7/2016	260
11/29/2016	
12/1/2016	
12/5/2016	
12/6/2016	280
1/10/2017	
2/13/2017	
2/14/2017	
2/15/2017	
2/16/2017	380
4/13/2017	
4/14/2017	
4/18/2017	290
5/25/2017	
5/30/2017	260
6/2/2017	
7/7/2017	
7/10/2017	
7/12/2017	
7/13/2017	
7/14/2017	260
10/9/2017	
10/10/2017	
10/11/2017	270
6/12/2018	246
6/14/2018	
10/16/2018	
10/17/2018	
10/18/2018	276
4/1/2019	
4/2/2019	272
4/3/2019	
5/2/2019	
9/23/2019	
9/25/2019	
9/26/2019	288
9/27/2019	
2/18/2020	
2/19/2020	
2/21/2020	
3/18/2020	

Time Series

Constituent: Sulfate (mg/L) Analysis Run 5/23/2022 9:43 AM

Plant Bowen Client: Southern Company Data: Bowen AP-1

	BGWC-16
3/19/2020	311
3/20/2020	
3/23/2020	
5/22/2020	
5/25/2020	
6/23/2020	
7/28/2020	
9/2/2020	
9/3/2020	
9/23/2020	
9/24/2020	338
9/25/2020	
10/1/2020	
11/10/2020	
12/15/2020	
1/20/2021	
3/23/2021	
3/24/2021	317
3/25/2021	
3/26/2021	
3/30/2021	
3/31/2021	
4/1/2021	
8/16/2021	
8/18/2021	297
8/25/2021	
2/9/2022	
2/10/2022	
2/11/2022	358
2/16/2022	

Time Series

Constituent: Sulfate (mg/L) Analysis Run 5/23/2022 9:43 AM

Plant Bowen Client: Southern Company Data: Bowen AP-1

	BGWC-17	BGWC-18	BGWC-19	BGWC-20	BGWC-21	BGWC-22	BGWC-23	BGWC-24	BGWC-25
6/7/2016	120								
6/8/2016		120	110	530	75	660			10
6/9/2016							510	730	
8/11/2016	110								
8/12/2016		81	110	530					
8/15/2016									10
8/18/2016					66	730	480	580	
10/7/2016	150	140	150						
10/10/2016				600	57	650	460	520	10
12/6/2016	130	160							
12/7/2016			97	580			490	370	
12/8/2016					68	660			13
1/23/2017									
2/7/2017									
2/16/2017	120	92	130						
2/17/2017				710	57	740			
2/20/2017							520	610	24
3/27/2017									
4/17/2017									
4/19/2017	110	80	140	610	52		490	600	
4/20/2017						990			26
5/22/2017									
5/30/2017	110								
6/1/2017		73	70	550	55				29
6/5/2017						700	480	700	
7/11/2017									
7/14/2017	110	78	110						
7/17/2017							510	670	25
7/18/2017				590	50				
7/19/2017						720			
8/23/2017									
10/10/2017									
10/11/2017	120	83	93	550			510	510	12
10/12/2017					48	780			
6/13/2018				541			586	689	
6/14/2018	106	74.6			48.1	738			10
6/15/2018			78.3						
10/17/2018	118								
10/18/2018		89.3							
10/19/2018			114		57.2				
10/22/2018				604		846	590	723	8.1
4/2/2019	86.9	70.1							
4/3/2019			90.6	593	61.9	720	603	648	
4/4/2019									11.4
5/2/2019						827			
9/26/2019	219	114	130	498					
9/27/2019						905	721		
9/30/2019					54.5			758	10.7
2/25/2020						472			
2/26/2020									
3/19/2020	90.5								
3/20/2020		75.9	76.9		57.8	610			

Time Series

Constituent: Sulfate (mg/L) Analysis Run 5/23/2022 9:43 AM

Plant Bowen Client: Southern Company Data: Bowen AP-1

	BGWC-17	BGWC-18	BGWC-19	BGWC-20	BGWC-21	BGWC-22	BGWC-23	BGWC-24	BGWC-25
3/23/2020				494			612		
3/24/2020									18.8
3/25/2020								603	
9/24/2020	156	69.9			57.8	864	676		
9/25/2020								613	
9/28/2020			70.3	578					8.8
3/24/2021	93.7	67.3							
3/25/2021									
3/26/2021			66.8				679	515	21.3
3/29/2021				504	55.2	772			
7/19/2021						506	335	194	
7/20/2021									
8/19/2021	91.7	56.4							10.2
8/20/2021			47.5	550	54.6				
8/23/2021						848	628	527	
11/1/2021						690	410	225	
2/11/2022	88.7								
2/14/2022							622		
2/15/2022						789		473	
2/16/2022		61.5	79.6	555	48.7				13.7

Time Series

Constituent: Sulfate (mg/L) Analysis Run 5/23/2022 9:43 AM

Plant Bowen Client: Southern Company Data: Bowen AP-1

	BGWC-30
6/7/2016	
6/8/2016	
6/9/2016	
8/11/2016	
8/12/2016	
8/15/2016	
8/18/2016	
10/7/2016	
10/10/2016	
12/6/2016	
12/7/2016	
12/8/2016	
1/23/2017	410
2/7/2017	410
2/16/2017	
2/17/2017	
2/20/2017	
3/27/2017	410
4/17/2017	400
4/19/2017	
4/20/2017	
5/22/2017	460
5/30/2017	
6/1/2017	
6/5/2017	440
7/11/2017	420
7/14/2017	
7/17/2017	
7/18/2017	
7/19/2017	
8/23/2017	390
10/10/2017	420
10/11/2017	
10/12/2017	
6/13/2018	
6/14/2018	
6/15/2018	174
10/17/2018	
10/18/2018	
10/19/2018	
10/22/2018	204
4/2/2019	153
4/3/2019	
4/4/2019	
5/2/2019	
9/26/2019	
9/27/2019	51.7
9/30/2019	
2/25/2020	
2/26/2020	42.6
3/19/2020	
3/20/2020	

Time Series

Constituent: Sulfate (mg/L) Analysis Run 5/23/2022 9:43 AM

Plant Bowen Client: Southern Company Data: Bowen AP-1

	BGWC-30
3/23/2020	55.7
3/24/2020	
3/25/2020	
9/24/2020	
9/25/2020	53.6
9/28/2020	
3/24/2021	
3/25/2021	28.1
3/26/2021	
3/29/2021	
7/19/2021	
7/20/2021	37.2
8/19/2021	58.2
8/20/2021	
8/23/2021	
11/1/2021	65.5
2/11/2022	
2/14/2022	74.4
2/15/2022	
2/16/2022	

Time Series

Constituent: Sulfate (mg/L) Analysis Run 5/23/2022 9:43 AM

Plant Bowen Client: Southern Company Data: Bowen AP-1

	BGWC-31	BGWC-32	BGWC-34D	BGWC-35D	BGWC-36D	BGWC-37D	BGWC-38D	BGWC-39	BGWC-40
10/17/2018					277				
10/18/2018	199								
10/19/2018			106						
10/22/2018		350		626					
4/2/2019					192				
4/4/2019	105		88	643					
4/5/2019		312							
5/3/2019		304							
9/24/2019	97.2		80.7						
9/26/2019		336		517					
9/27/2019					191				
11/15/2019		413							
12/13/2019								651	
12/16/2019									60.4
2/25/2020				424		197			
2/26/2020					90.4				
2/27/2020							228		
3/23/2020	99.6				98.7				
3/24/2020		232	95.5			168	275	162	
3/25/2020				272					112
5/4/2020									
9/2/2020							188		
9/25/2020		393		394		175			
9/28/2020	115		115		135				
9/29/2020								619	130
3/25/2021					137				
3/26/2021				647		150			
3/29/2021	35.9						136		
3/30/2021		368	127						144
3/31/2021								314	
8/19/2021							90.7		
8/20/2021	121			452		130			
8/23/2021					141				
8/24/2021			132					505	138
8/25/2021		285							
11/1/2021							110		
2/14/2022					122		139		
2/15/2022									
2/16/2022	118	265	129					403	125
2/17/2022				551		132			

Time Series

Constituent: Sulfate (mg/L) Analysis Run 5/23/2022 9:43 AM

Plant Bowen Client: Southern Company Data: Bowen AP-1

	BGWC-41D
10/17/2018	
10/18/2018	
10/19/2018	
10/22/2018	
4/2/2019	
4/4/2019	
4/5/2019	
5/3/2019	
9/24/2019	
9/26/2019	
9/27/2019	
11/15/2019	
12/13/2019	
12/16/2019	
2/25/2020	
2/26/2020	
2/27/2020	
3/23/2020	
3/24/2020	
3/25/2020	
5/4/2020	234
9/2/2020	224
9/25/2020	
9/28/2020	
9/29/2020	
3/25/2021	
3/26/2021	
3/29/2021	
3/30/2021	
3/31/2021	262
8/19/2021	
8/20/2021	
8/23/2021	
8/24/2021	271
8/25/2021	
11/1/2021	
2/14/2022	
2/15/2022	278
2/16/2022	
2/17/2022	

Time Series

Constituent: Sulfate (mg/L) Analysis Run 5/23/2022 9:43 AM

Plant Bowen Client: Southern Company Data: Bowen AP-1

	BGWC-42D	BGWC-43D	BGWC-44D	BGWC-7	BGWC-8	BGWC-9	BGWC-51	BGWC-52	BGWC-49D
6/6/2016						100			
6/7/2016					26				
6/8/2016				410					
8/10/2016					29				
8/11/2016				460		110			
10/4/2016					40				
10/5/2016						120			
10/6/2016				440					
12/2/2016					37				
12/5/2016						130			
12/6/2016				470					
2/14/2017					45				
2/15/2017				510		120			
4/14/2017					27				
4/17/2017						110			
4/18/2017				450					
5/26/2017					34	110			
6/2/2017				470					
7/10/2017					28				
7/11/2017						110			
7/14/2017				230					
10/10/2017					30	110			
10/11/2017				480					
6/12/2018					35.2	80.6			
6/13/2018				419					
10/16/2018					53				
10/17/2018						117			
10/18/2018				438					
4/1/2019					30.5	81.4			
4/2/2019				334					
9/24/2019				266	36.5	89			
3/18/2020					34.3				
3/19/2020				287		74.3			
5/4/2020		333	37.2						
5/11/2020	124								
5/20/2020	118	342							
9/3/2020	141	358	31						
9/23/2020					33.5				
9/24/2020						84.8			
9/25/2020				298					
1/28/2021							562	308	
3/24/2021					24.2	70.5			
3/29/2021		301							
3/30/2021				290			636	347	
3/31/2021			42.9						
4/1/2021	115								
4/19/2021									223
7/20/2021		262							
8/18/2021			35		34	71.7			
8/19/2021				237					
8/20/2021	151								
8/23/2021		328					545	277	

Time Series

Constituent: Sulfate (mg/L) Analysis Run 5/23/2022 9:43 AM

Plant Bowen Client: Southern Company Data: Bowen AP-1

	BGWC-42D	BGWC-43D	BGWC-44D	BGWC-7	BGWC-8	BGWC-9	BGWC-51	BGWC-52	BGWC-49D
8/24/2021									235
2/9/2022			48.4						
2/10/2022					27.2	70			
2/11/2022				225					
2/14/2022							114	64.1	
2/15/2022		323							
2/17/2022	122								209

Time Series

Constituent: Sulfate (mg/L) Analysis Run 5/23/2022 9:43 AM

Plant Bowen Client: Southern Company Data: Bowen AP-1

	BGWC-50D
6/6/2016	
6/7/2016	
6/8/2016	
8/10/2016	
8/11/2016	
10/4/2016	
10/5/2016	
10/6/2016	
12/2/2016	
12/5/2016	
12/6/2016	
2/14/2017	
2/15/2017	
4/14/2017	
4/17/2017	
4/18/2017	
5/26/2017	
6/2/2017	
7/10/2017	
7/11/2017	
7/14/2017	
10/10/2017	
10/11/2017	
6/12/2018	
6/13/2018	
10/16/2018	
10/17/2018	
10/18/2018	
4/1/2019	
4/2/2019	
9/24/2019	
3/18/2020	
3/19/2020	
5/4/2020	
5/11/2020	
5/20/2020	
9/3/2020	
9/23/2020	
9/24/2020	
9/25/2020	
1/28/2021	
3/24/2021	
3/29/2021	
3/30/2021	
3/31/2021	
4/1/2021	
4/19/2021	26.7
7/20/2021	
8/18/2021	23.3
8/19/2021	
8/20/2021	
8/23/2021	

Time Series

Constituent: Sulfate (mg/L) Analysis Run 5/23/2022 9:43 AM

Plant Bowen Client: Southern Company Data: Bowen AP-1

	BGWC-50D
8/24/2021	
2/9/2022	79.4
2/10/2022	
2/11/2022	
2/14/2022	
2/15/2022	
2/17/2022	

Time Series

Constituent: Thallium (mg/L) Analysis Run 5/23/2022 9:43 AM

Plant Bowen Client: Southern Company Data: Bowen AP-1

	BGWA-2 (bg)	BGWA-29 (bg)	BGWA-33 (bg)	BGWA-47D (bg)	BGWA-48D (bg)	BGWA-6	BGWC-10	BGWC-12	BGWC-14A
6/6/2016	<0.001					<0.001			
6/7/2016							<0.001	<0.001	
8/9/2016	0.0001 (J)								
8/10/2016						7E-05 (J)			
8/11/2016									
8/12/2016								9E-05 (J)	
8/16/2016							<0.001		
8/22/2016		<0.001							
10/3/2016	<0.001								
10/4/2016		<0.001				<0.001			
10/6/2016								<0.001	
10/7/2016							<0.001		
11/29/2016	<0.001								
12/1/2016		<0.001				<0.001			
12/5/2016								<0.001	
12/6/2016							<0.001		
1/10/2017		<0.001							
2/13/2017	<0.001								
2/14/2017		<0.001				<0.001			
2/15/2017								<0.001	
2/16/2017							<0.001		
4/13/2017	9E-05 (J)					0.0001 (J)			
4/14/2017		<0.001							
4/18/2017							<0.001	9E-05 (J)	
5/25/2017	0.0001 (J)	<0.001				6E-05 (J)			
5/30/2017									
6/2/2017							<0.001	<0.001	
7/7/2017	9E-05 (J)					7E-05 (J)			
7/10/2017		<0.001							
7/12/2017							<0.001		
7/13/2017								8E-05 (J)	
7/14/2017									
3/26/2018	<0.001	<0.001							
3/27/2018							<0.001		
3/28/2018								<0.001	
6/12/2018	<0.001	<0.001							
6/14/2018							<0.001	<0.001	
10/16/2018	<0.001	<0.001				<0.001			
10/17/2018								<0.001	
10/18/2018							<0.001		
2/25/2019	<0.001								
2/27/2019		<0.001							
2/28/2019							<0.001	<0.001	
4/1/2019	0.00011 (J)	<0.001						<0.001	
4/2/2019						6.2E-05 (J)	<0.001		
4/3/2019			<0.001						
9/23/2019	0.00011 (J)	<0.001				6E-05 (J)			
9/25/2019							<0.001	6E-05 (J)	
9/26/2019									
9/27/2019			<0.001						
2/18/2020	0.00011 (J)					5.3E-05 (J)			
2/19/2020		<0.001							

Time Series

Constituent: Thallium (mg/L) Analysis Run 5/23/2022 9:43 AM

Plant Bowen Client: Southern Company Data: Bowen AP-1

	BGWA-2 (bg)	BGWA-29 (bg)	BGWA-33 (bg)	BGWA-47D (bg)	BGWA-48D (bg)	BGWA-6	BGWC-10	BGWC-12	BGWC-14A
2/20/2020							<0.001		
2/21/2020			<0.001						
2/24/2020								<0.001	
3/18/2020	0.00012 (J)	<0.001							
3/19/2020						6.1E-05 (J)		6.2E-05 (J)	
3/20/2020			<0.001						
3/23/2020							<0.001		
5/22/2020				8.8E-05 (J)					0.00016 (J)
5/25/2020					<0.001				
6/23/2020				<0.001	<0.001				0.00011 (J)
7/28/2020				<0.001	<0.001				0.00026 (J)
9/2/2020				<0.001					0.00035 (J)
9/3/2020					<0.001				
9/23/2020	<0.001	<0.001				<0.001			
9/24/2020							<0.001		
9/25/2020			<0.001					<0.001	
10/1/2020				<0.001	<0.001				0.0005 (J)
11/10/2020				<0.001	<0.001				0.00044 (J)
12/15/2020				<0.001	<0.001				0.00044
1/20/2021				<0.001	<0.001				0.00031 (J)
2/16/2021	0.0002 (J)	<0.001							
2/17/2021				<0.001	<0.001				
2/18/2021						<0.001	<0.001		0.00077 (J)
2/19/2021			<0.001					<0.001	
3/23/2021		<0.001							
3/24/2021								<0.001	0.00023 (J)
3/25/2021				<0.001	<0.001				
3/26/2021	0.00025 (J)								
3/30/2021							<0.001		
3/31/2021						0.00017 (J)			
4/1/2021			<0.001						
8/16/2021	0.00019 (J)	<0.001		<0.001	<0.001	<0.001			
8/18/2021							<0.001	<0.001	0.00039 (J)
8/25/2021			<0.001						
2/9/2022	<0.001			<0.001	<0.001	<0.001			0.00024 (J)
2/10/2022		<0.001							
2/11/2022							<0.001	<0.001	
2/16/2022			<0.001						

Time Series

Constituent: Thallium (mg/L) Analysis Run 5/23/2022 9:43 AM

Plant Bowen Client: Southern Company Data: Bowen AP-1

	BGWC-16
6/6/2016	
6/7/2016	0.0002 (J)
8/9/2016	
8/10/2016	
8/11/2016	0.0002 (J)
8/12/2016	
8/16/2016	
8/22/2016	
10/3/2016	
10/4/2016	
10/6/2016	
10/7/2016	0.0002 (J)
11/29/2016	
12/1/2016	
12/5/2016	
12/6/2016	0.0003 (J)
1/10/2017	
2/13/2017	
2/14/2017	
2/15/2017	
2/16/2017	0.0003 (J)
4/13/2017	
4/14/2017	
4/18/2017	0.0002 (J)
5/25/2017	
5/30/2017	0.0002 (J)
6/2/2017	
7/7/2017	
7/10/2017	
7/12/2017	
7/13/2017	
7/14/2017	0.0002 (J)
3/26/2018	
3/27/2018	0.00019 (J)
3/28/2018	
6/12/2018	0.0002 (J)
6/14/2018	
10/16/2018	
10/17/2018	
10/18/2018	0.0002 (J)
2/25/2019	0.00023 (J)
2/27/2019	
2/28/2019	
4/1/2019	
4/2/2019	0.0002 (J)
4/3/2019	
9/23/2019	
9/25/2019	
9/26/2019	0.00023 (J)
9/27/2019	
2/18/2020	
2/19/2020	

Time Series

Constituent: Thallium (mg/L) Analysis Run 5/23/2022 9:43 AM

Plant Bowen Client: Southern Company Data: Bowen AP-1

	BGWC-16
2/20/2020	0.00028 (J)
2/21/2020	
2/24/2020	
3/18/2020	
3/19/2020	0.00022 (J)
3/20/2020	
3/23/2020	
5/22/2020	
5/25/2020	
6/23/2020	
7/28/2020	
9/2/2020	
9/3/2020	
9/23/2020	
9/24/2020	0.00024 (J)
9/25/2020	
10/1/2020	
11/10/2020	
12/15/2020	
1/20/2021	
2/16/2021	
2/17/2021	
2/18/2021	0.00023 (J)
2/19/2021	
3/23/2021	
3/24/2021	0.00019 (J)
3/25/2021	
3/26/2021	
3/30/2021	
3/31/2021	
4/1/2021	
8/16/2021	
8/18/2021	0.00023 (J)
8/25/2021	
2/9/2022	
2/10/2022	
2/11/2022	0.00024 (J)
2/16/2022	

Time Series

Constituent: Thallium (mg/L) Analysis Run 5/23/2022 9:43 AM

Plant Bowen Client: Southern Company Data: Bowen AP-1

	BGWC-17	BGWC-18	BGWC-19	BGWC-20	BGWC-21	BGWC-22	BGWC-23	BGWC-24	BGWC-25
6/7/2016	8.5E-05 (J)								
6/8/2016		<0.001	8.5E-05 (J)	<0.001	<0.001	0.00035 (J)			<0.001
6/9/2016							0.0001 (J)	0.00022 (J)	
8/11/2016	8E-05 (J)								
8/12/2016		6E-05 (J)	8E-05 (J)	<0.001					
8/15/2016									<0.001
8/18/2016					<0.001	0.0005 (J)	<0.001	<0.001	
10/7/2016	<0.001	<0.001	<0.001						
10/10/2016				<0.001	<0.001	0.0006 (J)	<0.001	0.0003 (J)	<0.001
12/6/2016	<0.001	<0.001							
12/7/2016			<0.001	<0.001			<0.001	<0.001	
12/8/2016					<0.001	0.0005 (J)			<0.001
1/23/2017									
2/7/2017									
2/16/2017	<0.001	<0.001	<0.001						
2/17/2017				<0.001	<0.001	0.0006 (J)			
2/20/2017							<0.001	0.0003 (J)	<0.001
3/27/2017									
4/17/2017									
4/19/2017	8E-05 (J)	<0.001	6E-05 (J)	<0.001	<0.001		<0.001	0.0004 (J)	
4/20/2017						0.0006 (J)			<0.001
5/22/2017									
5/30/2017	9E-05 (J)								
6/1/2017		<0.001	8E-05 (J)	<0.001	<0.001				<0.001
6/5/2017						0.0006 (J)	<0.001	0.0004 (J)	
7/11/2017									
7/14/2017	9E-05 (J)	<0.001	8E-05 (J)						
7/17/2017							<0.001	0.0004 (J)	<0.001
7/18/2017				<0.001	<0.001				
7/19/2017						0.0007 (J)			
8/23/2017									
3/26/2018									
3/27/2018	<0.001	<0.001	<0.001						
3/28/2018				<0.001	<0.001				<0.001
3/29/2018						0.00063 (J)	<0.001	0.00048 (J)	
6/13/2018				<0.001			<0.001	0.00053 (J)	
6/14/2018	<0.001	<0.001			<0.001	0.00069 (J)			<0.001
6/15/2018			<0.001						
10/17/2018	<0.001								
10/18/2018		<0.001							
10/19/2018			<0.001		<0.001				
10/22/2018				<0.001		0.00071 (J)	<0.001	0.00047 (J)	<0.001
2/27/2019	<0.001	<0.001		<0.001					
3/1/2019			<0.001			0.00074 (J)	<0.001	0.0007 (J)	<0.001
4/2/2019	7.5E-05 (J)	<0.001							
4/3/2019			<0.001	<0.001	<0.001	0.0007 (J)	<0.001	0.00064 (J)	
4/4/2019									<0.001
9/26/2019	0.00026 (J)	7.1E-05 (J)	8E-05 (J)	<0.001					
9/27/2019						0.00088 (J)	0.00018 (J)		
9/30/2019					<0.001			0.00069 (J)	<0.001
2/24/2020	5.9E-05 (J)	6.8E-05 (J)	<0.001	<0.001					
2/25/2020						0.00062 (J)	0.00015 (J)		

Time Series

Constituent: Thallium (mg/L) Analysis Run 5/23/2022 9:43 AM

Plant Bowen Client: Southern Company Data: Bowen AP-1

	BGWC-17	BGWC-18	BGWC-19	BGWC-20	BGWC-21	BGWC-22	BGWC-23	BGWC-24	BGWC-25
2/26/2020					<0.001			0.00073 (J)	<0.001
3/19/2020	6.1E-05 (J)								
3/20/2020		<0.001	<0.001		<0.001	0.00063 (J)			
3/23/2020				0.0002 (J)			0.00016 (J)		
3/24/2020									<0.001
3/25/2020								0.00066 (J)	
9/24/2020	0.00018 (J)	<0.001			<0.001	0.001	0.00038 (J)		
9/25/2020								0.00057 (J)	
9/28/2020			<0.001	<0.001					<0.001
2/18/2021	<0.001	<0.001	<0.001	<0.001					
2/19/2021					<0.001	0.00089 (J)	0.00039 (J)	0.0005 (J)	
2/23/2021									<0.001
3/8/2021									
3/24/2021	<0.001	<0.001							
3/25/2021									
3/26/2021			<0.001				0.00069 (J)	0.00057 (J)	<0.001
3/29/2021				<0.001	<0.001	0.0009 (J)			
8/19/2021	<0.001	<0.001							<0.001
8/20/2021			<0.001	0.00025 (J)	<0.001				
8/23/2021						0.00088 (J)	<0.001	0.00051 (J)	
2/11/2022	<0.001								
2/14/2022							<0.001		
2/15/2022						0.0011		0.00045 (J)	
2/16/2022		<0.001	0.00021 (J)	<0.001	<0.001				<0.001

Time Series

Constituent: Thallium (mg/L) Analysis Run 5/23/2022 9:43 AM

Plant Bowen Client: Southern Company Data: Bowen AP-1

	BGWC-30
6/7/2016	
6/8/2016	
6/9/2016	
8/11/2016	
8/12/2016	
8/15/2016	
8/18/2016	
10/7/2016	
10/10/2016	
12/6/2016	
12/7/2016	
12/8/2016	
1/23/2017	0.0008 (J)
2/7/2017	0.0008 (J)
2/16/2017	
2/17/2017	
2/20/2017	
3/27/2017	0.0006 (J)
4/17/2017	0.0007 (J)
4/19/2017	
4/20/2017	
5/22/2017	0.0008 (J)
5/30/2017	
6/1/2017	
6/5/2017	0.0007 (J)
7/11/2017	0.0007 (J)
7/14/2017	
7/17/2017	
7/18/2017	
7/19/2017	
8/23/2017	0.0007 (J)
3/26/2018	0.00058 (J)
3/27/2018	
3/28/2018	
3/29/2018	
6/13/2018	
6/14/2018	
6/15/2018	0.00056 (J)
10/17/2018	
10/18/2018	
10/19/2018	
10/22/2018	0.00034 (J)
2/27/2019	
3/1/2019	0.00024 (J)
4/2/2019	0.00024 (J)
4/3/2019	
4/4/2019	
9/26/2019	
9/27/2019	0.00014 (J)
9/30/2019	
2/24/2020	
2/25/2020	

Time Series

Constituent: Thallium (mg/L) Analysis Run 5/23/2022 9:43 AM

Plant Bowen Client: Southern Company Data: Bowen AP-1

	BGWC-30
2/26/2020	8.5E-05 (J)
3/19/2020	
3/20/2020	
3/23/2020	9.1E-05 (J)
3/24/2020	
3/25/2020	
9/24/2020	
9/25/2020	<0.001
9/28/2020	
2/18/2021	
2/19/2021	
2/23/2021	
3/8/2021	<0.001
3/24/2021	
3/25/2021	<0.001
3/26/2021	
3/29/2021	
8/19/2021	0.00022 (J)
8/20/2021	
8/23/2021	
2/11/2022	
2/14/2022	<0.001
2/15/2022	
2/16/2022	

Time Series

Constituent: Thallium (mg/L) Analysis Run 5/23/2022 9:43 AM

Plant Bowen Client: Southern Company Data: Bowen AP-1

	BGWC-31	BGWC-32	BGWC-34D	BGWC-35D	BGWC-36D	BGWC-37D	BGWC-38D	BGWC-39	BGWC-40
10/17/2018					0.00026 (J)				
10/18/2018	<0.001								
10/19/2018			<0.001						
10/22/2018		0.00014 (J)		<0.001					
4/2/2019					0.00022 (J)				
4/4/2019	<0.001		<0.001	<0.001					
4/5/2019		0.00046 (J)							
9/24/2019	<0.001		<0.001						
9/26/2019		0.00017 (J)		<0.001					
9/27/2019					0.00037 (J)				
2/25/2020				<0.001		<0.001			
2/26/2020	<0.001				0.00013 (J)				
2/27/2020		0.00013 (J)	8.9E-05 (J)				0.0027	0.00017 (J)	
2/28/2020									<0.001
3/23/2020	<0.001				0.00011 (J)				
3/24/2020		8.4E-05 (J)	<0.001			<0.001	5.6E-05 (J)	0.00013 (J)	
3/25/2020				6.8E-05 (J)					0.00014 (J)
9/2/2020							0.00042 (J)		
9/25/2020		0.00014 (J)		<0.001		<0.001			
9/28/2020	<0.001		<0.001		0.00019 (J)				
9/29/2020								0.00025 (J)	<0.001
2/19/2021			<0.001						
2/22/2021	<0.001			0.00016 (J)		<0.001		0.00021 (J)	<0.001
2/23/2021		0.00015 (J)							
3/8/2021					0.0002 (J)				
3/9/2021							<0.001		
3/25/2021					0.00019 (J)				
3/26/2021				<0.001		<0.001			
3/29/2021	<0.001						0.00018 (J)		
3/30/2021		0.00016 (J)	<0.001						<0.001
3/31/2021								0.00017 (J)	
8/19/2021							<0.001		
8/20/2021	<0.001			0.00026 (J)		<0.001			
8/23/2021					0.00024 (J)				
8/24/2021			<0.001					0.00027 (J)	<0.001
8/25/2021		<0.001							
2/14/2022					0.00022 (J)		<0.001		
2/15/2022									
2/16/2022	<0.001	<0.001	<0.001					<0.001	<0.001
2/17/2022				<0.001		<0.001			

Time Series

Constituent: Thallium (mg/L) Analysis Run 5/23/2022 9:43 AM

Plant Bowen Client: Southern Company Data: Bowen AP-1

	BGWC-41D
10/17/2018	
10/18/2018	
10/19/2018	
10/22/2018	
4/2/2019	
4/4/2019	
4/5/2019	
9/24/2019	
9/26/2019	
9/27/2019	
2/25/2020	
2/26/2020	
2/27/2020	
2/28/2020	
3/23/2020	
3/24/2020	
3/25/2020	
9/2/2020	<0.001
9/25/2020	
9/28/2020	
9/29/2020	
2/19/2021	
2/22/2021	<0.001
2/23/2021	
3/8/2021	
3/9/2021	
3/25/2021	
3/26/2021	
3/29/2021	
3/30/2021	
3/31/2021	<0.001
8/19/2021	
8/20/2021	
8/23/2021	
8/24/2021	<0.001
8/25/2021	
2/14/2022	
2/15/2022	<0.001
2/16/2022	
2/17/2022	

Time Series

Constituent: Thallium (mg/L) Analysis Run 5/23/2022 9:43 AM

Plant Bowen Client: Southern Company Data: Bowen AP-1

	BGWC-42D	BGWC-43D	BGWC-44D	BGWC-7	BGWC-8	BGWC-9	BGWC-51	BGWC-52	BGWC-49D
6/6/2016						<0.001			
6/7/2016					<0.001				
6/8/2016				<0.001					
8/10/2016					<0.001				
8/11/2016				<0.001		<0.001			
10/4/2016					<0.001				
10/5/2016						<0.001			
10/6/2016				<0.001					
12/2/2016					<0.001				
12/5/2016						<0.001			
12/6/2016				<0.001					
2/14/2017					<0.001				
2/15/2017				<0.001		<0.001			
4/14/2017					<0.001				
4/17/2017						<0.001			
4/18/2017				<0.001					
5/26/2017					<0.001	<0.001			
6/2/2017				<0.001					
7/10/2017					<0.001				
7/11/2017						<0.001			
7/14/2017				<0.001					
3/26/2018					<0.001				
3/27/2018				<0.001		<0.001			
6/12/2018					<0.001	<0.001			
6/13/2018				<0.001					
10/16/2018					<0.001				
10/17/2018						<0.001			
10/18/2018				<0.001					
2/25/2019					<0.001				
2/28/2019				<0.001					
4/1/2019					<0.001	6.5E-05 (J)			
4/2/2019				7E-05 (J)					
9/24/2019				8.7E-05 (J)	<0.001	<0.001			
2/19/2020					<0.001				
2/20/2020						0.00022 (J)			
2/21/2020				9.6E-05 (J)					
3/18/2020					<0.001				
3/19/2020				0.00011 (J)		0.00018 (J)			
9/3/2020	<0.001	0.0024	<0.001						
9/23/2020					<0.001				
9/24/2020						<0.001			
9/25/2020				<0.001					
1/28/2021							0.0002 (J)	0.00045 (J)	
2/16/2021					<0.001				
2/17/2021						<0.001			
2/18/2021			<0.001	<0.001					
2/22/2021	<0.001								
2/23/2021							<0.001	0.00023 (J)	
3/8/2021		0.0015							
3/24/2021					<0.001	<0.001			
3/29/2021		0.0016							
3/30/2021				0.00015 (J)			0.0004 (J)	0.00024 (J)	

Time Series

Constituent: Thallium (mg/L) Analysis Run 5/23/2022 9:43 AM

Plant Bowen Client: Southern Company Data: Bowen AP-1

	BGWC-42D	BGWC-43D	BGWC-44D	BGWC-7	BGWC-8	BGWC-9	BGWC-51	BGWC-52	BGWC-49D
3/31/2021			<0.001						
4/1/2021	<0.001								
4/19/2021									<0.001
8/18/2021			<0.001		<0.001	<0.001			
8/19/2021				0.00023 (J)					
8/20/2021	<0.001								
8/23/2021		0.0028					<0.001	0.00037 (J)	
8/24/2021									<0.001
2/9/2022			<0.001						
2/10/2022					<0.001	<0.001			
2/11/2022				0.0003 (J)					
2/14/2022							<0.001	<0.001	
2/15/2022		0.0034							
2/17/2022	<0.001								<0.001

Time Series

Constituent: Thallium (mg/L) Analysis Run 5/23/2022 9:43 AM

Plant Bowen Client: Southern Company Data: Bowen AP-1

	BGWC-50D
6/6/2016	
6/7/2016	
6/8/2016	
8/10/2016	
8/11/2016	
10/4/2016	
10/5/2016	
10/6/2016	
12/2/2016	
12/5/2016	
12/6/2016	
2/14/2017	
2/15/2017	
4/14/2017	
4/17/2017	
4/18/2017	
5/26/2017	
6/2/2017	
7/10/2017	
7/11/2017	
7/14/2017	
3/26/2018	
3/27/2018	
6/12/2018	
6/13/2018	
10/16/2018	
10/17/2018	
10/18/2018	
2/25/2019	
2/28/2019	
4/1/2019	
4/2/2019	
9/24/2019	
2/19/2020	
2/20/2020	
2/21/2020	
3/18/2020	
3/19/2020	
9/3/2020	
9/23/2020	
9/24/2020	
9/25/2020	
1/28/2021	
2/16/2021	
2/17/2021	
2/18/2021	
2/22/2021	
2/23/2021	
3/8/2021	
3/24/2021	
3/29/2021	
3/30/2021	

Time Series

Constituent: Thallium (mg/L) Analysis Run 5/23/2022 9:43 AM

Plant Bowen Client: Southern Company Data: Bowen AP-1

	BGWC-50D
3/31/2021	
4/1/2021	
4/19/2021	<0.001
8/18/2021	<0.001
8/19/2021	
8/20/2021	
8/23/2021	
8/24/2021	
2/9/2022	<0.001
2/10/2022	
2/11/2022	
2/14/2022	
2/15/2022	
2/17/2022	

Time Series

Constituent: Total Dissolved Solids (mg/L) Analysis Run 5/23/2022 9:43 AM

Plant Bowen Client: Southern Company Data: Bowen AP-1

	BGWA-2 (bg)	BGWA-29 (bg)	BGWA-33 (bg)	BGWA-47D (bg)	BGWA-48D (bg)	BGWA-6	BGWC-10	BGWC-12	BGWC-14A
6/6/2016	170					220			
6/7/2016							300	510	
8/9/2016	183								
8/10/2016						299			
8/11/2016									
8/12/2016								476	
8/16/2016							286		
8/22/2016		121							
10/3/2016	201								
10/4/2016		95				245			
10/6/2016								524	
10/7/2016							513		
11/29/2016	109								
12/1/2016		121				269			
12/5/2016								489	
12/6/2016							421		
1/10/2017		115							
2/13/2017	214								
2/14/2017		345 (o)				405			
2/15/2017								562	
2/16/2017							433		
4/13/2017	211					349			
4/14/2017		119							
4/18/2017							349	955	
5/25/2017	173	109				283			
5/30/2017									
6/2/2017							313	602	
7/7/2017	165					265			
7/10/2017		140							
7/12/2017							255		
7/13/2017								617	
7/14/2017									
10/9/2017	150					253			
10/10/2017		93						534	
10/11/2017							343		
6/12/2018	187	139							
6/14/2018							362	684	
10/16/2018	192	138				311			
10/17/2018								739	
10/18/2018							355		
4/1/2019	226	114						191	
4/2/2019						295	355		
4/3/2019			235						
9/23/2019	186	122				296			
9/25/2019							388	690	
9/26/2019									
9/27/2019			275						
2/18/2020						318			
2/19/2020		113							
2/21/2020			229						
3/18/2020	191	108							
3/19/2020						300		662	

Time Series

Constituent: Total Dissolved Solids (mg/L) Analysis Run 5/23/2022 9:43 AM

Plant Bowen Client: Southern Company Data: Bowen AP-1

	BGWA-2 (bg)	BGWA-29 (bg)	BGWA-33 (bg)	BGWA-47D (bg)	BGWA-48D (bg)	BGWA-6	BGWC-10	BGWC-12	BGWC-14A
3/20/2020			229						
3/23/2020							355		
5/22/2020				357					454
5/25/2020					249				
6/23/2020				383	280				423
7/28/2020				410	264				768
9/2/2020				389					814
9/3/2020					303				
9/23/2020	237	114				296			
9/24/2020							356		
9/25/2020			233					740	
10/1/2020				384	301				824
11/10/2020				405	305				800
12/15/2020				385	289				876
1/20/2021				377	285				786
3/23/2021		108							
3/24/2021								752	445
3/25/2021				415	331				
3/26/2021	204								
3/30/2021							321		
3/31/2021						299			
4/1/2021			183						
8/16/2021	217	101		399	269	298			
8/18/2021							366	798	850
8/25/2021			208						
2/9/2022	229			403	290	304			468
2/10/2022		96							
2/11/2022							360	816	
2/16/2022			208						

Time Series

Constituent: Total Dissolved Solids (mg/L) Analysis Run 5/23/2022 9:43 AM

Plant Bowen Client: Southern Company Data: Bowen AP-1

	BGWC-16
6/6/2016	
6/7/2016	580
8/9/2016	
8/10/2016	
8/11/2016	548
8/12/2016	
8/16/2016	
8/22/2016	
10/3/2016	
10/4/2016	
10/6/2016	
10/7/2016	617
11/29/2016	
12/1/2016	
12/5/2016	
12/6/2016	730
1/10/2017	
2/13/2017	
2/14/2017	
2/15/2017	
2/16/2017	685
4/13/2017	
4/14/2017	
4/18/2017	621
5/25/2017	
5/30/2017	601
6/2/2017	
7/7/2017	
7/10/2017	
7/12/2017	
7/13/2017	
7/14/2017	569
10/9/2017	
10/10/2017	
10/11/2017	588
6/12/2018	593
6/14/2018	
10/16/2018	
10/17/2018	
10/18/2018	578
4/1/2019	
4/2/2019	604
4/3/2019	
9/23/2019	
9/25/2019	
9/26/2019	688
9/27/2019	
2/18/2020	
2/19/2020	
2/21/2020	
3/18/2020	
3/19/2020	631

Time Series

Constituent: Total Dissolved Solids (mg/L) Analysis Run 5/23/2022 9:43 AM

Plant Bowen Client: Southern Company Data: Bowen AP-1

	BGWC-16
3/20/2020	
3/23/2020	
5/22/2020	
5/25/2020	
6/23/2020	
7/28/2020	
9/2/2020	
9/3/2020	
9/23/2020	
9/24/2020	732
9/25/2020	
10/1/2020	
11/10/2020	
12/15/2020	
1/20/2021	
3/23/2021	
3/24/2021	610
3/25/2021	
3/26/2021	
3/30/2021	
3/31/2021	
4/1/2021	
8/16/2021	
8/18/2021	658
8/25/2021	
2/9/2022	
2/10/2022	
2/11/2022	782
2/16/2022	

Time Series

Constituent: Total Dissolved Solids (mg/L) Analysis Run 5/23/2022 9:43 AM

Plant Bowen Client: Southern Company Data: Bowen AP-1

	BGWC-17	BGWC-18	BGWC-19	BGWC-20	BGWC-21	BGWC-22	BGWC-23	BGWC-24	BGWC-25
6/7/2016	360								
6/8/2016		390	340	1000	260	2000			170
6/9/2016							1900	5200	
8/11/2016	340								
8/12/2016		310	326	1100					
8/15/2016									161
8/18/2016					239	1960	1600	4200	
10/7/2016	533	823	621						
10/10/2016				1110	239	2130	1640	3850	196
12/6/2016	413	560							
12/7/2016			269	1100			1770	2720	
12/8/2016					255	2200			209
1/23/2017									
2/7/2017									
2/16/2017	434	364	488						
2/17/2017				1160	236	2200			
2/20/2017							1720	4200	251
3/27/2017									
4/17/2017									
4/19/2017	415	337	396	1180	247		1800	4680	
4/20/2017						2330			324
5/22/2017									
5/30/2017	391								
6/1/2017		215	266	1130	185				177
6/5/2017						2530	2050	5660	
7/11/2017									
7/14/2017	391	281	325						
7/17/2017							1810	5080	238
7/18/2017				1160	219				
7/19/2017						2650			
8/23/2017									
10/10/2017									
10/11/2017	403	334	287	1050			1780	4920	199
10/12/2017					245	2500			
6/13/2018				1060			2020	4180	
6/14/2018	395	290			231	2380			225
6/15/2018			280						
10/17/2018	446								
10/18/2018		325							
10/19/2018			321		236				
10/22/2018				1150		2490	1880	4300	218
4/2/2019	321	258							
4/3/2019			259	1090	244	2180	1990	13 (J)	
4/4/2019									196
9/26/2019	550	470	428	1210					
9/27/2019						3260	2540		
9/30/2019					256			4430	220
2/25/2020						1930			
2/26/2020									
3/19/2020	324								
3/20/2020		255	243		253	2200			
3/23/2020				1220			2800		

Time Series

Constituent: Total Dissolved Solids (mg/L) Analysis Run 5/23/2022 9:43 AM

Plant Bowen Client: Southern Company Data: Bowen AP-1

	BGWC-17	BGWC-18	BGWC-19	BGWC-20	BGWC-21	BGWC-22	BGWC-23	BGWC-24	BGWC-25
3/24/2020									213
3/25/2020								4140	
9/24/2020	481	310			243	3490	3160		
9/25/2020								5020	
9/28/2020			243	1060					223
3/24/2021	374	240							
3/25/2021									
3/26/2021			205				2690	3070	215
3/29/2021				1100	198	2430			
8/19/2021	384	252							235
8/20/2021			204	1300	213				
8/23/2021						3660	3140	4300	
2/11/2022	392								
2/14/2022							3350		
2/15/2022						3340		3890	
2/16/2022		253	288	1180	235				235

Time Series

Constituent: Total Dissolved Solids (mg/L) Analysis Run 5/23/2022 9:43 AM

Plant Bowen Client: Southern Company Data: Bowen AP-1

	BGWC-30
6/7/2016	
6/8/2016	
6/9/2016	
8/11/2016	
8/12/2016	
8/15/2016	
8/18/2016	
10/7/2016	
10/10/2016	
12/6/2016	
12/7/2016	
12/8/2016	
1/23/2017	2060
2/7/2017	1860
2/16/2017	
2/17/2017	
2/20/2017	
3/27/2017	2440
4/17/2017	2180
4/19/2017	
4/20/2017	
5/22/2017	2470
5/30/2017	
6/1/2017	
6/5/2017	2780
7/11/2017	2580
7/14/2017	
7/17/2017	
7/18/2017	
7/19/2017	
8/23/2017	2400
10/10/2017	1990
10/11/2017	
10/12/2017	
6/13/2018	
6/14/2018	
6/15/2018	1190
10/17/2018	
10/18/2018	
10/19/2018	
10/22/2018	1070
4/2/2019	773
4/3/2019	
4/4/2019	
9/26/2019	
9/27/2019	629
9/30/2019	
2/25/2020	
2/26/2020	523
3/19/2020	
3/20/2020	
3/23/2020	613

Time Series

Constituent: Total Dissolved Solids (mg/L) Analysis Run 5/23/2022 9:43 AM

Plant Bowen Client: Southern Company Data: Bowen AP-1

	BGWC-30
3/24/2020	
3/25/2020	
9/24/2020	
9/25/2020	482
9/28/2020	
3/24/2021	
3/25/2021	358
3/26/2021	
3/29/2021	
8/19/2021	682
8/20/2021	
8/23/2021	
2/11/2022	
2/14/2022	618
2/15/2022	
2/16/2022	

Time Series

Constituent: Total Dissolved Solids (mg/L) Analysis Run 5/23/2022 9:43 AM

Plant Bowen Client: Southern Company Data: Bowen AP-1

	BGWC-31	BGWC-32	BGWC-34D	BGWC-35D	BGWC-36D	BGWC-37D	BGWC-38D	BGWC-39	BGWC-40
10/17/2018					1200				
10/18/2018	501								
10/19/2018			450						
10/22/2018		1140		1810					
4/2/2019					976				
4/4/2019	350		419	1930					
4/5/2019		1160							
9/24/2019	419		442						
9/26/2019		1410		2240					
9/27/2019					1030				
11/15/2019		1540							
12/13/2019								2550	
12/16/2019									753
2/25/2020				1820		840			
2/26/2020					650				
2/27/2020							1230		
3/23/2020	395				714				
3/24/2020		995	451			628	1610	787	
3/25/2020				1240					783
5/4/2020									
9/2/2020							982		
9/25/2020		1690		880		594			
9/28/2020	405		466		938				
9/29/2020								2520	908
3/25/2021					902				
3/26/2021				2220		496			
3/29/2021	352						702		
3/30/2021		1030	346						582
3/31/2021								1060	
8/19/2021							808		
8/20/2021	419			2040		530			
8/23/2021					1140				
8/24/2021			504					2420	604
8/25/2021		1340							
2/14/2022					848		926		
2/15/2022									
2/16/2022	428	1320	474					1760	776
2/17/2022				2850		570			

Time Series

Constituent: Total Dissolved Solids (mg/L) Analysis Run 5/23/2022 9:43 AM

Plant Bowen Client: Southern Company Data: Bowen AP-1

	BGWC-41D
10/17/2018	
10/18/2018	
10/19/2018	
10/22/2018	
4/2/2019	
4/4/2019	
4/5/2019	
9/24/2019	
9/26/2019	
9/27/2019	
11/15/2019	
12/13/2019	
12/16/2019	
2/25/2020	
2/26/2020	
2/27/2020	
3/23/2020	
3/24/2020	
3/25/2020	
5/4/2020	904
9/2/2020	829
9/25/2020	
9/28/2020	
9/29/2020	
3/25/2021	
3/26/2021	
3/29/2021	
3/30/2021	
3/31/2021	1010
8/19/2021	
8/20/2021	
8/23/2021	
8/24/2021	1160
8/25/2021	
2/14/2022	
2/15/2022	1140
2/16/2022	
2/17/2022	

Time Series

Constituent: Total Dissolved Solids (mg/L) Analysis Run 5/23/2022 9:43 AM

Plant Bowen Client: Southern Company Data: Bowen AP-1

	BGWC-42D	BGWC-43D	BGWC-44D	BGWC-7	BGWC-8	BGWC-9	BGWC-51	BGWC-52	BGWC-49D
6/6/2016						320			
6/7/2016					200				
6/8/2016				800					
8/10/2016					228				
8/11/2016				852		361			
10/4/2016					186				
10/5/2016						376			
10/6/2016				906					
12/2/2016					183				
12/5/2016						426			
12/6/2016				976					
2/14/2017					367				
2/15/2017				968		452			
4/14/2017					184				
4/17/2017						388			
4/18/2017				944					
5/26/2017					179	423			
6/2/2017				910					
7/10/2017					211				
7/11/2017						387			
7/14/2017				887					
10/10/2017					178	376			
10/11/2017				887					
6/12/2018					217	348			
6/13/2018				873					
10/16/2018					247				
10/17/2018						377			
10/18/2018				876					
4/1/2019					191	326			
4/2/2019				728					
9/24/2019				733	193	325			
3/18/2020					193				
3/19/2020				733		306			
5/4/2020		1680	298						
5/11/2020	470								
5/20/2020	799	1960							
9/3/2020	611	1980	312						
9/23/2020					187				
9/24/2020						322			
9/25/2020				726					
1/28/2021							2950	1460	
3/24/2021					198	294			
3/29/2021		700							
3/30/2021				570			1980	1170	
3/31/2021			308						
4/1/2021	502								
4/19/2021									970
8/18/2021			307		220	307			
8/19/2021				666					
8/20/2021	628								
8/23/2021		2890					3370	1960	
8/24/2021									1530

Time Series

Constituent: Total Dissolved Solids (mg/L) Analysis Run 5/23/2022 9:43 AM

Plant Bowen Client: Southern Company Data: Bowen AP-1

	BGWC-42D	BGWC-43D	BGWC-44D	BGWC-7	BGWC-8	BGWC-9	BGWC-51	BGWC-52	BGWC-49D
2/9/2022			347						
2/10/2022					259	304			
2/11/2022				618					
2/14/2022							632	321	
2/15/2022		1620							
2/17/2022	658								1620

Time Series

Constituent: Total Dissolved Solids (mg/L) Analysis Run 5/23/2022 9:43 AM

Plant Bowen Client: Southern Company Data: Bowen AP-1

	BGWC-50D
6/6/2016	
6/7/2016	
6/8/2016	
8/10/2016	
8/11/2016	
10/4/2016	
10/5/2016	
10/6/2016	
12/2/2016	
12/5/2016	
12/6/2016	
2/14/2017	
2/15/2017	
4/14/2017	
4/17/2017	
4/18/2017	
5/26/2017	
6/2/2017	
7/10/2017	
7/11/2017	
7/14/2017	
10/10/2017	
10/11/2017	
6/12/2018	
6/13/2018	
10/16/2018	
10/17/2018	
10/18/2018	
4/1/2019	
4/2/2019	
9/24/2019	
3/18/2020	
3/19/2020	
5/4/2020	
5/11/2020	
5/20/2020	
9/3/2020	
9/23/2020	
9/24/2020	
9/25/2020	
1/28/2021	
3/24/2021	
3/29/2021	
3/30/2021	
3/31/2021	
4/1/2021	
4/19/2021	270
8/18/2021	264
8/19/2021	
8/20/2021	
8/23/2021	
8/24/2021	

Time Series

Constituent: Total Dissolved Solids (mg/L) Analysis Run 5/23/2022 9:43 AM

Plant Bowen Client: Southern Company Data: Bowen AP-1

	BGWC-50D
2/9/2022	377
2/10/2022	
2/11/2022	
2/14/2022	
2/15/2022	
2/17/2022	

FIGURE B.

Sanitas™ v.9.6.33 Groundwater Stats Consulting. UG

Box & Whiskers Plot

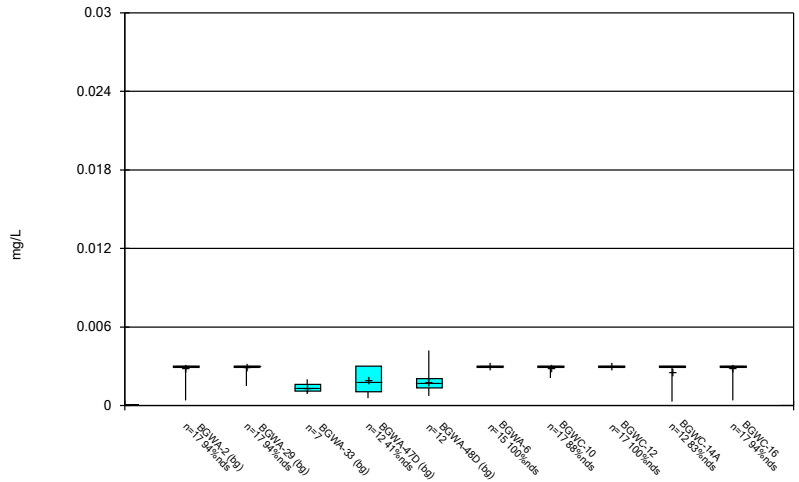

Constituent: Antimony Analysis Run 5/23/2022 9:43 AM

Plant Bowen Client: Southern Company Data: Bowen AP-1

Sanitas™ v.9.6.33 Groundwater Stats Consulting. UG

Box & Whiskers Plot

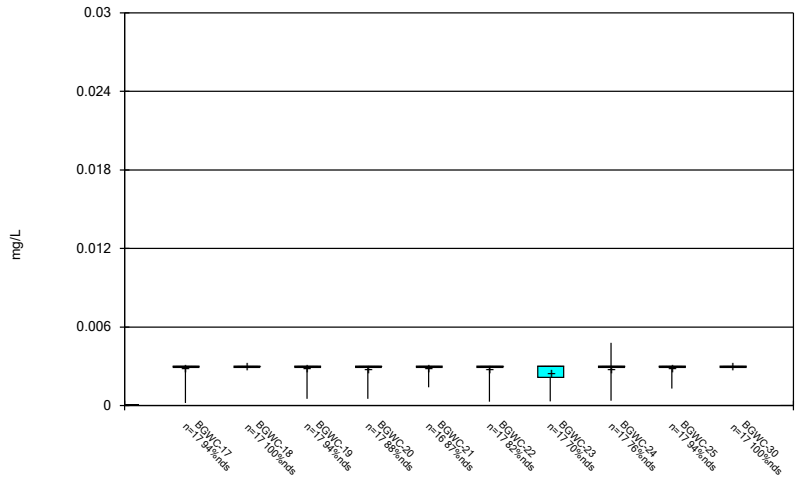

Constituent: Antimony Analysis Run 5/23/2022 9:43 AM

Plant Bowen Client: Southern Company Data: Bowen AP-1

Sanitas™ v.9.6.33 Groundwater Stats Consulting. UG

Box & Whiskers Plot

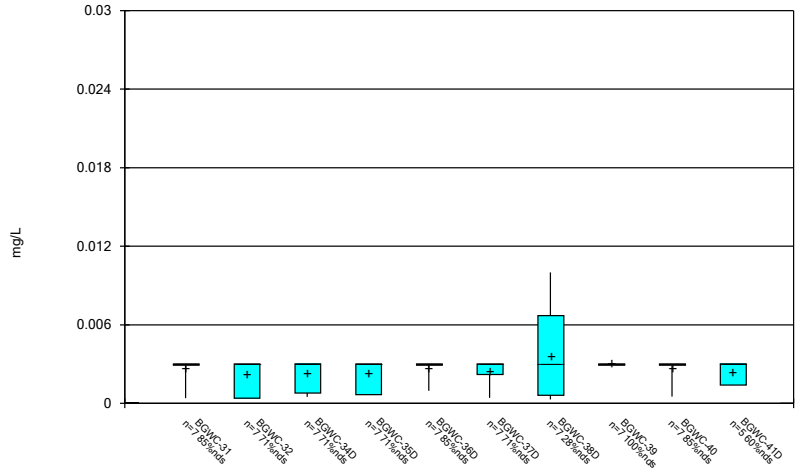

Constituent: Antimony Analysis Run 5/23/2022 9:43 AM

Plant Bowen Client: Southern Company Data: Bowen AP-1

Sanitas™ v.9.6.33 Groundwater Stats Consulting. UG

Box & Whiskers Plot

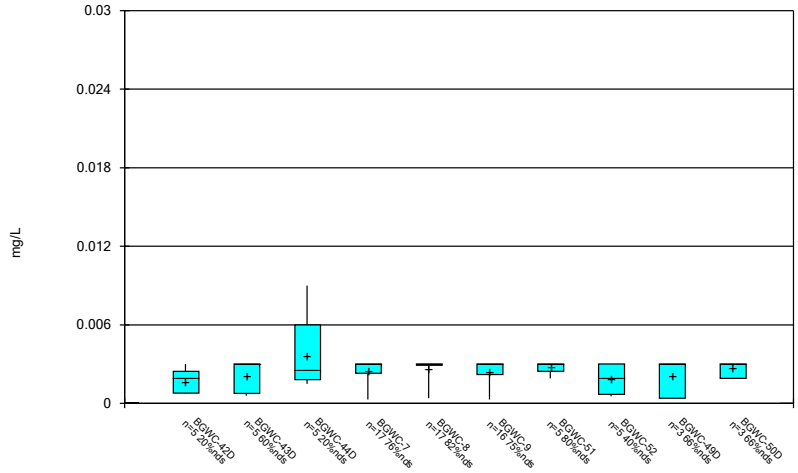

Constituent: Antimony Analysis Run 5/23/2022 9:43 AM

Plant Bowen Client: Southern Company Data: Bowen AP-1

Sanitas™ v.9.6.33 Groundwater Stats Consulting. UG

Box & Whiskers Plot

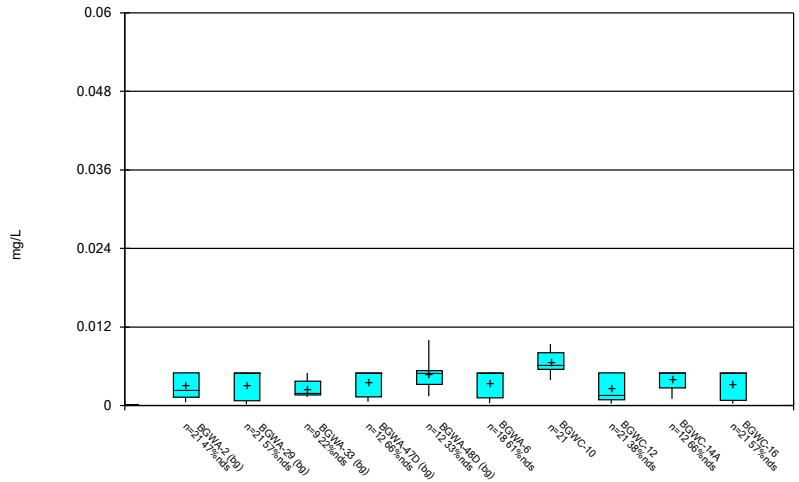

Constituent: Arsenic Analysis Run 5/23/2022 9:43 AM

Plant Bowen Client: Southern Company Data: Bowen AP-1

Sanitas™ v.9.6.33 Groundwater Stats Consulting. UG

Box & Whiskers Plot

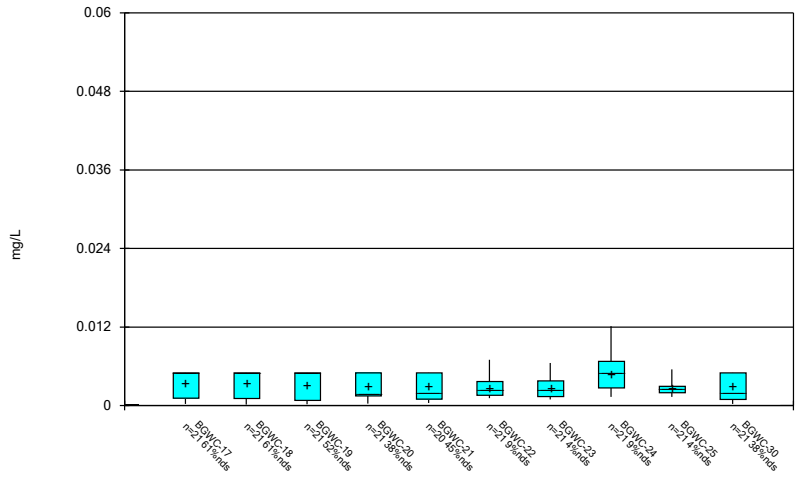

Constituent: Arsenic Analysis Run 5/23/2022 9:43 AM

Plant Bowen Client: Southern Company Data: Bowen AP-1

Sanitas™ v.9.6.33 Groundwater Stats Consulting. UG

Box & Whiskers Plot

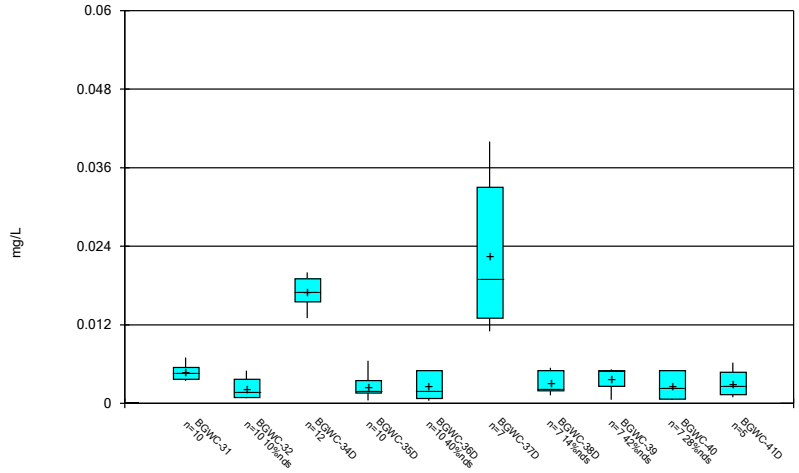

Constituent: Arsenic Analysis Run 5/23/2022 9:43 AM

Plant Bowen Client: Southern Company Data: Bowen AP-1

Sanitas™ v.9.6.33 Groundwater Stats Consulting. UG

Box & Whiskers Plot

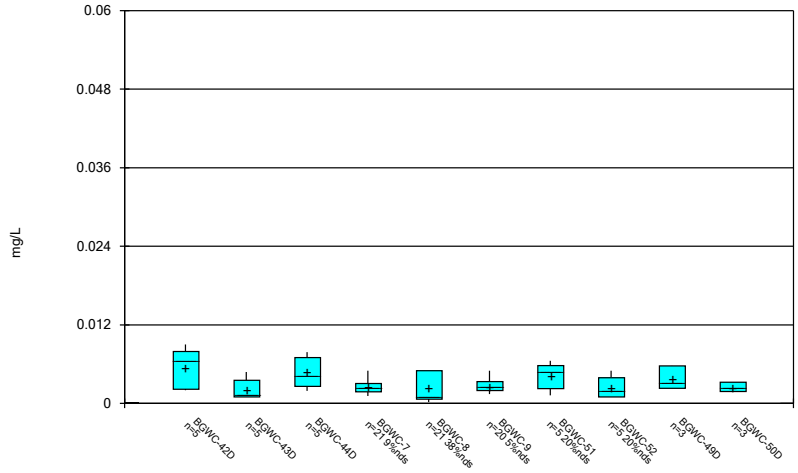

Constituent: Arsenic Analysis Run 5/23/2022 9:44 AM

Plant Bowen Client: Southern Company Data: Bowen AP-1

Sanitas™ v.9.6.33 Groundwater Stats Consulting. UG

Box & Whiskers Plot

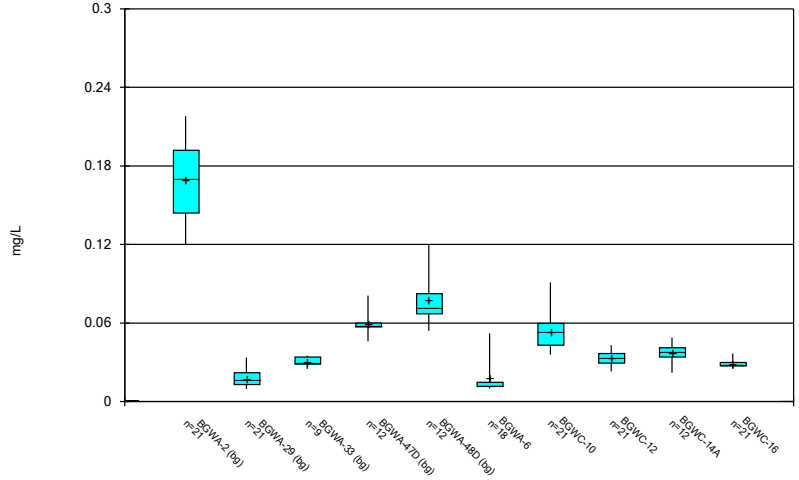

Constituent: Barium Analysis Run 5/23/2022 9:44 AM

Plant Bowen Client: Southern Company Data: Bowen AP-1

Sanitas™ v.9.6.33 Groundwater Stats Consulting. UG

Box & Whiskers Plot

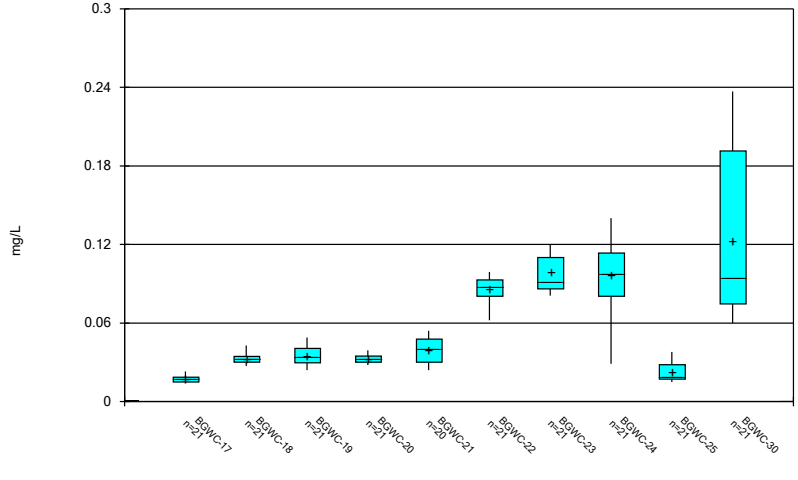

Constituent: Barium Analysis Run 5/23/2022 9:44 AM

Plant Bowen Client: Southern Company Data: Bowen AP-1

Sanitas™ v.9.6.33 Groundwater Stats Consulting. UG

Box & Whiskers Plot

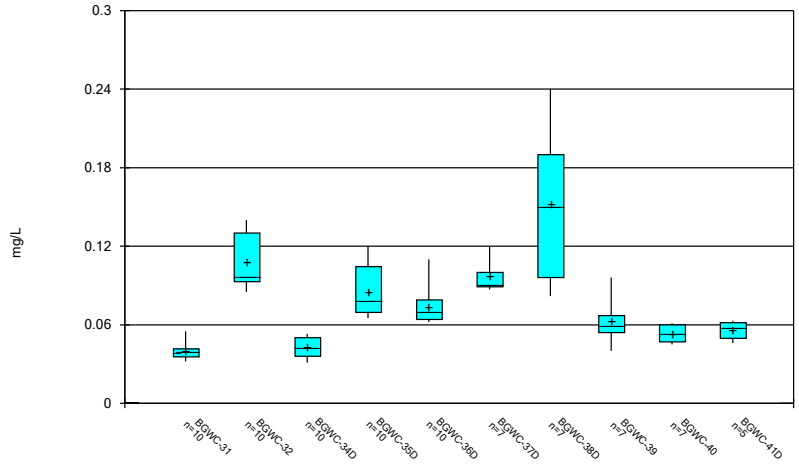

Constituent: Barium Analysis Run 5/23/2022 9:44 AM

Plant Bowen Client: Southern Company Data: Bowen AP-1

Sanitas™ v.9.6.33 Groundwater Stats Consulting. UG

Box & Whiskers Plot

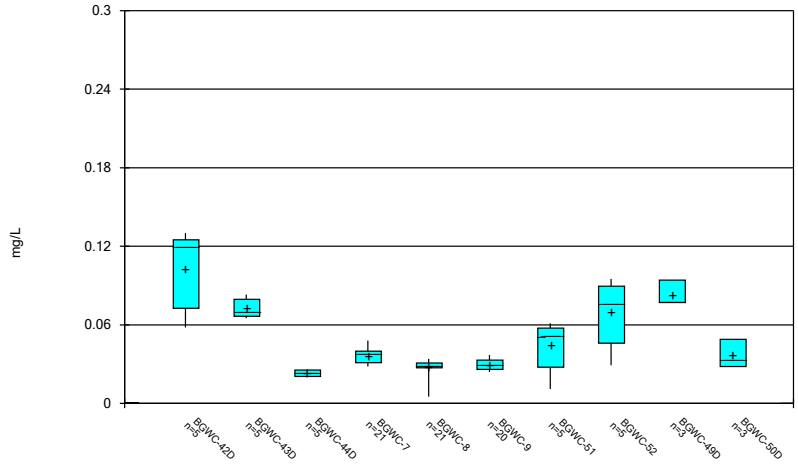

Constituent: Barium Analysis Run 5/23/2022 9:44 AM

Plant Bowen Client: Southern Company Data: Bowen AP-1

Sanitas™ v.9.6.33 Groundwater Stats Consulting. UG

Box & Whiskers Plot

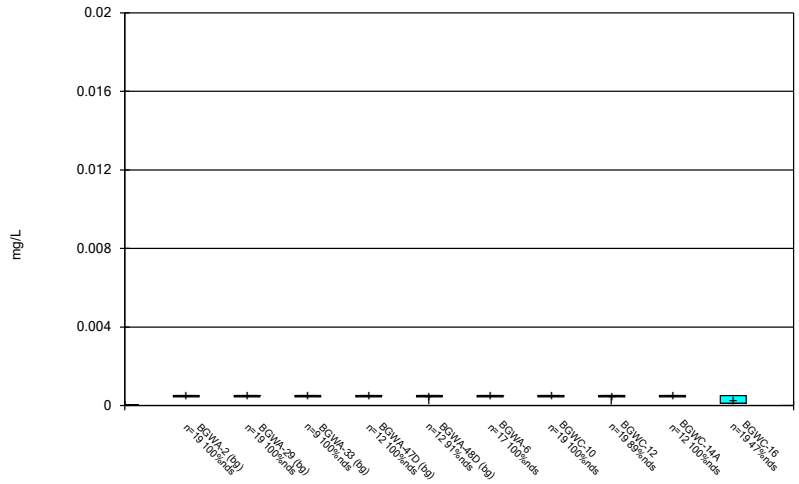

Constituent: Beryllium Analysis Run 5/23/2022 9:44 AM

Plant Bowen Client: Southern Company Data: Bowen AP-1

Sanitas™ v.9.6.33 Groundwater Stats Consulting. UG

Box & Whiskers Plot

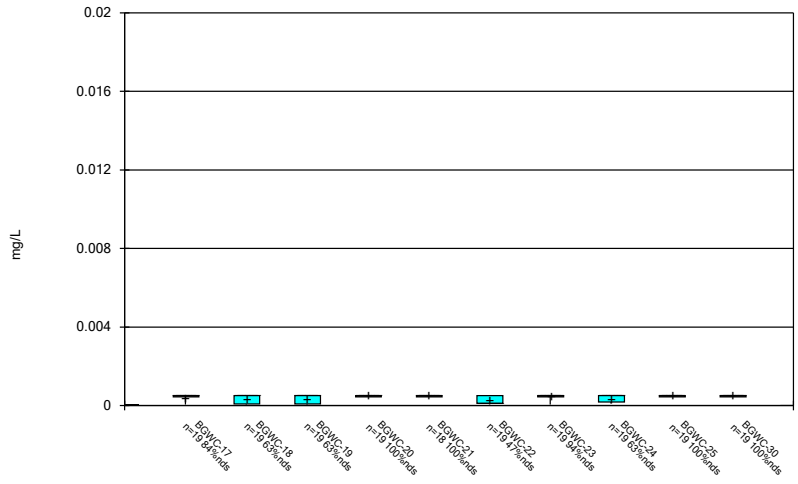

Constituent: Beryllium Analysis Run 5/23/2022 9:44 AM

Plant Bowen Client: Southern Company Data: Bowen AP-1

Sanitas™ v.9.6.33 Groundwater Stats Consulting. UG

Box & Whiskers Plot

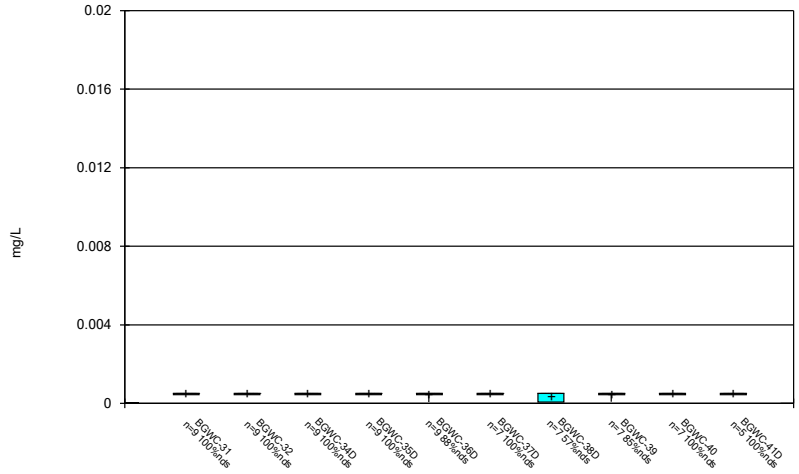

Constituent: Beryllium Analysis Run 5/23/2022 9:44 AM

Plant Bowen Client: Southern Company Data: Bowen AP-1

Sanitas™ v.9.6.33 Groundwater Stats Consulting. UG

Box & Whiskers Plot

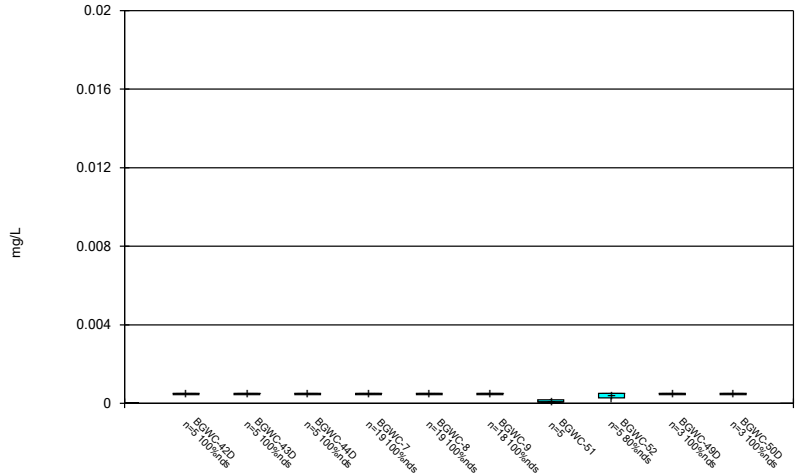

Constituent: Beryllium Analysis Run 5/23/2022 9:44 AM

Plant Bowen Client: Southern Company Data: Bowen AP-1

Sanitas™ v.9.6.33 Groundwater Stats Consulting. UG

Box & Whiskers Plot

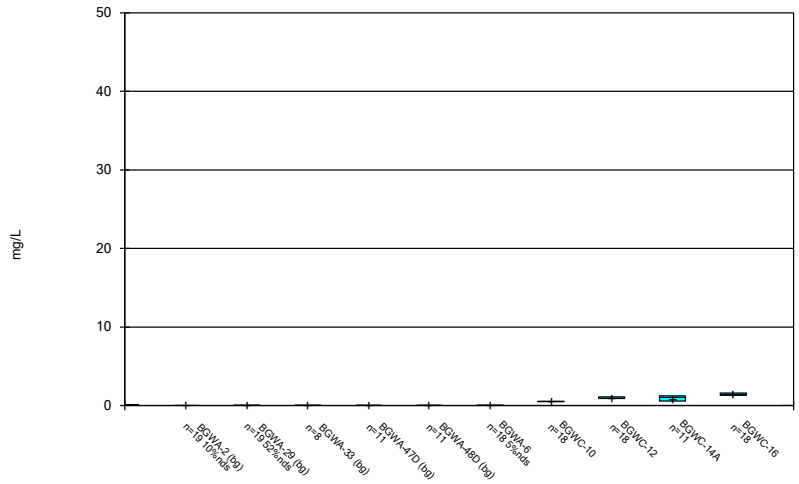

Constituent: Boron Analysis Run 5/23/2022 9:44 AM

Plant Bowen Client: Southern Company Data: Bowen AP-1

Sanitas™ v.9.6.33 Groundwater Stats Consulting. UG

Box & Whiskers Plot

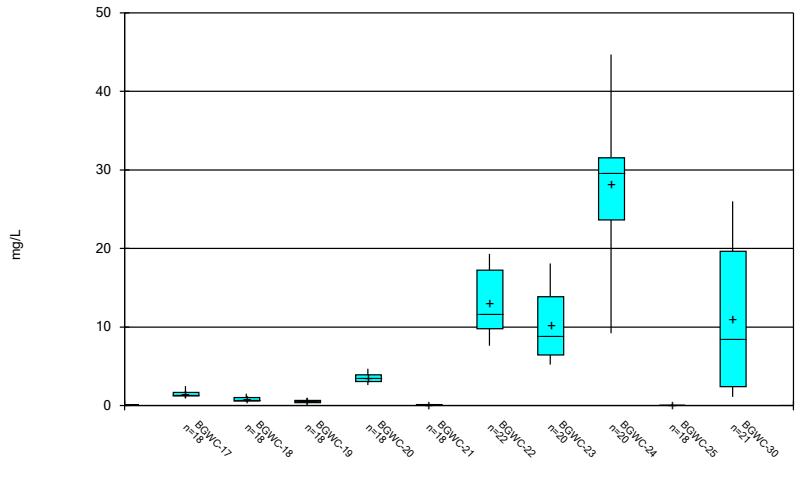

Constituent: Boron Analysis Run 5/23/2022 9:44 AM

Plant Bowen Client: Southern Company Data: Bowen AP-1

Sanitas™ v.9.6.33 Groundwater Stats Consulting. UG

Box & Whiskers Plot

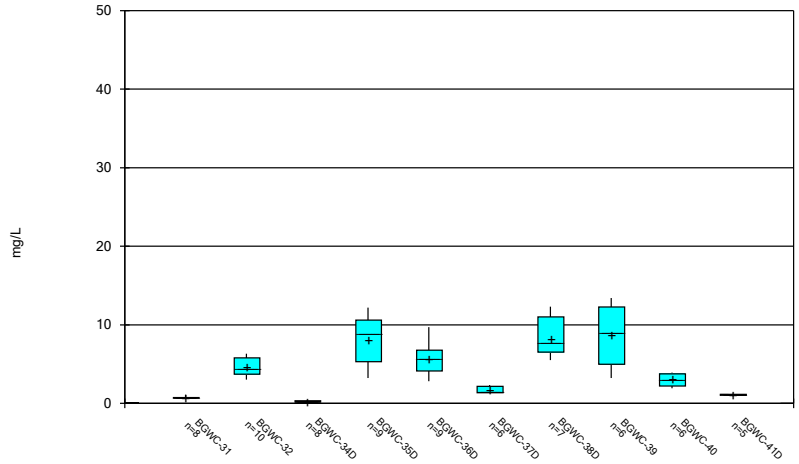

Constituent: Boron Analysis Run 5/23/2022 9:44 AM

Plant Bowen Client: Southern Company Data: Bowen AP-1

Sanitas™ v.9.6.33 Groundwater Stats Consulting. UG

Box & Whiskers Plot

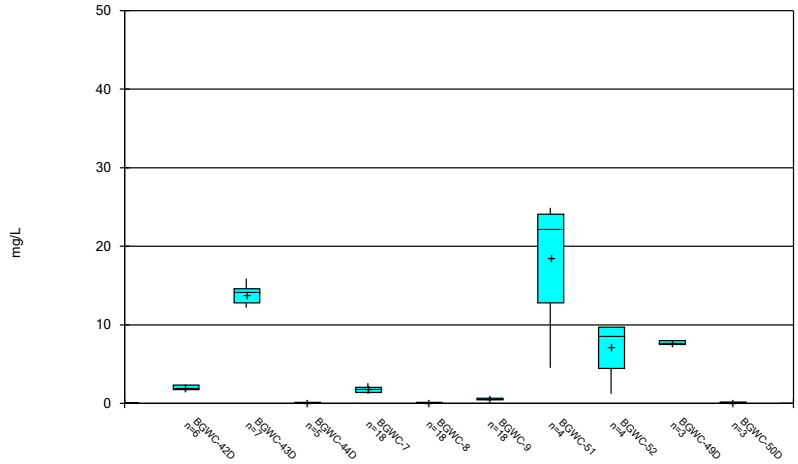

Constituent: Boron Analysis Run 5/23/2022 9:44 AM

Plant Bowen Client: Southern Company Data: Bowen AP-1

Sanitas™ v.9.6.33 Groundwater Stats Consulting. UG

Box & Whiskers Plot

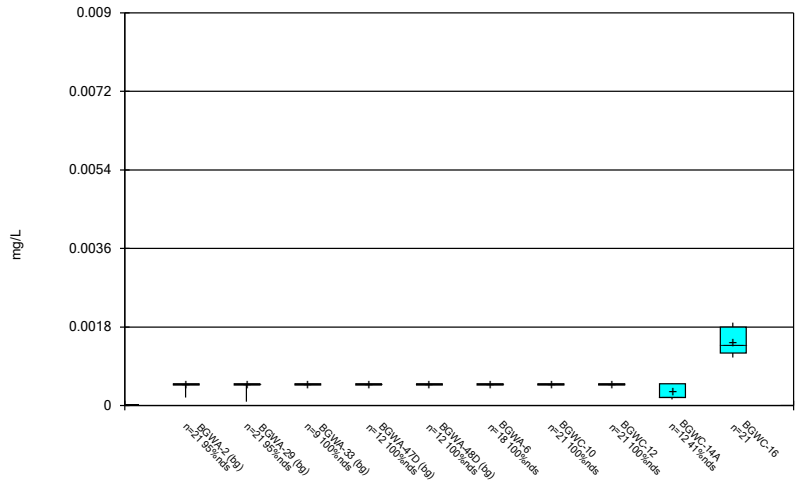

Constituent: Cadmium Analysis Run 5/23/2022 9:44 AM

Plant Bowen Client: Southern Company Data: Bowen AP-1

Sanitas™ v.9.6.33 Groundwater Stats Consulting. UG

Box & Whiskers Plot

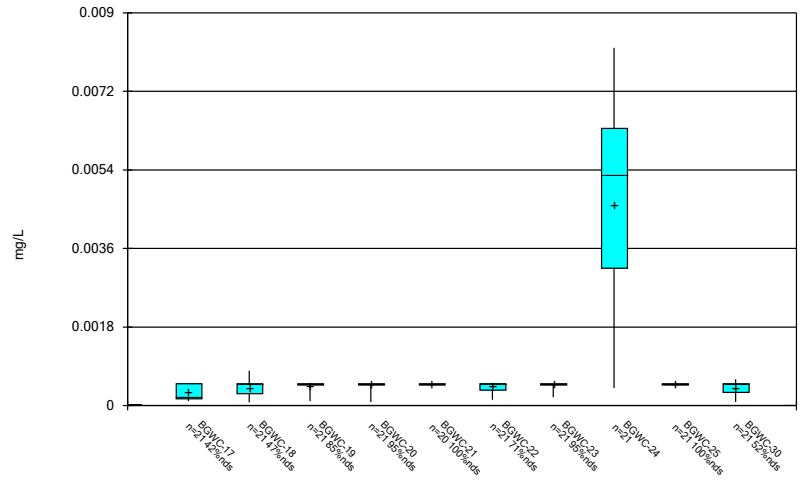

Constituent: Cadmium Analysis Run 5/23/2022 9:44 AM

Plant Bowen Client: Southern Company Data: Bowen AP-1

Sanitas™ v.9.6.33 Groundwater Stats Consulting. UG

Box & Whiskers Plot

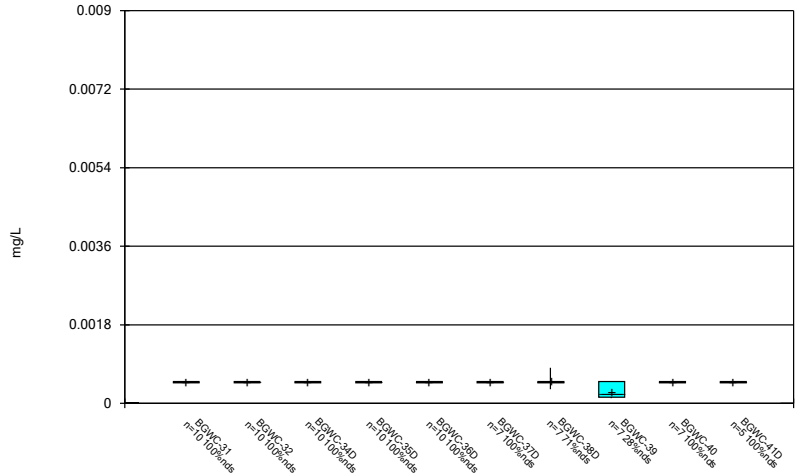

Constituent: Cadmium Analysis Run 5/23/2022 9:44 AM

Plant Bowen Client: Southern Company Data: Bowen AP-1

Sanitas™ v.9.6.33 Groundwater Stats Consulting. UG

Box & Whiskers Plot

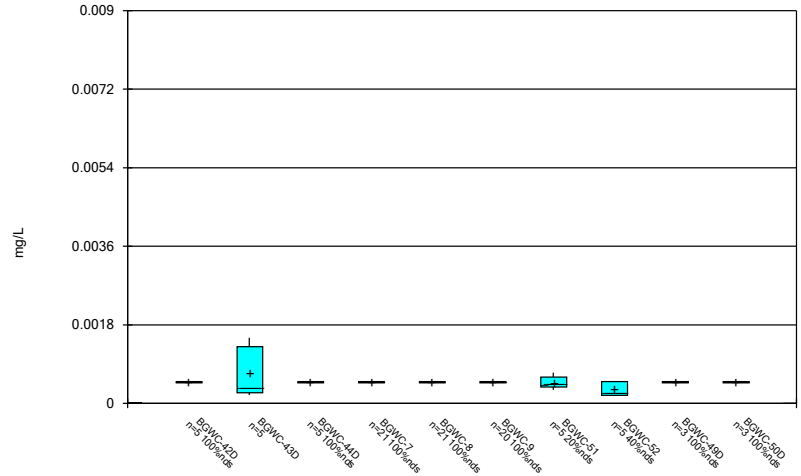

Constituent: Cadmium Analysis Run 5/23/2022 9:44 AM

Plant Bowen Client: Southern Company Data: Bowen AP-1

Sanitas™ v.9.6.33 Groundwater Stats Consulting. UG

Box & Whiskers Plot

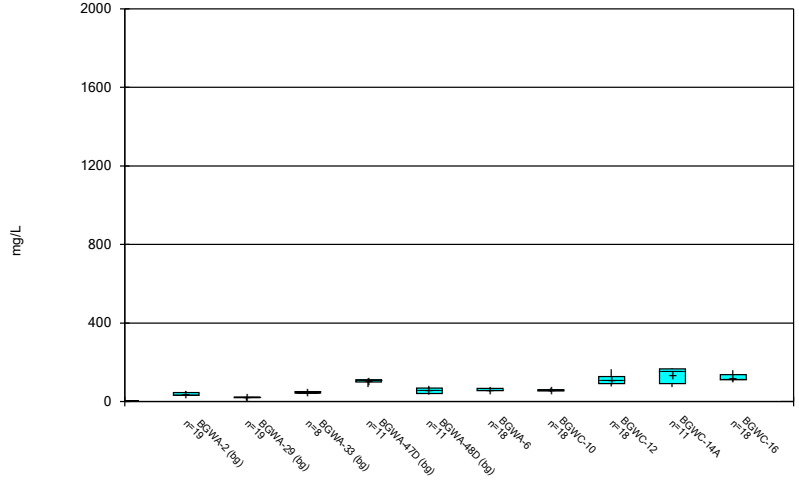

Constituent: Calcium Analysis Run 5/23/2022 9:44 AM

Plant Bowen Client: Southern Company Data: Bowen AP-1

Sanitas™ v.9.6.33 Groundwater Stats Consulting. UG

Box & Whiskers Plot

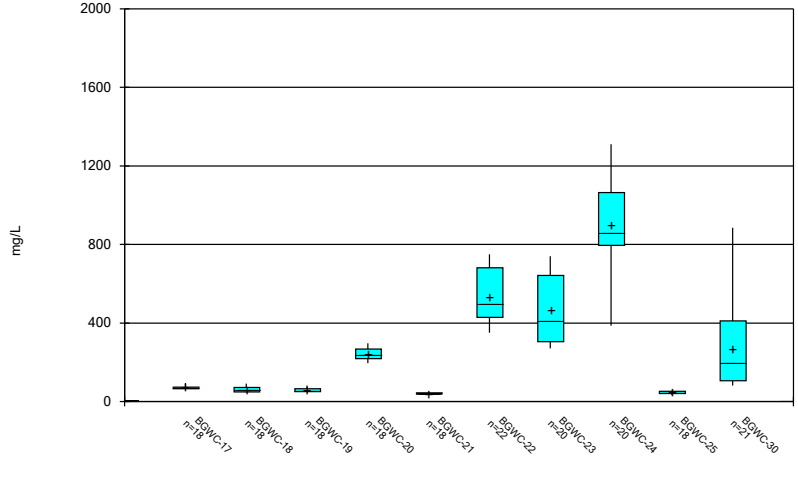

Constituent: Calcium Analysis Run 5/23/2022 9:44 AM

Plant Bowen Client: Southern Company Data: Bowen AP-1

Sanitas™ v.9.6.33 Groundwater Stats Consulting. UG

Box & Whiskers Plot

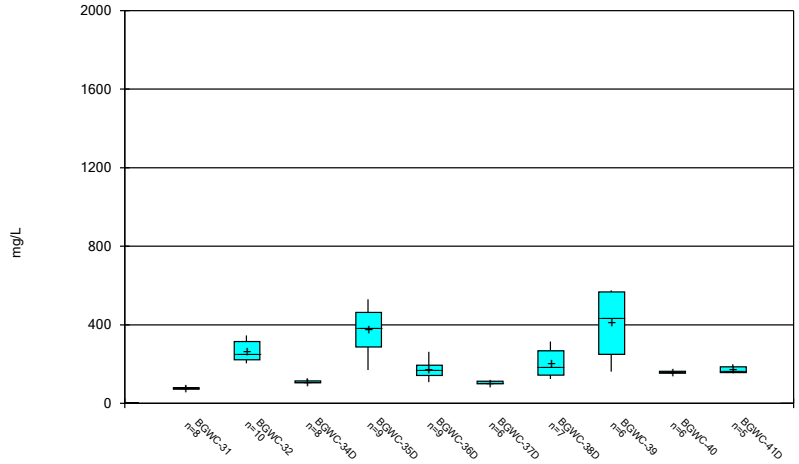

Constituent: Calcium Analysis Run 5/23/2022 9:44 AM

Plant Bowen Client: Southern Company Data: Bowen AP-1

Sanitas™ v.9.6.33 Groundwater Stats Consulting. UG

Box & Whiskers Plot

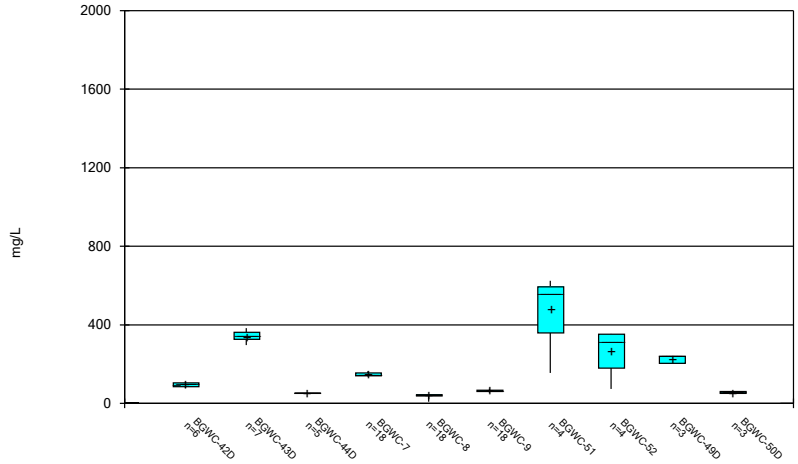

Constituent: Calcium Analysis Run 5/23/2022 9:44 AM

Plant Bowen Client: Southern Company Data: Bowen AP-1

Sanitas™ v.9.6.33 Groundwater Stats Consulting. UG

Box & Whiskers Plot

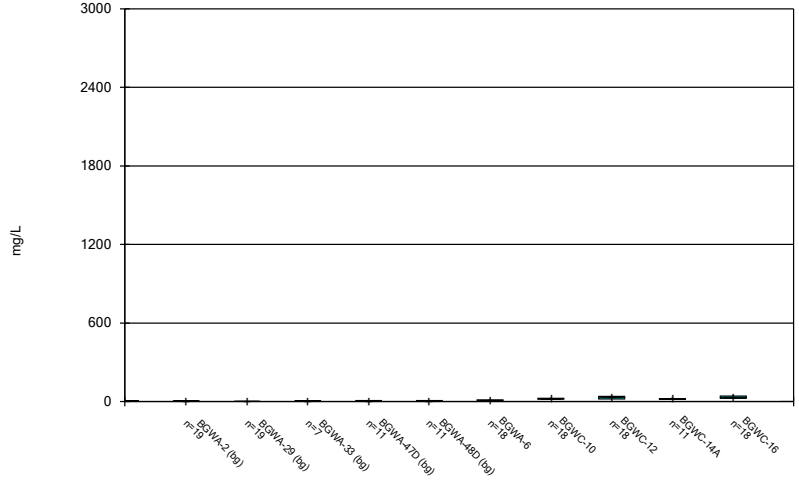

Constituent: Chloride Analysis Run 5/23/2022 9:44 AM

Plant Bowen Client: Southern Company Data: Bowen AP-1

Sanitas™ v.9.6.33 Groundwater Stats Consulting. UG

Box & Whiskers Plot

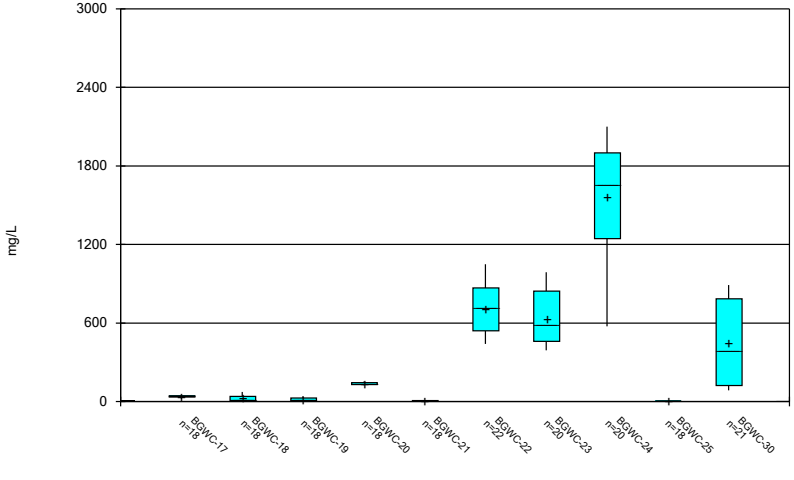

Constituent: Chloride Analysis Run 5/23/2022 9:44 AM

Plant Bowen Client: Southern Company Data: Bowen AP-1

Sanitas™ v.9.6.33 Groundwater Stats Consulting. UG

Box & Whiskers Plot

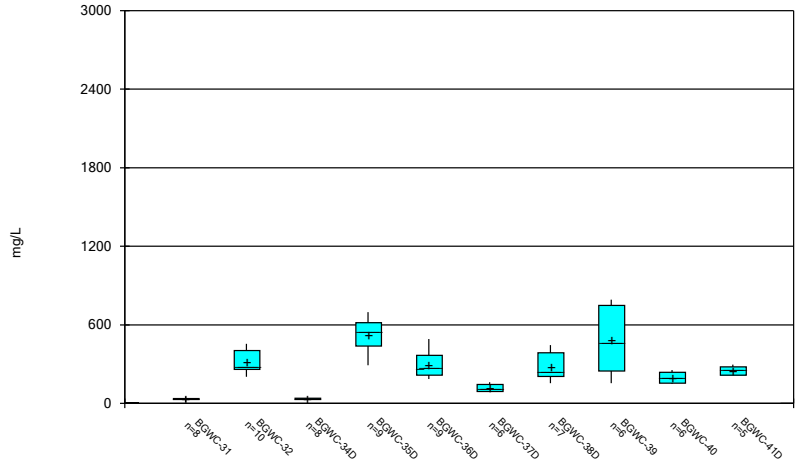

Constituent: Chloride Analysis Run 5/23/2022 9:44 AM

Plant Bowen Client: Southern Company Data: Bowen AP-1

Sanitas™ v.9.6.33 Groundwater Stats Consulting. UG

Box & Whiskers Plot

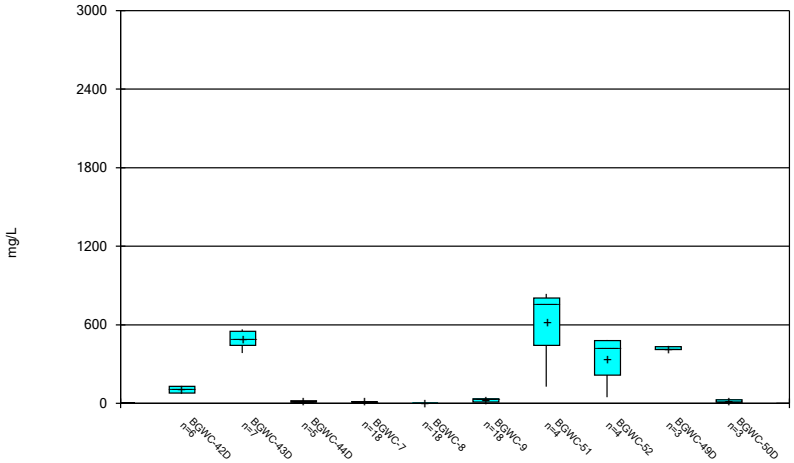

Constituent: Chloride Analysis Run 5/23/2022 9:44 AM

Plant Bowen Client: Southern Company Data: Bowen AP-1

Sanitas™ v.9.6.33 Groundwater Stats Consulting. UG

Box & Whiskers Plot

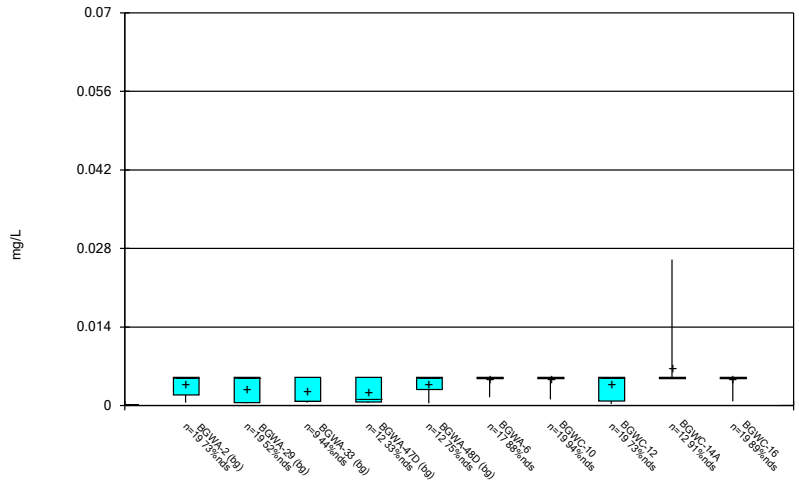

Constituent: Chromium Analysis Run 5/23/2022 9:44 AM

Plant Bowen Client: Southern Company Data: Bowen AP-1

Sanitas™ v.9.6.33 Groundwater Stats Consulting. UG

Box & Whiskers Plot

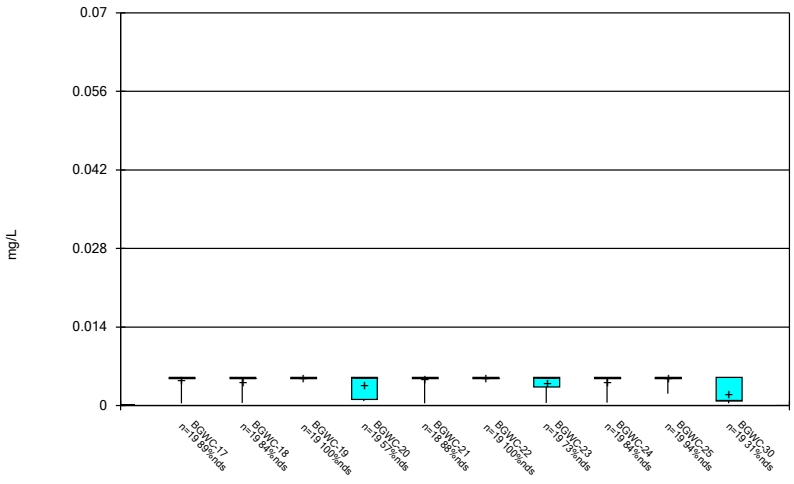

Constituent: Chromium Analysis Run 5/23/2022 9:44 AM

Plant Bowen Client: Southern Company Data: Bowen AP-1

Sanitas™ v.9.6.33 Groundwater Stats Consulting. UG

Box & Whiskers Plot

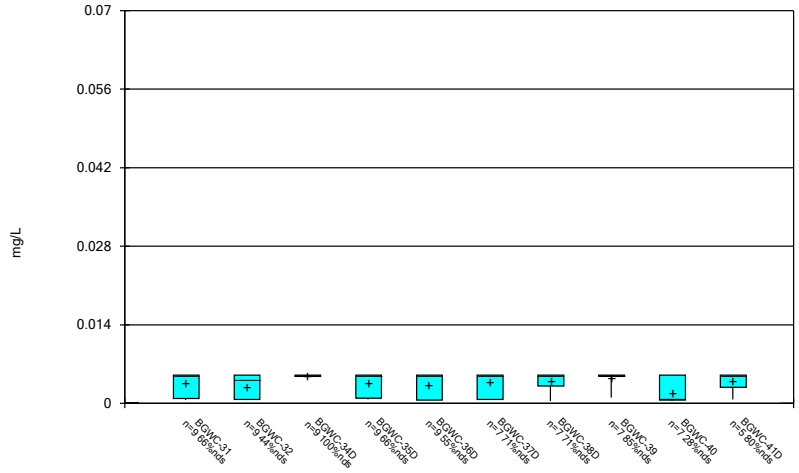

Constituent: Chromium Analysis Run 5/23/2022 9:44 AM

Plant Bowen Client: Southern Company Data: Bowen AP-1

Sanitas™ v.9.6.33 Groundwater Stats Consulting. UG

Box & Whiskers Plot

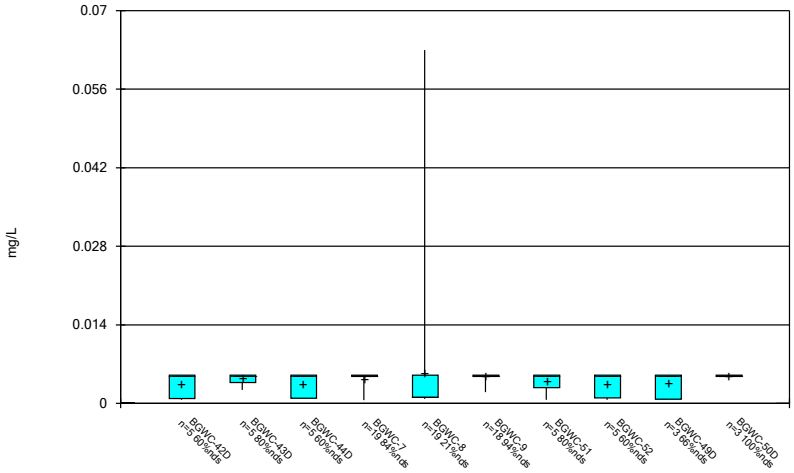

Constituent: Chromium Analysis Run 5/23/2022 9:44 AM

Plant Bowen Client: Southern Company Data: Bowen AP-1

Sanitas™ v.9.6.33 Groundwater Stats Consulting. UG

Box & Whiskers Plot

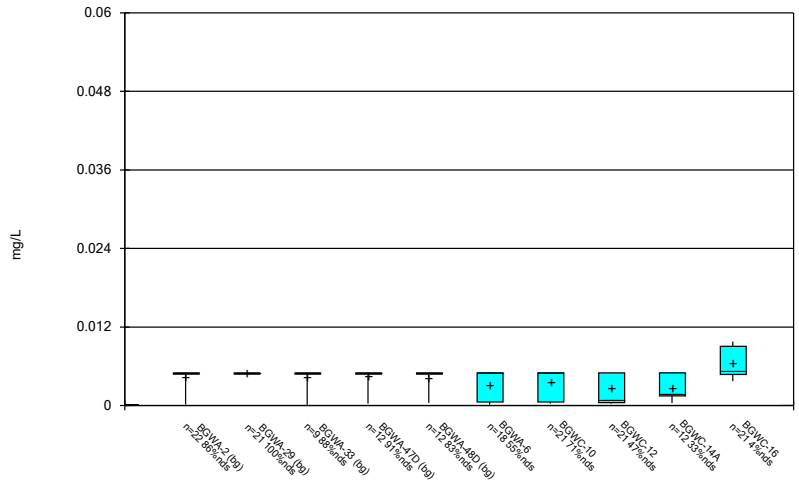

Constituent: Cobalt Analysis Run 5/23/2022 9:44 AM

Plant Bowen Client: Southern Company Data: Bowen AP-1

Sanitas™ v.9.6.33 Groundwater Stats Consulting. UG

Box & Whiskers Plot

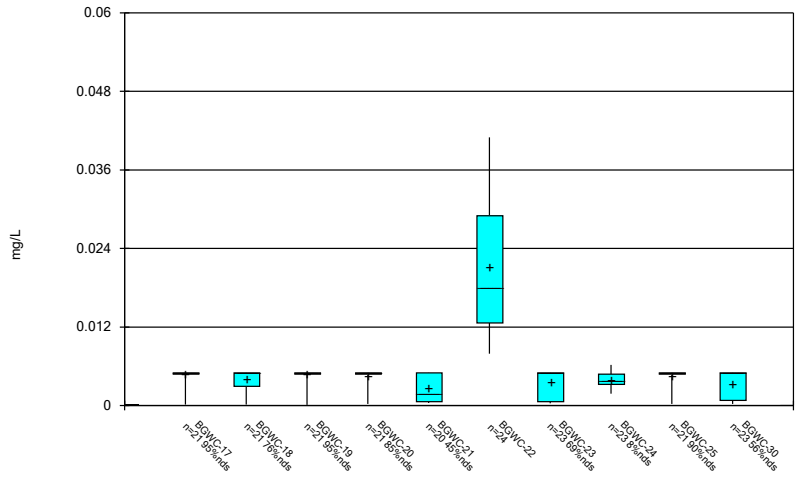

Constituent: Cobalt Analysis Run 5/23/2022 9:44 AM

Plant Bowen Client: Southern Company Data: Bowen AP-1

Sanitas™ v.9.6.33 Groundwater Stats Consulting. UG

Box & Whiskers Plot

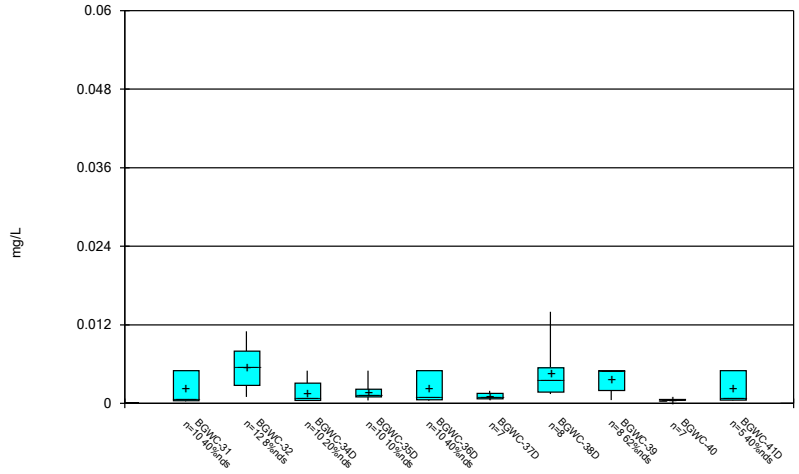

Constituent: Cobalt Analysis Run 5/23/2022 9:44 AM

Plant Bowen Client: Southern Company Data: Bowen AP-1

Sanitas™ v.9.6.33 Groundwater Stats Consulting. UG

Box & Whiskers Plot

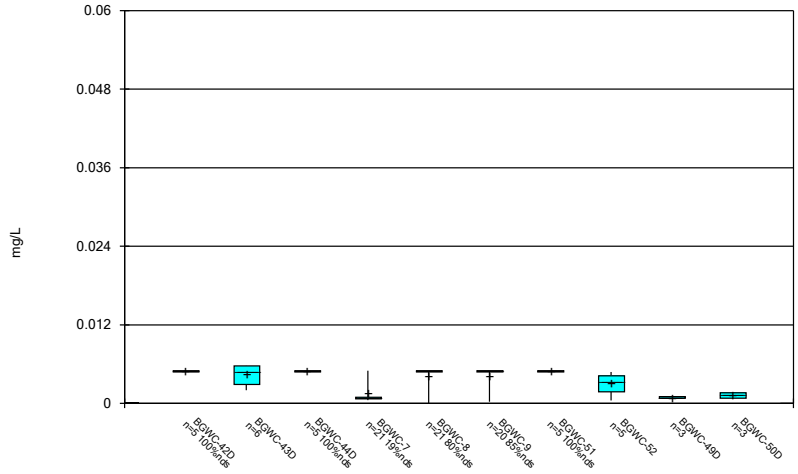

Constituent: Cobalt Analysis Run 5/23/2022 9:44 AM

Plant Bowen Client: Southern Company Data: Bowen AP-1

Sanitas™ v.9.6.33 Groundwater Stats Consulting. UG

Box & Whiskers Plot

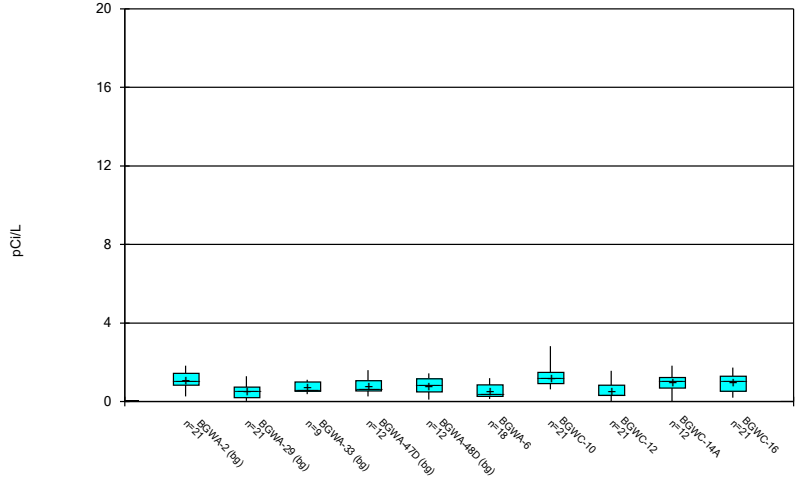

Constituent: Combined Radium 226 + 228 Analysis Run 5/23/2022 9:44 AM

Plant Bowen Client: Southern Company Data: Bowen AP-1

Sanitas™ v.9.6.33 Groundwater Stats Consulting. UG

Box & Whiskers Plot

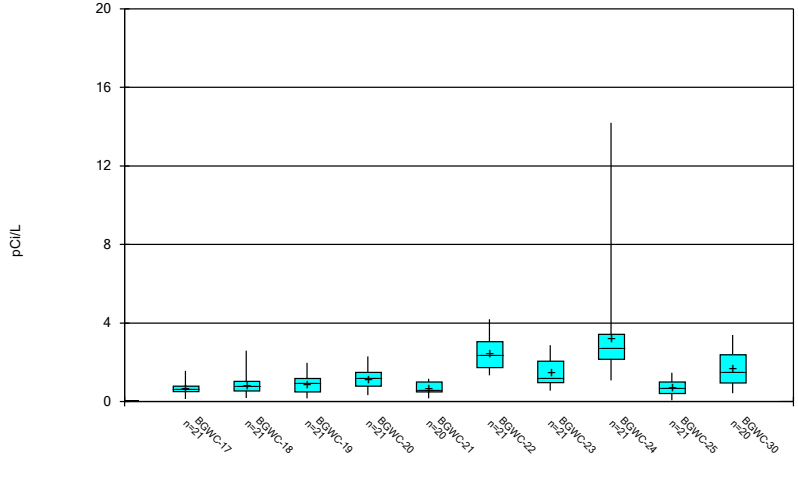

Constituent: Combined Radium 226 + 228 Analysis Run 5/23/2022 9:44 AM

Plant Bowen Client: Southern Company Data: Bowen AP-1

Sanitas™ v.9.6.33 Groundwater Stats Consulting. UG

Box & Whiskers Plot

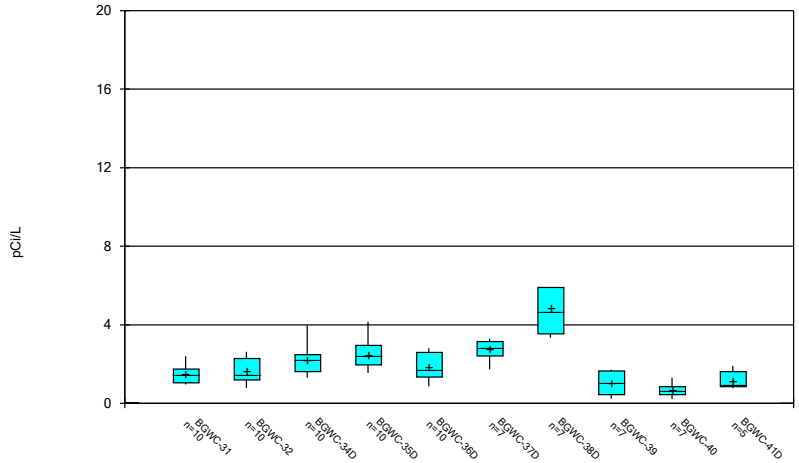

Constituent: Combined Radium 226 + 228 Analysis Run 5/23/2022 9:44 AM

Plant Bowen Client: Southern Company Data: Bowen AP-1

Sanitas™ v.9.6.33 Groundwater Stats Consulting. UG

Box & Whiskers Plot

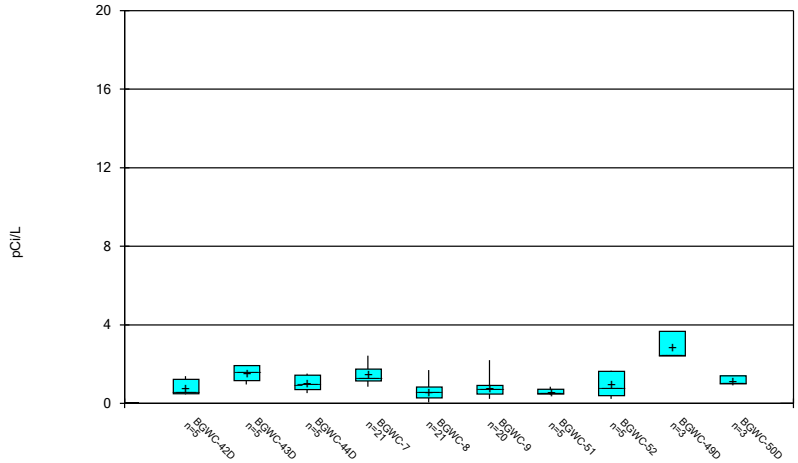

Constituent: Combined Radium 226 + 228 Analysis Run 5/23/2022 9:44 AM

Plant Bowen Client: Southern Company Data: Bowen AP-1

Sanitas™ v.9.6.33 Groundwater Stats Consulting. UG

Box & Whiskers Plot

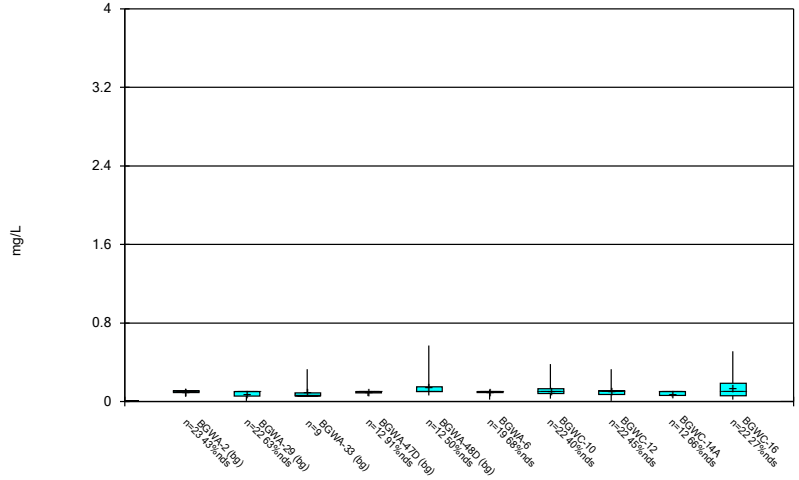

Constituent: Fluoride Analysis Run 5/23/2022 9:44 AM

Plant Bowen Client: Southern Company Data: Bowen AP-1

Sanitas™ v.9.6.33 Groundwater Stats Consulting. UG

Box & Whiskers Plot

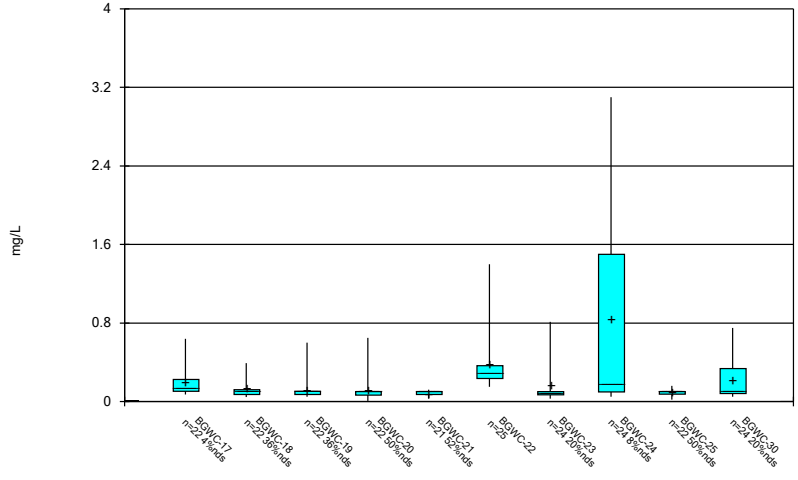

Constituent: Fluoride Analysis Run 5/23/2022 9:44 AM

Plant Bowen Client: Southern Company Data: Bowen AP-1

Sanitas™ v.9.6.33 Groundwater Stats Consulting. UG

Box & Whiskers Plot

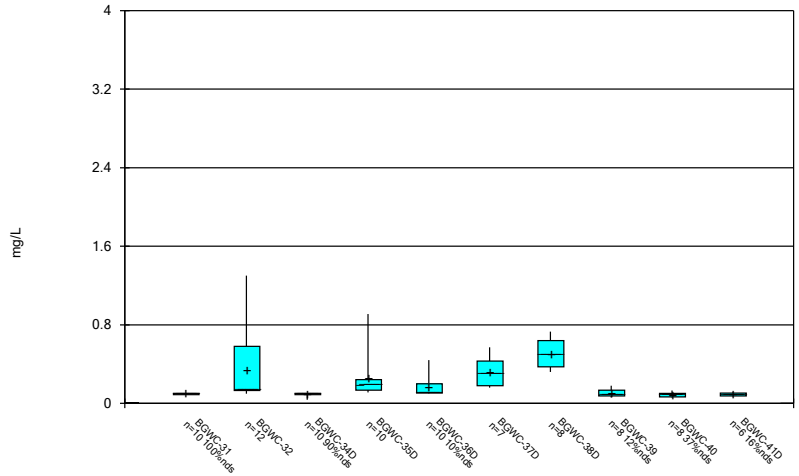

Constituent: Fluoride Analysis Run 5/23/2022 9:44 AM

Plant Bowen Client: Southern Company Data: Bowen AP-1

Sanitas™ v.9.6.33 Groundwater Stats Consulting. UG

Box & Whiskers Plot

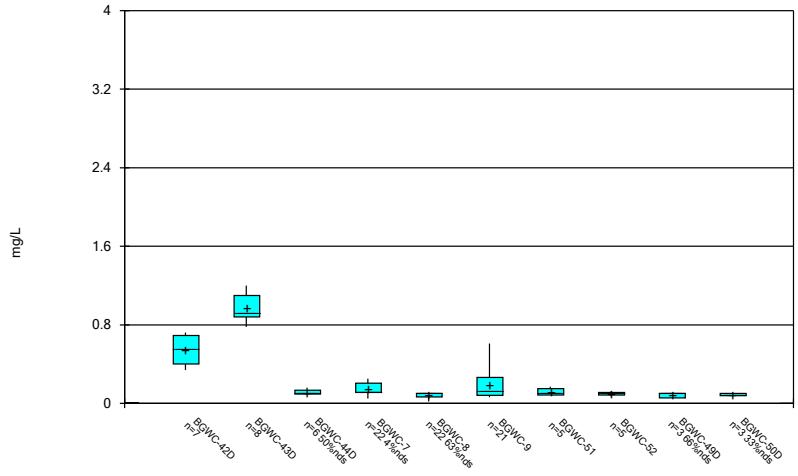

Constituent: Fluoride Analysis Run 5/23/2022 9:44 AM

Plant Bowen Client: Southern Company Data: Bowen AP-1

Sanitas™ v.9.6.33 Groundwater Stats Consulting. UG

Box & Whiskers Plot

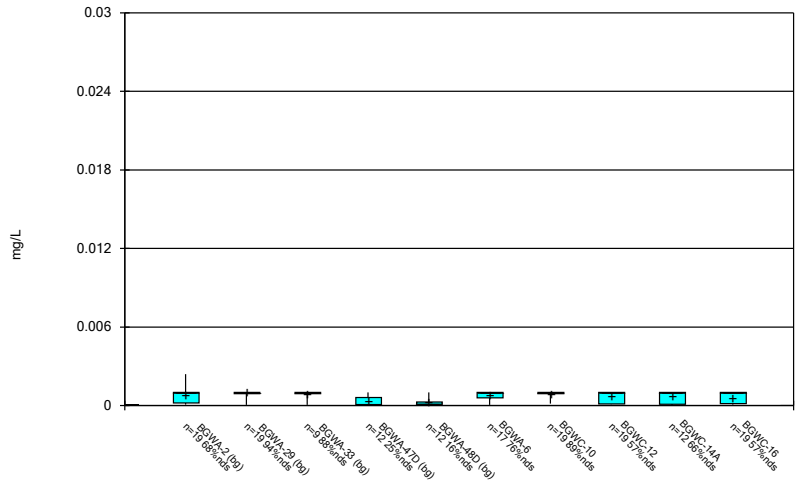

Constituent: Lead Analysis Run 5/23/2022 9:44 AM

Plant Bowen Client: Southern Company Data: Bowen AP-1

Sanitas™ v.9.6.33 Groundwater Stats Consulting. UG

Box & Whiskers Plot

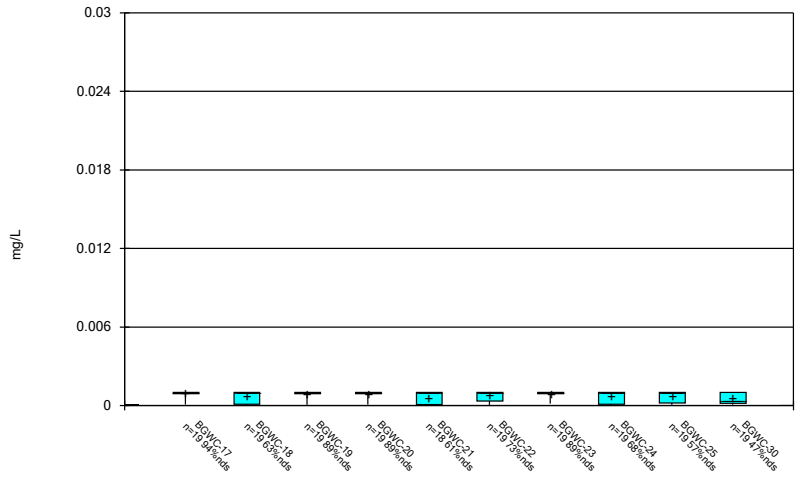

Constituent: Lead Analysis Run 5/23/2022 9:44 AM

Plant Bowen Client: Southern Company Data: Bowen AP-1

Sanitas™ v.9.6.33 Groundwater Stats Consulting. UG

Box & Whiskers Plot

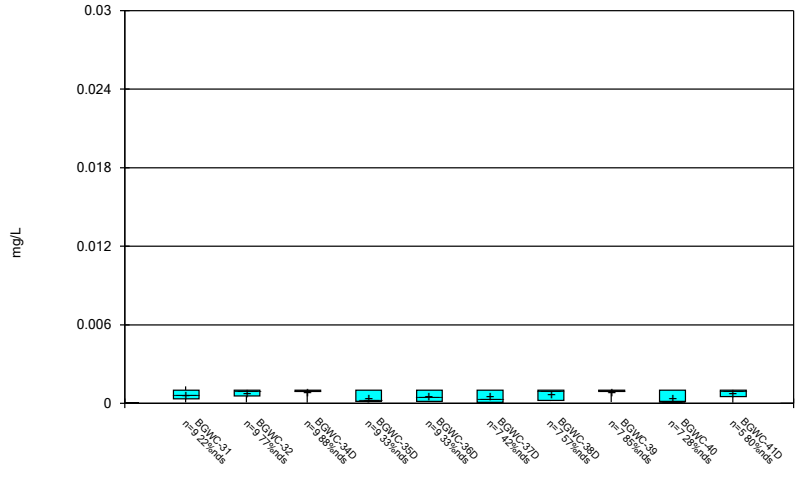

Constituent: Lead Analysis Run 5/23/2022 9:44 AM

Plant Bowen Client: Southern Company Data: Bowen AP-1

Sanitas™ v.9.6.33 Groundwater Stats Consulting. UG

Box & Whiskers Plot

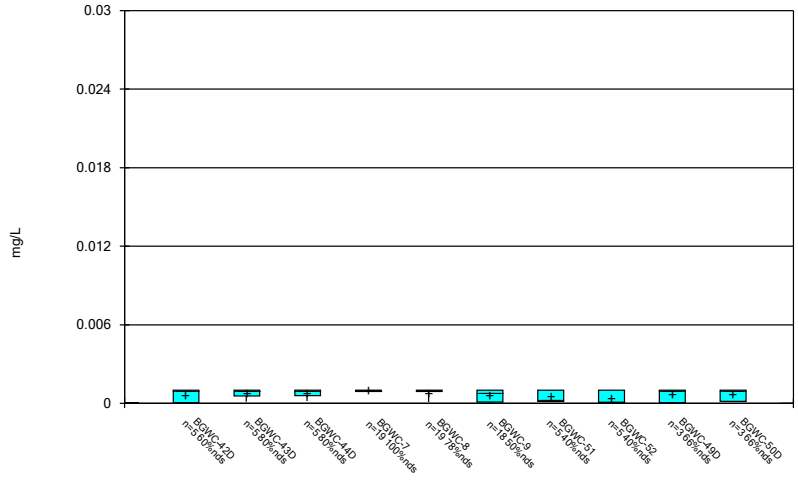

Constituent: Lead Analysis Run 5/23/2022 9:44 AM

Plant Bowen Client: Southern Company Data: Bowen AP-1

Sanitas™ v.9.6.33 Groundwater Stats Consulting. UG

Box & Whiskers Plot

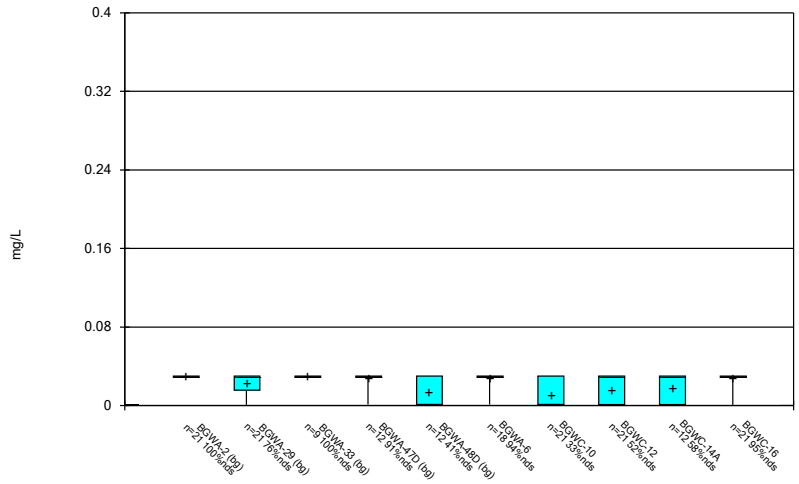

Constituent: Lithium Analysis Run 5/23/2022 9:44 AM

Plant Bowen Client: Southern Company Data: Bowen AP-1

Sanitas™ v.9.6.33 Groundwater Stats Consulting. UG

Box & Whiskers Plot

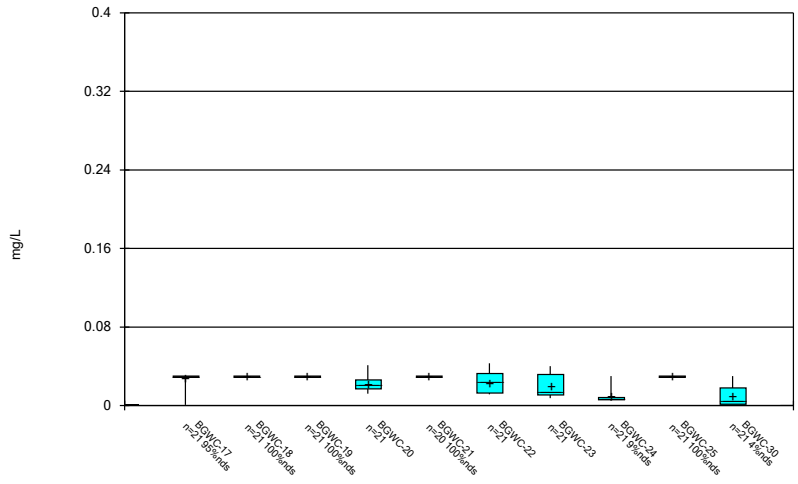

Constituent: Lithium Analysis Run 5/23/2022 9:44 AM

Plant Bowen Client: Southern Company Data: Bowen AP-1

Sanitas™ v.9.6.33 Groundwater Stats Consulting. UG

Box & Whiskers Plot

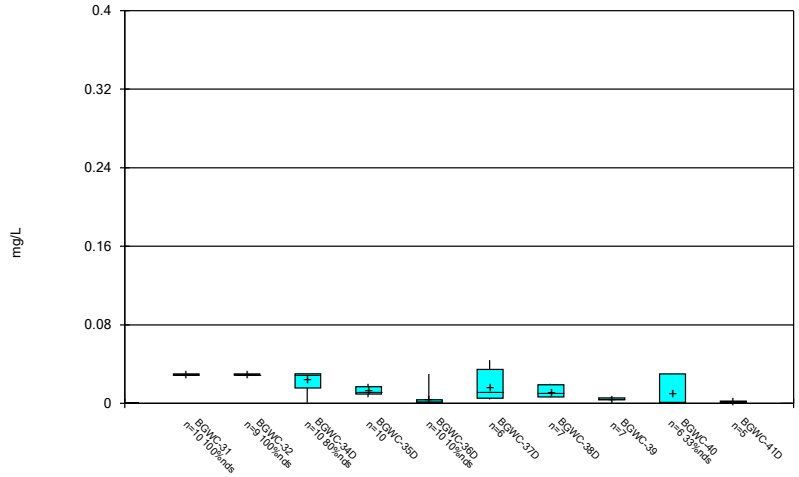

Constituent: Lithium Analysis Run 5/23/2022 9:44 AM

Plant Bowen Client: Southern Company Data: Bowen AP-1

Sanitas™ v.9.6.33 Groundwater Stats Consulting. UG

Box & Whiskers Plot

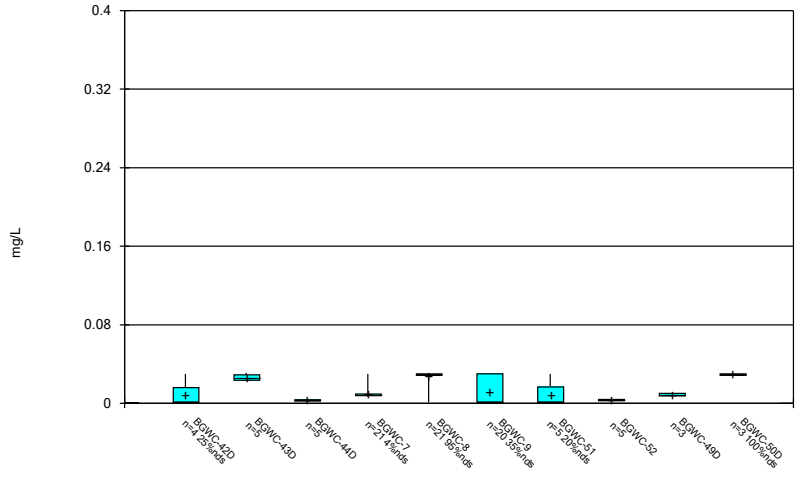

Constituent: Lithium Analysis Run 5/23/2022 9:44 AM

Plant Bowen Client: Southern Company Data: Bowen AP-1

Sanitas™ v.9.6.33 Groundwater Stats Consulting. UG

Box & Whiskers Plot

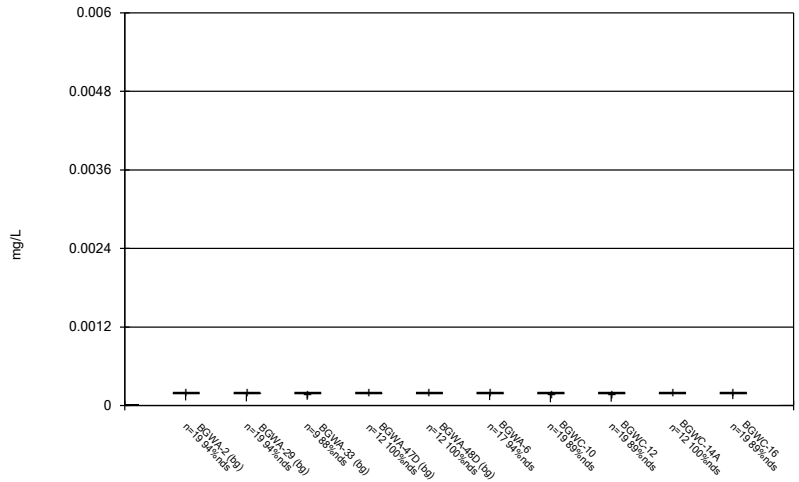

Constituent: Mercury Analysis Run 5/23/2022 9:44 AM

Plant Bowen Client: Southern Company Data: Bowen AP-1

Sanitas™ v.9.6.33 Groundwater Stats Consulting. UG

Box & Whiskers Plot

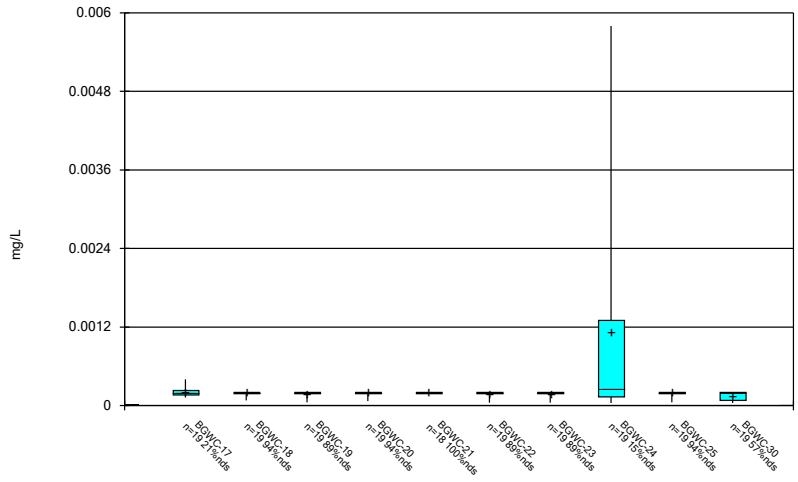

Constituent: Mercury Analysis Run 5/23/2022 9:44 AM

Plant Bowen Client: Southern Company Data: Bowen AP-1

Sanitas™ v.9.6.33 Groundwater Stats Consulting. UG

Box & Whiskers Plot

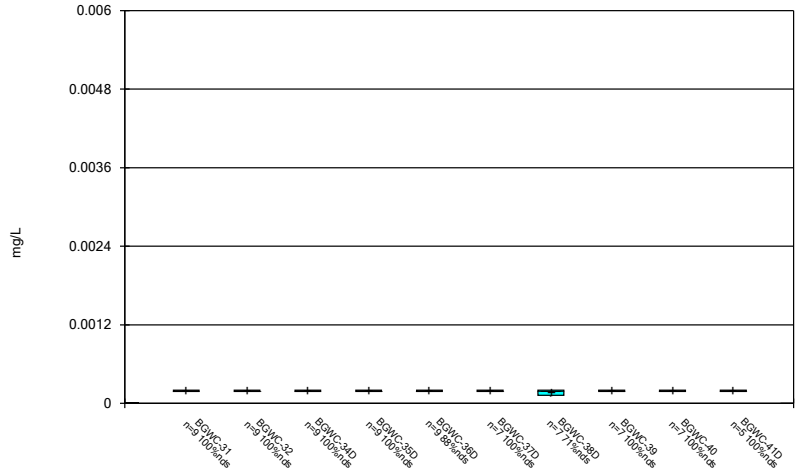

Constituent: Mercury Analysis Run 5/23/2022 9:44 AM

Plant Bowen Client: Southern Company Data: Bowen AP-1

Sanitas™ v.9.6.33 Groundwater Stats Consulting. UG

Box & Whiskers Plot

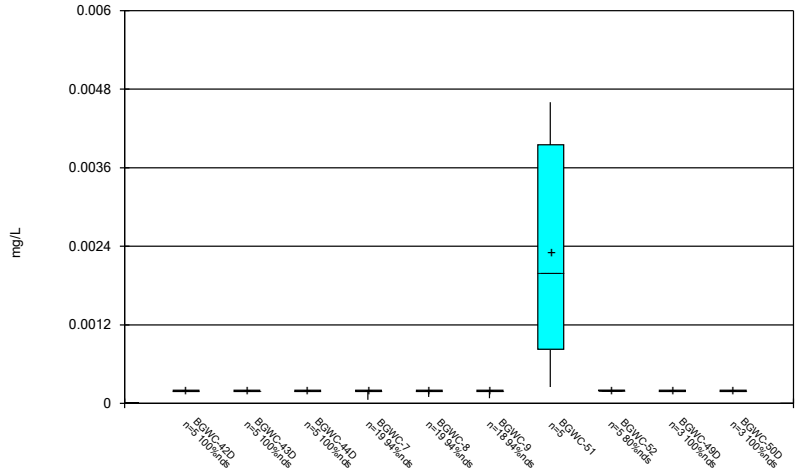

Constituent: Mercury Analysis Run 5/23/2022 9:44 AM

Plant Bowen Client: Southern Company Data: Bowen AP-1

Sanitas™ v.9.6.33 Groundwater Stats Consulting. UG

Box & Whiskers Plot

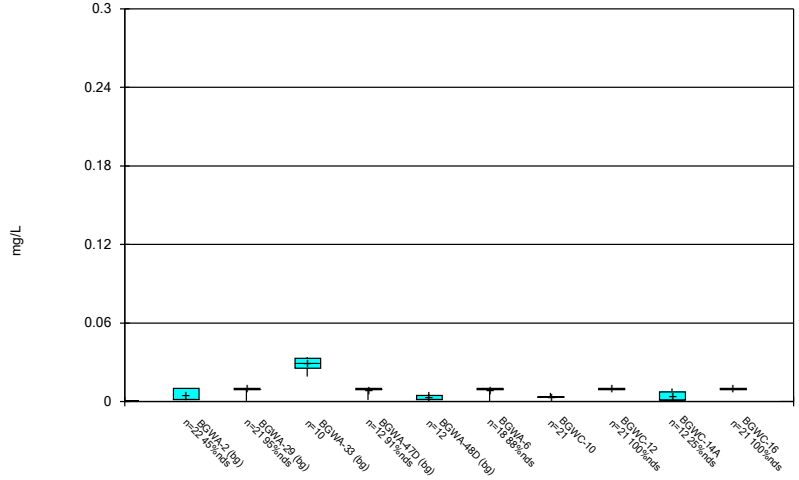

Constituent: Molybdenum Analysis Run 5/23/2022 9:44 AM

Plant Bowen Client: Southern Company Data: Bowen AP-1

Sanitas™ v.9.6.33 Groundwater Stats Consulting. UG

Box & Whiskers Plot

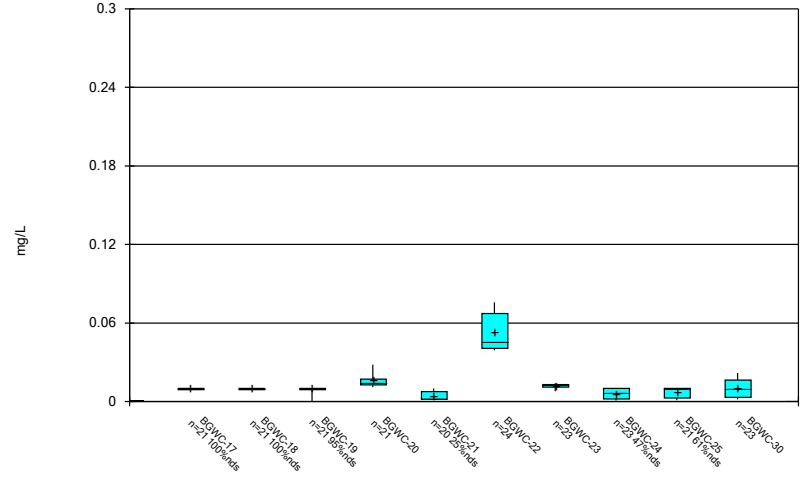

Constituent: Molybdenum Analysis Run 5/23/2022 9:44 AM

Plant Bowen Client: Southern Company Data: Bowen AP-1

Sanitas™ v.9.6.33 Groundwater Stats Consulting. UG

Box & Whiskers Plot

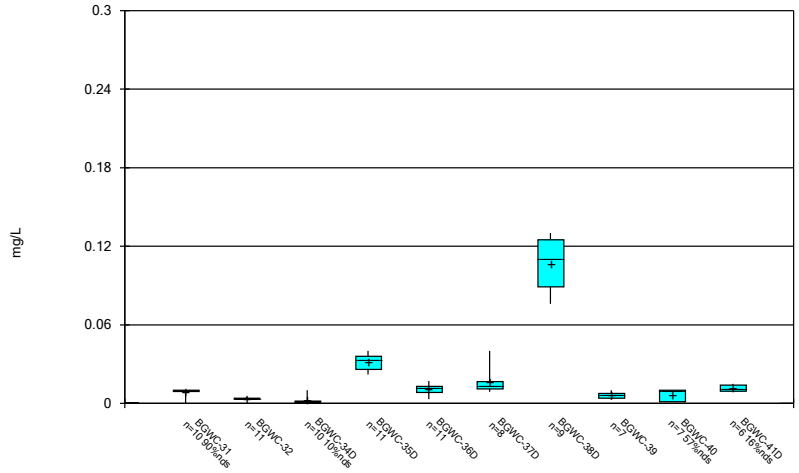

Constituent: Molybdenum Analysis Run 5/23/2022 9:44 AM

Plant Bowen Client: Southern Company Data: Bowen AP-1

Sanitas™ v.9.6.33 Groundwater Stats Consulting. UG

Box & Whiskers Plot

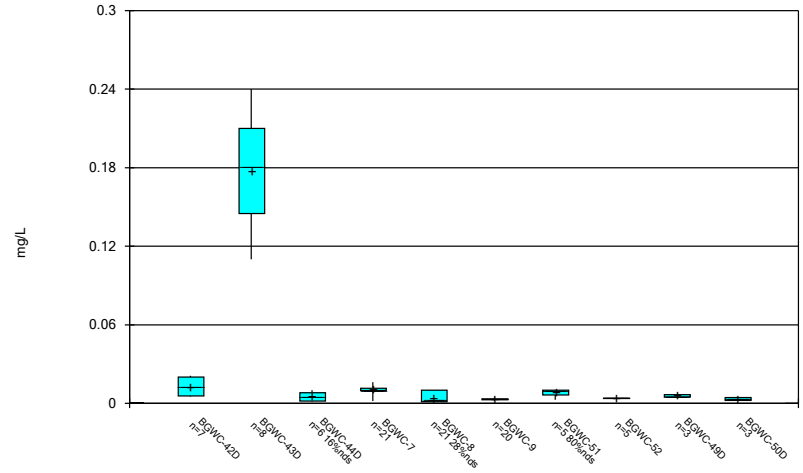

Constituent: Molybdenum Analysis Run 5/23/2022 9:44 AM

Plant Bowen Client: Southern Company Data: Bowen AP-1

Sanitas™ v.9.6.33 Groundwater Stats Consulting. UG

Box & Whiskers Plot

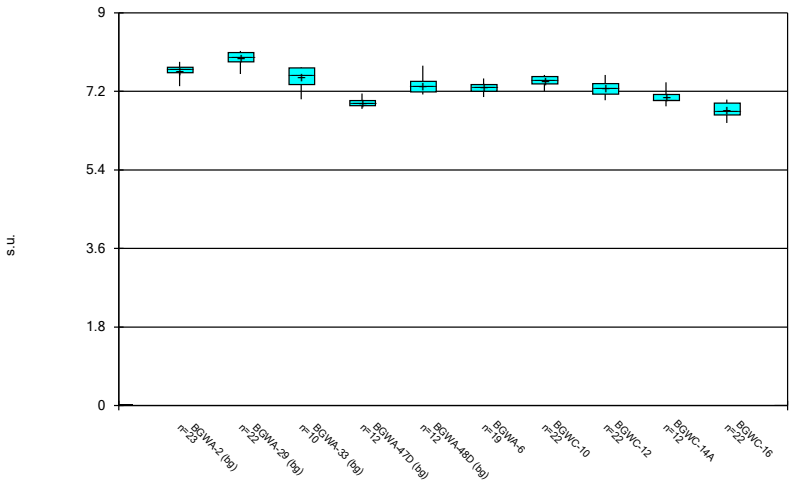

Constituent: pH Analysis Run 5/23/2022 9:44 AM

Plant Bowen Client: Southern Company Data: Bowen AP-1

Sanitas™ v.9.6.33 Groundwater Stats Consulting. UG

Box & Whiskers Plot

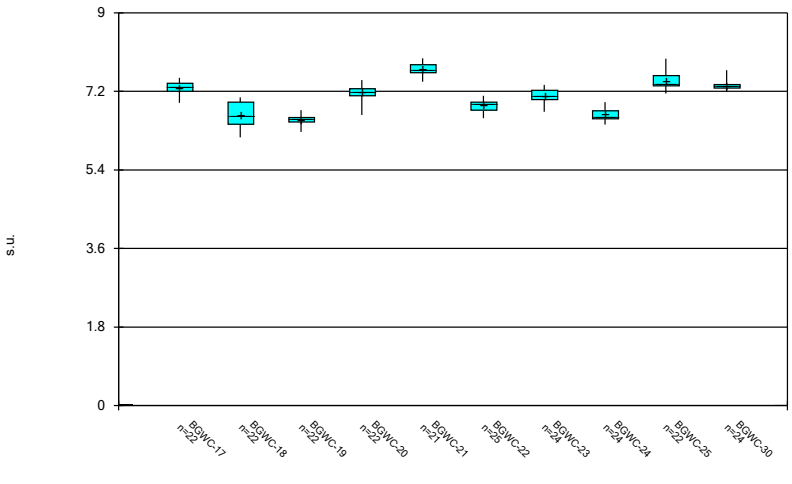

Constituent: pH Analysis Run 5/23/2022 9:44 AM

Plant Bowen Client: Southern Company Data: Bowen AP-1

Sanitas™ v.9.6.33 Groundwater Stats Consulting. UG

Box & Whiskers Plot

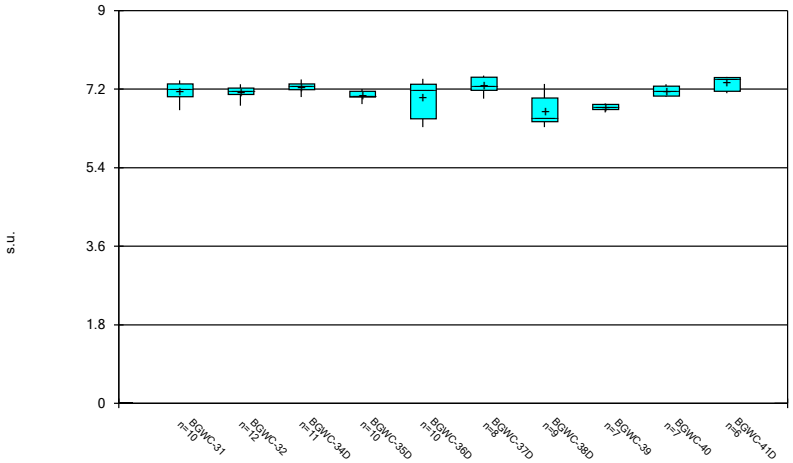

Constituent: pH Analysis Run 5/23/2022 9:44 AM

Plant Bowen Client: Southern Company Data: Bowen AP-1

Sanitas™ v.9.6.33 Groundwater Stats Consulting. UG

Box & Whiskers Plot

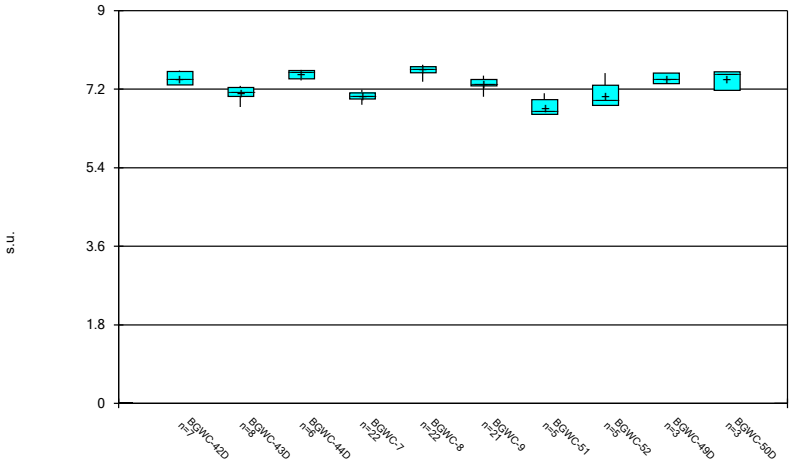

Constituent: pH Analysis Run 5/23/2022 9:44 AM

Plant Bowen Client: Southern Company Data: Bowen AP-1

Sanitas™ v.9.6.33 Groundwater Stats Consulting. UG

Box & Whiskers Plot

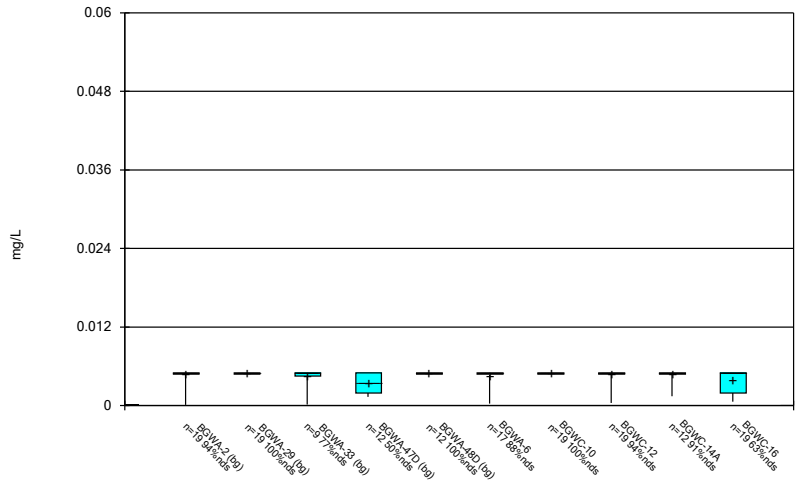

Constituent: Selenium Analysis Run 5/23/2022 9:44 AM

Plant Bowen Client: Southern Company Data: Bowen AP-1

Sanitas™ v.9.6.33 Groundwater Stats Consulting. UG

Box & Whiskers Plot

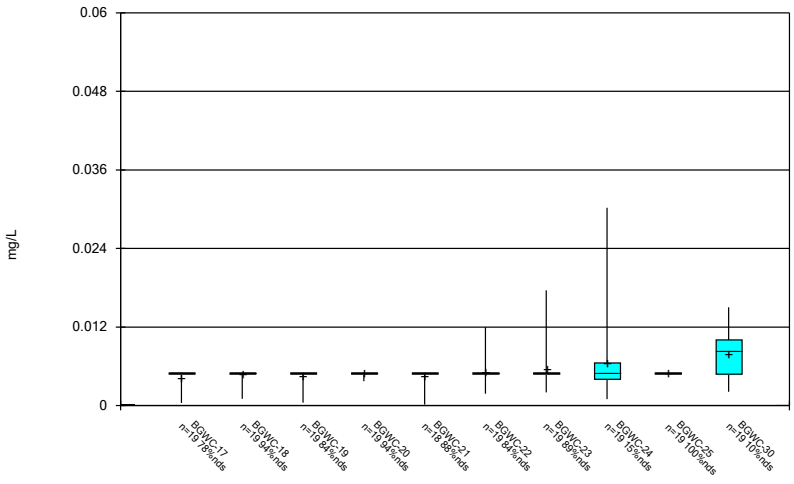

Constituent: Selenium Analysis Run 5/23/2022 9:44 AM

Plant Bowen Client: Southern Company Data: Bowen AP-1

Sanitas™ v.9.6.33 Groundwater Stats Consulting. UG

Box & Whiskers Plot

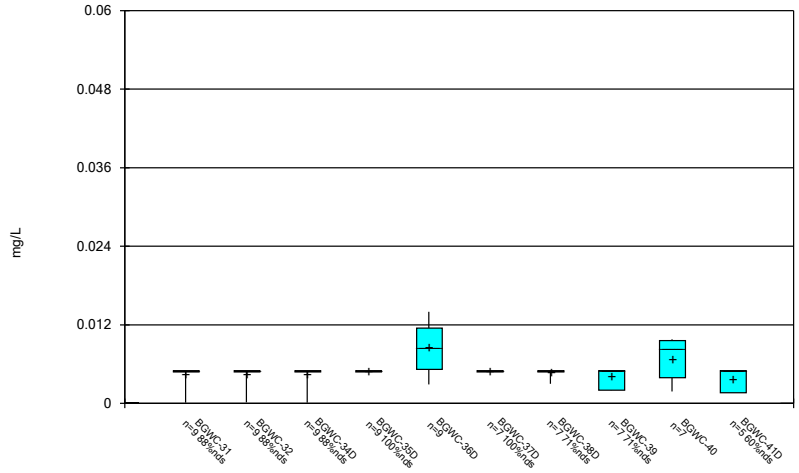

Constituent: Selenium Analysis Run 5/23/2022 9:44 AM

Plant Bowen Client: Southern Company Data: Bowen AP-1

Sanitas™ v.9.6.33 Groundwater Stats Consulting. UG

Box & Whiskers Plot

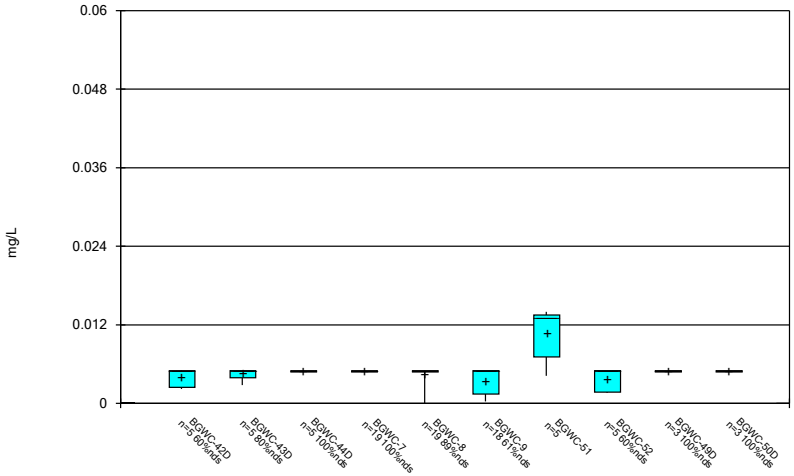

Constituent: Selenium Analysis Run 5/23/2022 9:44 AM

Plant Bowen Client: Southern Company Data: Bowen AP-1

Sanitas™ v.9.6.33 Groundwater Stats Consulting. UG

Box & Whiskers Plot

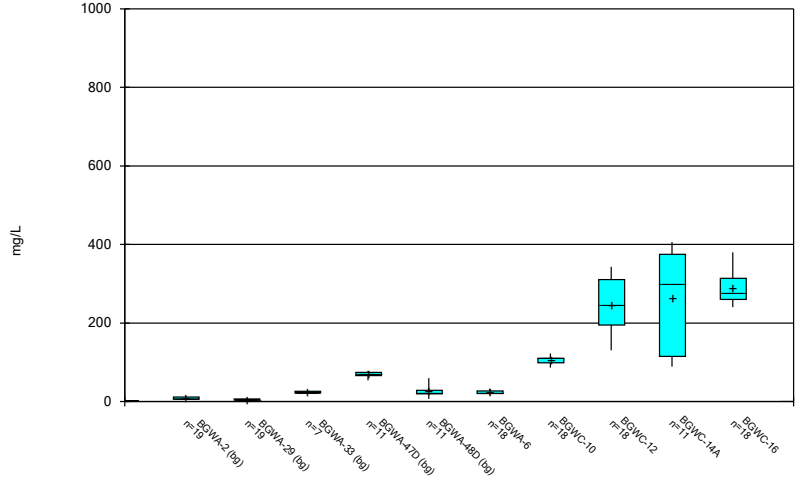

Constituent: Sulfate Analysis Run 5/23/2022 9:44 AM

Plant Bowen Client: Southern Company Data: Bowen AP-1

Sanitas™ v.9.6.33 Groundwater Stats Consulting. UG

Box & Whiskers Plot

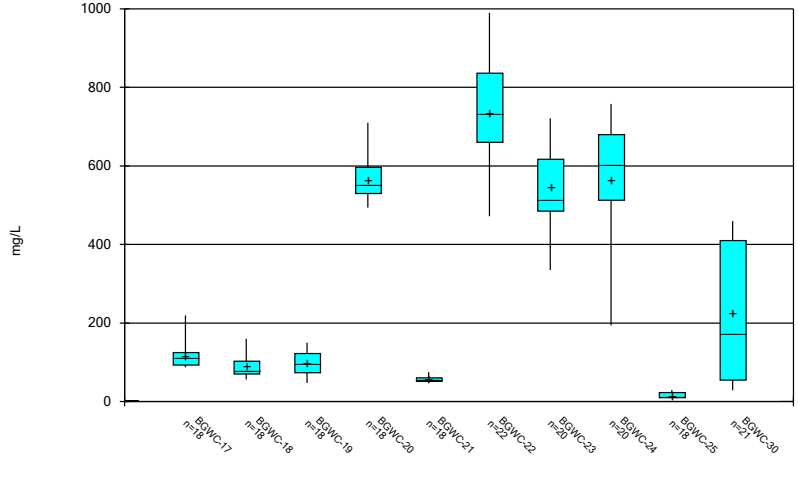

Constituent: Sulfate Analysis Run 5/23/2022 9:44 AM

Plant Bowen Client: Southern Company Data: Bowen AP-1

Sanitas™ v.9.6.33 Groundwater Stats Consulting. UG

Box & Whiskers Plot

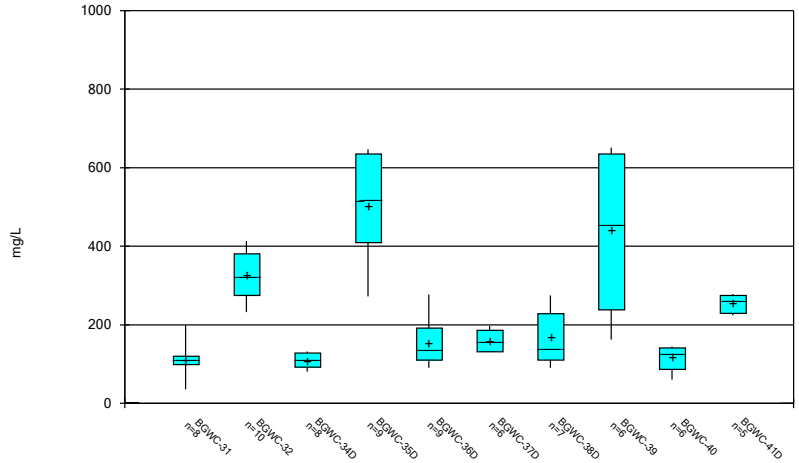

Constituent: Sulfate Analysis Run 5/23/2022 9:45 AM

Plant Bowen Client: Southern Company Data: Bowen AP-1

Sanitas™ v.9.6.33 Groundwater Stats Consulting. UG

Box & Whiskers Plot

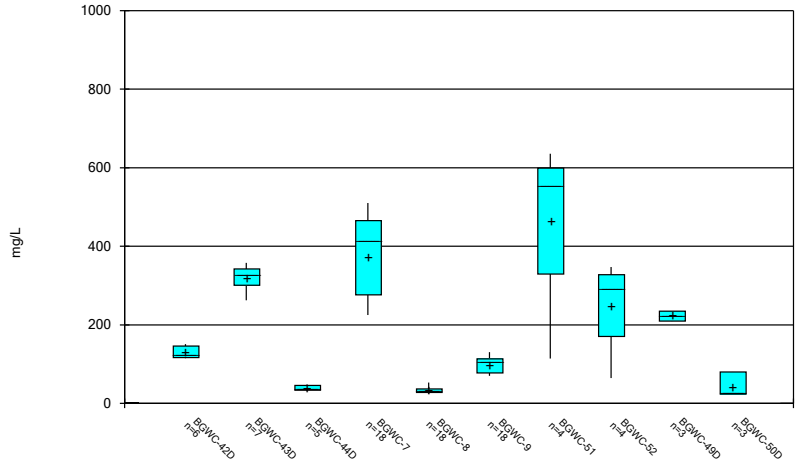

Constituent: Sulfate Analysis Run 5/23/2022 9:45 AM

Plant Bowen Client: Southern Company Data: Bowen AP-1

Sanitas™ v.9.6.33 Groundwater Stats Consulting. UG

Box & Whiskers Plot

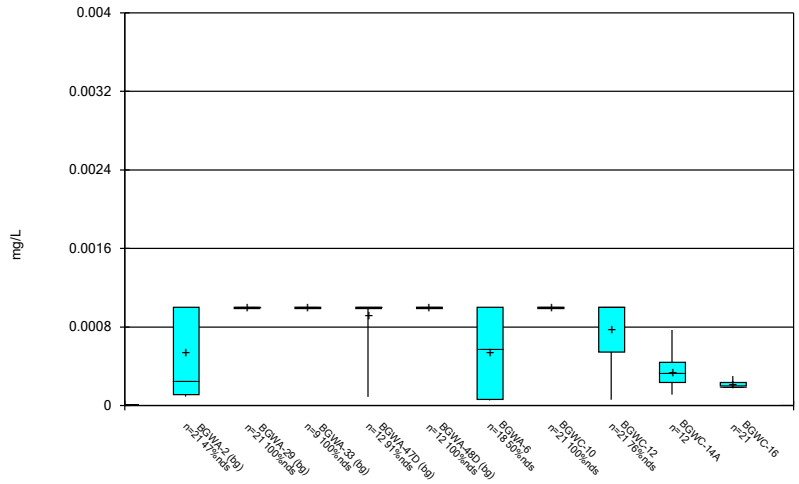

Constituent: Thallium Analysis Run 5/23/2022 9:45 AM

Plant Bowen Client: Southern Company Data: Bowen AP-1

Sanitas™ v.9.6.33 Groundwater Stats Consulting. UG

Box & Whiskers Plot

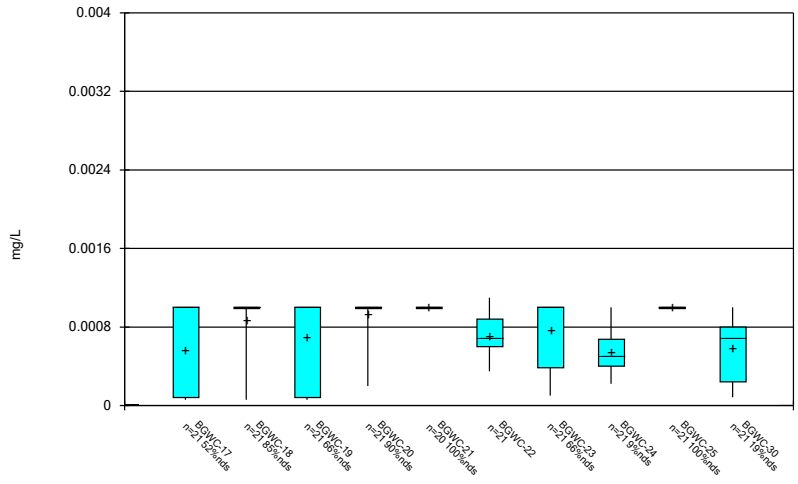

Constituent: Thallium Analysis Run 5/23/2022 9:45 AM

Plant Bowen Client: Southern Company Data: Bowen AP-1

Sanitas™ v.9.6.33 Groundwater Stats Consulting. UG

Box & Whiskers Plot

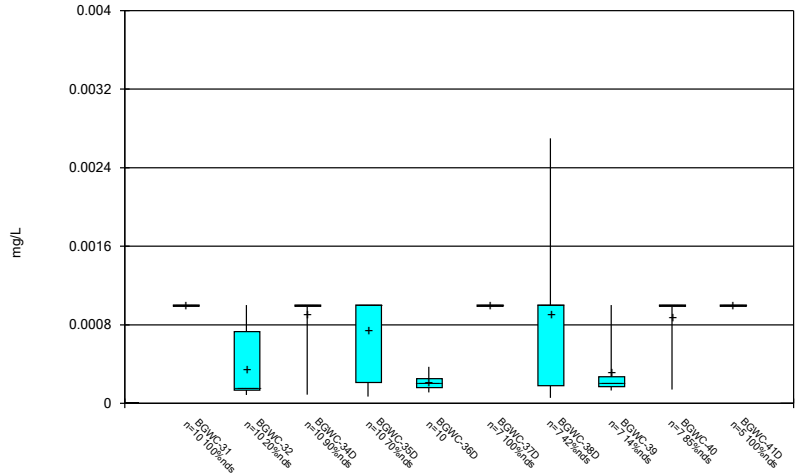

Constituent: Thallium Analysis Run 5/23/2022 9:45 AM

Plant Bowen Client: Southern Company Data: Bowen AP-1

Sanitas™ v.9.6.33 Groundwater Stats Consulting. UG

Box & Whiskers Plot

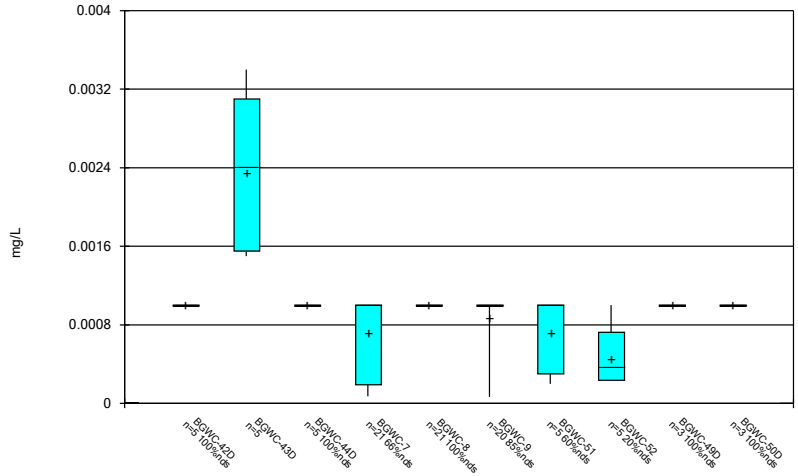

Constituent: Thallium Analysis Run 5/23/2022 9:45 AM

Plant Bowen Client: Southern Company Data: Bowen AP-1

Sanitas™ v.9.6.33 Groundwater Stats Consulting. UG

Box & Whiskers Plot

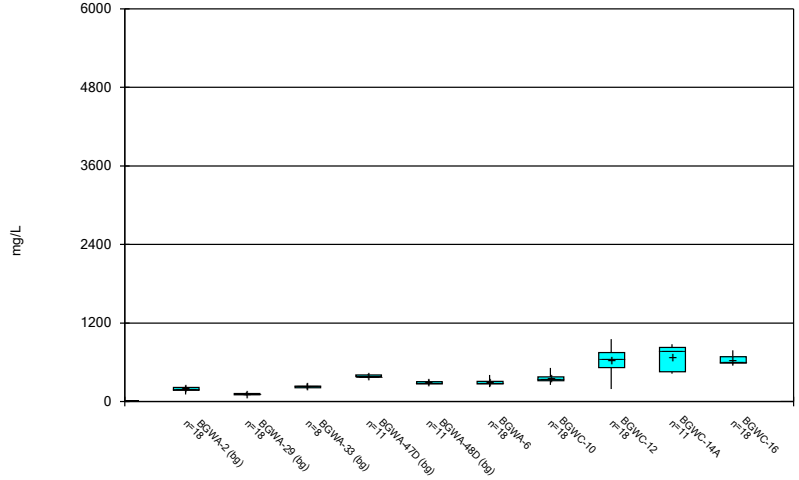

Constituent: Total Dissolved Solids Analysis Run 5/23/2022 9:45 AM

Plant Bowen Client: Southern Company Data: Bowen AP-1

Sanitas™ v.9.6.33 Groundwater Stats Consulting. UG

Box & Whiskers Plot

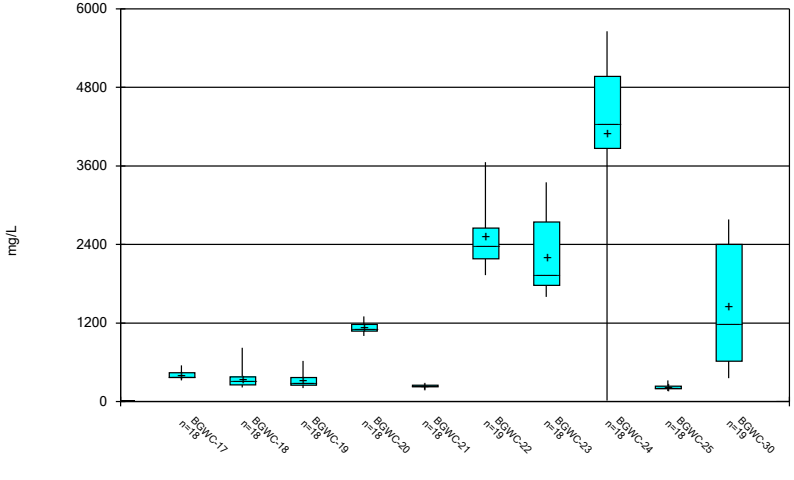

Constituent: Total Dissolved Solids Analysis Run 5/23/2022 9:45 AM

Plant Bowen Client: Southern Company Data: Bowen AP-1

Sanitas™ v.9.6.33 Groundwater Stats Consulting. UG

Box & Whiskers Plot

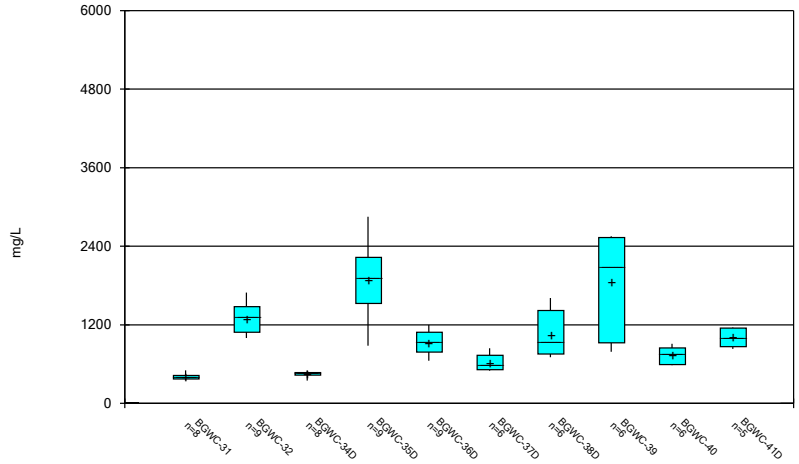

Constituent: Total Dissolved Solids Analysis Run 5/23/2022 9:45 AM

Plant Bowen Client: Southern Company Data: Bowen AP-1

Sanitas™ v.9.6.33 Groundwater Stats Consulting. UG

Box & Whiskers Plot

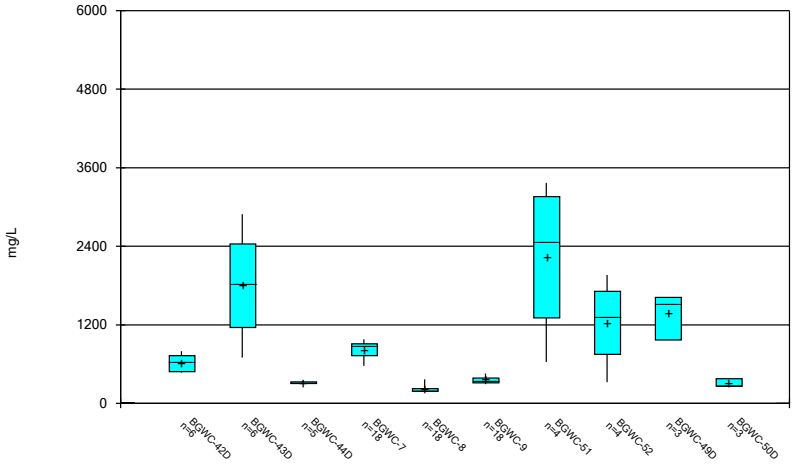

Constituent: Total Dissolved Solids Analysis Run 5/23/2022 9:45 AM

Plant Bowen Client: Southern Company Data: Bowen AP-1

FIGURE C.

Outlier Summary

Plant Bowen Client: Southern Company Data: Bowen AP-1 Printed 5/23/2022, 9:47 AM

	BGWA-33 Boron (mg/L)	BGWA-33 Chloride (mg/L)	BGWC-32 Lithium (mg/L)	BGWC-37D Lithium (mg/L)	BGWC-40 Lithium (mg/L)	BGWC-42D Lithium (mg/L)	BGWA-33 Sulfate (mg/L)	BGWA-29 Total Dissolved Solids (mg/L)
2/14/2017								345 (o)
4/3/2019	0.66 (o)							
9/27/2019		394 (o)					200 (o)	
2/16/2022			<0.15 (o)		<0.15 (o)			
2/17/2022				<0.15 (o)		<0.15 (o)		

FIGURE D.

Interwell Prediction Limits - Significant Results

Plant Bowen Client: Southern Company Data: Bowen AP-1 Printed 5/23/2022, 9:50 AM

Constituent	Well	Upper Lim.	Lower Lim.	Date	Observ.	Sig.	Bg N	Bg Mean	Std. Dev.	%NDs	ND Adj.	Transform	Alpha	Method
Boron (mg/L)	BGWC-10	0.04002	n/a	2/11/2022	0.5	Yes	68	0.1168	0.03863	17.65	Kaplan-Meier	sqrt(x)	0.000396	Param Inter 1 of 2
Boron (mg/L)	BGWC-12	0.04002	n/a	2/11/2022	1.2	Yes	68	0.1168	0.03863	17.65	Kaplan-Meier	sqrt(x)	0.000396	Param Inter 1 of 2
Boron (mg/L)	BGWC-14A	0.04002	n/a	2/9/2022	0.57	Yes	68	0.1168	0.03863	17.65	Kaplan-Meier	sqrt(x)	0.000396	Param Inter 1 of 2
Boron (mg/L)	BGWC-16	0.04002	n/a	2/11/2022	1.5	Yes	68	0.1168	0.03863	17.65	Kaplan-Meier	sqrt(x)	0.000396	Param Inter 1 of 2
Boron (mg/L)	BGWC-17	0.04002	n/a	2/11/2022	1.2	Yes	68	0.1168	0.03863	17.65	Kaplan-Meier	sqrt(x)	0.000396	Param Inter 1 of 2
Boron (mg/L)	BGWC-18	0.04002	n/a	2/16/2022	0.56	Yes	68	0.1168	0.03863	17.65	Kaplan-Meier	sqrt(x)	0.000396	Param Inter 1 of 2
Boron (mg/L)	BGWC-19	0.04002	n/a	2/16/2022	0.35	Yes	68	0.1168	0.03863	17.65	Kaplan-Meier	sqrt(x)	0.000396	Param Inter 1 of 2
Boron (mg/L)	BGWC-20	0.04002	n/a	2/16/2022	4.2	Yes	68	0.1168	0.03863	17.65	Kaplan-Meier	sqrt(x)	0.000396	Param Inter 1 of 2
Boron (mg/L)	BGWC-21	0.04002	n/a	2/16/2022	0.053	Yes	68	0.1168	0.03863	17.65	Kaplan-Meier	sqrt(x)	0.000396	Param Inter 1 of 2
Boron (mg/L)	BGWC-22	0.04002	n/a	2/15/2022	19.3	Yes	68	0.1168	0.03863	17.65	Kaplan-Meier	sqrt(x)	0.000396	Param Inter 1 of 2
Boron (mg/L)	BGWC-23	0.04002	n/a	2/14/2022	18.1	Yes	68	0.1168	0.03863	17.65	Kaplan-Meier	sqrt(x)	0.000396	Param Inter 1 of 2
Boron (mg/L)	BGWC-24	0.04002	n/a	2/15/2022	28.5	Yes	68	0.1168	0.03863	17.65	Kaplan-Meier	sqrt(x)	0.000396	Param Inter 1 of 2
Boron (mg/L)	BGWC-25	0.04002	n/a	2/16/2022	0.048	Yes	68	0.1168	0.03863	17.65	Kaplan-Meier	sqrt(x)	0.000396	Param Inter 1 of 2
Boron (mg/L)	BGWC-30	0.04002	n/a	2/14/2022	3.5	Yes	68	0.1168	0.03863	17.65	Kaplan-Meier	sqrt(x)	0.000396	Param Inter 1 of 2
Boron (mg/L)	BGWC-7	0.04002	n/a	2/11/2022	1.2	Yes	68	0.1168	0.03863	17.65	Kaplan-Meier	sqrt(x)	0.000396	Param Inter 1 of 2
Boron (mg/L)	BGWC-8	0.04002	n/a	2/10/2022	0.051	Yes	68	0.1168	0.03863	17.65	Kaplan-Meier	sqrt(x)	0.000396	Param Inter 1 of 2
Boron (mg/L)	BGWC-9	0.04002	n/a	2/10/2022	0.46	Yes	68	0.1168	0.03863	17.65	Kaplan-Meier	sqrt(x)	0.000396	Param Inter 1 of 2
Calcium (mg/L)	BGWC-12	117	n/a	2/11/2022	164	Yes	68	n/a	n/a	0	n/a	n/a	0.0004041	NP Inter (normality) 1 of 2
Calcium (mg/L)	BGWC-16	117	n/a	2/11/2022	160	Yes	68	n/a	n/a	0	n/a	n/a	0.0004041	NP Inter (normality) 1 of 2
Calcium (mg/L)	BGWC-20	117	n/a	2/16/2022	288	Yes	68	n/a	n/a	0	n/a	n/a	0.0004041	NP Inter (normality) 1 of 2
Calcium (mg/L)	BGWC-22	117	n/a	2/15/2022	680	Yes	68	n/a	n/a	0	n/a	n/a	0.0004041	NP Inter (normality) 1 of 2
Calcium (mg/L)	BGWC-23	117	n/a	2/14/2022	740	Yes	68	n/a	n/a	0	n/a	n/a	0.0004041	NP Inter (normality) 1 of 2
Calcium (mg/L)	BGWC-24	117	n/a	2/15/2022	791	Yes	68	n/a	n/a	0	n/a	n/a	0.0004041	NP Inter (normality) 1 of 2
Calcium (mg/L)	BGWC-30	117	n/a	2/14/2022	129	Yes	68	n/a	n/a	0	n/a	n/a	0.0004041	NP Inter (normality) 1 of 2
Calcium (mg/L)	BGWC-7	117	n/a	2/11/2022	148	Yes	68	n/a	n/a	0	n/a	n/a	0.0004041	NP Inter (normality) 1 of 2
Chloride (mg/L)	BGWC-10	9.259	n/a	2/11/2022	28.2	Yes	67	1.864	0.5465	0	None	sqrt(x)	0.000396	Param Inter 1 of 2
Chloride (mg/L)	BGWC-12	9.259	n/a	2/11/2022	16.4	Yes	67	1.864	0.5465	0	None	sqrt(x)	0.000396	Param Inter 1 of 2
Chloride (mg/L)	BGWC-14A	9.259	n/a	2/9/2022	10.8	Yes	67	1.864	0.5465	0	None	sqrt(x)	0.000396	Param Inter 1 of 2
Chloride (mg/L)	BGWC-16	9.259	n/a	2/11/2022	22.3	Yes	67	1.864	0.5465	0	None	sqrt(x)	0.000396	Param Inter 1 of 2
Chloride (mg/L)	BGWC-17	9.259	n/a	2/11/2022	38.5	Yes	67	1.864	0.5465	0	None	sqrt(x)	0.000396	Param Inter 1 of 2
Chloride (mg/L)	BGWC-20	9.259	n/a	2/16/2022	141	Yes	67	1.864	0.5465	0	None	sqrt(x)	0.000396	Param Inter 1 of 2
Chloride (mg/L)	BGWC-22	9.259	n/a	2/15/2022	789	Yes	67	1.864	0.5465	0	None	sqrt(x)	0.000396	Param Inter 1 of 2
Chloride (mg/L)	BGWC-23	9.259	n/a	2/14/2022	925	Yes	67	1.864	0.5465	0	None	sqrt(x)	0.000396	Param Inter 1 of 2
Chloride (mg/L)	BGWC-24	9.259	n/a	2/15/2022	1120	Yes	67	1.864	0.5465	0	None	sqrt(x)	0.000396	Param Inter 1 of 2
Chloride (mg/L)	BGWC-30	9.259	n/a	2/14/2022	146	Yes	67	1.864	0.5465	0	None	sqrt(x)	0.000396	Param Inter 1 of 2
pH (s.u.)	BGWC-16	8.342	6.742	2/11/2022	6.57	Yes	79	57.52	5.646	0	None	x^2	0.000198	Param Inter 1 of 2
pH (s.u.)	BGWC-18	8.342	6.742	2/16/2022	6.37	Yes	79	57.52	5.646	0	None	x^2	0.000198	Param Inter 1 of 2
pH (s.u.)	BGWC-19	8.342	6.742	2/16/2022	6.57	Yes	79	57.52	5.646	0	None	x^2	0.000198	Param Inter 1 of 2
pH (s.u.)	BGWC-24	8.342	6.742	2/15/2022	6.66	Yes	79	57.52	5.646	0	None	x^2	0.000198	Param Inter 1 of 2
Sulfate (mg/L)	BGWC-10	78	n/a	2/11/2022	86.1	Yes	67	n/a	n/a	0	n/a	n/a	0.0004169	NP Inter (normality) 1 of 2
Sulfate (mg/L)	BGWC-12	78	n/a	2/11/2022	343	Yes	67	n/a	n/a	0	n/a	n/a	0.0004169	NP Inter (normality) 1 of 2
Sulfate (mg/L)	BGWC-14A	78	n/a	2/9/2022	130	Yes	67	n/a	n/a	0	n/a	n/a	0.0004169	NP Inter (normality) 1 of 2
Sulfate (mg/L)	BGWC-16	78	n/a	2/11/2022	358	Yes	67	n/a	n/a	0	n/a	n/a	0.0004169	NP Inter (normality) 1 of 2
Sulfate (mg/L)	BGWC-17	78	n/a	2/11/2022	88.7	Yes	67	n/a	n/a	0	n/a	n/a	0.0004169	NP Inter (normality) 1 of 2
Sulfate (mg/L)	BGWC-19	78	n/a	2/16/2022	79.6	Yes	67	n/a	n/a	0	n/a	n/a	0.0004169	NP Inter (normality) 1 of 2
Sulfate (mg/L)	BGWC-20	78	n/a	2/16/2022	555	Yes	67	n/a	n/a	0	n/a	n/a	0.0004169	NP Inter (normality) 1 of 2
Sulfate (mg/L)	BGWC-22	78	n/a	2/15/2022	789	Yes	67	n/a	n/a	0	n/a	n/a	0.0004169	NP Inter (normality) 1 of 2
Sulfate (mg/L)	BGWC-23	78	n/a	2/14/2022	622	Yes	67	n/a	n/a	0	n/a	n/a	0.0004169	NP Inter (normality) 1 of 2
Sulfate (mg/L)	BGWC-24	78	n/a	2/15/2022	473	Yes	67	n/a	n/a	0	n/a	n/a	0.0004169	NP Inter (normality) 1 of 2
Sulfate (mg/L)	BGWC-7	78	n/a	2/11/2022	225	Yes	67	n/a	n/a	0	n/a	n/a	0.0004169	NP Inter (normality) 1 of 2
Total Dissolved Solids (mg/L)	BGWC-12	468.1	n/a	2/11/2022	816	Yes	66	14.61	3.252	0	None	sqrt(x)	0.000396	Param Inter 1 of 2
Total Dissolved Solids (mg/L)	BGWC-16	468.1	n/a	2/11/2022	782	Yes	66	14.61	3.252	0	None	sqrt(x)	0.000396	Param Inter 1 of 2
Total Dissolved Solids (mg/L)	BGWC-20	468.1	n/a	2/16/2022	1180	Yes	66	14.61	3.252	0	None	sqrt(x)	0.000396	Param Inter 1 of 2
Total Dissolved Solids (mg/L)	BGWC-22	468.1	n/a	2/15/2022	3340	Yes	66	14.61	3.252	0	None	sqrt(x)	0.000396	Param Inter 1 of 2
Total Dissolved Solids (mg/L)	BGWC-23	468.1	n/a	2/14/2022	3350	Yes	66	14.61	3.252	0	None	sqrt(x)	0.000396	Param Inter 1 of 2
Total Dissolved Solids (mg/L)	BGWC-24	468.1	n/a	2/15/2022	3890	Yes	66	14.61	3.252	0	None	sqrt(x)	0.000396	Param Inter 1 of 2
Total Dissolved Solids (mg/L)	BGWC-30	468.1	n/a	2/14/2022	618	Yes	66	14.61	3.252	0	None	sqrt(x)	0.000396	Param Inter 1 of 2
Total Dissolved Solids (mg/L)	BGWC-7	468.1	n/a	2/11/2022	618	Yes	66	14.61	3.252	0	None	sqrt(x)	0.000396	Param Inter 1 of 2

Interwell Prediction Limits - All Results

Plant Bowen Client: Southern Company Data: Bowen AP-1 Printed 5/23/2022, 9:50 AM

Constituent	Well	Upper Lim.	Lower Lim.	Date	Observ.	Sig.	Bg N	Bg Mean	Std. Dev.	%NDs	ND Adj.	Transform	Alpha	Method
Boron (mg/L)	**BGWC-10**	**0.04002**	**n/a**	**2/11/2022**	**0.5**	**Yes**	**68**	**0.1168**	**0.03863**	**17.65**	**Kaplan-Meier**	**sqrt(x)**	**0.000396**	**Param Inter 1 of 2**
Boron (mg/L)	**BGWC-12**	**0.04002**	**n/a**	**2/11/2022**	**1.2**	**Yes**	**68**	**0.1168**	**0.03863**	**17.65**	**Kaplan-Meier**	**sqrt(x)**	**0.000396**	**Param Inter 1 of 2**
Boron (mg/L)	**BGWC-14A**	**0.04002**	**n/a**	**2/9/2022**	**0.57**	**Yes**	**68**	**0.1168**	**0.03863**	**17.65**	**Kaplan-Meier**	**sqrt(x)**	**0.000396**	**Param Inter 1 of 2**
Boron (mg/L)	**BGWC-16**	**0.04002**	**n/a**	**2/11/2022**	**1.5**	**Yes**	**68**	**0.1168**	**0.03863**	**17.65**	**Kaplan-Meier**	**sqrt(x)**	**0.000396**	**Param Inter 1 of 2**
Boron (mg/L)	**BGWC-17**	**0.04002**	**n/a**	**2/11/2022**	**1.2**	**Yes**	**68**	**0.1168**	**0.03863**	**17.65**	**Kaplan-Meier**	**sqrt(x)**	**0.000396**	**Param Inter 1 of 2**
Boron (mg/L)	**BGWC-18**	**0.04002**	**n/a**	**2/16/2022**	**0.56**	**Yes**	**68**	**0.1168**	**0.03863**	**17.65**	**Kaplan-Meier**	**sqrt(x)**	**0.000396**	**Param Inter 1 of 2**
Boron (mg/L)	**BGWC-19**	**0.04002**	**n/a**	**2/16/2022**	**0.35**	**Yes**	**68**	**0.1168**	**0.03863**	**17.65**	**Kaplan-Meier**	**sqrt(x)**	**0.000396**	**Param Inter 1 of 2**
Boron (mg/L)	**BGWC-20**	**0.04002**	**n/a**	**2/16/2022**	**4.2**	**Yes**	**68**	**0.1168**	**0.03863**	**17.65**	**Kaplan-Meier**	**sqrt(x)**	**0.000396**	**Param Inter 1 of 2**
Boron (mg/L)	**BGWC-21**	**0.04002**	**n/a**	**2/16/2022**	**0.053**	**Yes**	**68**	**0.1168**	**0.03863**	**17.65**	**Kaplan-Meier**	**sqrt(x)**	**0.000396**	**Param Inter 1 of 2**
Boron (mg/L)	**BGWC-22**	**0.04002**	**n/a**	**2/15/2022**	**19.3**	**Yes**	**68**	**0.1168**	**0.03863**	**17.65**	**Kaplan-Meier**	**sqrt(x)**	**0.000396**	**Param Inter 1 of 2**
Boron (mg/L)	**BGWC-23**	**0.04002**	**n/a**	**2/14/2022**	**18.1**	**Yes**	**68**	**0.1168**	**0.03863**	**17.65**	**Kaplan-Meier**	**sqrt(x)**	**0.000396**	**Param Inter 1 of 2**
Boron (mg/L)	**BGWC-24**	**0.04002**	**n/a**	**2/15/2022**	**28.5**	**Yes**	**68**	**0.1168**	**0.03863**	**17.65**	**Kaplan-Meier**	**sqrt(x)**	**0.000396**	**Param Inter 1 of 2**
Boron (mg/L)	**BGWC-25**	**0.04002**	**n/a**	**2/16/2022**	**0.048**	**Yes**	**68**	**0.1168**	**0.03863**	**17.65**	**Kaplan-Meier**	**sqrt(x)**	**0.000396**	**Param Inter 1 of 2**
Boron (mg/L)	**BGWC-30**	**0.04002**	**n/a**	**2/14/2022**	**3.5**	**Yes**	**68**	**0.1168**	**0.03863**	**17.65**	**Kaplan-Meier**	**sqrt(x)**	**0.000396**	**Param Inter 1 of 2**
Boron (mg/L)	**BGWC-7**	**0.04002**	**n/a**	**2/11/2022**	**1.2**	**Yes**	**68**	**0.1168**	**0.03863**	**17.65**	**Kaplan-Meier**	**sqrt(x)**	**0.000396**	**Param Inter 1 of 2**
Boron (mg/L)	**BGWC-8**	**0.04002**	**n/a**	**2/10/2022**	**0.051**	**Yes**	**68**	**0.1168**	**0.03863**	**17.65**	**Kaplan-Meier**	**sqrt(x)**	**0.000396**	**Param Inter 1 of 2**
Boron (mg/L)	**BGWC-9**	**0.04002**	**n/a**	**2/10/2022**	**0.46**	**Yes**	**68**	**0.1168**	**0.03863**	**17.65**	**Kaplan-Meier**	**sqrt(x)**	**0.000396**	**Param Inter 1 of 2**
Calcium (mg/L)	BGWC-10	117	n/a	2/11/2022	66.2	No	68	n/a	n/a	0	n/a	n/a	0.0004041	NP Inter (normality) 1 of 2
Calcium (mg/L)	**BGWC-12**	**117**	**n/a**	**2/11/2022**	**164**	**Yes**	**68**	**n/a**	**n/a**	**0**	**n/a**	**n/a**	**0.0004041**	**NP Inter (normality) 1 of 2**
Calcium (mg/L)	BGWC-14A	117	n/a	2/9/2022	97.5	No	68	n/a	n/a	0	n/a	n/a	0.0004041	NP Inter (normality) 1 of 2
Calcium (mg/L)	**BGWC-16**	**117**	**n/a**	**2/11/2022**	**160**	**Yes**	**68**	**n/a**	**n/a**	**0**	**n/a**	**n/a**	**0.0004041**	**NP Inter (normality) 1 of 2**
Calcium (mg/L)	BGWC-17	117	n/a	2/11/2022	83.5	No	68	n/a	n/a	0	n/a	n/a	0.0004041	NP Inter (normality) 1 of 2
Calcium (mg/L)	BGWC-18	117	n/a	2/16/2022	49	No	68	n/a	n/a	0	n/a	n/a	0.0004041	NP Inter (normality) 1 of 2
Calcium (mg/L)	BGWC-19	117	n/a	2/16/2022	60.5	No	68	n/a	n/a	0	n/a	n/a	0.0004041	NP Inter (normality) 1 of 2
Calcium (mg/L)	**BGWC-20**	**117**	**n/a**	**2/16/2022**	**288**	**Yes**	**68**	**n/a**	**n/a**	**0**	**n/a**	**n/a**	**0.0004041**	**NP Inter (normality) 1 of 2**
Calcium (mg/L)	BGWC-21	117	n/a	2/16/2022	44.1	No	68	n/a	n/a	0	n/a	n/a	0.0004041	NP Inter (normality) 1 of 2
Calcium (mg/L)	**BGWC-22**	**117**	**n/a**	**2/15/2022**	**680**	**Yes**	**68**	**n/a**	**n/a**	**0**	**n/a**	**n/a**	**0.0004041**	**NP Inter (normality) 1 of 2**
Calcium (mg/L)	**BGWC-23**	**117**	**n/a**	**2/14/2022**	**740**	**Yes**	**68**	**n/a**	**n/a**	**0**	**n/a**	**n/a**	**0.0004041**	**NP Inter (normality) 1 of 2**
Calcium (mg/L)	**BGWC-24**	**117**	**n/a**	**2/15/2022**	**791**	**Yes**	**68**	**n/a**	**n/a**	**0**	**n/a**	**n/a**	**0.0004041**	**NP Inter (normality) 1 of 2**
Calcium (mg/L)	BGWC-25	117	n/a	2/16/2022	51.4	No	68	n/a	n/a	0	n/a	n/a	0.0004041	NP Inter (normality) 1 of 2
Calcium (mg/L)	**BGWC-30**	**117**	**n/a**	**2/14/2022**	**129**	**Yes**	**68**	**n/a**	**n/a**	**0**	**n/a**	**n/a**	**0.0004041**	**NP Inter (normality) 1 of 2**
Calcium (mg/L)	**BGWC-7**	**117**	**n/a**	**2/11/2022**	**148**	**Yes**	**68**	**n/a**	**n/a**	**0**	**n/a**	**n/a**	**0.0004041**	**NP Inter (normality) 1 of 2**
Calcium (mg/L)	BGWC-8	117	n/a	2/10/2022	44.9	No	68	n/a	n/a	0	n/a	n/a	0.0004041	NP Inter (normality) 1 of 2
Calcium (mg/L)	BGWC-9	117	n/a	2/10/2022	65.6	No	68	n/a	n/a	0	n/a	n/a	0.0004041	NP Inter (normality) 1 of 2
Chloride (mg/L)	**BGWC-10**	**9.259**	**n/a**	**2/11/2022**	**28.2**	**Yes**	**67**	**1.864**	**0.5465**	**0**	**None**	**sqrt(x)**	**0.000396**	**Param Inter 1 of 2**
Chloride (mg/L)	**BGWC-12**	**9.259**	**n/a**	**2/11/2022**	**16.4**	**Yes**	**67**	**1.864**	**0.5465**	**0**	**None**	**sqrt(x)**	**0.000396**	**Param Inter 1 of 2**
Chloride (mg/L)	**BGWC-14A**	**9.259**	**n/a**	**2/9/2022**	**10.8**	**Yes**	**67**	**1.864**	**0.5465**	**0**	**None**	**sqrt(x)**	**0.000396**	**Param Inter 1 of 2**
Chloride (mg/L)	**BGWC-16**	**9.259**	**n/a**	**2/11/2022**	**22.3**	**Yes**	**67**	**1.864**	**0.5465**	**0**	**None**	**sqrt(x)**	**0.000396**	**Param Inter 1 of 2**
Chloride (mg/L)	**BGWC-17**	**9.259**	**n/a**	**2/11/2022**	**38.5**	**Yes**	**67**	**1.864**	**0.5465**	**0**	**None**	**sqrt(x)**	**0.000396**	**Param Inter 1 of 2**
Chloride (mg/L)	BGWC-18	9.259	n/a	2/16/2022	7.7	No	67	1.864	0.5465	0	None	sqrt(x)	0.000396	Param Inter 1 of 2
Chloride (mg/L)	BGWC-19	9.259	n/a	2/16/2022	6.7	No	67	1.864	0.5465	0	None	sqrt(x)	0.000396	Param Inter 1 of 2
Chloride (mg/L)	**BGWC-20**	**9.259**	**n/a**	**2/16/2022**	**141**	**Yes**	**67**	**1.864**	**0.5465**	**0**	**None**	**sqrt(x)**	**0.000396**	**Param Inter 1 of 2**
Chloride (mg/L)	BGWC-21	9.259	n/a	2/16/2022	4	No	67	1.864	0.5465	0	None	sqrt(x)	0.000396	Param Inter 1 of 2
Chloride (mg/L)	**BGWC-22**	**9.259**	**n/a**	**2/15/2022**	**789**	**Yes**	**67**	**1.864**	**0.5465**	**0**	**None**	**sqrt(x)**	**0.000396**	**Param Inter 1 of 2**
Chloride (mg/L)	**BGWC-23**	**9.259**	**n/a**	**2/14/2022**	**925**	**Yes**	**67**	**1.864**	**0.5465**	**0**	**None**	**sqrt(x)**	**0.000396**	**Param Inter 1 of 2**
Chloride (mg/L)	**BGWC-24**	**9.259**	**n/a**	**2/15/2022**	**1120**	**Yes**	**67**	**1.864**	**0.5465**	**0**	**None**	**sqrt(x)**	**0.000396**	**Param Inter 1 of 2**
Chloride (mg/L)	BGWC-25	9.259	n/a	2/16/2022	5.7	No	67	1.864	0.5465	0	None	sqrt(x)	0.000396	Param Inter 1 of 2
Chloride (mg/L)	**BGWC-30**	**9.259**	**n/a**	**2/14/2022**	**146**	**Yes**	**67**	**1.864**	**0.5465**	**0**	**None**	**sqrt(x)**	**0.000396**	**Param Inter 1 of 2**
Chloride (mg/L)	BGWC-7	9.259	n/a	2/11/2022	8	No	67	1.864	0.5465	0	None	sqrt(x)	0.000396	Param Inter 1 of 2
Chloride (mg/L)	BGWC-8	9.259	n/a	2/10/2022	1.6	No	67	1.864	0.5465	0	None	sqrt(x)	0.000396	Param Inter 1 of 2
Chloride (mg/L)	BGWC-9	9.259	n/a	2/10/2022	8.9	No	67	1.864	0.5465	0	None	sqrt(x)	0.000396	Param Inter 1 of 2
Fluoride (mg/L)	BGWC-10	0.57	n/a	2/11/2022	0.1ND	No	78	n/a	n/a	52.56	n/a	n/a	0.0003105	NP Inter (NDs) 1 of 2
Fluoride (mg/L)	BGWC-12	0.57	n/a	2/11/2022	0.1ND	No	78	n/a	n/a	52.56	n/a	n/a	0.0003105	NP Inter (NDs) 1 of 2
Fluoride (mg/L)	BGWC-14A	0.57	n/a	2/9/2022	0.1ND	No	78	n/a	n/a	52.56	n/a	n/a	0.0003105	NP Inter (NDs) 1 of 2
Fluoride (mg/L)	BGWC-16	0.57	n/a	2/11/2022	0.056J	No	78	n/a	n/a	52.56	n/a	n/a	0.0003105	NP Inter (NDs) 1 of 2
Fluoride (mg/L)	BGWC-17	0.57	n/a	2/11/2022	0.1	No	78	n/a	n/a	52.56	n/a	n/a	0.0003105	NP Inter (NDs) 1 of 2
Fluoride (mg/L)	BGWC-18	0.57	n/a	2/16/2022	0.1ND	No	78	n/a	n/a	52.56	n/a	n/a	0.0003105	NP Inter (NDs) 1 of 2
Fluoride (mg/L)	BGWC-19	0.57	n/a	2/16/2022	0.1ND	No	78	n/a	n/a	52.56	n/a	n/a	0.0003105	NP Inter (NDs) 1 of 2
Fluoride (mg/L)	BGWC-20	0.57	n/a	2/16/2022	0.1ND	No	78	n/a	n/a	52.56	n/a	n/a	0.0003105	NP Inter (NDs) 1 of 2
Fluoride (mg/L)	BGWC-21	0.57	n/a	2/16/2022	0.1ND	No	78	n/a	n/a	52.56	n/a	n/a	0.0003105	NP Inter (NDs) 1 of 2

Interwell Prediction Limits - All Results

Plant Bowen Client: Southern Company Data: Bowen AP-1 Printed 5/23/2022, 9:50 AM

Constituent	Well	Upper Lim.	Lower Lim.	Date	Observ.	Sig.	Bg N	Bg Mean	Std. Dev.	%NDs	ND Adj.	Transform	Alpha	Method
Fluoride (mg/L)	BGWC-22	0.57	n/a	2/15/2022	0.24	No	78	n/a	n/a	52.56	n/a	n/a	0.0003105	NP Inter (NDs) 1 of 2
Fluoride (mg/L)	BGWC-23	0.57	n/a	2/14/2022	0.1ND	No	78	n/a	n/a	52.56	n/a	n/a	0.0003105	NP Inter (NDs) 1 of 2
Fluoride (mg/L)	BGWC-24	0.57	n/a	2/15/2022	0.1ND	No	78	n/a	n/a	52.56	n/a	n/a	0.0003105	NP Inter (NDs) 1 of 2
Fluoride (mg/L)	BGWC-25	0.57	n/a	2/16/2022	0.1ND	No	78	n/a	n/a	52.56	n/a	n/a	0.0003105	NP Inter (NDs) 1 of 2
Fluoride (mg/L)	BGWC-30	0.57	n/a	2/14/2022	0.075J	No	78	n/a	n/a	52.56	n/a	n/a	0.0003105	NP Inter (NDs) 1 of 2
Fluoride (mg/L)	BGWC-7	0.57	n/a	2/11/2022	0.12	No	78	n/a	n/a	52.56	n/a	n/a	0.0003105	NP Inter (NDs) 1 of 2
Fluoride (mg/L)	BGWC-8	0.57	n/a	2/10/2022	0.1ND	No	78	n/a	n/a	52.56	n/a	n/a	0.0003105	NP Inter (NDs) 1 of 2
Fluoride (mg/L)	BGWC-9	0.57	n/a	2/10/2022	0.071J	No	78	n/a	n/a	52.56	n/a	n/a	0.0003105	NP Inter (NDs) 1 of 2
pH (s.u.)	BGWC-10	8.342	6.742	2/11/2022	7.58	No	79	57.52	5.646	0	None	x^2	0.000198	Param Inter 1 of 2
pH (s.u.)	BGWC-12	8.342	6.742	2/11/2022	7.18	No	79	57.52	5.646	0	None	x^2	0.000198	Param Inter 1 of 2
pH (s.u.)	BGWC-14A	8.342	6.742	2/9/2022	7.01	No	79	57.52	5.646	0	None	x^2	0.000198	Param Inter 1 of 2
pH (s.u.)	**BGWC-16**	**8.342**	**6.742**	**2/11/2022**	**6.57**	**Yes**	**79**	**57.52**	**5.646**	**0**	**None**	**x^2**	**0.000198**	**Param Inter 1 of 2**
pH (s.u.)	BGWC-17	8.342	6.742	2/11/2022	7.27	No	79	57.52	5.646	0	None	x^2	0.000198	Param Inter 1 of 2
pH (s.u.)	**BGWC-18**	**8.342**	**6.742**	**2/16/2022**	**6.37**	**Yes**	**79**	**57.52**	**5.646**	**0**	**None**	**x^2**	**0.000198**	**Param Inter 1 of 2**
pH (s.u.)	**BGWC-19**	**8.342**	**6.742**	**2/16/2022**	**6.57**	**Yes**	**79**	**57.52**	**5.646**	**0**	**None**	**x^2**	**0.000198**	**Param Inter 1 of 2**
pH (s.u.)	BGWC-20	8.342	6.742	2/16/2022	7.31	No	79	57.52	5.646	0	None	x^2	0.000198	Param Inter 1 of 2
pH (s.u.)	BGWC-21	8.342	6.742	2/16/2022	7.9	No	79	57.52	5.646	0	None	x^2	0.000198	Param Inter 1 of 2
pH (s.u.)	BGWC-22	8.342	6.742	2/15/2022	6.89	No	79	57.52	5.646	0	None	x^2	0.000198	Param Inter 1 of 2
pH (s.u.)	BGWC-23	8.342	6.742	2/14/2022	7.15	No	79	57.52	5.646	0	None	x^2	0.000198	Param Inter 1 of 2
pH (s.u.)	**BGWC-24**	**8.342**	**6.742**	**2/15/2022**	**6.66**	**Yes**	**79**	**57.52**	**5.646**	**0**	**None**	**x^2**	**0.000198**	**Param Inter 1 of 2**
pH (s.u.)	BGWC-25	8.342	6.742	2/16/2022	7.3	No	79	57.52	5.646	0	None	x^2	0.000198	Param Inter 1 of 2
pH (s.u.)	BGWC-30	8.342	6.742	2/14/2022	7.29	No	79	57.52	5.646	0	None	x^2	0.000198	Param Inter 1 of 2
pH (s.u.)	BGWC-7	8.342	6.742	2/11/2022	7.05	No	79	57.52	5.646	0	None	x^2	0.000198	Param Inter 1 of 2
pH (s.u.)	BGWC-8	8.342	6.742	2/10/2022	7.59	No	79	57.52	5.646	0	None	x^2	0.000198	Param Inter 1 of 2
pH (s.u.)	BGWC-9	8.342	6.742	2/10/2022	7.28	No	79	57.52	5.646	0	None	x^2	0.000198	Param Inter 1 of 2
Sulfate (mg/L)	**BGWC-10**	**78**	**n/a**	**2/11/2022**	**86.1**	**Yes**	**67**	**n/a**	**n/a**	**0**	**n/a**	**n/a**	**0.0004169**	**NP Inter (normality) 1 of 2**
Sulfate (mg/L)	**BGWC-12**	**78**	**n/a**	**2/11/2022**	**343**	**Yes**	**67**	**n/a**	**n/a**	**0**	**n/a**	**n/a**	**0.0004169**	**NP Inter (normality) 1 of 2**
Sulfate (mg/L)	**BGWC-14A**	**78**	**n/a**	**2/9/2022**	**130**	**Yes**	**67**	**n/a**	**n/a**	**0**	**n/a**	**n/a**	**0.0004169**	**NP Inter (normality) 1 of 2**
Sulfate (mg/L)	**BGWC-16**	**78**	**n/a**	**2/11/2022**	**358**	**Yes**	**67**	**n/a**	**n/a**	**0**	**n/a**	**n/a**	**0.0004169**	**NP Inter (normality) 1 of 2**
Sulfate (mg/L)	**BGWC-17**	**78**	**n/a**	**2/11/2022**	**88.7**	**Yes**	**67**	**n/a**	**n/a**	**0**	**n/a**	**n/a**	**0.0004169**	**NP Inter (normality) 1 of 2**
Sulfate (mg/L)	BGWC-18	78	n/a	2/16/2022	61.5	No	67	n/a	n/a	0	n/a	n/a	0.0004169	NP Inter (normality) 1 of 2
Sulfate (mg/L)	**BGWC-19**	**78**	**n/a**	**2/16/2022**	**79.6**	**Yes**	**67**	**n/a**	**n/a**	**0**	**n/a**	**n/a**	**0.0004169**	**NP Inter (normality) 1 of 2**
Sulfate (mg/L)	**BGWC-20**	**78**	**n/a**	**2/16/2022**	**555**	**Yes**	**67**	**n/a**	**n/a**	**0**	**n/a**	**n/a**	**0.0004169**	**NP Inter (normality) 1 of 2**
Sulfate (mg/L)	BGWC-21	78	n/a	2/16/2022	48.7	No	67	n/a	n/a	0	n/a	n/a	0.0004169	NP Inter (normality) 1 of 2
Sulfate (mg/L)	**BGWC-22**	**78**	**n/a**	**2/15/2022**	**789**	**Yes**	**67**	**n/a**	**n/a**	**0**	**n/a**	**n/a**	**0.0004169**	**NP Inter (normality) 1 of 2**
Sulfate (mg/L)	**BGWC-23**	**78**	**n/a**	**2/14/2022**	**622**	**Yes**	**67**	**n/a**	**n/a**	**0**	**n/a**	**n/a**	**0.0004169**	**NP Inter (normality) 1 of 2**
Sulfate (mg/L)	**BGWC-24**	**78**	**n/a**	**2/15/2022**	**473**	**Yes**	**67**	**n/a**	**n/a**	**0**	**n/a**	**n/a**	**0.0004169**	**NP Inter (normality) 1 of 2**
Sulfate (mg/L)	BGWC-25	78	n/a	2/16/2022	13.7	No	67	n/a	n/a	0	n/a	n/a	0.0004169	NP Inter (normality) 1 of 2
Sulfate (mg/L)	BGWC-30	78	n/a	2/14/2022	74.4	No	67	n/a	n/a	0	n/a	n/a	0.0004169	NP Inter (normality) 1 of 2
Sulfate (mg/L)	**BGWC-7**	**78**	**n/a**	**2/11/2022**	**225**	**Yes**	**67**	**n/a**	**n/a**	**0**	**n/a**	**n/a**	**0.0004169**	**NP Inter (normality) 1 of 2**
Sulfate (mg/L)	BGWC-8	78	n/a	2/10/2022	27.2	No	67	n/a	n/a	0	n/a	n/a	0.0004169	NP Inter (normality) 1 of 2
Sulfate (mg/L)	BGWC-9	78	n/a	2/10/2022	70	No	67	n/a	n/a	0	n/a	n/a	0.0004169	NP Inter (normality) 1 of 2
Total Dissolved Solids (mg/L)	BGWC-10	468.1	n/a	2/11/2022	360	No	66	14.61	3.252	0	None	sqrt(x)	0.000396	Param Inter 1 of 2
Total Dissolved Solids (mg/L)	**BGWC-12**	**468.1**	**n/a**	**2/11/2022**	**816**	**Yes**	**66**	**14.61**	**3.252**	**0**	**None**	**sqrt(x)**	**0.000396**	**Param Inter 1 of 2**
Total Dissolved Solids (mg/L)	BGWC-14A	468.1	n/a	2/9/2022	468	No	66	14.61	3.252	0	None	sqrt(x)	0.000396	Param Inter 1 of 2
Total Dissolved Solids (mg/L)	**BGWC-16**	**468.1**	**n/a**	**2/11/2022**	**782**	**Yes**	**66**	**14.61**	**3.252**	**0**	**None**	**sqrt(x)**	**0.000396**	**Param Inter 1 of 2**
Total Dissolved Solids (mg/L)	BGWC-17	468.1	n/a	2/11/2022	392	No	66	14.61	3.252	0	None	sqrt(x)	0.000396	Param Inter 1 of 2
Total Dissolved Solids (mg/L)	BGWC-18	468.1	n/a	2/16/2022	253	No	66	14.61	3.252	0	None	sqrt(x)	0.000396	Param Inter 1 of 2
Total Dissolved Solids (mg/L)	BGWC-19	468.1	n/a	2/16/2022	288	No	66	14.61	3.252	0	None	sqrt(x)	0.000396	Param Inter 1 of 2
Total Dissolved Solids (mg/L)	**BGWC-20**	**468.1**	**n/a**	**2/16/2022**	**1180**	**Yes**	**66**	**14.61**	**3.252**	**0**	**None**	**sqrt(x)**	**0.000396**	**Param Inter 1 of 2**
Total Dissolved Solids (mg/L)	BGWC-21	468.1	n/a	2/16/2022	235	No	66	14.61	3.252	0	None	sqrt(x)	0.000396	Param Inter 1 of 2
Total Dissolved Solids (mg/L)	**BGWC-22**	**468.1**	**n/a**	**2/15/2022**	**3340**	**Yes**	**66**	**14.61**	**3.252**	**0**	**None**	**sqrt(x)**	**0.000396**	**Param Inter 1 of 2**
Total Dissolved Solids (mg/L)	**BGWC-23**	**468.1**	**n/a**	**2/14/2022**	**3350**	**Yes**	**66**	**14.61**	**3.252**	**0**	**None**	**sqrt(x)**	**0.000396**	**Param Inter 1 of 2**
Total Dissolved Solids (mg/L)	**BGWC-24**	**468.1**	**n/a**	**2/15/2022**	**3890**	**Yes**	**66**	**14.61**	**3.252**	**0**	**None**	**sqrt(x)**	**0.000396**	**Param Inter 1 of 2**
Total Dissolved Solids (mg/L)	BGWC-25	468.1	n/a	2/16/2022	235	No	66	14.61	3.252	0	None	sqrt(x)	0.000396	Param Inter 1 of 2
Total Dissolved Solids (mg/L)	**BGWC-30**	**468.1**	**n/a**	**2/14/2022**	**618**	**Yes**	**66**	**14.61**	**3.252**	**0**	**None**	**sqrt(x)**	**0.000396**	**Param Inter 1 of 2**
Total Dissolved Solids (mg/L)	**BGWC-7**	**468.1**	**n/a**	**2/11/2022**	**618**	**Yes**	**66**	**14.61**	**3.252**	**0**	**None**	**sqrt(x)**	**0.000396**	**Param Inter 1 of 2**
Total Dissolved Solids (mg/L)	BGWC-8	468.1	n/a	2/10/2022	259	No	66	14.61	3.252	0	None	sqrt(x)	0.000396	Param Inter 1 of 2
Total Dissolved Solids (mg/L)	BGWC-9	468.1	n/a	2/10/2022	304	No	66	14.61	3.252	0	None	sqrt(x)	0.000396	Param Inter 1 of 2

Sanitas™ v.9.6.33 Groundwater Stats Consulting. UG

Exceeds Limit: BGWC-10, BGWC-12, BGWC-14A, BGWC-16, BGWC-17, BGWC-18, BGWC-19, BGWC-20, BGWC-21, BGWC-22...

Prediction Limit

Interwell Parametric

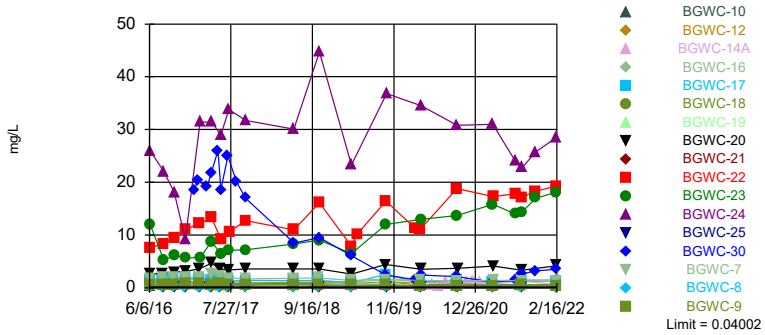

Background Data Summary (based on square root transformation) (after Kaplan-Meier Adjustment): Mean=0.1168, Std. Dev.=0.03863, n=68, 17.65% NDs. Normality test: Shapiro Francia @alpha = 0.01, calculated = 0.9603, critical = 0.95. Kappa = 2.155 (c=7, w=19, 1 of 2, event alpha = 0.05132). Report alpha = 0.007498. Individual comparison alpha = 0.000396. Comparing 17 points to limit. Assumes 2 future values.

Constituent: Boron Analysis Run 5/23/2022 9:48 AM View: Appendix III

Plant Bowen Client: Southern Company Data: Bowen AP-1

Sanitas™ v.9.6.33 Groundwater Stats Consulting. UG

Exceeds Limit: BGWC-12, BGWC-16, BGWC-20, BGWC-22, BGWC-23, BGWC-24, BGWC-30, BGWC-7

Prediction Limit

Interwell Non-parametric

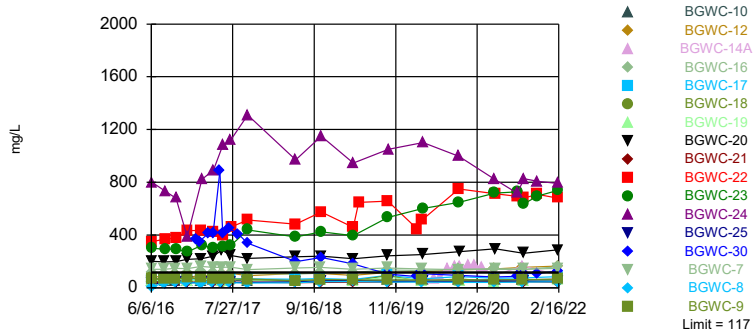

Non-parametric test used in lieu of parametric prediction limit because the Shapiro Francia normality test showed the data to be non-normal at the 0.01 alpha level. Limit is highest of 68 background values. Annual per-constituent alpha = 0.01524. Individual comparison alpha = 0.0004041 (1 of 2). Comparing 17 points to limit. Assumes 2 future values.

Constituent: Calcium Analysis Run 5/23/2022 9:48 AM View: Appendix III

Plant Bowen Client: Southern Company Data: Bowen AP-1

Sanitas™ v.9.6.33 Groundwater Stats Consulting. UG

Exceeds Limit: BGWC-10, BGWC-12, BGWC-14A, BGWC-16, BGWC-17, BGWC-20, BGWC-22, BGWC-23, BGWC-24, BGWC-30...

Prediction Limit

Interwell Parametric

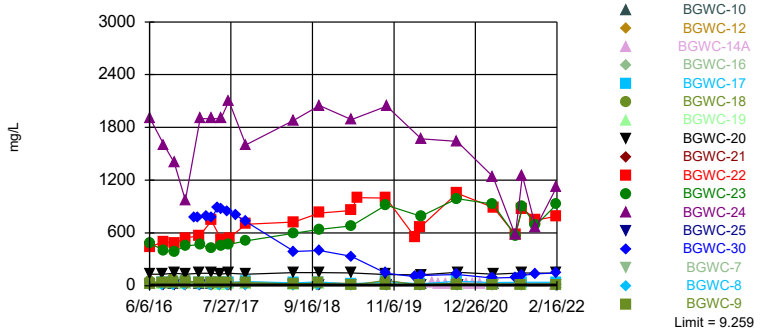

Background Data Summary (based on square root transformation): Mean=1.864, Std. Dev.=0.5465, n=67. Normality test: Shapiro Francia @alpha = 0.01, calculated = 0.9625, critical = 0.949. Kappa = 2.157 (c=7, w=19, 1 of 2, event alpha = 0.05132). Report alpha = 0.007498. Individual comparison alpha = 0.000396. Comparing 17 points to limit. Assumes 2 future values.

Constituent: Chloride Analysis Run 5/23/2022 9:48 AM View: Appendix III

Plant Bowen Client: Southern Company Data: Bowen AP-1

Sanitas™ v.9.6.33 Groundwater Stats Consulting. UG

Hollow symbols indicate censored values.

Within Limit

Prediction Limit

Interwell Non-parametric

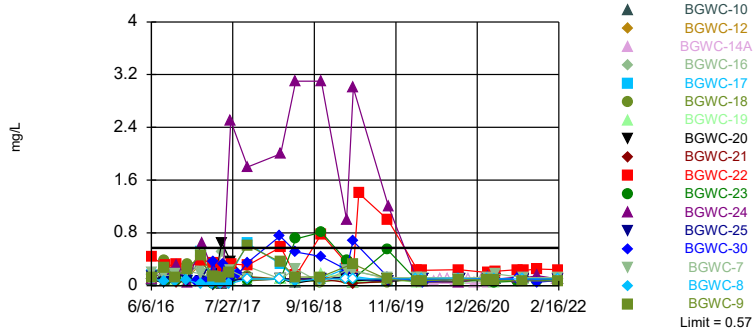

Non-parametric test used in lieu of parametric prediction limit because censored data exceeded 50%. Limit is highest of 78 background values. 52.56% NDs. Annual per-constituent alpha = 0.01173. Individual comparison alpha = 0.0003105 (1 of 2). Comparing 17 points to limit. Assumes 2 future values.

Constituent: Fluoride Analysis Run 5/23/2022 9:48 AM View: Appendix III

Plant Bowen Client: Southern Company Data: Bowen AP-1

Sanitas™ v.9.6.33 Groundwater Stats Consulting. UG

Exceeds Limits: BGWC-16, BGWC-18, BGWC-19, BGWC-24

Prediction Limit

Interwell Parametric

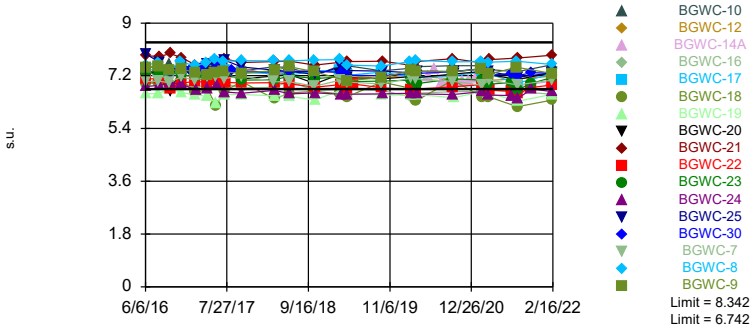

Background Data Summary (based on square transformation): Mean=57.52, Std. Dev.=5.646, n=79. Normality test: Shapiro Francia @alpha = 0.01, calculated = 0.9585, critical = 0.957. Kappa = 2.138 (c=7, w=19, 1 of 2, event alpha = 0.05132). Report alpha = 0.007498. Individual comparison alpha = 0.000198. Comparing 17 points to limit. Assumes 2 future values.

Constituent: pH Analysis Run 5/23/2022 9:48 AM View: Appendix III

Plant Bowen Client: Southern Company Data: Bowen AP-1

Sanitas™ v.9.6.33 Groundwater Stats Consulting. UG

Exceeds Limit: BGWC-10, BGWC-12, BGWC-14A, BGWC-16, BGWC-17, BGWC-19, BGWC-20, BGWC-22, BGWC-23, BGWC-24...

Prediction Limit

Interwell Non-parametric

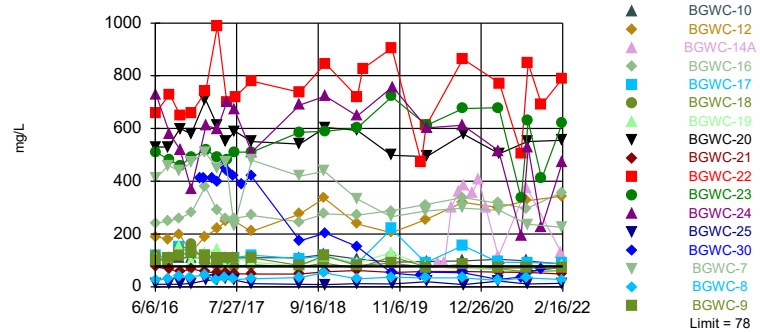

Non-parametric test used in lieu of parametric prediction limit because the Shapiro Francia normality test showed the data to be non-normal at the 0.01 alpha level. Limit is highest of 67 background values. Annual per-constituent alpha = 0.01572. Individual comparison alpha = 0.0004169 (1 of 2). Comparing 17 points to limit. Assumes 2 future values.

Constituent: Sulfate Analysis Run 5/23/2022 9:48 AM View: Appendix III

Plant Bowen Client: Southern Company Data: Bowen AP-1

Sanitas™ v.9.6.33 Groundwater Stats Consulting. UG

Exceeds Limit: BGWC-12, BGWC-16, BGWC-20, BGWC-22, BGWC-23, BGWC-24, BGWC-30, BGWC-7

Prediction Limit

Interwell Parametric

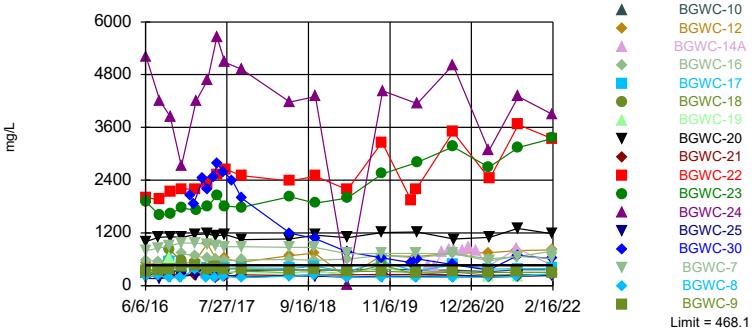

Background Data Summary (based on square root transformation): Mean=14.61, Std. Dev.=3.252, n=66. Normality test: Shapiro Francia @alpha = 0.01, calculated = 0.9594, critical = 0.948. Kappa = 2.159 (c=7, w=19, 1 of 2, event alpha = 0.05132). Report alpha = 0.007498. Individual comparison alpha = 0.000396. Comparing 17 points to limit. Assumes 2 future values.

Constituent: Total Dissolved Solids Analysis Run 5/23/2022 9:48 AM View: Appendix III

Plant Bowen Client: Southern Company Data: Bowen AP-1

Prediction Limit

Constituent: Boron (mg/L) Analysis Run 5/23/2022 9:50 AM View: Appendix III

Plant Bowen Client: Southern Company Data: Bowen AP-1

	BGWA-2 (bg)	BGWC-9	BGWC-16	BGWC-17	BGWC-12	BGWC-10	BGWC-8	BGWC-19	BGWC-18
6/6/2016	<0.04	0.55							
6/7/2016			1.7	1.5	1.1	0.37	0.02		
6/8/2016								0.49	1.2
6/9/2016									
8/9/2016	0.0336 (J)								
8/10/2016							0.117		
8/11/2016		0.612	1.37	1.41					
8/12/2016					0.867			0.647	0.895
8/15/2016									
8/16/2016						0.525			
8/18/2016									
8/22/2016									
10/3/2016	0.0226 (J)								
10/4/2016							0.177		
10/5/2016		0.659							
10/6/2016					0.863				
10/7/2016			1.49	1.76		0.492		0.868	1.33
10/10/2016									
11/29/2016	0.0085 (J)								
12/1/2016									
12/2/2016							0.0668		
12/5/2016		0.71			0.879				
12/6/2016			1.65	1.79		0.515			1.5
12/7/2016								0.51	
12/8/2016									
1/10/2017									
1/23/2017									
2/7/2017									
2/13/2017	<0.04								
2/14/2017							0.122		
2/15/2017		0.707			0.886				
2/16/2017			1.73	1.63		0.482		0.68	0.753
2/17/2017									
2/20/2017									
3/27/2017									
4/13/2017	0.0084 (J)								
4/14/2017							0.054		
4/17/2017		0.675							
4/18/2017			1.77		0.941	0.515			
4/19/2017				1.47				0.701	0.762
4/20/2017									
5/22/2017									
5/25/2017	0.01 (J)								
5/26/2017		0.711					0.0817		
5/30/2017			1.52	1.7					
6/1/2017								0.383	0.663
6/2/2017					1.02	0.513			
6/5/2017									
7/7/2017	0.009 (J)								
7/10/2017							0.0534		
7/11/2017		0.633							
7/12/2017						0.508			

Prediction Limit

Constituent: Boron (mg/L) Analysis Run 5/23/2022 9:50 AM View: Appendix III

Plant Bowen Client: Southern Company Data: Bowen AP-1

	BGWA-2 (bg)	BGWC-9	BGWC-16	BGWC-17	BGWC-12	BGWC-10	BGWC-8	BGWC-19	BGWC-18
7/13/2017					0.945				
7/14/2017			1.26	1.26				0.645	0.787
7/17/2017									
7/18/2017									
7/19/2017									
8/23/2017									
10/9/2017	0.0063 (J)								
10/10/2017		0.619			0.908		0.0515		
10/11/2017			1.36	1.37		0.486		0.594	0.889
10/12/2017									
6/12/2018	0.0058 (J)	0.56	1.3				0.074		
6/13/2018									
6/14/2018				1.4	1	0.54			0.75
6/15/2018								0.44	
10/16/2018	0.0066 (J)						0.16		
10/17/2018		0.61		1.4	1				
10/18/2018			1.3			0.49			0.8
10/19/2018								0.65	
10/22/2018									
4/1/2019	0.0076 (J)	0.5			0.86 (J)		0.046 (J)		
4/2/2019			1.1	0.95 (J)		0.51 (J)			0.56 (J)
4/3/2019								0.51	
4/4/2019									
5/2/2019	0.015 (J)								
7/9/2019									
9/23/2019	0.0069 (J)								
9/24/2019		0.51					0.06		
9/25/2019					1.1	0.49			
9/26/2019			1.5	2.5				0.96	1.1
9/27/2019									
9/30/2019									
2/19/2020									
2/21/2020									
2/25/2020									
2/26/2020									
3/18/2020	0.016 (J)						0.058		
3/19/2020		0.41	1.3	1	1				
3/20/2020								0.29	0.53
3/23/2020						0.5			
3/24/2020									
3/25/2020									
5/22/2020									
5/25/2020									
6/23/2020									
7/28/2020									
9/2/2020									
9/3/2020									
9/23/2020	0.0086 (J)						0.054 (J)		
9/24/2020		0.44	1.3	1.5		0.47			0.72
9/25/2020					1				
9/28/2020								0.4	
10/1/2020									

Prediction Limit

Constituent: Boron (mg/L) Analysis Run 5/23/2022 9:50 AM View: Appendix III

Plant Bowen Client: Southern Company Data: Bowen AP-1

	BGWA-2 (bg)	BGWC-9	BGWC-16	BGWC-17	BGWC-12	BGWC-10	BGWC-8	BGWC-19	BGWC-18
11/10/2020									
12/15/2020									
1/20/2021									
3/23/2021									
3/24/2021		0.45	1.3	1.1	1.2		0.04 (J)		0.5
3/25/2021									
3/26/2021	0.0094 (J)							0.24	
3/29/2021									
3/30/2021						0.56			
4/1/2021									
7/19/2021									
7/20/2021									
8/16/2021	0.013 (J)								
8/18/2021		0.47	1.5		1.2	0.51	0.093		
8/19/2021				1.3					0.57
8/20/2021								0.29	
8/23/2021									
8/25/2021									
11/1/2021									
2/9/2022	0.0099 (J)								
2/10/2022		0.46					0.051		
2/11/2022			1.5	1.2	1.2	0.5			
2/14/2022									
2/15/2022									
2/16/2022								0.35	0.56

Prediction Limit

Constituent: Boron (mg/L) Analysis Run 5/23/2022 9:50 AM View: Appendix III

Plant Bowen Client: Southern Company Data: Bowen AP-1

	BGWC-20	BGWC-22	BGWC-21	BGWC-25	BGWC-7	BGWC-24	BGWC-23	BGWA-29 (bg)	BGWC-30
6/6/2016									
6/7/2016									
6/8/2016	2.6	7.6	0.12	0.029 (J)	1.7				
6/9/2016						26	12		
8/9/2016									
8/10/2016									
8/11/2016					1.95				
8/12/2016	2.74								
8/15/2016				0.0228 (J)					
8/16/2016									
8/18/2016		8.37	0.191			22	5.2		
8/22/2016								0.0132 (J)	
10/3/2016									
10/4/2016								0.0065 (J)	
10/5/2016									
10/6/2016					2.06				
10/7/2016									
10/10/2016	3	9.46	0.13	0.0305 (J)		18.1	6.13		
11/29/2016									
12/1/2016								<0.04	
12/2/2016									
12/5/2016									
12/6/2016					2.05				
12/7/2016	3.08					9.19	5.7		
12/8/2016		11.1	0.144	0.0164 (J)					
1/10/2017								<0.04	
1/23/2017									18.6
2/7/2017									20.4
2/13/2017									
2/14/2017								<0.04	
2/15/2017					2.01				
2/16/2017									
2/17/2017	3.63	12.2	0.0685						
2/20/2017				0.0154 (J)		31.4	5.7		
3/27/2017									19.1
4/13/2017									
4/14/2017								<0.04	
4/17/2017									21.8
4/18/2017					2.58				
4/19/2017	4.68		0.0743			31.4	8.79		
4/20/2017		13.3		0.0283 (J)					
5/22/2017									26
5/25/2017								<0.04	
5/26/2017									
5/30/2017									
6/1/2017	3.57		0.0499	0.0467					
6/2/2017					2.22				
6/5/2017		9.19				29	6.39		18.6
7/7/2017									
7/10/2017								<0.04	
7/11/2017									25
7/12/2017									

Prediction Limit

Constituent: Boron (mg/L) Analysis Run 5/23/2022 9:50 AM View: Appendix III

Plant Bowen Client: Southern Company Data: Bowen AP-1

	BGWC-20	BGWC-22	BGWC-21	BGWC-25	BGWC-7	BGWC-24	BGWC-23	BGWA-29 (bg)	BGWC-30
7/13/2017									
7/14/2017					1.85				
7/17/2017				0.0171 (J)		33.8	7.06		
7/18/2017	3.37		0.0544						
7/19/2017		10.6							
8/23/2017									20.2
10/9/2017									
10/10/2017								<0.04	17
10/11/2017	3.54			0.0141 (J)	1.72	31.7	7.18		
10/12/2017		12.7	0.0494						
6/12/2018								0.0056 (J)	
6/13/2018	3.6				1.8	30.1	8.3		
6/14/2018		11	0.035 (J)	0.017 (J)					
6/15/2018									8.5
10/16/2018								0.0071 (J)	
10/17/2018									
10/18/2018					1.9				
10/19/2018			0.028 (J)						
10/22/2018	3.6	16.1		0.03 (J)		44.7	9		9.5
4/1/2019								0.0048 (J)	
4/2/2019					1.4				6.1 (J)
4/3/2019	2.6	7.9	0.12			23.3	6.5		
4/4/2019				0.02 (J)					
5/2/2019		10.1							
7/9/2019									
9/23/2019								0.0052 (J)	
9/24/2019					1.6				
9/25/2019									
9/26/2019	4.4								
9/27/2019		16.4					12		2.4
9/30/2019			0.04 (J)	0.038 (J)		36.8			
2/19/2020								0.0057 (J)	
2/21/2020									
2/25/2020		11.2							
2/26/2020									1.5
3/18/2020								0.0054 (J)	
3/19/2020					1.4				
3/20/2020		11.1	0.03 (J)						
3/23/2020	3.5						13		2.4
3/24/2020				0.032 (J)					
3/25/2020						34.5			
5/22/2020									
5/25/2020									
6/23/2020									
7/28/2020									
9/2/2020									
9/3/2020									
9/23/2020								<0.04	
9/24/2020		18.8	0.037 (J)				13.7		
9/25/2020					1.3	30.8			2.1
9/28/2020	3.7			0.049 (J)					
10/1/2020									

Prediction Limit

Constituent: Boron (mg/L) Analysis Run 5/23/2022 9:50 AM View: Appendix III

Plant Bowen Client: Southern Company Data: Bowen AP-1

	BGWC-20	BGWC-22	BGWC-21	BGWC-25	BGWC-7	BGWC-24	BGWC-23	BGWA-29 (bg)	BGWC-30
11/10/2020									
12/15/2020									
1/20/2021									
3/23/2021								<0.04	
3/24/2021									
3/25/2021									1.1
3/26/2021				0.17		31	15.8		
3/29/2021	4.1	17.3	0.038 (J)						
3/30/2021					1.4				
4/1/2021									
7/19/2021		17.8				24	14		
7/20/2021									1.4
8/16/2021								<0.04	
8/18/2021									
8/19/2021				0.038 (J)	1.3				2.6
8/20/2021	3.3		0.045						
8/23/2021		17.2				22.8	14.4		
8/25/2021									
11/1/2021		18.3				25.8	17		3.2
2/9/2022									
2/10/2022								0.012 (J)	
2/11/2022					1.2				
2/14/2022							18.1		3.5
2/15/2022		19.3				28.5			
2/16/2022	4.2		0.053	0.048					

Prediction Limit

Constituent: Boron (mg/L) Analysis Run 5/23/2022 9:50 AM View: Appendix III

Plant Bowen Client: Southern Company Data: Bowen AP-1

	BGWA-33 (bg)	BGWA-47D (bg)	BGWC-14A	BGWA-48D (bg)
6/6/2016				
6/7/2016				
6/8/2016				
6/9/2016				
8/9/2016				
8/10/2016				
8/11/2016				
8/12/2016				
8/15/2016				
8/16/2016				
8/18/2016				
8/22/2016				
10/3/2016				
10/4/2016				
10/5/2016				
10/6/2016				
10/7/2016				
10/10/2016				
11/29/2016				
12/1/2016				
12/2/2016				
12/5/2016				
12/6/2016				
12/7/2016				
12/8/2016				
1/10/2017				
1/23/2017				
2/7/2017				
2/13/2017				
2/14/2017				
2/15/2017				
2/16/2017				
2/17/2017				
2/20/2017				
3/27/2017				
4/13/2017				
4/14/2017				
4/17/2017				
4/18/2017				
4/19/2017				
4/20/2017				
5/22/2017				
5/25/2017				
5/26/2017				
5/30/2017				
6/1/2017				
6/2/2017				
6/5/2017				
7/7/2017				
7/10/2017				
7/11/2017				
7/12/2017				

Prediction Limit

Constituent: Boron (mg/L) Analysis Run 5/23/2022 9:50 AM View: Appendix III

Plant Bowen Client: Southern Company Data: Bowen AP-1

	BGWA-33 (bg)	BGWA-47D (bg)	BGWC-14A	BGWA-48D (bg)
7/13/2017				
7/14/2017				
7/17/2017				
7/18/2017				
7/19/2017				
8/23/2017				
10/9/2017				
10/10/2017				
10/11/2017				
10/12/2017				
6/12/2018				
6/13/2018				
6/14/2018				
6/15/2018				
10/16/2018				
10/17/2018				
10/18/2018				
10/19/2018				
10/22/2018				
4/1/2019				
4/2/2019				
4/3/2019	0.66 (o)			
4/4/2019				
5/2/2019				
7/9/2019	0.027 (J)			
9/23/2019				
9/24/2019				
9/25/2019				
9/26/2019				
9/27/2019	0.033 (J)			
9/30/2019				
2/19/2020				
2/21/2020	0.02 (J)			
2/25/2020				
2/26/2020				
3/18/2020				
3/19/2020				
3/20/2020	0.043 (J)			
3/23/2020				
3/24/2020				
3/25/2020				
5/22/2020		0.024 (J)	0.54	
5/25/2020				0.018 (J)
6/23/2020		0.019 (J)	0.45	0.015 (J)
7/28/2020		0.03 (J)	0.97	0.024 (J)
9/2/2020		0.022 (J)	1.1	
9/3/2020				0.022 (J)
9/23/2020				
9/24/2020				
9/25/2020	0.02 (J)			
9/28/2020				
10/1/2020		0.025 (J)	1.2	0.027 (J)

Prediction Limit

Constituent: Boron (mg/L) Analysis Run 5/23/2022 9:50 AM View: Appendix III

Plant Bowen Client: Southern Company Data: Bowen AP-1

	BGWA-33 (bg)	BGWA-47D (bg)	BGWC-14A	BGWA-48D (bg)
11/10/2020		0.025 (J)	1.1	0.032 (J)
12/15/2020		0.031 (J)	1.2	0.034 (J)
1/20/2021		0.022 (J)	1.1	0.034 (J)
3/23/2021				
3/24/2021			0.6	
3/25/2021		0.017 (J)		0.026 (J)
3/26/2021				
3/29/2021				
3/30/2021				
4/1/2021	0.0069 (J)			
7/19/2021				
7/20/2021				
8/16/2021		0.021 (J)		0.034 (J)
8/18/2021			1.3	
8/19/2021				
8/20/2021				
8/23/2021				
8/25/2021	0.0093 (J)			
11/1/2021				
2/9/2022		0.017 (J)	0.57	0.038 (J)
2/10/2022				
2/11/2022				
2/14/2022				
2/15/2022				
2/16/2022	0.01 (J)			

Prediction Limit

Constituent: Calcium (mg/L) Analysis Run 5/23/2022 9:50 AM View: Appendix III

Plant Bowen Client: Southern Company Data: Bowen AP-1

	BGWA-2 (bg)	BGWC-9	BGWC-16	BGWC-17	BGWC-12	BGWC-10	BGWC-8	BGWC-19	BGWC-18
6/6/2016	39	66							
6/7/2016			120	65	90	50	7.9		
6/8/2016								55	76
6/9/2016									
8/9/2016	32.2								
8/10/2016							36.8		
8/11/2016		65.2	111	61					
8/12/2016					76.6			61.2	61.7
8/15/2016									
8/16/2016						49.2			
8/18/2016									
8/22/2016									
10/3/2016	34.1								
10/4/2016							39.7		
10/5/2016		66.7							
10/6/2016					78.7				
10/7/2016			103	71		52.6		70.2	84.7
10/10/2016									
11/29/2016	29.7								
12/1/2016									
12/2/2016							37.8		
12/5/2016		74.6			80.9				
12/6/2016			117	68.7		55.4			88.1
12/7/2016								48.6	
12/8/2016									
1/10/2017									
1/23/2017									
2/7/2017									
2/13/2017	31.2								
2/14/2017							35.2		
2/15/2017		74.6			90.7				
2/16/2017			124	65.5		53.2		64.7	53.7
2/17/2017									
2/20/2017									
3/27/2017									
4/13/2017	30.5								
4/14/2017							37.5		
4/17/2017		65.6							
4/18/2017			120		94.8	58			
4/19/2017				68.9				69.5	57.1
4/20/2017									
5/22/2017									
5/25/2017	33.8								
5/26/2017		70.4					41.7		
5/30/2017			111	72.6					
6/1/2017								50.8	44.8
6/2/2017					108	55.8			
6/5/2017									
7/7/2017	33.1								
7/10/2017							39		
7/11/2017		66.9							
7/12/2017						58.1			

Prediction Limit

Constituent: Calcium (mg/L) Analysis Run 5/23/2022 9:50 AM View: Appendix III

Plant Bowen Client: Southern Company Data: Bowen AP-1

	BGWA-2 (bg)	BGWC-9	BGWC-16	BGWC-17	BGWC-12	BGWC-10	BGWC-8	BGWC-19	BGWC-18
7/13/2017					111				
7/14/2017			109	70.6				67	60
7/17/2017									
7/18/2017									
7/19/2017									
8/23/2017									
10/9/2017	33.6								
10/10/2017		61.7			93		36.9		
10/11/2017			109	67.3		55.7		57.3	67
10/12/2017									
6/12/2018	32.4	53.4	104				38.1		
6/13/2018									
6/14/2018				65.7	109	58.4			53.1
6/15/2018								49.7	
10/16/2018	34.6						44.8		
10/17/2018		63		69.7	110				
10/18/2018			112			57.8			60.4
10/19/2018								63.1	
10/22/2018									
4/1/2019	48.2	59.3			94.8		47.2		
4/2/2019			117	63.9		57.8			53.3
4/3/2019								51.3	
4/4/2019									
5/2/2019	44.8								
9/23/2019	36.3								
9/24/2019		57.6					42.4		
9/25/2019					115	58.1			
9/26/2019			136	94.2				80.8	91.7
9/27/2019									
9/30/2019									
2/19/2020									
2/21/2020									
2/25/2020									
2/26/2020									
3/18/2020	40.1						43		
3/19/2020		61.5	130	68.1	120				
3/20/2020								52.1	49.3
3/23/2020						61.1			
3/24/2020									
3/25/2020									
5/22/2020									
5/25/2020									
6/23/2020									
7/28/2020									
9/2/2020									
9/3/2020									
9/23/2020	45.2						41.6		
9/24/2020		59	141	84.9		58.8			68.7
9/25/2020					135				
9/28/2020								50.1	
10/1/2020									
11/10/2020									

Prediction Limit

Constituent: Calcium (mg/L) Analysis Run 5/23/2022 9:50 AM View: Appendix III

Plant Bowen Client: Southern Company Data: Bowen AP-1

	BGWA-2 (bg)	BGWC-9	BGWC-16	BGWC-17	BGWC-12	BGWC-10	BGWC-8	BGWC-19	BGWC-18
12/15/2020									
1/20/2021									
3/23/2021									
3/24/2021		59.9	140	72	144		42.1		48.2
3/25/2021									
3/26/2021	46.7							46.4	
3/29/2021									
3/30/2021						61.3			
4/1/2021									
7/19/2021									
7/20/2021									
8/16/2021	48.3								
8/18/2021		63	139		156	61.1	44.5		
8/19/2021				74					49.2
8/20/2021								47.2	
8/23/2021									
8/25/2021									
11/1/2021									
2/9/2022	52.3								
2/10/2022		65.6					44.9		
2/11/2022			160	83.5	164	66.2			
2/14/2022									
2/15/2022									
2/16/2022								60.5	49

Prediction Limit

Constituent: Calcium (mg/L) Analysis Run 5/23/2022 9:50 AM View: Appendix III

Plant Bowen Client: Southern Company Data: Bowen AP-1

	BGWC-20	BGWC-22	BGWC-21	BGWC-25	BGWC-7	BGWC-24	BGWC-23	BGWA-29 (bg)	BGWC-30
6/6/2016									
6/7/2016									
6/8/2016	200	350	43	32	140				
6/9/2016						800	300		
8/9/2016									
8/10/2016									
8/11/2016					141				
8/12/2016	196								
8/15/2016				33.1					
8/16/2016									
8/18/2016		370	38.6			730	290		
8/22/2016								21.4	
10/3/2016									
10/4/2016								20.9	
10/5/2016									
10/6/2016					147				
10/7/2016									
10/10/2016	198	375	37.5	41		680	296		
11/29/2016									
12/1/2016								19.8	
12/2/2016									
12/5/2016									
12/6/2016					146				
12/7/2016	215					387	271		
12/8/2016		434	43.4	38.5					
1/10/2017								20.4	
1/23/2017									372
2/7/2017									351
2/13/2017									
2/14/2017								20.9	
2/15/2017					163				
2/16/2017									
2/17/2017	221	434	41						
2/20/2017				40.7		823	323		
3/27/2017									417
4/13/2017									
4/14/2017								20.7 (J)	
4/17/2017									415
4/18/2017					155				
4/19/2017	240		39.4			893 (J)	298		
4/20/2017		422		40.7					
5/22/2017									885
5/25/2017								22.8 (J)	
5/26/2017									
5/30/2017									
6/1/2017	286		42.3	44.2					
6/2/2017					156				
6/5/2017		398				1080	310		413
7/7/2017									
7/10/2017								22.3	
7/11/2017									449
7/12/2017									

Prediction Limit

Constituent: Calcium (mg/L) Analysis Run 5/23/2022 9:50 AM View: Appendix III

Plant Bowen Client: Southern Company Data: Bowen AP-1

	BGWC-20	BGWC-22	BGWC-21	BGWC-25	BGWC-7	BGWC-24	BGWC-23	BGWA-29 (bg)	BGWC-30
7/13/2017									
7/14/2017					157				
7/17/2017				41.9		1120	319		
7/18/2017	244		40.9						
7/19/2017		461							
8/23/2017									409
10/9/2017									
10/10/2017								4.09	339
10/11/2017	222			41.1	137	1310	438		
10/12/2017		515	43.3						
6/12/2018								20.3 (J)	
6/13/2018	234				151	970	385		
6/14/2018		482	39.4	44.8					
6/15/2018									198
10/16/2018								19.4 (J)	
10/17/2018									
10/18/2018					154				
10/19/2018			40.6						
10/22/2018	241	575		52.2		1150	424		230
4/1/2019								24.6	
4/2/2019					140				181
4/3/2019	220	458	43.4			945	396		
4/4/2019				54.8					
5/2/2019		647							
9/23/2019								19.2	
9/24/2019					151				
9/25/2019									
9/26/2019	243								
9/27/2019		658					533		103
9/30/2019			43.2	47.8		1050			
2/19/2020								20.8	
2/21/2020									
2/25/2020		445							
2/26/2020									85.3
3/18/2020								22.4	
3/19/2020					142				
3/20/2020		514	48.2						
3/23/2020	253						602		107
3/24/2020				49.6					
3/25/2020						1100			
5/22/2020									
5/25/2020									
6/23/2020									
7/28/2020									
9/2/2020									
9/3/2020									
9/23/2020								20.1	
9/24/2020		750	42				647		
9/25/2020					138	998			93.3
9/28/2020	273			50.7					
10/1/2020									
11/10/2020									

Prediction Limit

Constituent: Calcium (mg/L) Analysis Run 5/23/2022 9:50 AM View: Appendix III

Plant Bowen Client: Southern Company Data: Bowen AP-1

	BGWC-20	BGWC-22	BGWC-21	BGWC-25	BGWC-7	BGWC-24	BGWC-23	BGWA-29 (bg)	BGWC-30
12/15/2020									
1/20/2021									
3/23/2021								22.1	
3/24/2021									
3/25/2021									81.1
3/26/2021				52.8		821	717		
3/29/2021	296	714	46.6						
3/30/2021					145				
4/1/2021									
7/19/2021		693				717	728		
7/20/2021									87.8
8/16/2021								21.5	
8/18/2021									
8/19/2021				51.2	141				109
8/20/2021	262		45.1						
8/23/2021		681				827	638		
8/25/2021									
11/1/2021		708				808	695		108
2/9/2022									
2/10/2022								20.3	
2/11/2022					148				
2/14/2022							740		129
2/15/2022		680				791			
2/16/2022	288		44.1	51.4					

Prediction Limit

Constituent: Calcium (mg/L) Analysis Run 5/23/2022 9:50 AM View: Appendix III

Plant Bowen Client: Southern Company Data: Bowen AP-1

	BGWA-33 (bg)	BGWC-14A	BGWA-47D (bg)	BGWA-48D (bg)
6/6/2016				
6/7/2016				
6/8/2016				
6/9/2016				
8/9/2016				
8/10/2016				
8/11/2016				
8/12/2016				
8/15/2016				
8/16/2016				
8/18/2016				
8/22/2016				
10/3/2016				
10/4/2016				
10/5/2016				
10/6/2016				
10/7/2016				
10/10/2016				
11/29/2016				
12/1/2016				
12/2/2016				
12/5/2016				
12/6/2016				
12/7/2016				
12/8/2016				
1/10/2017				
1/23/2017				
2/7/2017				
2/13/2017				
2/14/2017				
2/15/2017				
2/16/2017				
2/17/2017				
2/20/2017				
3/27/2017				
4/13/2017				
4/14/2017				
4/17/2017				
4/18/2017				
4/19/2017				
4/20/2017				
5/22/2017				
5/25/2017				
5/26/2017				
5/30/2017				
6/1/2017				
6/2/2017				
6/5/2017				
7/7/2017				
7/10/2017				
7/11/2017				
7/12/2017				

Prediction Limit

Constituent: Calcium (mg/L) Analysis Run 5/23/2022 9:50 AM View: Appendix III

Plant Bowen Client: Southern Company Data: Bowen AP-1

	BGWA-33 (bg)	BGWC-14A	BGWA-47D (bg)	BGWA-48D (bg)
7/13/2017				
7/14/2017				
7/17/2017				
7/18/2017				
7/19/2017				
8/23/2017				
10/9/2017				
10/10/2017				
10/11/2017				
10/12/2017				
6/12/2018				
6/13/2018				
6/14/2018				
6/15/2018				
10/16/2018				
10/17/2018				
10/18/2018				
10/19/2018				
10/22/2018				
4/1/2019				
4/2/2019				
4/3/2019	44.9			
4/4/2019				
5/2/2019				
9/23/2019				
9/24/2019				
9/25/2019				
9/26/2019				
9/27/2019	41.2			
9/30/2019				
2/19/2020				
2/21/2020	50.1			
2/25/2020				
2/26/2020				
3/18/2020				
3/19/2020				
3/20/2020	52.2			
3/23/2020				
3/24/2020				
3/25/2020				
5/22/2020		73.4	74	
5/25/2020				36.5
6/23/2020		80.1	99.5	39.4
7/28/2020		140	96.2	40.3
9/2/2020		159	109	
9/3/2020				51.8
9/23/2020				
9/24/2020				
9/25/2020	51.8			
9/28/2020				
10/1/2020		162	107	61.9
11/10/2020		170	117	80.3

Prediction Limit

Constituent: Calcium (mg/L) Analysis Run 5/23/2022 9:50 AM View: Appendix III

Plant Bowen Client: Southern Company Data: Bowen AP-1

	BGWA-33 (bg)	BGWC-14A	BGWA-47D (bg)	BGWA-48D (bg)
12/15/2020		169	110	70.3
1/20/2021		157	111	67.5
3/23/2021				
3/24/2021		91.9		
3/25/2021			109	68.3
3/26/2021				
3/29/2021				
3/30/2021				
4/1/2021	49.5			
7/19/2021				
7/20/2021				
8/16/2021			108	61
8/18/2021		166		
8/19/2021				
8/20/2021				
8/23/2021				
8/25/2021	46.3			
11/1/2021				
2/9/2022		97.5	112	46.3
2/10/2022				
2/11/2022				
2/14/2022				
2/15/2022				
2/16/2022	47.5			

Prediction Limit

Constituent: Chloride (mg/L) Analysis Run 5/23/2022 9:50 AM View: Appendix III

Plant Bowen Client: Southern Company Data: Bowen AP-1

	BGWA-2 (bg)	BGWC-9	BGWC-12	BGWC-16	BGWC-17	BGWC-8	BGWC-10	BGWC-21	BGWC-22
6/6/2016	2.9	27							
6/7/2016			44	37	26	2	19		
6/8/2016								7.1	440
6/9/2016									
8/9/2016	2.5								
8/10/2016						2.1			
8/11/2016		30		41	34				
8/12/2016			43						
8/15/2016									
8/16/2016							20		
8/18/2016								6.9	500
8/22/2016									
10/3/2016	2.5								
10/4/2016						2.3			
10/5/2016		36							
10/6/2016			41						
10/7/2016				44	38		21		
10/10/2016								7.1	480
11/29/2016	2.6								
12/1/2016									
12/2/2016						2.1			
12/5/2016		40	41						
12/6/2016				48	45		22		
12/7/2016									
12/8/2016								6.3	540
1/10/2017									
1/23/2017									
2/7/2017									
2/13/2017	2.1								
2/14/2017						2			
2/15/2017		38	39						
2/16/2017				46	40		22		
2/17/2017								5.6	570
2/20/2017									
3/27/2017									
4/13/2017	2.1								
4/14/2017						1.7			
4/17/2017		35							
4/18/2017			39	41			21		
4/19/2017					38			5	
4/20/2017									740
5/22/2017									
5/25/2017	2.4								
5/26/2017		35				1.6			
5/30/2017				38	41				
6/1/2017								4.9	
6/2/2017			37				20		
6/5/2017									530
7/7/2017	1.9								
7/10/2017						1.5			
7/11/2017		33							
7/12/2017							23		

Prediction Limit

Constituent: Chloride (mg/L) Analysis Run 5/23/2022 9:50 AM View: Appendix III

Plant Bowen Client: Southern Company Data: Bowen AP-1

	BGWA-2 (bg)	BGWC-9	BGWC-12	BGWC-16	BGWC-17	BGWC-8	BGWC-10	BGWC-21	BGWC-22
7/13/2017			38						
7/14/2017				35	36				
7/17/2017									
7/18/2017								4.2	
7/19/2017									540
8/23/2017									
10/9/2017	1.9								
10/10/2017		35	38			1.9			
10/11/2017				36	45		24		
10/12/2017								4.8	700
6/12/2018	3.4	21.3		27.2		2.3			
6/13/2018									
6/14/2018			30.5		33.3		23.1	3.3	725
6/15/2018									
10/16/2018	3.3					2.6			
10/17/2018		29.4	30.7		41.8				
10/18/2018				25.2			26.9		
10/19/2018								4.1	
10/22/2018									827
4/1/2019	4.2	13.4	24.1			1.8			
4/2/2019				20.3	18.7		24.1		
4/3/2019								5	856
4/4/2019									
5/2/2019	4.3								999
9/23/2019	3.1								
9/24/2019		13.2				1.5			
9/25/2019			23.6				25.1		
9/26/2019				28.7	47.1				
9/27/2019									996
9/30/2019								4.7	
2/19/2020									
2/21/2020									
2/25/2020									547
2/26/2020									
3/18/2020	3.1					1.5			
3/19/2020		7.3	20.5	22	21.9				
3/20/2020								4.2	665
3/23/2020							20.8		
3/24/2020									
3/25/2020									
5/22/2020									
5/25/2020									
6/23/2020									
7/28/2020									
9/2/2020									
9/3/2020									
9/23/2020	4.2					1.5			
9/24/2020		9.2		28.8	50.1		25.4	4	1050
9/25/2020			20.2						
9/28/2020									
10/1/2020									
11/10/2020									

Prediction Limit

Constituent: Chloride (mg/L) Analysis Run 5/23/2022 9:50 AM View: Appendix III

Plant Bowen Client: Southern Company Data: Bowen AP-1

	BGWA-2 (bg)	BGWC-9	BGWC-12	BGWC-16	BGWC-17	BGWC-8	BGWC-10	BGWC-21	BGWC-22
12/15/2020									
1/20/2021									
3/23/2021									
3/24/2021		8	18.4	24	35.6	1.5			
3/25/2021									
3/26/2021	3.6								
3/29/2021								5	886
3/30/2021							23.8		
4/1/2021									
7/19/2021									579
7/20/2021									
8/16/2021	3.4								
8/18/2021		8.5	15.8	19.9		1.7	25.1		
8/19/2021					38.2				
8/20/2021								4.4	
8/23/2021									879
8/25/2021									
11/1/2021									744
2/9/2022	3.7								
2/10/2022		8.9				1.6			
2/11/2022			16.4	22.3	38.5		28.2		
2/14/2022									
2/15/2022									789
2/16/2022								4	

Prediction Limit

Constituent: Chloride (mg/L) Analysis Run 5/23/2022 9:50 AM View: Appendix III

Plant Bowen Client: Southern Company Data: Bowen AP-1

	BGWC-20	BGWC-7	BGWC-19	BGWC-18	BGWC-25	BGWC-23	BGWC-24	BGWA-29 (bg)	BGWC-30
6/6/2016									
6/7/2016									
6/8/2016	130	11	23	48	6.4				
6/9/2016						480	1900		
8/9/2016									
8/10/2016									
8/11/2016		11							
8/12/2016	130		26	27					
8/15/2016					4.3				
8/16/2016									
8/18/2016						400	1600		
8/22/2016								4.2	
10/3/2016									
10/4/2016								2.1	
10/5/2016									
10/6/2016		11							
10/7/2016			41	72					
10/10/2016	140				3.5	390	1400		
11/29/2016									
12/1/2016								1.8	
12/2/2016									
12/5/2016									
12/6/2016		11		73					
12/7/2016	130		23			450	970		
12/8/2016					2.8				
1/10/2017								1.6	
1/23/2017									780
2/7/2017									780
2/13/2017									
2/14/2017								1.9	
2/15/2017		12							
2/16/2017			31	19					
2/17/2017	140								
2/20/2017					4.2	470	1900		
3/27/2017									790
4/13/2017									
4/14/2017								1.5	
4/17/2017									770
4/18/2017		12							
4/19/2017	140		30	13		420	1900		
4/20/2017					4.1				
5/22/2017									890
5/25/2017								1.5	
5/26/2017									
5/30/2017									
6/1/2017	130		13	8	4.4				
6/2/2017		11							
6/5/2017						450	1900		870
7/7/2017									
7/10/2017								1.6	
7/11/2017									840
7/12/2017									

Prediction Limit

Constituent: Chloride (mg/L) Analysis Run 5/23/2022 9:50 AM View: Appendix III

Plant Bowen Client: Southern Company Data: Bowen AP-1

	BGWC-20	BGWC-7	BGWC-19	BGWC-18	BGWC-25	BGWC-23	BGWC-24	BGWA-29 (bg)	BGWC-30
7/13/2017									
7/14/2017		11	19	11					
7/17/2017					5	470	2100		
7/18/2017	140								
7/19/2017									
8/23/2017									800
10/9/2017									
10/10/2017								1.7	730
10/11/2017	130	12	19	24	4.1	510	1600		
10/12/2017									
6/12/2018								1.8	
6/13/2018	150	10.8				598	1880		
6/14/2018				7.3	3.4				
6/15/2018			9.3						390
10/16/2018								1.5	
10/17/2018									
10/18/2018		11.7		10.9					
10/19/2018			15.3						
10/22/2018	149				3.9	639	2050		400
4/1/2019								1.6	
4/2/2019		9.4		4.5					333
4/3/2019	144		9.7			679	1890		
4/4/2019					3.8				
5/2/2019									
9/23/2019								1.2	
9/24/2019		8							
9/25/2019									
9/26/2019	128		26	60.5					
9/27/2019						918			143
9/30/2019					5.2		2040		
2/19/2020								1.3	
2/21/2020									
2/25/2020									
2/26/2020									100
3/18/2020								1.4	
3/19/2020		8.4							
3/20/2020			6.6	5.3					
3/23/2020	125					788			117
3/24/2020					3.6				
3/25/2020							1670		
5/22/2020									
5/25/2020									
6/23/2020									
7/28/2020									
9/2/2020									
9/3/2020									
9/23/2020								1.1	
9/24/2020				30.3		988			
9/25/2020		13.1					1640		127
9/28/2020	152		8.6		5.6				
10/1/2020									
11/10/2020									

Prediction Limit

Constituent: Chloride (mg/L) Analysis Run 5/23/2022 9:50 AM View: Appendix III

Plant Bowen Client: Southern Company Data: Bowen AP-1

	BGWC-20	BGWC-7	BGWC-19	BGWC-18	BGWC-25	BGWC-23	BGWC-24	BGWA-29 (bg)	BGWC-30
12/15/2020									
1/20/2021									
3/23/2021								1.2	
3/24/2021				6.1					
3/25/2021									85.5
3/26/2021			5.8		5.7	928	1240		
3/29/2021	131								
3/30/2021		8.8							
4/1/2021									
7/19/2021						570	575		
7/20/2021									95.3
8/16/2021								1.1	
8/18/2021									
8/19/2021		7.6		10.4	5.1				117
8/20/2021	144		4.4						
8/23/2021						898	1250		
8/25/2021									
11/1/2021						688	661		133
2/9/2022									
2/10/2022								1.2	
2/11/2022		8							
2/14/2022						925			146
2/15/2022							1120		
2/16/2022	141		6.7	7.7	5.7				

Prediction Limit

Constituent: Chloride (mg/L) Analysis Run 5/23/2022 9:50 AM View: Appendix III

Plant Bowen Client: Southern Company Data: Bowen AP-1

	BGWA-33 (bg)	BGWA-47D (bg)	BGWC-14A	BGWA-48D (bg)
6/6/2016				
6/7/2016				
6/8/2016				
6/9/2016				
8/9/2016				
8/10/2016				
8/11/2016				
8/12/2016				
8/15/2016				
8/16/2016				
8/18/2016				
8/22/2016				
10/3/2016				
10/4/2016				
10/5/2016				
10/6/2016				
10/7/2016				
10/10/2016				
11/29/2016				
12/1/2016				
12/2/2016				
12/5/2016				
12/6/2016				
12/7/2016				
12/8/2016				
1/10/2017				
1/23/2017				
2/7/2017				
2/13/2017				
2/14/2017				
2/15/2017				
2/16/2017				
2/17/2017				
2/20/2017				
3/27/2017				
4/13/2017				
4/14/2017				
4/17/2017				
4/18/2017				
4/19/2017				
4/20/2017				
5/22/2017				
5/25/2017				
5/26/2017				
5/30/2017				
6/1/2017				
6/2/2017				
6/5/2017				
7/7/2017				
7/10/2017				
7/11/2017				
7/12/2017				

Prediction Limit

Constituent: Chloride (mg/L) Analysis Run 5/23/2022 9:50 AM View: Appendix III

Plant Bowen Client: Southern Company Data: Bowen AP-1

	BGWA-33 (bg)	BGWA-47D (bg)	BGWC-14A	BGWA-48D (bg)
7/13/2017				
7/14/2017				
7/17/2017				
7/18/2017				
7/19/2017				
8/23/2017				
10/9/2017				
10/10/2017				
10/11/2017				
10/12/2017				
6/12/2018				
6/13/2018				
6/14/2018				
6/15/2018				
10/16/2018				
10/17/2018				
10/18/2018				
10/19/2018				
10/22/2018				
4/1/2019				
4/2/2019				
4/3/2019	5.2			
4/4/2019				
5/2/2019				
9/23/2019				
9/24/2019				
9/25/2019				
9/26/2019				
9/27/2019	394 (o)			
9/30/2019				
2/19/2020				
2/21/2020	2.6			
2/25/2020				
2/26/2020				
3/18/2020				
3/19/2020				
3/20/2020	4			
3/23/2020				
3/24/2020				
3/25/2020				
5/22/2020		6.6	32	
5/25/2020				4
6/23/2020		5.9	15.7	5.5
7/28/2020		5.9	20.6	4.6
9/2/2020		6	18.9	
9/3/2020				6.3
9/23/2020				
9/24/2020				
9/25/2020	3.3			
9/28/2020				
10/1/2020		6	18.6	7.5
11/10/2020		5.5	19.6	7.7

Prediction Limit

Constituent: Chloride (mg/L) Analysis Run 5/23/2022 9:50 AM View: Appendix III

Plant Bowen Client: Southern Company Data: Bowen AP-1

	BGWA-33 (bg)	BGWA-47D (bg)	BGWC-14A	BGWA-48D (bg)
12/15/2020		6.3	20.7	8
1/20/2021		5.7	21.9	7.2
3/23/2021				
3/24/2021			14.1	
3/25/2021		5.7		7.5
3/26/2021				
3/29/2021				
3/30/2021				
4/1/2021	2.9			
7/19/2021				
7/20/2021				
8/16/2021		5.7		8
8/18/2021			17.1	
8/19/2021				
8/20/2021				
8/23/2021				
8/25/2021	3.3			
11/1/2021				
2/9/2022		5.4	10.8	8.9
2/10/2022				
2/11/2022				
2/14/2022				
2/15/2022				
2/16/2022	2.8			

Prediction Limit

Constituent: Fluoride (mg/L) Analysis Run 5/23/2022 9:50 AM View: Appendix III

Plant Bowen Client: Southern Company Data: Bowen AP-1

	BGWA-2 (bg)	BGWC-9	BGWC-12	BGWC-16	BGWC-17	BGWC-8	BGWC-10	BGWC-21	BGWC-22
6/6/2016	0.11 (J)	0.12 (J)							
6/7/2016			<0.1	<0.1	0.15 (J)	<0.1	0.09 (J)		
6/8/2016								<0.1	0.43
6/9/2016									
8/9/2016	0.09 (J)								
8/10/2016						0.07 (J)			
8/11/2016		0.27 (J)		0.12 (J)	0.3 (J)				
8/12/2016			0.08 (J)						
8/15/2016									
8/16/2016							0.09 (J)		
8/18/2016								0.09 (J)	0.3 (J)
8/22/2016									
10/3/2016	0.11 (J)								
10/4/2016						0.07 (J)			
10/5/2016		0.12 (J)							
10/6/2016			0.06 (J)						
10/7/2016				0.08 (J)	0.14 (J)		0.17 (J)		
10/10/2016								0.04 (J)	0.32
11/29/2016	0.11 (J)								
12/1/2016									
12/2/2016						0.09 (J)			
12/5/2016		0.26 (J)	0.12 (J)						
12/6/2016				0.24 (J)	0.19 (J)		0.16 (J)		
12/7/2016									
12/8/2016								0.08 (J)	0.26 (J)
1/10/2017									
1/23/2017									
2/7/2017									
2/13/2017	0.12 (J)								
2/14/2017						0.02 (J)			
2/15/2017		0.46	0.33						
2/16/2017				0.31	0.51		0.38		
2/17/2017								0.08 (J)	0.39
2/20/2017									
3/27/2017									
4/13/2017	0.1 (J)								
4/14/2017						0.02 (J)			
4/17/2017		0.14 (J)							
4/18/2017			0.006 (J)	0.02 (J)			0.12 (J)		
4/19/2017					0.18 (J)			0.04 (J)	
4/20/2017									0.34
5/22/2017									
5/25/2017	0.08 (J)								
5/26/2017		0.13 (J)				0.02 (J)			
5/30/2017				0.51	0.15 (J)				
6/1/2017								0.03 (J)	
6/2/2017			0.04 (J)				0.03 (J)		
6/5/2017									0.29 (J)
7/7/2017	0.13 (J)								
7/10/2017						0.03 (J)			
7/11/2017		0.2 (J)							
7/12/2017							0.15 (J)		

Prediction Limit

Constituent: Fluoride (mg/L) Analysis Run 5/23/2022 9:50 AM View: Appendix III

Plant Bowen Client: Southern Company Data: Bowen AP-1

	BGWA-2 (bg)	BGWC-9	BGWC-12	BGWC-16	BGWC-17	BGWC-8	BGWC-10	BGWC-21	BGWC-22
7/13/2017			0.17 (J)						
7/14/2017				0.14 (J)	0.16 (J)				
7/17/2017									
7/18/2017								0.08 (J)	
7/19/2017									0.33
8/23/2017									
10/9/2017	0.11 (J)								
10/10/2017		0.61	0.08 (J)			<0.1			
10/11/2017				0.29 (J)	0.64		0.07 (J)		
10/12/2017								0.12 (J)	0.31
3/26/2018	<0.1					<0.1			
3/27/2018		0.36		<0.1	0.33		<0.1		
3/28/2018			<0.1					<0.1	
3/29/2018									0.58
6/12/2018	0.086 (J)	0.13 (J)		0.061 (J)		0.061 (J)			
6/13/2018									
6/14/2018			<0.1		0.11 (J)		0.046 (J)	<0.1	0.15 (J)
6/15/2018									
10/16/2018	0.06 (J)					<0.1			
10/17/2018		0.13 (J)	<0.1		<0.1				
10/18/2018				<0.1			<0.1		
10/19/2018								<0.1	
10/22/2018									0.78
2/25/2019	<0.1			0.13 (J)		<0.1			
2/27/2019					0.26 (J)				
2/28/2019			0.18 (J)				0.14 (J)		
3/1/2019									0.34
4/1/2019	0.047 (J)	0.33	0.065 (J)			<0.1			
4/2/2019				0.23 (J)	0.14 (J)		0.044 (J)		
4/3/2019								0.032 (J)	0.23 (J)
4/4/2019									
5/2/2019	<0.1								1.4
9/23/2019	0.076 (J)								
9/24/2019		0.096 (J)				<0.1			
9/25/2019			0.13 (J)				0.075 (J)		
9/26/2019				<0.1	0.071 (J)				
9/27/2019									1
9/30/2019								0.066 (J)	
2/18/2020	<0.1								
2/19/2020						<0.1			
2/20/2020		0.063 (J)		<0.1			<0.1		
2/21/2020									
2/24/2020			0.051 (J)		0.11 (J)				
2/25/2020									0.24 (J)
2/26/2020								<0.1	
3/18/2020	<0.1					<0.1			
3/19/2020		0.074 (J)	<0.1	0.052 (J)	0.12 (J)				
3/20/2020								<0.1	0.23 (J)
3/23/2020							<0.1		
3/24/2020									
3/25/2020									
5/22/2020									

Prediction Limit

Constituent: Fluoride (mg/L) Analysis Run 5/23/2022 9:50 AM View: Appendix III

Plant Bowen Client: Southern Company Data: Bowen AP-1

	BGWA-2 (bg)	BGWC-9	BGWC-12	BGWC-16	BGWC-17	BGWC-8	BGWC-10	BGWC-21	BGWC-22
5/25/2020									
6/23/2020									
7/28/2020									
9/2/2020									
9/3/2020									
9/23/2020	<0.1					<0.1			
9/24/2020		0.091 (J)		0.059 (J)	0.12		<0.1	<0.1	0.24
9/25/2020			<0.1						
9/28/2020									
10/1/2020									
11/10/2020									
12/15/2020									
1/20/2021									
2/16/2021	<0.1					<0.1			
2/17/2021		0.086 (J)							
2/18/2021				0.064 (J)	0.1		<0.1		
2/19/2021			<0.1					<0.1	0.2
2/23/2021									
3/8/2021									
3/23/2021									
3/24/2021		0.075 (J)	<0.1	0.053 (J)	0.11	<0.1			
3/25/2021									
3/26/2021	<0.1								
3/29/2021								<0.1	0.22
3/30/2021							<0.1		
4/1/2021									
7/19/2021									0.24
7/20/2021									
8/16/2021	<0.1								
8/18/2021		0.073 (J)	<0.1	<0.1		<0.1	<0.1		
8/19/2021					0.097 (J)				
8/20/2021								<0.1	
8/23/2021									0.23
8/25/2021									
11/1/2021									0.25
2/9/2022	<0.1								
2/10/2022		0.071 (J)				<0.1			
2/11/2022			<0.1	0.056 (J)	0.1		<0.1		
2/14/2022									
2/15/2022									0.24
2/16/2022								<0.1	

Prediction Limit

Constituent: Fluoride (mg/L) Analysis Run 5/23/2022 9:50 AM View: Appendix III

Plant Bowen Client: Southern Company Data: Bowen AP-1

	BGWC-20	BGWC-19	BGWC-7	BGWC-18	BGWC-25	BGWC-23	BGWC-24	BGWA-29 (bg)	BGWC-30
6/6/2016									
6/7/2016									
6/8/2016	0.09 (J)	<0.1	0.19 (J)	0.1 (J)	0.14 (J)				
6/9/2016						0.12 (J)	<0.1		
8/9/2016									
8/10/2016									
8/11/2016			0.15 (J)						
8/12/2016	0.04 (J)	0.2 (J)		0.39					
8/15/2016					0.08 (J)				
8/16/2016									
8/18/2016						0.08 (J)	0.24 (J)		
8/22/2016								0.04 (J)	
10/3/2016									
10/4/2016								0.06 (J)	
10/5/2016									
10/6/2016			0.17 (J)						
10/7/2016		0.07 (J)		0.16 (J)					
10/10/2016	0.06 (J)				0.1 (J)	0.09 (J)	0.3		
11/29/2016									
12/1/2016								0.08 (J)	
12/2/2016									
12/5/2016									
12/6/2016			0.22 (J)	0.32					
12/7/2016	0.07 (J)	0.09 (J)				0.08 (J)	0.05 (J)		
12/8/2016					0.06 (J)				
1/10/2017								0.03 (J)	
1/23/2017									0.06 (J)
2/7/2017									0.09 (J)
2/13/2017									
2/14/2017								<0.1	
2/15/2017			0.18 (J)						
2/16/2017		0.6		0.38					
2/17/2017	0.06 (J)								
2/20/2017					0.16 (J)	0.09 (J)	0.65		
3/27/2017									0.09 (J)
4/13/2017									
4/14/2017								0.01 (J)	
4/17/2017									0.36
4/18/2017			0.11 (J)						
4/19/2017	0.005 (J)	0.09 (J)		0.08 (J)		0.03 (J)	0.21 (J)		
4/20/2017					0.02 (J)				
5/22/2017									0.05 (J)
5/25/2017								0.005 (J)	
5/26/2017									
5/30/2017									
6/1/2017	0.65	0.05 (J)		0.09 (J)	0.04 (J)				
6/2/2017			0.07 (J)						
6/5/2017						<0.1	0.05 (J)		0.32
7/7/2017									
7/10/2017								0.06 (J)	
7/11/2017									0.13 (J)
7/12/2017									

Prediction Limit

Constituent: Fluoride (mg/L) Analysis Run 5/23/2022 9:50 AM View: Appendix III

Plant Bowen Client: Southern Company Data: Bowen AP-1

	BGWC-20	BGWC-19	BGWC-7	BGWC-18	BGWC-25	BGWC-23	BGWC-24	BGWA-29 (bg)	BGWC-30
7/13/2017									
7/14/2017		0.08 (J)	0.23 (J)	0.06 (J)					
7/17/2017					0.07 (J)	0.09 (J)	2.5		
7/18/2017	0.36								
7/19/2017									
8/23/2017									0.17 (J)
10/9/2017									
10/10/2017								<0.1	0.35
10/11/2017	<0.1	0.11 (J)	0.1 (J)	0.14 (J)	0.11 (J)	0.09 (J)	1.8		
10/12/2017									
3/26/2018								<0.1	0.75
3/27/2018		<0.1	<0.1	<0.1					
3/28/2018	<0.1				<0.1				
3/29/2018						<0.1	2		
6/12/2018								0.053 (J)	
6/13/2018	0.038 (J)		0.25 (J)			0.71	3.1		
6/14/2018				0.095 (J)	<0.1				
6/15/2018		0.07 (J)							0.51
10/16/2018								<0.1	
10/17/2018									
10/18/2018			0.047 (J)	0.054 (J)					
10/19/2018		0.17 (J)							
10/22/2018	<0.1				<0.1	0.81	3.1		0.44
2/25/2019									
2/27/2019	0.13 (J)			<0.1				<0.1	
2/28/2019			0.23 (J)						
3/1/2019		0.14 (J)			0.12 (J)	0.38	1		0.24 (J)
4/1/2019								<0.1	
4/2/2019			0.22 (J)	0.044 (J)					0.68
4/3/2019	0.072 (J)	0.051 (J)				0.1 (J)	3		
4/4/2019					<0.1				
5/2/2019									
9/23/2019								<0.1	
9/24/2019			0.12 (J)						
9/25/2019									
9/26/2019	<0.1	<0.1		0.052 (J)					
9/27/2019						0.54			0.13 (J)
9/30/2019					0.065 (J)		1.2		
2/18/2020									
2/19/2020								<0.1	
2/20/2020									
2/21/2020			0.12 (J)						
2/24/2020	<0.1	0.05 (J)		<0.1					
2/25/2020						0.066 (J)			
2/26/2020					<0.1		0.064 (J)		0.057 (J)
3/18/2020								<0.1	
3/19/2020			0.12 (J)						
3/20/2020		<0.1		<0.1					
3/23/2020	<0.1					0.056 (J)			0.054 (J)
3/24/2020					<0.1				
3/25/2020							0.056 (J)		
5/22/2020									

Prediction Limit

Constituent: Fluoride (mg/L) Analysis Run 5/23/2022 9:50 AM View: Appendix III

Plant Bowen Client: Southern Company Data: Bowen AP-1

	BGWC-20	BGWC-19	BGWC-7	BGWC-18	BGWC-25	BGWC-23	BGWC-24	BGWA-29 (bg)	BGWC-30
5/25/2020									
6/23/2020									
7/28/2020									
9/2/2020									
9/3/2020									
9/23/2020								<0.1	
9/24/2020				0.058 (J)		0.062 (J)			
9/25/2020			0.11				0.054 (J)		<0.1
9/28/2020	<0.1	<0.1			<0.1				
10/1/2020									
11/10/2020									
12/15/2020									
1/20/2021									
2/16/2021								<0.1	
2/17/2021									
2/18/2021	<0.1	<0.1	0.13	<0.1					
2/19/2021						<0.1	0.14		
2/23/2021					<0.1				
3/8/2021									<0.1
3/23/2021								<0.1	
3/24/2021				<0.1					
3/25/2021									<0.1
3/26/2021		0.053 (J)			<0.1	0.054 (J)	0.095 (J)		
3/29/2021	<0.1								
3/30/2021			0.18						
4/1/2021									
7/19/2021						0.065 (J)	0.13		
7/20/2021									<0.1
8/16/2021								<0.1	
8/18/2021									
8/19/2021			0.12	<0.1	<0.1				<0.1
8/20/2021	<0.1	<0.1							
8/23/2021						<0.1	0.12		
8/25/2021									
11/1/2021						0.068 (J)	0.15		0.055 (J)
2/9/2022									
2/10/2022								<0.1	
2/11/2022			0.12						
2/14/2022						<0.1			0.075 (J)
2/15/2022							<0.1		
2/16/2022	<0.1	<0.1		<0.1	<0.1				

Prediction Limit

Constituent: Fluoride (mg/L) Analysis Run 5/23/2022 9:50 AM View: Appendix III

Plant Bowen Client: Southern Company Data: Bowen AP-1

	BGWA-33 (bg)	BGWC-14A	BGWA-47D (bg)	BGWA-48D (bg)
6/6/2016				
6/7/2016				
6/8/2016				
6/9/2016				
8/9/2016				
8/10/2016				
8/11/2016				
8/12/2016				
8/15/2016				
8/16/2016				
8/18/2016				
8/22/2016				
10/3/2016				
10/4/2016				
10/5/2016				
10/6/2016				
10/7/2016				
10/10/2016				
11/29/2016				
12/1/2016				
12/2/2016				
12/5/2016				
12/6/2016				
12/7/2016				
12/8/2016				
1/10/2017				
1/23/2017				
2/7/2017				
2/13/2017				
2/14/2017				
2/15/2017				
2/16/2017				
2/17/2017				
2/20/2017				
3/27/2017				
4/13/2017				
4/14/2017				
4/17/2017				
4/18/2017				
4/19/2017				
4/20/2017				
5/22/2017				
5/25/2017				
5/26/2017				
5/30/2017				
6/1/2017				
6/2/2017				
6/5/2017				
7/7/2017				
7/10/2017				
7/11/2017				
7/12/2017				

Prediction Limit

Constituent: Fluoride (mg/L) Analysis Run 5/23/2022 9:50 AM View: Appendix III

Plant Bowen Client: Southern Company Data: Bowen AP-1

	BGWA-33 (bg)	BGWC-14A	BGWA-47D (bg)	BGWA-48D (bg)
7/13/2017				
7/14/2017				
7/17/2017				
7/18/2017				
7/19/2017				
8/23/2017				
10/9/2017				
10/10/2017				
10/11/2017				
10/12/2017				
3/26/2018				
3/27/2018				
3/28/2018				
3/29/2018				
6/12/2018				
6/13/2018				
6/14/2018				
6/15/2018				
10/16/2018				
10/17/2018				
10/18/2018				
10/19/2018				
10/22/2018				
2/25/2019				
2/27/2019				
2/28/2019				
3/1/2019				
4/1/2019				
4/2/2019				
4/3/2019	0.085 (J)			
4/4/2019				
5/2/2019				
9/23/2019				
9/24/2019				
9/25/2019				
9/26/2019				
9/27/2019	0.33			
9/30/2019				
2/18/2020				
2/19/2020				
2/20/2020				
2/21/2020	0.059 (J)			
2/24/2020				
2/25/2020				
2/26/2020				
3/18/2020				
3/19/2020				
3/20/2020	0.061 (J)			
3/23/2020				
3/24/2020				
3/25/2020				
5/22/2020		0.065 (J)	0.054 (J)	

Prediction Limit

Constituent: Fluoride (mg/L) Analysis Run 5/23/2022 9:50 AM View: Appendix III

Plant Bowen Client: Southern Company Data: Bowen AP-1

	BGWA-33 (bg)	BGWC-14A	BGWA-47D (bg)	BGWA-48D (bg)
5/25/2020				0.19 (J)
6/23/2020		<0.1	<0.1	0.19
7/28/2020		<0.1	<0.1	0.57
9/2/2020		0.061 (J)	<0.1	
9/3/2020				0.11
9/23/2020				
9/24/2020				
9/25/2020	0.068 (J)			
9/28/2020				
10/1/2020		<0.1	<0.1	0.063 (J)
11/10/2020		<0.1	<0.1	<0.1
12/15/2020		0.052	<0.1	<0.1
1/20/2021		<0.1	<0.1	<0.1
2/16/2021				
2/17/2021			<0.1	<0.1
2/18/2021		0.055 (J)		
2/19/2021	0.062 (J)			
2/23/2021				
3/8/2021				
3/23/2021				
3/24/2021		<0.1		
3/25/2021			<0.1	<0.1
3/26/2021				
3/29/2021				
3/30/2021				
4/1/2021	0.06 (J)			
7/19/2021				
7/20/2021				
8/16/2021			<0.1	<0.1
8/18/2021		<0.1		
8/19/2021				
8/20/2021				
8/23/2021				
8/25/2021	0.088 (J)			
11/1/2021				
2/9/2022		<0.1	<0.1	0.065 (J)
2/10/2022				
2/11/2022				
2/14/2022				
2/15/2022				
2/16/2022	0.061 (J)			

Prediction Limit

Constituent: pH (s.u.) Analysis Run 5/23/2022 9:50 AM View: Appendix III

Plant Bowen Client: Southern Company Data: Bowen AP-1

	BGWA-2 (bg)	BGWC-9	BGWC-16	BGWC-17	BGWC-12	BGWC-10	BGWC-8	BGWC-19	BGWC-18
6/6/2016	7.69	7.46							
6/7/2016			6.99	7.41	7.56	7.49	7.55		
6/8/2016								6.58	6.93
6/9/2016									
8/9/2016	7.72								
8/10/2016							7.66		
8/11/2016		7.51	6.93	7.39					
8/12/2016					7.47			6.59	6.98
8/15/2016						7.51			
8/18/2016									
8/22/2016									
10/3/2016	7.74								
10/4/2016									
10/5/2016		7.37					7.37		
10/6/2016					7.26	7.58			
10/7/2016			6.79	7.33				6.77	6.91
10/10/2016									
11/29/2016	7.74								
12/1/2016									
12/2/2016							7.67		
12/5/2016		7.42			7.58				
12/6/2016			6.95	7.4		7.44			7.06
12/7/2016								6.63	
12/8/2016									
1/10/2017									
1/23/2017									
2/7/2017									
2/13/2017	7.63								
2/14/2017							7.54		
2/15/2017		7.32			7.32				
2/16/2017			6.8	7.21		7.21		6.55	6.62
2/17/2017									
2/20/2017									
3/27/2017									
4/13/2017	7.57								
4/14/2017							7.63		
4/17/2017		7.23							
4/18/2017			6.9		7.31	7.39			
4/19/2017				7.06				6.5	6.75
4/20/2017									
5/22/2017									
5/25/2017	7.84								
5/26/2017		7.29					7.76		
5/30/2017			6.99	7.51					
6/1/2017								6.27	6.18
6/2/2017					7.36	7.38			
6/5/2017									
7/7/2017	7.82								
7/10/2017							7.7		
7/11/2017		7.34							
7/12/2017						7.37			
7/13/2017					7.24				

Prediction Limit

Constituent: pH (s.u.) Analysis Run 5/23/2022 9:50 AM View: Appendix III

Plant Bowen Client: Southern Company Data: Bowen AP-1

	BGWA-2 (bg)	BGWC-9	BGWC-16	BGWC-17	BGWC-12	BGWC-10	BGWC-8	BGWC-19	BGWC-18
7/14/2017			6.93	7.39				6.56	6.68
7/17/2017									
7/18/2017									
7/19/2017									
8/23/2017									
10/9/2017	7.8								
10/10/2017		7.28			7.46		7.72		
10/11/2017			6.78	7.3		7.37		6.56	7
10/12/2017									
3/26/2018	7.74						7.71		
3/27/2018		7.38	6.81	7.28		7.51		6.52	6.41
3/28/2018					7.22				
3/29/2018									
6/12/2018	7.88	7.51	7.01				7.71		
6/13/2018									
6/14/2018				7.22	7.35	7.48			6.61
6/15/2018								6.5	
10/16/2018	7.73						7.74		
10/17/2018		7.34		7.37	7.4				
10/18/2018			6.7			7.2			6.67
10/19/2018								6.38	
10/22/2018									
2/25/2019	7.78		6.74				7.75		
2/27/2019				7.38					6.58
2/28/2019					7.28	7.55			
3/1/2019								6.7	
4/1/2019	7.7	7.03			7.23		7.57		
4/2/2019			6.75	7.22		7.54			6.48
4/3/2019								6.58	
4/4/2019									
5/2/2019	7.71								
9/23/2019	7.58								
9/24/2019		7.14					7.53		
9/25/2019					7.1	7.37			
9/26/2019			6.7	7.32				6.55	6.99
9/27/2019									
9/30/2019									
2/18/2020	7.67								
2/19/2020							7.68		
2/20/2020		7.37	6.48			7.46			
2/21/2020									
2/24/2020				7.16	7.28			6.54	6.77
2/25/2020									
2/26/2020									
3/18/2020	7.65						7.73		
3/19/2020		7.35	6.6	7.14	7.18				
3/20/2020								6.56	6.35
3/23/2020						7.51			
3/24/2020									
3/25/2020									
5/22/2020									
5/25/2020									

Prediction Limit

Constituent: pH (s.u.) Analysis Run 5/23/2022 9:50 AM View: Appendix III

Plant Bowen Client: Southern Company Data: Bowen AP-1

	BGWA-2 (bg)	BGWC-9	BGWC-16	BGWC-17	BGWC-12	BGWC-10	BGWC-8	BGWC-19	BGWC-18
6/23/2020									
7/28/2020									
9/2/2020									
9/3/2020									
9/23/2020	7.32						7.67		
9/24/2020		7.34	6.66	7.2		7.54			7.05
9/25/2020					7.1				
9/28/2020								6.45	
10/1/2020									
11/10/2020									
12/15/2020									
1/20/2021									
2/16/2021	7.75						7.69		
2/17/2021		7.43							
2/18/2021			6.66	7.33		7.54		6.66	6.48
2/19/2021					7				
2/23/2021									
3/8/2021									
3/23/2021									
3/24/2021		7.26	6.7	7.27	7.04		7.66		6.48
3/25/2021									
3/26/2021	7.63							6.61	
3/29/2021									
3/30/2021						7.41			
4/1/2021									
7/19/2021									
7/20/2021									
8/16/2021	7.46								
8/18/2021		7.49	6.66		7.09	7.34	7.7		
8/19/2021				6.94					6.15
8/20/2021								6.33	
8/23/2021									
8/25/2021									
11/1/2021									
2/9/2022	7.36								
2/10/2022		7.28					7.59		
2/11/2022			6.57	7.27	7.18	7.58			
2/14/2022									
2/15/2022									
2/16/2022								6.57	6.37

Prediction Limit

Constituent: pH (s.u.) Analysis Run 5/23/2022 9:50 AM View: Appendix III

Plant Bowen Client: Southern Company Data: Bowen AP-1

	BGWC-20	BGWC-22	BGWC-21	BGWC-25	BGWC-7	BGWC-24	BGWC-23	BGWA-29 (bg)	BGWC-30
6/6/2016									
6/7/2016									
6/8/2016	7.45	7.1	7.88	7.95	7				
6/9/2016						6.83	7.3		
8/9/2016									
8/10/2016					7.02				
8/11/2016									
8/12/2016	7.18								
8/15/2016				7.66					
8/18/2016		7.1	7.86			6.88	7.27		
8/22/2016								7.91	
10/3/2016									
10/4/2016								7.81	
10/5/2016					6.96				
10/6/2016									
10/7/2016									
10/10/2016	6.66	6.77	7.96	7.26		6.95	7.35		
11/29/2016									
12/1/2016								8.06	
12/2/2016									
12/5/2016					7.16				
12/6/2016									
12/7/2016	7.46					6.91	7.23		
12/8/2016		6.94	7.82	7.55					
1/10/2017								7.97	
1/23/2017									7.39
2/7/2017									7.35
2/13/2017									
2/14/2017								7.89	
2/15/2017					7.05				
2/16/2017									
2/17/2017	7.17	7.02	7.56						
2/20/2017				7.45		6.71	7.17		
3/27/2017									7.46
4/13/2017									
4/14/2017								7.86	
4/17/2017					7.17				7.19
4/18/2017									
4/19/2017	7.01		7.42			6.76	7.22		
4/20/2017		6.95		7.58					
5/22/2017									7.4
5/25/2017								8.11	
5/26/2017									
5/30/2017									
6/1/2017	7.18		7.61	7.65	7.17				
6/2/2017									
6/5/2017		7.07				6.87	7.31		7.69
7/7/2017									
7/10/2017								8.12	
7/11/2017									7.29
7/12/2017									
7/13/2017					7.11				

Prediction Limit

Constituent: pH (s.u.) Analysis Run 5/23/2022 9:50 AM View: Appendix III

Plant Bowen Client: Southern Company Data: Bowen AP-1

	BGWC-20	BGWC-22	BGWC-21	BGWC-25	BGWC-7	BGWC-24	BGWC-23	BGWA-29 (bg)	BGWC-30
7/14/2017									
7/17/2017				7.73		6.65	7.3		
7/18/2017	7.2		7.77						
7/19/2017		6.97							
8/23/2017									7.37
10/9/2017									
10/10/2017								8.13	7.34
10/11/2017	7.1			7.5	7.19	6.6	7.05		
10/12/2017		6.95	7.65						
3/26/2018					7			7.98	7.33
3/27/2018									
3/28/2018	7.19		7.69	7.39					
3/29/2018		6.96				6.7	7.06		
6/12/2018					7			8.09	
6/13/2018	7.24					6.58	7.19		
6/14/2018		6.92	7.7	7.35					
6/15/2018									7.35
10/16/2018								7.64	
10/17/2018									
10/18/2018					6.84				
10/19/2018			7.57						
10/22/2018	6.93	6.81		7.25		6.61	7.11		7.35
2/25/2019									
2/27/2019	7.26				7.05			8	
2/28/2019									
3/1/2019		6.9		7.5		6.57	7.16		7.32
4/1/2019					6.99			7.85	
4/2/2019									7.22
4/3/2019	7.14	6.77	7.69			6.57	7		
4/4/2019				7.38					
5/2/2019		6.92							
9/23/2019								7.98	
9/24/2019					6.92				
9/25/2019									
9/26/2019	7.1								
9/27/2019		6.79					7.02		
9/30/2019			7.7	7.36		6.58			7.2
2/18/2020									
2/19/2020								8.01	
2/20/2020									
2/21/2020					7.12				
2/24/2020	7.17								
2/25/2020		6.72					7.05		
2/26/2020			7.55	7.3		6.6			7.28
3/18/2020								8.12	
3/19/2020					7.1				
3/20/2020		6.75	7.69						
3/23/2020	7.14						6.93		7.28
3/24/2020				7.36					
3/25/2020						6.58			
5/22/2020									
5/25/2020									

Prediction Limit

Constituent: pH (s.u.) Analysis Run 5/23/2022 9:50 AM View: Appendix III

Plant Bowen Client: Southern Company Data: Bowen AP-1

	BGWC-20	BGWC-22	BGWC-21	BGWC-25	BGWC-7	BGWC-24	BGWC-23	BGWA-29 (bg)	BGWC-30
6/23/2020									
7/28/2020									
9/2/2020									
9/3/2020									
9/23/2020								8.08	
9/24/2020		6.82	7.78				7.09		
9/25/2020					7.01	6.56			7.34
9/28/2020	7.26			7.35					
10/1/2020									
11/10/2020									
12/15/2020									
1/20/2021									
2/16/2021								8	
2/17/2021									
2/18/2021	7.35				6.88				
2/19/2021		6.9	7.64			6.66	7.05		
2/23/2021				7.44					
3/8/2021									7.44
3/23/2021								8	
3/24/2021									
3/25/2021									7.21
3/26/2021				7.36		6.54	6.91		
3/29/2021	7.24	6.71	7.75						
3/30/2021					7.05				
4/1/2021									
7/19/2021		6.67				6.53	6.98		
7/20/2021									7.28
8/16/2021								7.6	
8/18/2021									
8/19/2021				7.15	6.89				7.2
8/20/2021	7.07		7.8						
8/23/2021		6.59				6.44	6.73		
8/25/2021									
11/1/2021		6.8				6.75	6.94		7.3
2/9/2022									
2/10/2022								8.09	
2/11/2022					7.05				
2/14/2022							7.15		7.29
2/15/2022		6.89				6.66			
2/16/2022	7.31		7.9	7.3					

Prediction Limit

Constituent: pH (s.u.) Analysis Run 5/23/2022 9:50 AM View: Appendix III

Plant Bowen Client: Southern Company Data: Bowen AP-1

	BGWA-33 (bg)	BGWC-14A	BGWA-47D (bg)	BGWA-48D (bg)
6/6/2016				
6/7/2016				
6/8/2016				
6/9/2016				
8/9/2016				
8/10/2016				
8/11/2016				
8/12/2016				
8/15/2016				
8/18/2016				
8/22/2016				
10/3/2016				
10/4/2016				
10/5/2016				
10/6/2016				
10/7/2016				
10/10/2016				
11/29/2016				
12/1/2016				
12/2/2016				
12/5/2016				
12/6/2016				
12/7/2016				
12/8/2016				
1/10/2017				
1/23/2017				
2/7/2017				
2/13/2017				
2/14/2017				
2/15/2017				
2/16/2017				
2/17/2017				
2/20/2017				
3/27/2017				
4/13/2017				
4/14/2017				
4/17/2017				
4/18/2017				
4/19/2017				
4/20/2017				
5/22/2017				
5/25/2017				
5/26/2017				
5/30/2017				
6/1/2017				
6/2/2017				
6/5/2017				
7/7/2017				
7/10/2017				
7/11/2017				
7/12/2017				
7/13/2017				

Prediction Limit

Constituent: pH (s.u.) Analysis Run 5/23/2022 9:50 AM View: Appendix III

Plant Bowen Client: Southern Company Data: Bowen AP-1

	BGWA-33 (bg)	BGWC-14A	BGWA-47D (bg)	BGWA-48D (bg)
7/14/2017				
7/17/2017				
7/18/2017				
7/19/2017				
8/23/2017				
10/9/2017				
10/10/2017				
10/11/2017				
10/12/2017				
3/26/2018				
3/27/2018				
3/28/2018				
3/29/2018				
6/12/2018				
6/13/2018				
6/14/2018				
6/15/2018				
10/16/2018				
10/17/2018				
10/18/2018				
10/19/2018				
10/22/2018				
2/25/2019				
2/27/2019				
2/28/2019				
3/1/2019				
4/1/2019				
4/2/2019	7.67			
4/3/2019				
4/4/2019				
5/2/2019				
9/23/2019				
9/24/2019				
9/25/2019				
9/26/2019				
9/27/2019	7.75			
9/30/2019				
2/18/2020				
2/19/2020				
2/20/2020				
2/21/2020	7.54			
2/24/2020				
2/25/2020				
2/26/2020				
3/18/2020				
3/19/2020				
3/20/2020	7.53			
3/23/2020				
3/24/2020				
3/25/2020				
5/22/2020		7.2	7.15	
5/25/2020				7.45

Prediction Limit

Constituent: pH (s.u.) Analysis Run 5/23/2022 9:50 AM View: Appendix III

Plant Bowen Client: Southern Company Data: Bowen AP-1

	BGWA-33 (bg)	BGWC-14A	BGWA-47D (bg)	BGWA-48D (bg)
6/23/2020		7.41 (D)	7 (D)	7.46 (D)
7/28/2020		6.98	6.98	7.79
9/2/2020		6.97	6.95	
9/3/2020				7.35
9/23/2020				
9/24/2020				
9/25/2020	7.62			
9/28/2020	7.02			
10/1/2020		7.08	6.94	7.41
11/10/2020		7	6.89	7.17
12/15/2020		7.02	7.04	7.37
1/20/2021		7.12	6.83	7.31
2/16/2021				
2/17/2021			6.89	7.21
2/18/2021		7.14		
2/19/2021	7.73			
2/23/2021				
3/8/2021				
3/23/2021				
3/24/2021		7.04		
3/25/2021			6.94	7.22
3/26/2021				
3/29/2021				
3/30/2021				
4/1/2021	7.75			
7/19/2021				
7/20/2021				
8/16/2021			6.8	7.13
8/18/2021		6.86		
8/19/2021				
8/20/2021				
8/23/2021				
8/25/2021	7.52			
11/1/2021				
2/9/2022		7.01	6.86	7.16
2/10/2022				
2/11/2022				
2/14/2022				
2/15/2022				
2/16/2022	7.2			

Prediction Limit

Constituent: Sulfate (mg/L) Analysis Run 5/23/2022 9:50 AM View: Appendix III

Plant Bowen Client: Southern Company Data: Bowen AP-1

	BGWA-2 (bg)	BGWC-9	BGWC-12	BGWC-16	BGWC-17	BGWC-8	BGWC-10	BGWC-21	BGWC-22
6/6/2016	8	100							
6/7/2016			190	240	120	26	99		
6/8/2016								75	660
6/9/2016									
8/9/2016	6.5								
8/10/2016						29			
8/11/2016		110		250	110				
8/12/2016			180						
8/15/2016									
8/16/2016							110		
8/18/2016								66	730
8/22/2016									
10/3/2016	5.7								
10/4/2016						40			
10/5/2016		120							
10/6/2016			200						
10/7/2016				260	150		110		
10/10/2016								57	650
11/29/2016	5.2								
12/1/2016									
12/2/2016						37			
12/5/2016		130	130						
12/6/2016				280	130		110		
12/7/2016									
12/8/2016								68	660
1/10/2017									
1/23/2017									
2/7/2017									
2/13/2017	6.4								
2/14/2017						45			
2/15/2017		120	190						
2/16/2017				380	120		110		
2/17/2017								57	740
2/20/2017									
3/27/2017									
4/13/2017	4.9								
4/14/2017						27			
4/17/2017		110							
4/18/2017			220	290			110		
4/19/2017					110			52	
4/20/2017									990
5/22/2017									
5/25/2017	5.7								
5/26/2017		110				34			
5/30/2017				260	110				
6/1/2017								55	
6/2/2017			250				110		
6/5/2017									700
7/7/2017	6.3								
7/10/2017						28			
7/11/2017		110							
7/12/2017							110		

Prediction Limit

Constituent: Sulfate (mg/L) Analysis Run 5/23/2022 9:50 AM View: Appendix III

Plant Bowen Client: Southern Company Data: Bowen AP-1

	BGWA-2 (bg)	BGWC-9	BGWC-12	BGWC-16	BGWC-17	BGWC-8	BGWC-10	BGWC-21	BGWC-22
7/13/2017			250						
7/14/2017				260	110				
7/17/2017									
7/18/2017								50	
7/19/2017									720
8/23/2017									
10/9/2017	6.1								
10/10/2017		110	210			30			
10/11/2017				270	120		110		
10/12/2017								48	780
6/12/2018	8.3	80.6		246		35.2			
6/13/2018									
6/14/2018			275		106		110	48.1	738
6/15/2018									
10/16/2018	8.9					53			
10/17/2018		117	336		118				
10/18/2018				276			122		
10/19/2018								57.2	
10/22/2018									846
4/1/2019	10.8	81.4	239			30.5			
4/2/2019				272	86.9		105		
4/3/2019								61.9	720
4/4/2019									
5/2/2019	11.2								827
9/23/2019	9								
9/24/2019		89				36.5			
9/25/2019			205				93.7		
9/26/2019				288	219				
9/27/2019									905
9/30/2019								54.5	
2/19/2020									
2/21/2020									
2/25/2020									472
2/26/2020									
3/18/2020	11.7					34.3			
3/19/2020		74.3	255	311	90.5				
3/20/2020								57.8	610
3/23/2020							95.6		
3/24/2020									
3/25/2020									
5/22/2020									
5/25/2020									
6/23/2020									
7/28/2020									
9/2/2020									
9/3/2020									
9/23/2020	12.9					33.5			
9/24/2020		84.8		338	156		98.6	57.8	864
9/25/2020			320						
9/28/2020									
10/1/2020									
11/10/2020									

Prediction Limit

Constituent: Sulfate (mg/L) Analysis Run 5/23/2022 9:50 AM View: Appendix III

Plant Bowen Client: Southern Company Data: Bowen AP-1

	BGWA-2 (bg)	BGWC-9	BGWC-12	BGWC-16	BGWC-17	BGWC-8	BGWC-10	BGWC-21	BGWC-22
12/15/2020									
1/20/2021									
3/23/2021									
3/24/2021		70.5	301	317	93.7	24.2			
3/25/2021									
3/26/2021	12.8								
3/29/2021								55.2	772
3/30/2021							104		
4/1/2021									
7/19/2021									506
7/20/2021									
8/16/2021	12.7								
8/18/2021		71.7	326	297		34	97.9		
8/19/2021					91.7				
8/20/2021								54.6	
8/23/2021									848
8/25/2021									
11/1/2021									690
2/9/2022	13.5								
2/10/2022		70				27.2			
2/11/2022			343	358	88.7		86.1		
2/14/2022									
2/15/2022									789
2/16/2022								48.7	

Prediction Limit

Constituent: Sulfate (mg/L) Analysis Run 5/23/2022 9:50 AM View: Appendix III

Plant Bowen Client: Southern Company Data: Bowen AP-1

	BGWC-20	BGWC-7	BGWC-19	BGWC-18	BGWC-25	BGWC-23	BGWC-24	BGWA-29 (bg)	BGWC-30
6/6/2016									
6/7/2016									
6/8/2016	530	410	110	120	10				
6/9/2016						510	730		
8/9/2016									
8/10/2016									
8/11/2016		460							
8/12/2016	530		110	81					
8/15/2016					10				
8/16/2016									
8/18/2016						480	580		
8/22/2016								4.2	
10/3/2016									
10/4/2016								6.4	
10/5/2016									
10/6/2016		440							
10/7/2016			150	140					
10/10/2016	600				10	460	520		
11/29/2016									
12/1/2016								7.8	
12/2/2016									
12/5/2016									
12/6/2016		470		160					
12/7/2016	580		97			490	370		
12/8/2016					13				
1/10/2017								4.5	
1/23/2017									410
2/7/2017									410
2/13/2017									
2/14/2017								5.1	
2/15/2017		510							
2/16/2017			130	92					
2/17/2017	710								
2/20/2017					24	520	610		
3/27/2017									410
4/13/2017									
4/14/2017								4.4	
4/17/2017									400
4/18/2017		450							
4/19/2017	610		140	80		490	600		
4/20/2017					26				
5/22/2017									460
5/25/2017								4.2	
5/26/2017									
5/30/2017									
6/1/2017	550		70	73	29				
6/2/2017		470							
6/5/2017						480	700		440
7/7/2017									
7/10/2017								3.5	
7/11/2017									420
7/12/2017									

Prediction Limit

Constituent: Sulfate (mg/L) Analysis Run 5/23/2022 9:50 AM View: Appendix III

Plant Bowen Client: Southern Company Data: Bowen AP-1

	BGWC-20	BGWC-7	BGWC-19	BGWC-18	BGWC-25	BGWC-23	BGWC-24	BGWA-29 (bg)	BGWC-30
7/13/2017									
7/14/2017		230	110	78					
7/17/2017					25	510	670		
7/18/2017	590								
7/19/2017									
8/23/2017									390
10/9/2017									
10/10/2017								3.3	420
10/11/2017	550	480	93	83	12	510	510		
10/12/2017									
6/12/2018								6.8	
6/13/2018	541	419				586	689		
6/14/2018				74.6	10				
6/15/2018			78.3						174
10/16/2018								7.6	
10/17/2018									
10/18/2018		438		89.3					
10/19/2018			114						
10/22/2018	604				8.1	590	723		204
4/1/2019								5.2	
4/2/2019		334		70.1					153
4/3/2019	593		90.6			603	648		
4/4/2019					11.4				
5/2/2019									
9/23/2019								6.6	
9/24/2019		266							
9/25/2019									
9/26/2019	498		130	114					
9/27/2019						721			51.7
9/30/2019					10.7		758		
2/19/2020								1.6	
2/21/2020									
2/25/2020									
2/26/2020									42.6
3/18/2020								3.7	
3/19/2020		287							
3/20/2020			76.9	75.9					
3/23/2020	494					612			55.7
3/24/2020					18.8				
3/25/2020							603		
5/22/2020									
5/25/2020									
6/23/2020									
7/28/2020									
9/2/2020									
9/3/2020									
9/23/2020								5.3	
9/24/2020				69.9		676			
9/25/2020		298					613		53.6
9/28/2020	578		70.3		8.8				
10/1/2020									
11/10/2020									

Prediction Limit

Constituent: Sulfate (mg/L) Analysis Run 5/23/2022 9:50 AM View: Appendix III

Plant Bowen Client: Southern Company Data: Bowen AP-1

	BGWC-20	BGWC-7	BGWC-19	BGWC-18	BGWC-25	BGWC-23	BGWC-24	BGWA-29 (bg)	BGWC-30
12/15/2020									
1/20/2021									
3/23/2021								4.6	
3/24/2021				67.3					
3/25/2021									28.1
3/26/2021			66.8		21.3	679	515		
3/29/2021	504								
3/30/2021		290							
4/1/2021									
7/19/2021						335	194		
7/20/2021									37.2
8/16/2021								4.8	
8/18/2021									
8/19/2021		237		56.4	10.2				58.2
8/20/2021	550		47.5						
8/23/2021						628	527		
8/25/2021									
11/1/2021						410	225		65.5
2/9/2022									
2/10/2022								1.9	
2/11/2022		225							
2/14/2022						622			74.4
2/15/2022							473		
2/16/2022	555		79.6	61.5	13.7				

Prediction Limit

Constituent: Sulfate (mg/L) Analysis Run 5/23/2022 9:50 AM View: Appendix III

Plant Bowen Client: Southern Company Data: Bowen AP-1

	BGWA-33 (bg)	BGWA-47D (bg)	BGWC-14A	BGWA-48D (bg)
6/6/2016				
6/7/2016				
6/8/2016				
6/9/2016				
8/9/2016				
8/10/2016				
8/11/2016				
8/12/2016				
8/15/2016				
8/16/2016				
8/18/2016				
8/22/2016				
10/3/2016				
10/4/2016				
10/5/2016				
10/6/2016				
10/7/2016				
10/10/2016				
11/29/2016				
12/1/2016				
12/2/2016				
12/5/2016				
12/6/2016				
12/7/2016				
12/8/2016				
1/10/2017				
1/23/2017				
2/7/2017				
2/13/2017				
2/14/2017				
2/15/2017				
2/16/2017				
2/17/2017				
2/20/2017				
3/27/2017				
4/13/2017				
4/14/2017				
4/17/2017				
4/18/2017				
4/19/2017				
4/20/2017				
5/22/2017				
5/25/2017				
5/26/2017				
5/30/2017				
6/1/2017				
6/2/2017				
6/5/2017				
7/7/2017				
7/10/2017				
7/11/2017				
7/12/2017				

Prediction Limit

Constituent: Sulfate (mg/L) Analysis Run 5/23/2022 9:50 AM View: Appendix III

Plant Bowen Client: Southern Company Data: Bowen AP-1

	BGWA-33 (bg)	BGWA-47D (bg)	BGWC-14A	BGWA-48D (bg)
7/13/2017				
7/14/2017				
7/17/2017				
7/18/2017				
7/19/2017				
8/23/2017				
10/9/2017				
10/10/2017				
10/11/2017				
10/12/2017				
6/12/2018				
6/13/2018				
6/14/2018				
6/15/2018				
10/16/2018				
10/17/2018				
10/18/2018				
10/19/2018				
10/22/2018				
4/1/2019				
4/2/2019				
4/3/2019	26.2			
4/4/2019				
5/2/2019				
9/23/2019				
9/24/2019				
9/25/2019				
9/26/2019				
9/27/2019	200 (o)			
9/30/2019				
2/19/2020				
2/21/2020	23.5			
2/25/2020				
2/26/2020				
3/18/2020				
3/19/2020				
3/20/2020	26.1			
3/23/2020				
3/24/2020				
3/25/2020				
5/22/2020		53.5	92.6	
5/25/2020				43.3
6/23/2020		64.5	88.7	59.7
7/28/2020		65.7	300	15.8
9/2/2020		70.2	360	
9/3/2020				24.4
9/23/2020				
9/24/2020				
9/25/2020	22.6			
9/28/2020				
10/1/2020		70.2	382	26.6
11/10/2020		68.9	354	24.1

Prediction Limit

Constituent: Sulfate (mg/L) Analysis Run 5/23/2022 9:50 AM View: Appendix III

Plant Bowen Client: Southern Company Data: Bowen AP-1

	BGWA-33 (bg)	BGWA-47D (bg)	BGWC-14A	BGWA-48D (bg)
12/15/2020		78	406	28.3
1/20/2021		73.4	299	26.1
3/23/2021				
3/24/2021			115	
3/25/2021		74.5		22
3/26/2021				
3/29/2021				
3/30/2021				
4/1/2021	24.6			
7/19/2021				
7/20/2021				
8/16/2021		74.5		6.7
8/18/2021			375	
8/19/2021				
8/20/2021				
8/23/2021				
8/25/2021	25			
11/1/2021				
2/9/2022		72.7	130	19.1
2/10/2022				
2/11/2022				
2/14/2022				
2/15/2022				
2/16/2022	22.8			

Prediction Limit

Constituent: Total Dissolved Solids (mg/L) Analysis Run 5/23/2022 9:50 AM View: Appendix III

Plant Bowen Client: Southern Company Data: Bowen AP-1

	BGWA-2 (bg)	BGWC-9	BGWC-16	BGWC-17	BGWC-12	BGWC-10	BGWC-8	BGWC-25	BGWC-18
6/6/2016	170	320							
6/7/2016			580	360	510	300	200		
6/8/2016								170	390
6/9/2016									
8/9/2016	183								
8/10/2016							228		
8/11/2016		361	548	340					
8/12/2016					476				310
8/15/2016								161	
8/16/2016						286			
8/18/2016									
8/22/2016									
10/3/2016	201								
10/4/2016							186		
10/5/2016		376							
10/6/2016					524				
10/7/2016			617	533		513			823
10/10/2016								196	
11/29/2016	109								
12/1/2016									
12/2/2016							183		
12/5/2016		426			489				
12/6/2016			730	413		421			560
12/7/2016									
12/8/2016								209	
1/10/2017									
1/23/2017									
2/7/2017									
2/13/2017	214								
2/14/2017							367		
2/15/2017		452			562				
2/16/2017			685	434		433			364
2/17/2017									
2/20/2017								251	
3/27/2017									
4/13/2017	211								
4/14/2017							184		
4/17/2017		388							
4/18/2017			621		955	349			
4/19/2017				415					337
4/20/2017								324	
5/22/2017									
5/25/2017	173								
5/26/2017		423					179		
5/30/2017			601	391					
6/1/2017								177	215
6/2/2017					602	313			
6/5/2017									
7/7/2017	165								
7/10/2017							211		
7/11/2017		387							
7/12/2017						255			

Prediction Limit

Constituent: Total Dissolved Solids (mg/L) Analysis Run 5/23/2022 9:50 AM View: Appendix III

Plant Bowen Client: Southern Company Data: Bowen AP-1

	BGWA-2 (bg)	BGWC-9	BGWC-16	BGWC-17	BGWC-12	BGWC-10	BGWC-8	BGWC-25	BGWC-18
7/13/2017					617				
7/14/2017			569	391					281
7/17/2017								238	
7/18/2017									
7/19/2017									
8/23/2017									
10/9/2017	150								
10/10/2017		376			534		178		
10/11/2017			588	403		343		199	334
10/12/2017									
6/12/2018	187	348	593				217		
6/13/2018									
6/14/2018				395	684	362		225	290
6/15/2018									
10/16/2018	192						247		
10/17/2018		377		446	739				
10/18/2018			578			355			325
10/19/2018									
10/22/2018								218	
4/1/2019	226	326			191		191		
4/2/2019			604	321		355			258
4/3/2019									
4/4/2019								196	
9/23/2019	186								
9/24/2019		325					193		
9/25/2019					690	388			
9/26/2019			688	550					470
9/27/2019									
9/30/2019								220	
2/19/2020									
2/21/2020									
2/25/2020									
2/26/2020									
3/18/2020	191						193		
3/19/2020		306	631	324	662				
3/20/2020									255
3/23/2020						355			
3/24/2020								213	
3/25/2020									
5/22/2020									
5/25/2020									
6/23/2020									
7/28/2020									
9/2/2020									
9/3/2020									
9/23/2020	237						187		
9/24/2020		322	732	481		356			310
9/25/2020					740				
9/28/2020								223	
10/1/2020									
11/10/2020									
12/15/2020									

Prediction Limit

Constituent: Total Dissolved Solids (mg/L) Analysis Run 5/23/2022 9:50 AM View: Appendix III

Plant Bowen Client: Southern Company Data: Bowen AP-1

	BGWA-2 (bg)	BGWC-9	BGWC-16	BGWC-17	BGWC-12	BGWC-10	BGWC-8	BGWC-25	BGWC-18
1/20/2021									
3/23/2021									
3/24/2021		294	610	374	752		198		240
3/25/2021									
3/26/2021	204							215	
3/29/2021									
3/30/2021						321			
4/1/2021									
8/16/2021	217								
8/18/2021		307	658		798	366	220		
8/19/2021				384				235	252
8/20/2021									
8/23/2021									
8/25/2021									
2/9/2022	229								
2/10/2022		304					259		
2/11/2022			782	392	816	360			
2/14/2022									
2/15/2022									
2/16/2022								235	253

Prediction Limit

Constituent: Total Dissolved Solids (mg/L) Analysis Run 5/23/2022 9:50 AM View: Appendix III

Plant Bowen Client: Southern Company Data: Bowen AP-1

	BGWC-7	BGWC-20	BGWC-19	BGWC-22	BGWC-21	BGWC-23	BGWC-24	BGWA-29 (bg)	BGWC-30
6/6/2016									
6/7/2016									
6/8/2016	800	1000	340	2000	260				
6/9/2016						1900	5200		
8/9/2016									
8/10/2016									
8/11/2016	852								
8/12/2016		1100	326						
8/15/2016									
8/16/2016									
8/18/2016				1960	239	1600	4200		
8/22/2016								121	
10/3/2016									
10/4/2016								95	
10/5/2016									
10/6/2016	906								
10/7/2016			621						
10/10/2016		1110		2130	239	1640	3850		
11/29/2016									
12/1/2016								121	
12/2/2016									
12/5/2016									
12/6/2016	976								
12/7/2016		1100	269			1770	2720		
12/8/2016				2200	255				
1/10/2017								115	
1/23/2017									2060
2/7/2017									1860
2/13/2017									
2/14/2017								345 (o)	
2/15/2017	968								
2/16/2017			488						
2/17/2017		1160		2200	236				
2/20/2017						1720	4200		
3/27/2017									2440
4/13/2017									
4/14/2017								119	
4/17/2017									2180
4/18/2017	944								
4/19/2017		1180	396		247	1800	4680		
4/20/2017				2330					
5/22/2017									2470
5/25/2017								109	
5/26/2017									
5/30/2017									
6/1/2017		1130	266		185				
6/2/2017	910								
6/5/2017				2530		2050	5660		2780
7/7/2017									
7/10/2017								140	
7/11/2017									2580
7/12/2017									

Prediction Limit

Constituent: Total Dissolved Solids (mg/L) Analysis Run 5/23/2022 9:50 AM View: Appendix III

Plant Bowen Client: Southern Company Data: Bowen AP-1

	BGWC-7	BGWC-20	BGWC-19	BGWC-22	BGWC-21	BGWC-23	BGWC-24	BGWA-29 (bg)	BGWC-30
7/13/2017									
7/14/2017	887		325						
7/17/2017						1810	5080		
7/18/2017		1160			219				
7/19/2017				2650					
8/23/2017									2400
10/9/2017									
10/10/2017								93	1990
10/11/2017	887	1050	287			1780	4920		
10/12/2017				2500	245				
6/12/2018								139	
6/13/2018	873	1060				2020	4180		
6/14/2018				2380	231				
6/15/2018			280						1190
10/16/2018								138	
10/17/2018									
10/18/2018	876								
10/19/2018			321		236				
10/22/2018		1150		2490		1880	4300		1070
4/1/2019								114	
4/2/2019	728								773
4/3/2019		1090	259	2180	244	1990	13 (J)		
4/4/2019									
9/23/2019								122	
9/24/2019	733								
9/25/2019									
9/26/2019		1210	428						
9/27/2019				3260		2540			629
9/30/2019					256		4430		
2/19/2020								113	
2/21/2020									
2/25/2020				1930					
2/26/2020									523
3/18/2020								108	
3/19/2020	733								
3/20/2020			243	2200	253				
3/23/2020		1220				2800			613
3/24/2020									
3/25/2020							4140		
5/22/2020									
5/25/2020									
6/23/2020									
7/28/2020									
9/2/2020									
9/3/2020									
9/23/2020								114	
9/24/2020				3490	243	3160			
9/25/2020	726						5020		482
9/28/2020		1060	243						
10/1/2020									
11/10/2020									
12/15/2020									

Prediction Limit

Constituent: Total Dissolved Solids (mg/L) Analysis Run 5/23/2022 9:50 AM View: Appendix III

Plant Bowen Client: Southern Company Data: Bowen AP-1

	BGWC-7	BGWC-20	BGWC-19	BGWC-22	BGWC-21	BGWC-23	BGWC-24	BGWA-29 (bg)	BGWC-30
1/20/2021									
3/23/2021								108	
3/24/2021									
3/25/2021									358
3/26/2021			205			2690	3070		
3/29/2021		1100		2430	198				
3/30/2021	570								
4/1/2021									
8/16/2021								101	
8/18/2021									
8/19/2021	666								682
8/20/2021		1300	204		213				
8/23/2021				3660		3140	4300		
8/25/2021									
2/9/2022									
2/10/2022								96	
2/11/2022	618								
2/14/2022						3350			618
2/15/2022				3340			3890		
2/16/2022		1180	288		235				

Prediction Limit

Constituent: Total Dissolved Solids (mg/L) Analysis Run 5/23/2022 9:50 AM View: Appendix III

Plant Bowen Client: Southern Company Data: Bowen AP-1

	BGWA-33 (bg)	BGWC-14A	BGWA-47D (bg)	BGWA-48D (bg)
6/6/2016				
6/7/2016				
6/8/2016				
6/9/2016				
8/9/2016				
8/10/2016				
8/11/2016				
8/12/2016				
8/15/2016				
8/16/2016				
8/18/2016				
8/22/2016				
10/3/2016				
10/4/2016				
10/5/2016				
10/6/2016				
10/7/2016				
10/10/2016				
11/29/2016				
12/1/2016				
12/2/2016				
12/5/2016				
12/6/2016				
12/7/2016				
12/8/2016				
1/10/2017				
1/23/2017				
2/7/2017				
2/13/2017				
2/14/2017				
2/15/2017				
2/16/2017				
2/17/2017				
2/20/2017				
3/27/2017				
4/13/2017				
4/14/2017				
4/17/2017				
4/18/2017				
4/19/2017				
4/20/2017				
5/22/2017				
5/25/2017				
5/26/2017				
5/30/2017				
6/1/2017				
6/2/2017				
6/5/2017				
7/7/2017				
7/10/2017				
7/11/2017				
7/12/2017				

Prediction Limit

Constituent: Total Dissolved Solids (mg/L) Analysis Run 5/23/2022 9:50 AM View: Appendix III

Plant Bowen Client: Southern Company Data: Bowen AP-1

	BGWA-33 (bg)	BGWC-14A	BGWA-47D (bg)	BGWA-48D (bg)
7/13/2017				
7/14/2017				
7/17/2017				
7/18/2017				
7/19/2017				
8/23/2017				
10/9/2017				
10/10/2017				
10/11/2017				
10/12/2017				
6/12/2018				
6/13/2018				
6/14/2018				
6/15/2018				
10/16/2018				
10/17/2018				
10/18/2018				
10/19/2018				
10/22/2018				
4/1/2019				
4/2/2019				
4/3/2019	235			
4/4/2019				
9/23/2019				
9/24/2019				
9/25/2019				
9/26/2019				
9/27/2019	275			
9/30/2019				
2/19/2020				
2/21/2020	229			
2/25/2020				
2/26/2020				
3/18/2020				
3/19/2020				
3/20/2020	229			
3/23/2020				
3/24/2020				
3/25/2020				
5/22/2020		454	357	
5/25/2020				249
6/23/2020		423	383	280
7/28/2020		768	410	264
9/2/2020		814	389	
9/3/2020				303
9/23/2020				
9/24/2020				
9/25/2020	233			
9/28/2020				
10/1/2020		824	384	301
11/10/2020		800	405	305
12/15/2020		876	385	289

Prediction Limit

Constituent: Total Dissolved Solids (mg/L) Analysis Run 5/23/2022 9:50 AM View: Appendix III

Plant Bowen Client: Southern Company Data: Bowen AP-1

	BGWA-33 (bg)	BGWC-14A	BGWA-47D (bg)	BGWA-48D (bg)
1/20/2021		786	377	285
3/23/2021				
3/24/2021		445		
3/25/2021			415	331
3/26/2021				
3/29/2021				
3/30/2021				
4/1/2021	183			
8/16/2021			399	269
8/18/2021		850		
8/19/2021				
8/20/2021				
8/23/2021				
8/25/2021	208			
2/9/2022		468	403	290
2/10/2022				
2/11/2022				
2/14/2022				
2/15/2022				
2/16/2022	208			

FIGURE E.

Appendix III Trend Tests - Significant Results

Plant Bowen Client: Southern Company Data: Bowen AP-1 Printed 5/23/2022, 9:57 AM

Constituent	Well	Slope	Calc.	Critical	Sig.	N	%NDs	Normality	Xform	Alpha	Method
Boron (mg/L)	BGWA-48D (bg)	0.01409	40	34	Yes	11	0	n/a	n/a	0.01	NP
Boron (mg/L)	BGWC-12	0.05103	75	68	Yes	18	0	n/a	n/a	0.01	NP
Boron (mg/L)	BGWC-18	-0.07887	-80	-68	Yes	18	0	n/a	n/a	0.01	NP
Boron (mg/L)	BGWC-21	-0.01517	-76	-68	Yes	18	0	n/a	n/a	0.01	NP
Boron (mg/L)	BGWC-22	1.738	138	92	Yes	22	0	n/a	n/a	0.01	NP
Boron (mg/L)	BGWC-23	1.929	140	81	Yes	20	0	n/a	n/a	0.01	NP
Boron (mg/L)	BGWC-30	-4.234	-124	-87	Yes	21	0	n/a	n/a	0.01	NP
Boron (mg/L)	BGWC-7	-0.156	-95	-68	Yes	18	0	n/a	n/a	0.01	NP
Boron (mg/L)	BGWC-9	-0.04517	-83	-68	Yes	18	0	n/a	n/a	0.01	NP
Calcium (mg/L)	BGWA-2 (bg)	3.151	103	74	Yes	19	0	n/a	n/a	0.01	NP
Calcium (mg/L)	BGWC-12	13.94	128	68	Yes	18	0	n/a	n/a	0.01	NP
Calcium (mg/L)	BGWC-16	5.748	69	68	Yes	18	0	n/a	n/a	0.01	NP
Calcium (mg/L)	BGWC-20	14.19	101	68	Yes	18	0	n/a	n/a	0.01	NP
Calcium (mg/L)	BGWC-22	63.52	162	92	Yes	22	0	n/a	n/a	0.01	NP
Calcium (mg/L)	BGWC-23	81.76	154	81	Yes	20	0	n/a	n/a	0.01	NP
Calcium (mg/L)	BGWC-30	-70.23	-124	-87	Yes	21	0	n/a	n/a	0.01	NP
Chloride (mg/L)	BGWA-29 (bg)	-0.1487	-116	-74	Yes	19	0	n/a	n/a	0.01	NP
Chloride (mg/L)	BGWA-48D (bg)	2.655	41	34	Yes	11	0	n/a	n/a	0.01	NP
Chloride (mg/L)	BGWC-10	1.195	95	68	Yes	18	0	n/a	n/a	0.01	NP
Chloride (mg/L)	BGWC-12	-5.448	-142	-68	Yes	18	0	n/a	n/a	0.01	NP
Chloride (mg/L)	BGWC-16	-4.642	-100	-68	Yes	18	0	n/a	n/a	0.01	NP
Chloride (mg/L)	BGWC-22	64.94	120	92	Yes	22	0	n/a	n/a	0.01	NP
Chloride (mg/L)	BGWC-23	99.27	128	81	Yes	20	0	n/a	n/a	0.01	NP
Chloride (mg/L)	BGWC-30	-158.9	-128	-87	Yes	21	0	n/a	n/a	0.01	NP
pH (s.u.)	BGWA-47D (bg)	-0.1683	-42	-38	Yes	12	0	n/a	n/a	0.01	NP
pH (s.u.)	BGWA-48D (bg)	-0.2601	-44	-38	Yes	12	0	n/a	n/a	0.01	NP
pH (s.u.)	BGWC-16	-0.06281	-141	-92	Yes	22	0	n/a	n/a	0.01	NP
pH (s.u.)	BGWC-24	-0.05068	-150	-105	Yes	24	0	n/a	n/a	0.01	NP
Sulfate (mg/L)	BGWA-2 (bg)	1.551	114	74	Yes	19	0	n/a	n/a	0.01	NP
Sulfate (mg/L)	BGWA-47D (bg)	11.12	35	34	Yes	11	0	n/a	n/a	0.01	NP
Sulfate (mg/L)	BGWC-12	26.73	101	68	Yes	18	0	n/a	n/a	0.01	NP
Sulfate (mg/L)	BGWC-16	12.77	78	68	Yes	18	0	n/a	n/a	0.01	NP
Sulfate (mg/L)	BGWC-19	-9.937	-71	-68	Yes	18	0	n/a	n/a	0.01	NP
Sulfate (mg/L)	BGWC-7	-42.67	-76	-68	Yes	18	0	n/a	n/a	0.01	NP
Total Dissolved Solids (mg/L)	BGWC-12	53.16	89	68	Yes	18	0	n/a	n/a	0.01	NP
Total Dissolved Solids (mg/L)	BGWC-22	230.5	78	74	Yes	19	0	n/a	n/a	0.01	NP
Total Dissolved Solids (mg/L)	BGWC-23	267.9	111	68	Yes	18	0	n/a	n/a	0.01	NP
Total Dissolved Solids (mg/L)	BGWC-30	-429.5	-107	-74	Yes	19	0	n/a	n/a	0.01	NP
Total Dissolved Solids (mg/L)	BGWC-7	-58.31	-95	-68	Yes	18	0	n/a	n/a	0.01	NP

Appendix III Trend Tests - All Results

Plant Bowen Client: Southern Company Data: Bowen AP-1 Printed 5/23/2022, 9:57 AM

Constituent	Well	Slope	Calc.	Critical	Sig.	N	%NDs	Normality	Xform	Alpha	Method
Boron (mg/L)	BGWA-2 (bg)	-0.001057	-30	-74	No	19	10.53	n/a	n/a	0.01	NP
Boron (mg/L)	BGWA-29 (bg)	0	-20	-74	No	19	52.63	n/a	n/a	0.01	NP
Boron (mg/L)	BGWA-33 (bg)	-0.00896	-13	-21	No	8	0	n/a	n/a	0.01	NP
Boron (mg/L)	BGWA-47D (bg)	-0.003476	-16	-34	No	11	0	n/a	n/a	0.01	NP
Boron (mg/L)	**BGWA-48D (bg)**	**0.01409**	**40**	**34**	**Yes**	**11**	**0**	**n/a**	**n/a**	**0.01**	**NP**
Boron (mg/L)	BGWC-10	0	1	68	No	18	0	n/a	n/a	0.01	NP
Boron (mg/L)	**BGWC-12**	**0.05103**	**75**	**68**	**Yes**	**18**	**0**	**n/a**	**n/a**	**0.01**	**NP**
Boron (mg/L)	BGWC-14A	0.1998	15	34	No	11	0	n/a	n/a	0.01	NP
Boron (mg/L)	BGWC-16	-0.03518	-40	-68	No	18	0	n/a	n/a	0.01	NP
Boron (mg/L)	BGWC-17	-0.07626	-57	-68	No	18	0	n/a	n/a	0.01	NP
Boron (mg/L)	**BGWC-18**	**-0.07887**	**-80**	**-68**	**Yes**	**18**	**0**	**n/a**	**n/a**	**0.01**	**NP**
Boron (mg/L)	BGWC-19	-0.05978	-59	-68	No	18	0	n/a	n/a	0.01	NP
Boron (mg/L)	BGWC-20	0.1789	57	68	No	18	0	n/a	n/a	0.01	NP
Boron (mg/L)	**BGWC-21**	**-0.01517**	**-76**	**-68**	**Yes**	**18**	**0**	**n/a**	**n/a**	**0.01**	**NP**
Boron (mg/L)	**BGWC-22**	**1.738**	**138**	**92**	**Yes**	**22**	**0**	**n/a**	**n/a**	**0.01**	**NP**
Boron (mg/L)	**BGWC-23**	**1.929**	**140**	**81**	**Yes**	**20**	**0**	**n/a**	**n/a**	**0.01**	**NP**
Boron (mg/L)	BGWC-24	0.4229	15	81	No	20	0	n/a	n/a	0.01	NP
Boron (mg/L)	BGWC-25	0.004221	62	68	No	18	0	n/a	n/a	0.01	NP
Boron (mg/L)	**BGWC-30**	**-4.234**	**-124**	**-87**	**Yes**	**21**	**0**	**n/a**	**n/a**	**0.01**	**NP**
Boron (mg/L)	**BGWC-7**	**-0.156**	**-95**	**-68**	**Yes**	**18**	**0**	**n/a**	**n/a**	**0.01**	**NP**
Boron (mg/L)	BGWC-8	-0.004148	-36	-68	No	18	0	n/a	n/a	0.01	NP
Boron (mg/L)	**BGWC-9**	**-0.04517**	**-83**	**-68**	**Yes**	**18**	**0**	**n/a**	**n/a**	**0.01**	**NP**
Calcium (mg/L)	**BGWA-2 (bg)**	**3.151**	**103**	**74**	**Yes**	**19**	**0**	**n/a**	**n/a**	**0.01**	**NP**
Calcium (mg/L)	BGWA-29 (bg)	0	-1	-74	No	19	0	n/a	n/a	0.01	NP
Calcium (mg/L)	BGWA-33 (bg)	0.7439	2	21	No	8	0	n/a	n/a	0.01	NP
Calcium (mg/L)	BGWA-47D (bg)	10.28	28	34	No	11	0	n/a	n/a	0.01	NP
Calcium (mg/L)	BGWA-48D (bg)	19.96	21	34	No	11	0	n/a	n/a	0.01	NP
Calcium (mg/L)	**BGWC-12**	**13.94**	**128**	**68**	**Yes**	**18**	**0**	**n/a**	**n/a**	**0.01**	**NP**
Calcium (mg/L)	**BGWC-16**	**5.748**	**69**	**68**	**Yes**	**18**	**0**	**n/a**	**n/a**	**0.01**	**NP**
Calcium (mg/L)	**BGWC-20**	**14.19**	**101**	**68**	**Yes**	**18**	**0**	**n/a**	**n/a**	**0.01**	**NP**
Calcium (mg/L)	**BGWC-22**	**63.52**	**162**	**92**	**Yes**	**22**	**0**	**n/a**	**n/a**	**0.01**	**NP**
Calcium (mg/L)	**BGWC-23**	**81.76**	**154**	**81**	**Yes**	**20**	**0**	**n/a**	**n/a**	**0.01**	**NP**
Calcium (mg/L)	BGWC-24	6.157	8	81	No	20	0	n/a	n/a	0.01	NP
Calcium (mg/L)	**BGWC-30**	**-70.23**	**-124**	**-87**	**Yes**	**21**	**0**	**n/a**	**n/a**	**0.01**	**NP**
Calcium (mg/L)	BGWC-7	-0.7271	-16	-68	No	18	0	n/a	n/a	0.01	NP
Chloride (mg/L)	BGWA-2 (bg)	0.248	67	74	No	19	0	n/a	n/a	0.01	NP
Chloride (mg/L)	**BGWA-29 (bg)**	**-0.1487**	**-116**	**-74**	**Yes**	**19**	**0**	**n/a**	**n/a**	**0.01**	**NP**
Chloride (mg/L)	BGWA-33 (bg)	-0.6275	-8	-18	No	7	0	n/a	n/a	0.01	NP
Chloride (mg/L)	BGWA-47D (bg)	-0.3433	-26	-34	No	11	0	n/a	n/a	0.01	NP
Chloride (mg/L)	**BGWA-48D (bg)**	**2.655**	**41**	**34**	**Yes**	**11**	**0**	**n/a**	**n/a**	**0.01**	**NP**
Chloride (mg/L)	**BGWC-10**	**1.195**	**95**	**68**	**Yes**	**18**	**0**	**n/a**	**n/a**	**0.01**	**NP**
Chloride (mg/L)	**BGWC-12**	**-5.448**	**-142**	**-68**	**Yes**	**18**	**0**	**n/a**	**n/a**	**0.01**	**NP**
Chloride (mg/L)	BGWC-14A	-3.776	-17	-34	No	11	0	n/a	n/a	0.01	NP
Chloride (mg/L)	**BGWC-16**	**-4.642**	**-100**	**-68**	**Yes**	**18**	**0**	**n/a**	**n/a**	**0.01**	**NP**
Chloride (mg/L)	BGWC-17	0.6222	19	68	No	18	0	n/a	n/a	0.01	NP
Chloride (mg/L)	BGWC-20	0.2613	32	68	No	18	0	n/a	n/a	0.01	NP
Chloride (mg/L)	**BGWC-22**	**64.94**	**120**	**92**	**Yes**	**22**	**0**	**n/a**	**n/a**	**0.01**	**NP**
Chloride (mg/L)	**BGWC-23**	**99.27**	**128**	**81**	**Yes**	**20**	**0**	**n/a**	**n/a**	**0.01**	**NP**
Chloride (mg/L)	BGWC-24	-83.77	-59	-81	No	20	0	n/a	n/a	0.01	NP
Chloride (mg/L)	**BGWC-30**	**-158.9**	**-128**	**-87**	**Yes**	**21**	**0**	**n/a**	**n/a**	**0.01**	**NP**
pH (s.u.)	BGWA-2 (bg)	-0.03935	-85	-98	No	23	0	n/a	n/a	0.01	NP
pH (s.u.)	BGWA-29 (bg)	0.008295	25	92	No	22	0	n/a	n/a	0.01	NP
pH (s.u.)	BGWA-33 (bg)	-0.1093	-12	-30	No	10	0	n/a	n/a	0.01	NP
pH (s.u.)	**BGWA-47D (bg)**	**-0.1683**	**-42**	**-38**	**Yes**	**12**	**0**	**n/a**	**n/a**	**0.01**	**NP**
pH (s.u.)	**BGWA-48D (bg)**	**-0.2601**	**-44**	**-38**	**Yes**	**12**	**0**	**n/a**	**n/a**	**0.01**	**NP**
pH (s.u.)	**BGWC-16**	**-0.06281**	**-141**	**-92**	**Yes**	**22**	**0**	**n/a**	**n/a**	**0.01**	**NP**
pH (s.u.)	BGWC-18	-0.09009	-84	-92	No	22	0	n/a	n/a	0.01	NP
pH (s.u.)	BGWC-19	-0.008321	-27	-92	No	22	0	n/a	n/a	0.01	NP
pH (s.u.)	**BGWC-24**	**-0.05068**	**-150**	**-105**	**Yes**	**24**	**0**	**n/a**	**n/a**	**0.01**	**NP**
Sulfate (mg/L)	**BGWA-2 (bg)**	**1.551**	**114**	**74**	**Yes**	**19**	**0**	**n/a**	**n/a**	**0.01**	**NP**

Appendix III Trend Tests - All Results

Plant Bowen Client: Southern Company Data: Bowen AP-1 Printed 5/23/2022, 9:57 AM

Constituent	Well	Slope	Calc.	Critical	Sig.	N	%NDs	Normality	Xform	Alpha	Method
Sulfate (mg/L)	BGWA-29 (bg)	-0.3484	-28	-74	No	19	0	n/a	n/a	0.01	NP
Sulfate (mg/L)	BGWA-33 (bg)	-0.7677	-7	-18	No	7	0	n/a	n/a	0.01	NP
Sulfate (mg/L)	**BGWA-47D (bg)**	**11.12**	**35**	**34**	**Yes**	**11**	**0**	**n/a**	**n/a**	**0.01**	**NP**
Sulfate (mg/L)	BGWA-48D (bg)	-14.13	-25	-34	No	11	0	n/a	n/a	0.01	NP
Sulfate (mg/L)	BGWC-10	-1.605	-59	-68	No	18	0	n/a	n/a	0.01	NP
Sulfate (mg/L)	**BGWC-12**	**26.73**	**101**	**68**	**Yes**	**18**	**0**	**n/a**	**n/a**	**0.01**	**NP**
Sulfate (mg/L)	BGWC-14A	26.72	9	34	No	11	0	n/a	n/a	0.01	NP
Sulfate (mg/L)	**BGWC-16**	**12.77**	**78**	**68**	**Yes**	**18**	**0**	**n/a**	**n/a**	**0.01**	**NP**
Sulfate (mg/L)	BGWC-17	-4.719	-54	-68	No	18	0	n/a	n/a	0.01	NP
Sulfate (mg/L)	**BGWC-19**	**-9.937**	**-71**	**-68**	**Yes**	**18**	**0**	**n/a**	**n/a**	**0.01**	**NP**
Sulfate (mg/L)	BGWC-20	-8.402	-27	-68	No	18	0	n/a	n/a	0.01	NP
Sulfate (mg/L)	BGWC-22	13.87	31	92	No	22	0	n/a	n/a	0.01	NP
Sulfate (mg/L)	BGWC-23	30.39	75	81	No	20	0	n/a	n/a	0.01	NP
Sulfate (mg/L)	BGWC-24	-26.76	-42	-81	No	20	0	n/a	n/a	0.01	NP
Sulfate (mg/L)	**BGWC-7**	**-42.67**	**-76**	**-68**	**Yes**	**18**	**0**	**n/a**	**n/a**	**0.01**	**NP**
Total Dissolved Solids (mg/L)	BGWA-2 (bg)	8.816	63	68	No	18	0	n/a	n/a	0.01	NP
Total Dissolved Solids (mg/L)	BGWA-29 (bg)	-2.79	-46	-68	No	18	0	n/a	n/a	0.01	NP
Total Dissolved Solids (mg/L)	BGWA-33 (bg)	-12.59	-16	-21	No	8	0	n/a	n/a	0.01	NP
Total Dissolved Solids (mg/L)	BGWA-47D (bg)	13.94	17	34	No	11	0	n/a	n/a	0.01	NP
Total Dissolved Solids (mg/L)	BGWA-48D (bg)	16.92	15	34	No	11	0	n/a	n/a	0.01	NP
Total Dissolved Solids (mg/L)	**BGWC-12**	**53.16**	**89**	**68**	**Yes**	**18**	**0**	**n/a**	**n/a**	**0.01**	**NP**
Total Dissolved Solids (mg/L)	BGWC-16	13.48	51	68	No	18	0	n/a	n/a	0.01	NP
Total Dissolved Solids (mg/L)	BGWC-20	20.39	45	68	No	18	0	n/a	n/a	0.01	NP
Total Dissolved Solids (mg/L)	**BGWC-22**	**230.5**	**78**	**74**	**Yes**	**19**	**0**	**n/a**	**n/a**	**0.01**	**NP**
Total Dissolved Solids (mg/L)	**BGWC-23**	**267.9**	**111**	**68**	**Yes**	**18**	**0**	**n/a**	**n/a**	**0.01**	**NP**
Total Dissolved Solids (mg/L)	BGWC-24	-78.82	-23	-68	No	18	0	n/a	n/a	0.01	NP
Total Dissolved Solids (mg/L)	**BGWC-30**	**-429.5**	**-107**	**-74**	**Yes**	**19**	**0**	**n/a**	**n/a**	**0.01**	**NP**
Total Dissolved Solids (mg/L)	**BGWC-7**	**-58.31**	**-95**	**-68**	**Yes**	**18**	**0**	**n/a**	**n/a**	**0.01**	**NP**

Sanitas™ v.9.6.33 Groundwater Stats Consulting. UG
Hollow symbols indicate censored values.

Sen's Slope Estimator

BGWA-2 (bg)

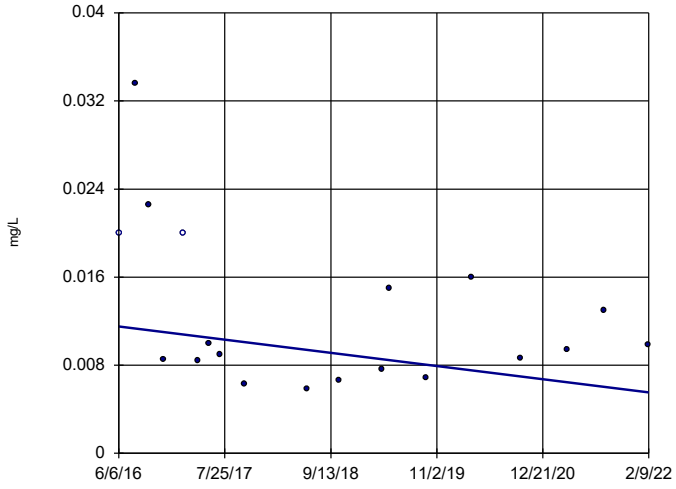

n = 19

Slope = -0.001057 units per year.

Mann-Kendall statistic = -30 critical = -74

Trend not significant at 99% confidence level (α = 0.005 per tail).

Constituent: Boron Analysis Run 5/23/2022 9:51 AM View: Appendix III - Trend Tests
Plant Bowen Client: Southern Company Data: Bowen AP-1

Sanitas™ v.9.6.33 Groundwater Stats Consulting. UG
Hollow symbols indicate censored values.

Sen's Slope Estimator

BGWA-29 (bg)

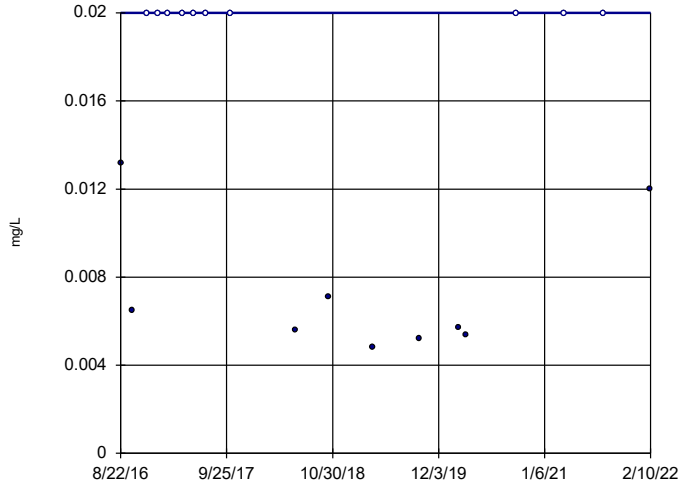

n = 19

Slope = 0 units per year.

Mann-Kendall statistic = -20 critical = -74

Trend not significant at 99% confidence level (α = 0.005 per tail).

Constituent: Boron Analysis Run 5/23/2022 9:51 AM View: Appendix III - Trend Tests
Plant Bowen Client: Southern Company Data: Bowen AP-1

Sanitas™ v.9.6.33 Groundwater Stats Consulting. UG

Sen's Slope Estimator

BGWA-33 (bg)

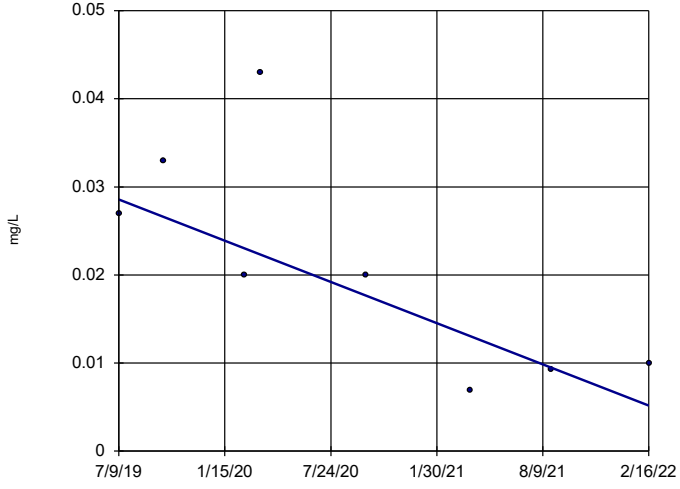

n = 8

Slope = -0.00896 units per year.

Mann-Kendall statistic = -13 critical = -21

Trend not significant at 99% confidence level (α = 0.005 per tail).

Constituent: Boron Analysis Run 5/23/2022 9:51 AM View: Appendix III - Trend Tests
Plant Bowen Client: Southern Company Data: Bowen AP-1

Sanitas™ v.9.6.33 Groundwater Stats Consulting. UG

Sen's Slope Estimator

BGWA-47D (bg)

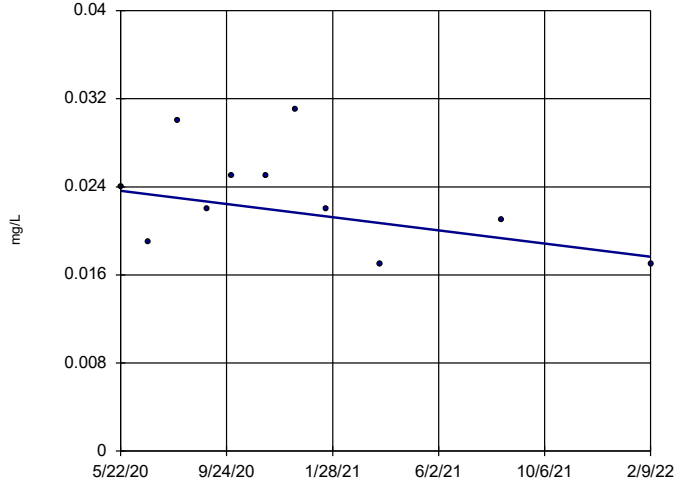

n = 11

Slope = -0.003476 units per year.

Mann-Kendall statistic = -16 critical = -34

Trend not significant at 99% confidence level (α = 0.005 per tail).

Constituent: Boron Analysis Run 5/23/2022 9:51 AM View: Appendix III - Trend Tests
Plant Bowen Client: Southern Company Data: Bowen AP-1

Sanitas™ v.9.6.33 Groundwater Stats Consulting. UG

Sen's Slope Estimator

BGWA-48D (bg)

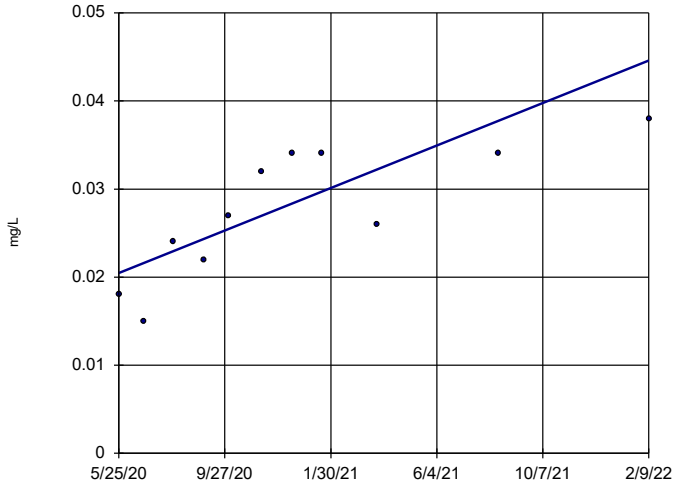

n = 11

Slope = 0.01409 units per year.

Mann-Kendall statistic = 40 critical = 34

Increasing trend significant at 99% confidence level (α = 0.005 per tail).

Constituent: Boron Analysis Run 5/23/2022 9:51 AM View: Appendix III - Trend Tests

Plant Bowen Client: Southern Company Data: Bowen AP-1

Sanitas™ v.9.6.33 Groundwater Stats Consulting. UG

Sen's Slope Estimator

BGWC-10

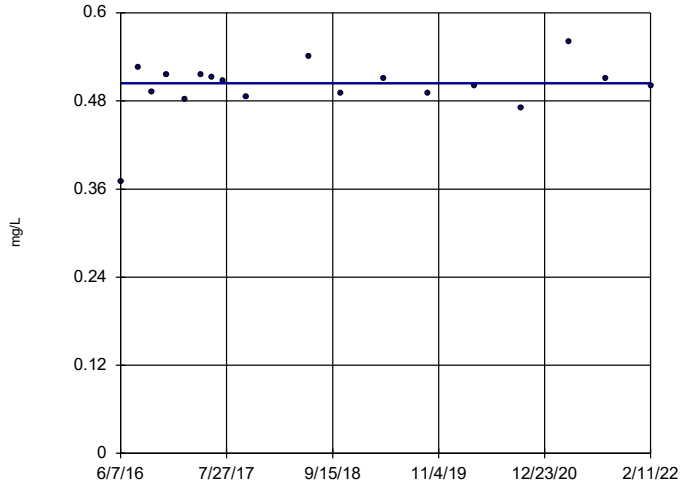

n = 18

Slope = 0 units per year.

Mann-Kendall statistic = 1 critical = 68

Trend not significant at 99% confidence level (α = 0.005 per tail).

Constituent: Boron Analysis Run 5/23/2022 9:51 AM View: Appendix III - Trend Tests

Plant Bowen Client: Southern Company Data: Bowen AP-1

Sanitas™ v.9.6.33 Groundwater Stats Consulting. UG

Sen's Slope Estimator

BGWC-12

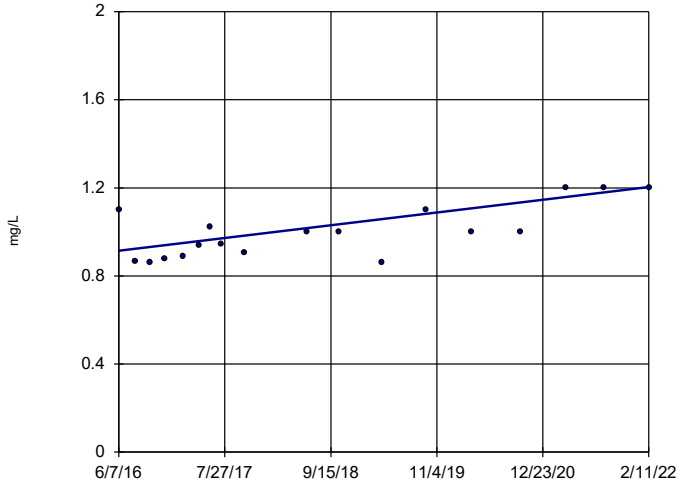

n = 18

Slope = 0.05103 units per year.

Mann-Kendall statistic = 75 critical = 68

Increasing trend significant at 99% confidence level (α = 0.005 per tail).

Constituent: Boron Analysis Run 5/23/2022 9:51 AM View: Appendix III - Trend Tests

Plant Bowen Client: Southern Company Data: Bowen AP-1

Sanitas™ v.9.6.33 Groundwater Stats Consulting. UG

Sen's Slope Estimator

BGWC-14A

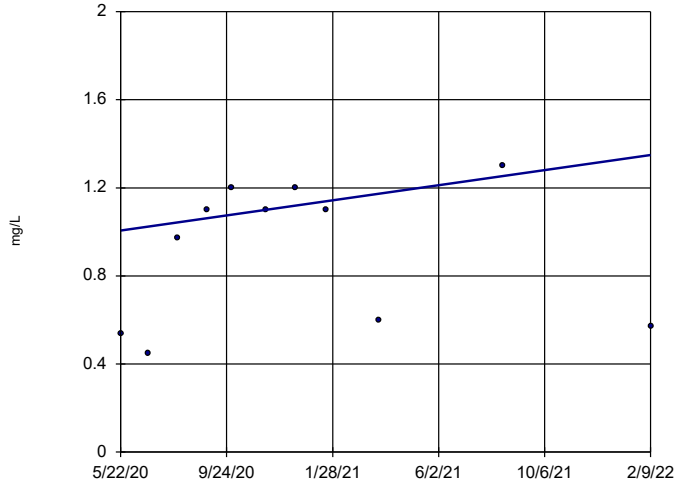

n = 11

Slope = 0.1998 units per year.

Mann-Kendall statistic = 15 critical = 34

Trend not significant at 99% confidence level (α = 0.005 per tail).

Constituent: Boron Analysis Run 5/23/2022 9:51 AM View: Appendix III - Trend Tests

Plant Bowen Client: Southern Company Data: Bowen AP-1

Sanitas™ v.9.6.33 Groundwater Stats Consulting. UG

Sen's Slope Estimator

BGWC-16

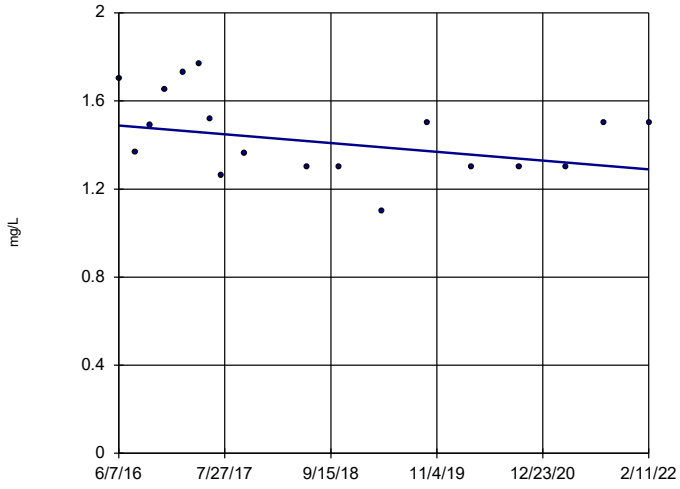

n = 18

Slope = -0.03518 units per year.

Mann-Kendall statistic = -40 critical = -68

Trend not significant at 99% confidence level (α = 0.005 per tail).

Constituent: Boron Analysis Run 5/23/2022 9:51 AM View: Appendix III - Trend Tests

Plant Bowen Client: Southern Company Data: Bowen AP-1

Sanitas™ v.9.6.33 Groundwater Stats Consulting. UG

Sen's Slope Estimator

BGWC-17

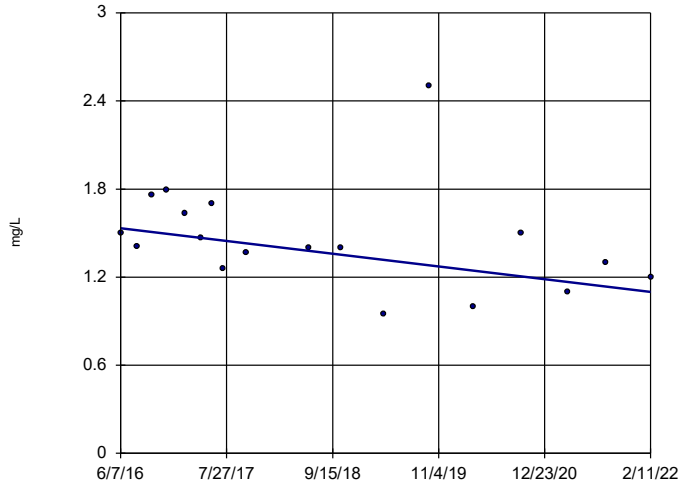

n = 18

Slope = -0.07626 units per year.

Mann-Kendall statistic = -57 critical = -68

Trend not significant at 99% confidence level (α = 0.005 per tail).

Constituent: Boron Analysis Run 5/23/2022 9:51 AM View: Appendix III - Trend Tests

Plant Bowen Client: Southern Company Data: Bowen AP-1

Sanitas™ v.9.6.33 Groundwater Stats Consulting. UG

Sen's Slope Estimator

BGWC-18

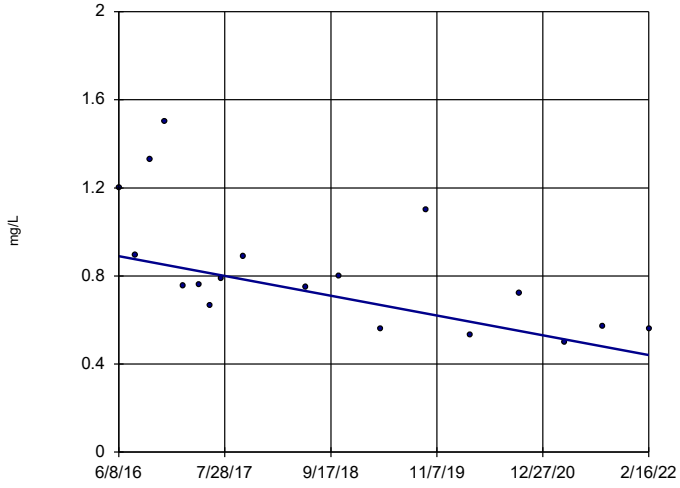

n = 18

Slope = -0.07887 units per year.

Mann-Kendall statistic = -80 critical = -68

Decreasing trend significant at 99% confidence level (α = 0.005 per tail).

Constituent: Boron Analysis Run 5/23/2022 9:51 AM View: Appendix III - Trend Tests

Plant Bowen Client: Southern Company Data: Bowen AP-1

Sanitas™ v.9.6.33 Groundwater Stats Consulting. UG

Sen's Slope Estimator

BGWC-19

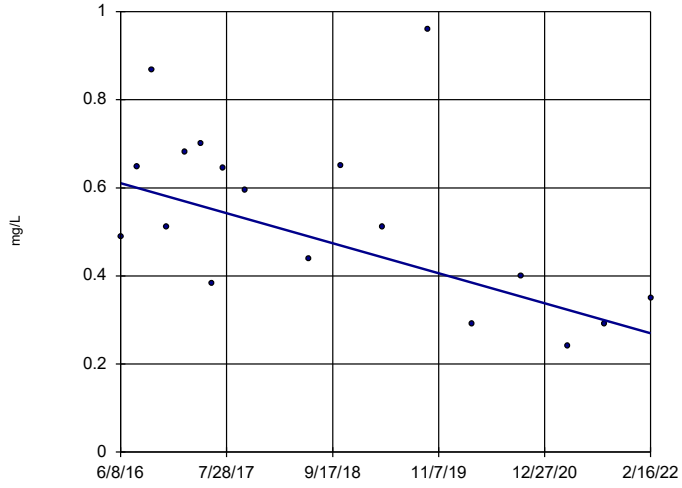

n = 18

Slope = -0.05978 units per year.

Mann-Kendall statistic = -59 critical = -68

Trend not significant at 99% confidence level (α = 0.005 per tail).

Constituent: Boron Analysis Run 5/23/2022 9:51 AM View: Appendix III - Trend Tests

Plant Bowen Client: Southern Company Data: Bowen AP-1

Sanitas™ v.9.6.33 Groundwater Stats Consulting. UG

Sen's Slope Estimator

BGWC-20

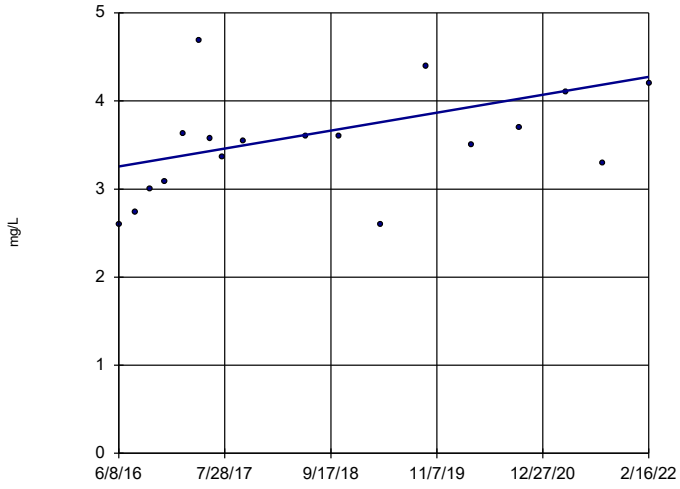

n = 18

Slope = 0.1789 units per year.

Mann-Kendall statistic = 57 critical = 68

Trend not significant at 99% confidence level (α = 0.005 per tail).

Constituent: Boron Analysis Run 5/23/2022 9:51 AM View: Appendix III - Trend Tests

Plant Bowen Client: Southern Company Data: Bowen AP-1

Sanitas™ v.9.6.33 Groundwater Stats Consulting. UG

Sen's Slope Estimator

BGWC-21

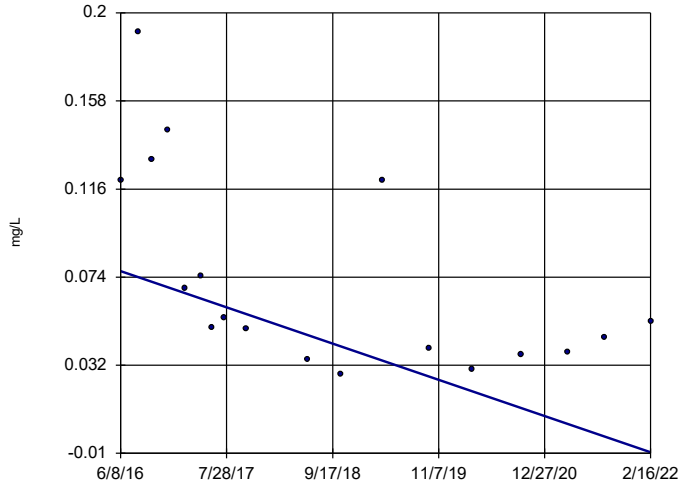

n = 18

Slope = -0.01517 units per year.

Mann-Kendall statistic = -76 critical = -68

Decreasing trend significant at 99% confidence level (α = 0.005 per tail).

Constituent: Boron Analysis Run 5/23/2022 9:51 AM View: Appendix III - Trend Tests

Plant Bowen Client: Southern Company Data: Bowen AP-1

Sanitas™ v.9.6.33 Groundwater Stats Consulting. UG

Sen's Slope Estimator

BGWC-22

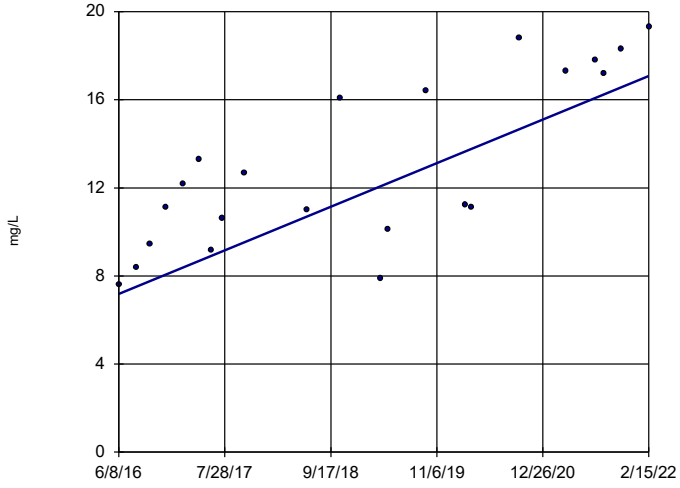

n = 22

Slope = 1.738 units per year.

Mann-Kendall statistic = 138 critical = 92

Increasing trend significant at 99% confidence level (α = 0.005 per tail).

Constituent: Boron Analysis Run 5/23/2022 9:51 AM View: Appendix III - Trend Tests

Plant Bowen Client: Southern Company Data: Bowen AP-1

Sanitas™ v.9.6.33 Groundwater Stats Consulting. UG

Sen's Slope Estimator

BGWC-23

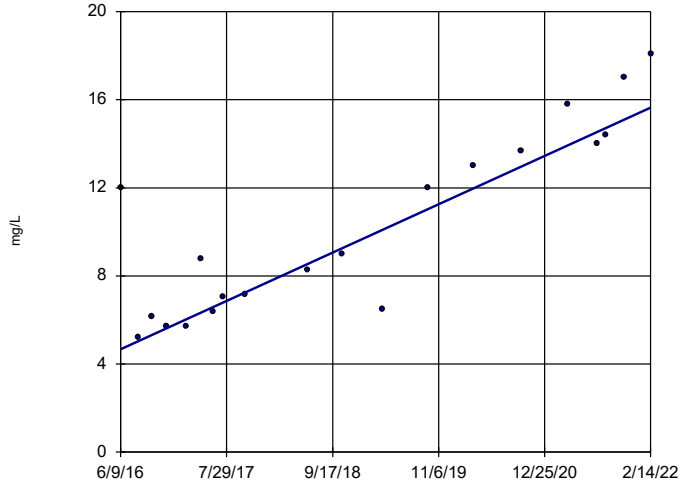

n = 20

Slope = 1.929 units per year.

Mann-Kendall statistic = 140 critical = 81

Increasing trend significant at 99% confidence level (α = 0.005 per tail).

Constituent: Boron Analysis Run 5/23/2022 9:51 AM View: Appendix III - Trend Tests

Plant Bowen Client: Southern Company Data: Bowen AP-1

Sanitas™ v.9.6.33 Groundwater Stats Consulting. UG

Sen's Slope Estimator

BGWC-24

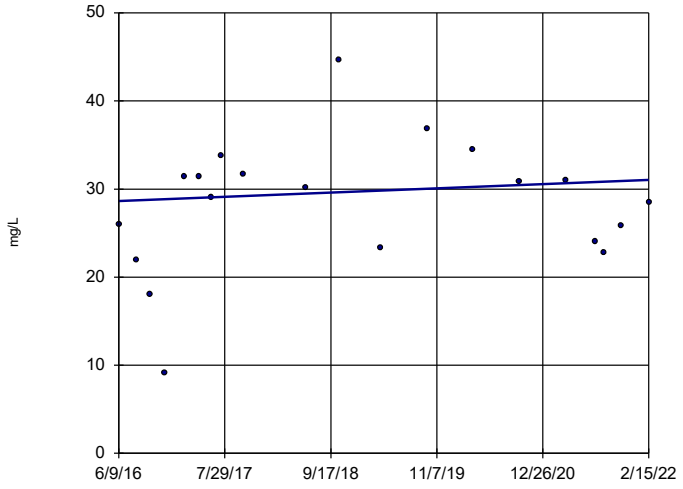

n = 20

Slope = 0.4229 units per year.

Mann-Kendall statistic = 15 critical = 81

Trend not significant at 99% confidence level (α = 0.005 per tail).

Constituent: Boron Analysis Run 5/23/2022 9:51 AM View: Appendix III - Trend Tests

Plant Bowen Client: Southern Company Data: Bowen AP-1

Sanitas™ v.9.6.33 Groundwater Stats Consulting. UG

Sen's Slope Estimator

BGWC-25

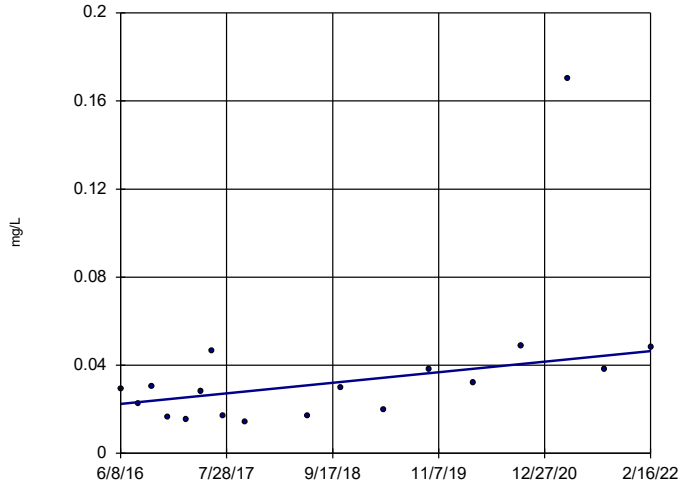

n = 18

Slope = 0.004221 units per year.

Mann-Kendall statistic = 62 critical = 68

Trend not significant at 99% confidence level (α = 0.005 per tail).

Constituent: Boron Analysis Run 5/23/2022 9:51 AM View: Appendix III - Trend Tests

Plant Bowen Client: Southern Company Data: Bowen AP-1

Sanitas™ v.9.6.33 Groundwater Stats Consulting. UG

Sen's Slope Estimator

BGWC-30

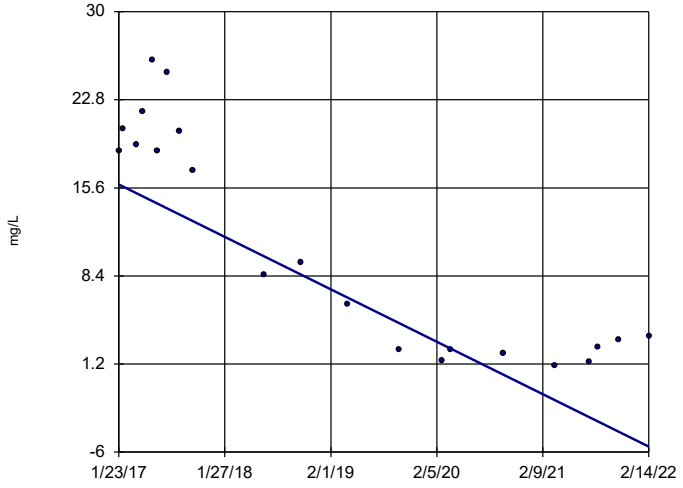

n = 21

Slope = -4.234 units per year.

Mann-Kendall statistic = -124 critical = -87

Decreasing trend significant at 99% confidence level (α = 0.005 per tail).

Constituent: Boron Analysis Run 5/23/2022 9:51 AM View: Appendix III - Trend Tests

Plant Bowen Client: Southern Company Data: Bowen AP-1

Sanitas™ v.9.6.33 Groundwater Stats Consulting. UG

Sen's Slope Estimator

BGWC-7

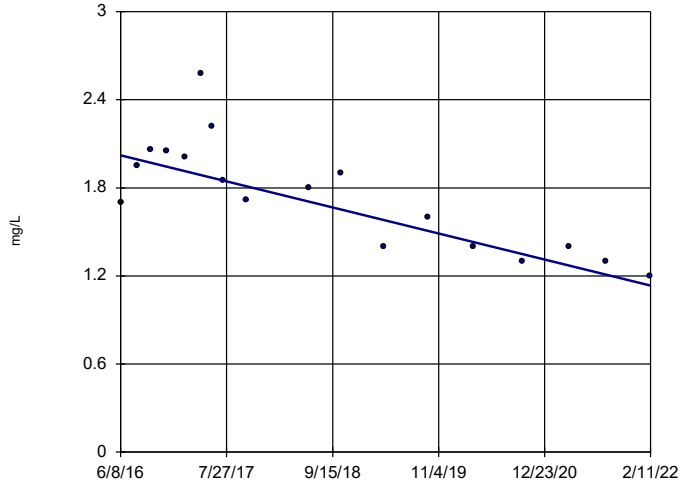

n = 18

Slope = -0.156 units per year.

Mann-Kendall statistic = -95 critical = -68

Decreasing trend significant at 99% confidence level (α = 0.005 per tail).

Constituent: Boron Analysis Run 5/23/2022 9:52 AM View: Appendix III - Trend Tests

Plant Bowen Client: Southern Company Data: Bowen AP-1

Sanitas™ v.9.6.33 Groundwater Stats Consulting. UG

Sen's Slope Estimator

BGWC-8

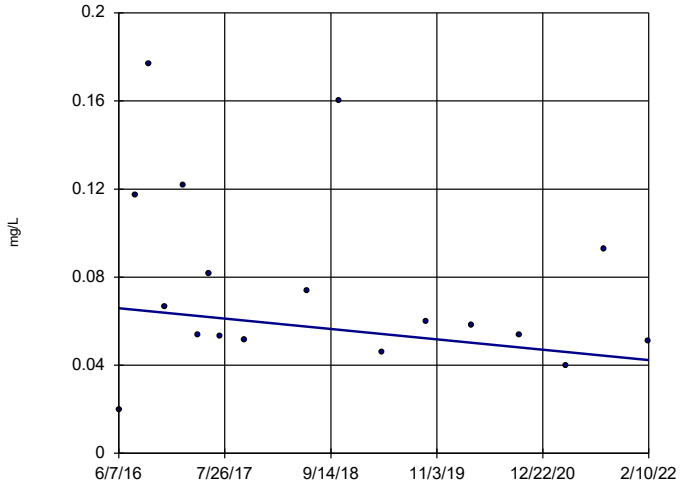

n = 18

Slope = -0.004148 units per year.

Mann-Kendall statistic = -36 critical = -68

Trend not significant at 99% confidence level (α = 0.005 per tail).

Constituent: Boron Analysis Run 5/23/2022 9:52 AM View: Appendix III - Trend Tests

Plant Bowen Client: Southern Company Data: Bowen AP-1

Sanitas™ v.9.6.33 Groundwater Stats Consulting. UG

Sen's Slope Estimator

BGWC-9

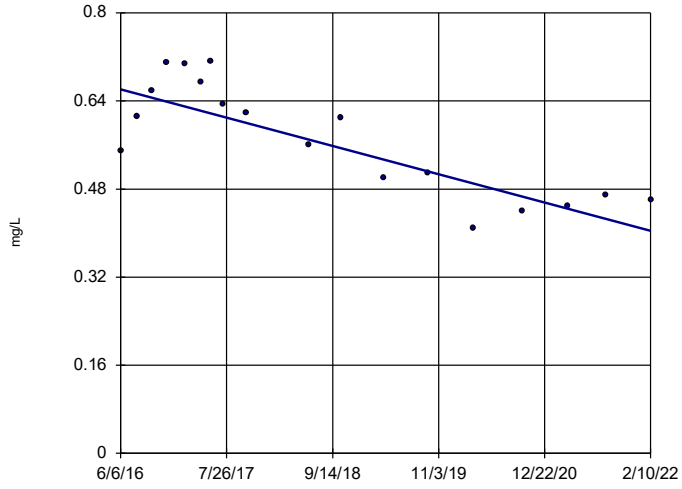

n = 18

Slope = -0.04517 units per year.

Mann-Kendall statistic = -83 critical = -68

Decreasing trend significant at 99% confidence level (α = 0.005 per tail).

Constituent: Boron Analysis Run 5/23/2022 9:52 AM View: Appendix III - Trend Tests

Plant Bowen Client: Southern Company Data: Bowen AP-1

Sanitas™ v.9.6.33 Groundwater Stats Consulting. UG

Sen's Slope Estimator

BGWA-2 (bg)

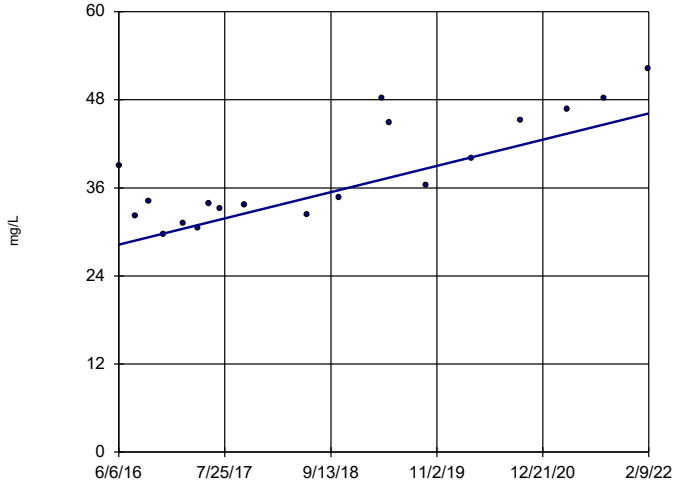

n = 19

Slope = 3.151 units per year.

Mann-Kendall statistic = 103 critical = 74

Increasing trend significant at 99% confidence level (α = 0.005 per tail).

Constituent: Calcium Analysis Run 5/23/2022 9:52 AM View: Appendix III - Trend Tests

Plant Bowen Client: Southern Company Data: Bowen AP-1

Sanitas™ v.9.6.33 Groundwater Stats Consulting. UG

Sen's Slope Estimator

BGWA-29 (bg)

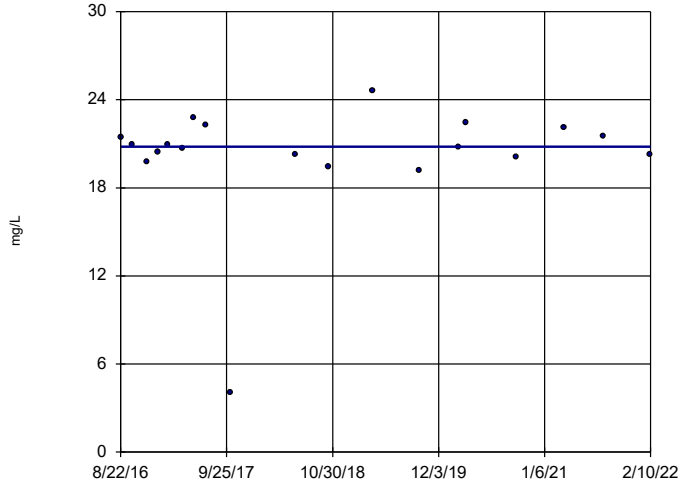

n = 19

Slope = 0 units per year.

Mann-Kendall statistic = -1 critical = -74

Trend not significant at 99% confidence level (α = 0.005 per tail).

Constituent: Calcium Analysis Run 5/23/2022 9:52 AM View: Appendix III - Trend Tests

Plant Bowen Client: Southern Company Data: Bowen AP-1

Sanitas™ v.9.6.33 Groundwater Stats Consulting. UG

Sen's Slope Estimator

BGWA-33 (bg)

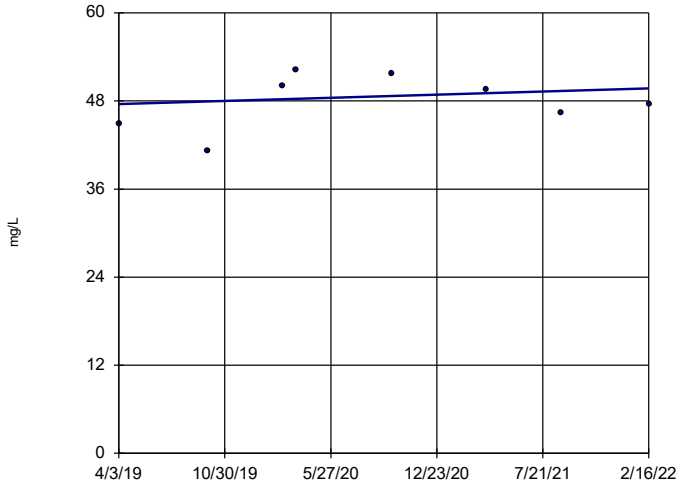

n = 8

Slope = 0.7439 units per year.

Mann-Kendall statistic = 2 critical = 21

Trend not significant at 99% confidence level (α = 0.005 per tail).

Constituent: Calcium Analysis Run 5/23/2022 9:52 AM View: Appendix III - Trend Tests

Plant Bowen Client: Southern Company Data: Bowen AP-1

Sanitas™ v.9.6.33 Groundwater Stats Consulting. UG

Sen's Slope Estimator

BGWA-47D (bg)

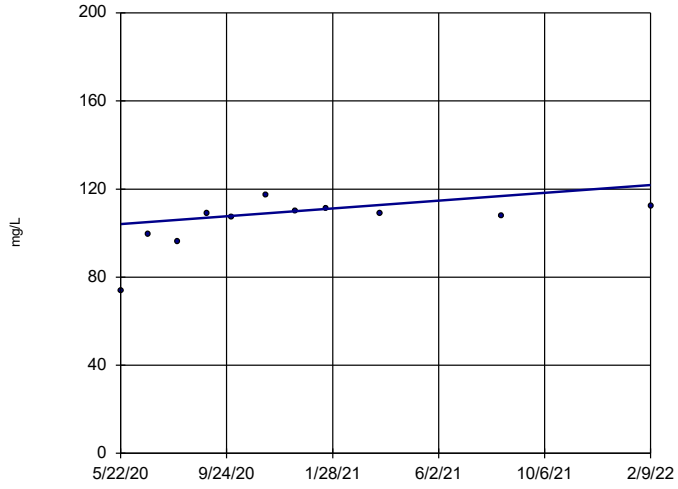

n = 11

Slope = 10.28 units per year.

Mann-Kendall statistic = 28 critical = 34

Trend not significant at 99% confidence level (α = 0.005 per tail).

Constituent: Calcium Analysis Run 5/23/2022 9:52 AM View: Appendix III - Trend Tests

Plant Bowen Client: Southern Company Data: Bowen AP-1

Sanitas™ v.9.6.33 Groundwater Stats Consulting. UG

Sen's Slope Estimator

BGWA-48D (bg)

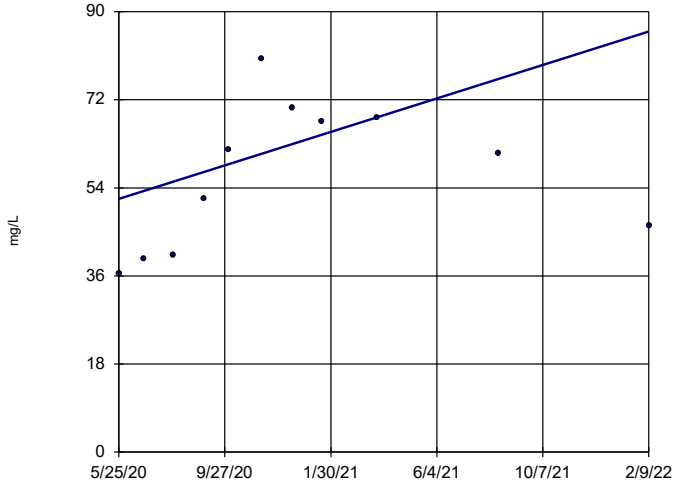

n = 11

Slope = 19.96 units per year.

Mann-Kendall statistic = 21 critical = 34

Trend not significant at 99% confidence level (α = 0.005 per tail).

Constituent: Calcium Analysis Run 5/23/2022 9:52 AM View: Appendix III - Trend Tests

Plant Bowen Client: Southern Company Data: Bowen AP-1

Sanitas™ v.9.6.33 Groundwater Stats Consulting. UG

Sen's Slope Estimator

BGWC-12

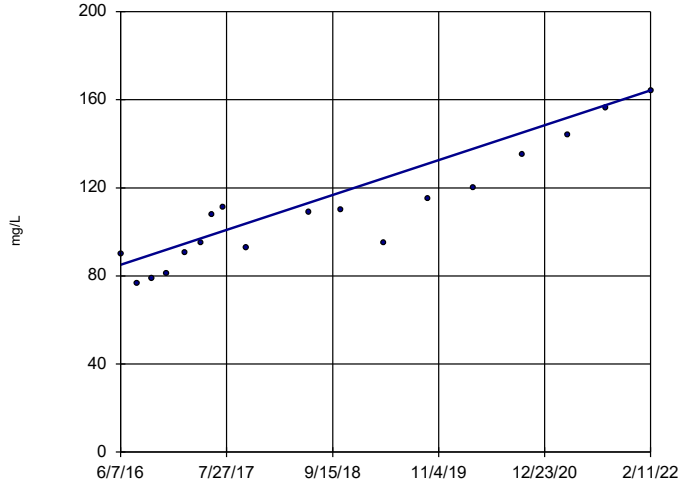

n = 18

Slope = 13.94 units per year.

Mann-Kendall statistic = 128 critical = 68

Increasing trend significant at 99% confidence level (α = 0.005 per tail).

Constituent: Calcium Analysis Run 5/23/2022 9:52 AM View: Appendix III - Trend Tests

Plant Bowen Client: Southern Company Data: Bowen AP-1

Sanitas™ v.9.6.33 Groundwater Stats Consulting. UG

Sen's Slope Estimator

BGWC-16

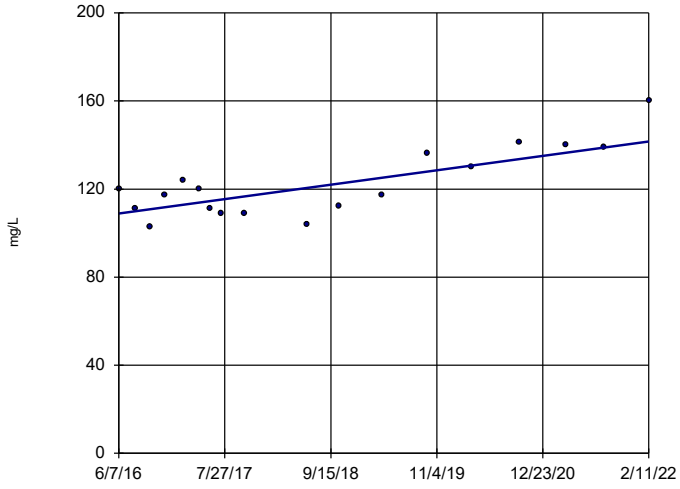

n = 18

Slope = 5.748 units per year.

Mann-Kendall statistic = 69 critical = 68

Increasing trend significant at 99% confidence level (α = 0.005 per tail).

Constituent: Calcium Analysis Run 5/23/2022 9:52 AM View: Appendix III - Trend Tests

Plant Bowen Client: Southern Company Data: Bowen AP-1

Sanitas™ v.9.6.33 Groundwater Stats Consulting. UG

Sen's Slope Estimator

BGWC-20

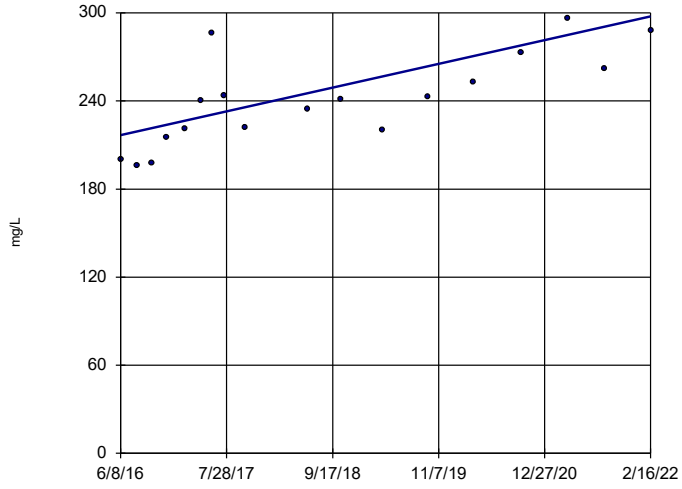

n = 18

Slope = 14.19 units per year.

Mann-Kendall statistic = 101 critical = 68

Increasing trend significant at 99% confidence level (α = 0.005 per tail).

Constituent: Calcium Analysis Run 5/23/2022 9:52 AM View: Appendix III - Trend Tests

Plant Bowen Client: Southern Company Data: Bowen AP-1

Sanitas™ v.9.6.33 Groundwater Stats Consulting. UG

Sen's Slope Estimator

BGWC-22

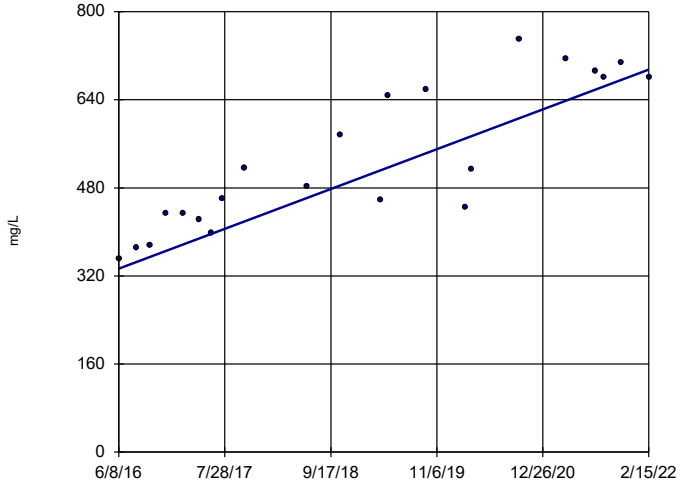

n = 22

Slope = 63.52 units per year.

Mann-Kendall statistic = 162 critical = 92

Increasing trend significant at 99% confidence level (α = 0.005 per tail).

Constituent: Calcium Analysis Run 5/23/2022 9:52 AM View: Appendix III - Trend Tests

Plant Bowen Client: Southern Company Data: Bowen AP-1

Sanitas™ v.9.6.33 Groundwater Stats Consulting. UG

Sen's Slope Estimator

BGWC-23

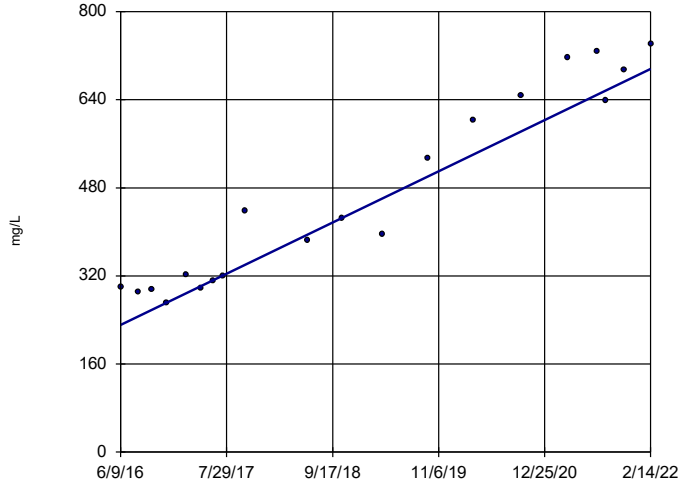

n = 20

Slope = 81.76 units per year.

Mann-Kendall statistic = 154 critical = 81

Increasing trend significant at 99% confidence level (α = 0.005 per tail).

Constituent: Calcium Analysis Run 5/23/2022 9:52 AM View: Appendix III - Trend Tests

Plant Bowen Client: Southern Company Data: Bowen AP-1

Sanitas™ v.9.6.33 Groundwater Stats Consulting. UG

Sen's Slope Estimator

BGWC-24

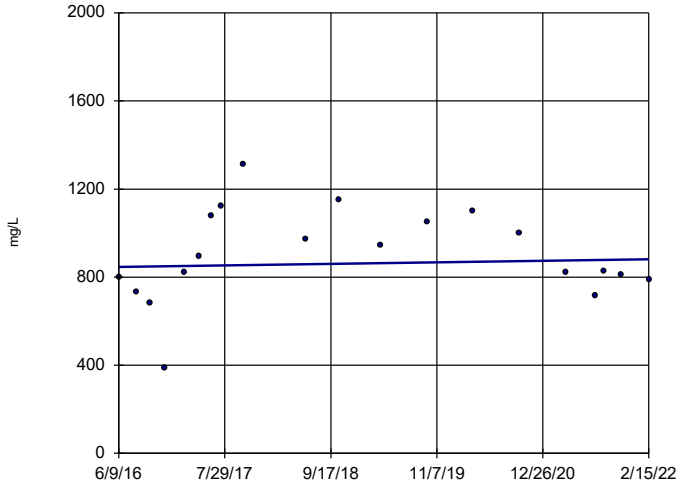

n = 20

Slope = 6.157 units per year.

Mann-Kendall statistic = 8 critical = 81

Trend not significant at 99% confidence level (α = 0.005 per tail).

Constituent: Calcium Analysis Run 5/23/2022 9:52 AM View: Appendix III - Trend Tests

Plant Bowen Client: Southern Company Data: Bowen AP-1

Sanitas™ v.9.6.33 Groundwater Stats Consulting. UG

Sen's Slope Estimator

BGWC-30

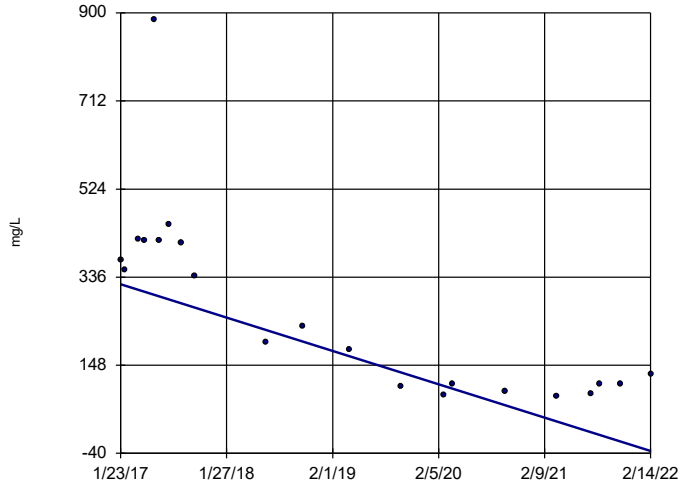

n = 21

Slope = -70.23 units per year.

Mann-Kendall statistic = -124 critical = -87

Decreasing trend significant at 99% confidence level (α = 0.005 per tail).

Constituent: Calcium Analysis Run 5/23/2022 9:52 AM View: Appendix III - Trend Tests

Plant Bowen Client: Southern Company Data: Bowen AP-1

Sanitas™ v.9.6.33 Groundwater Stats Consulting. UG

Sen's Slope Estimator

BGWC-7

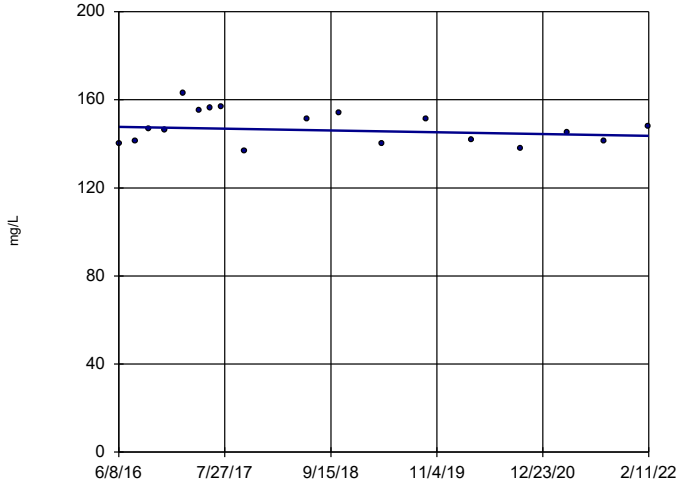

n = 18

Slope = -0.7271 units per year.

Mann-Kendall statistic = -16 critical = -68

Trend not significant at 99% confidence level (α = 0.005 per tail).

Constituent: Calcium Analysis Run 5/23/2022 9:52 AM View: Appendix III - Trend Tests

Plant Bowen Client: Southern Company Data: Bowen AP-1

Sanitas™ v.9.6.33 Groundwater Stats Consulting. UG

Sen's Slope Estimator

BGWA-2 (bg)

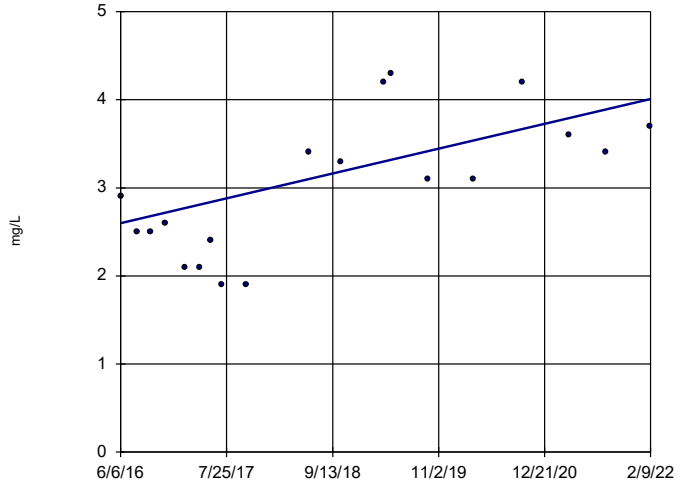

n = 19

Slope = 0.248 units per year.

Mann-Kendall statistic = 67 critical = 74

Trend not significant at 99% confidence level (α = 0.005 per tail).

Constituent: Chloride Analysis Run 5/23/2022 9:52 AM View: Appendix III - Trend Tests

Plant Bowen Client: Southern Company Data: Bowen AP-1

Sanitas™ v.9.6.33 Groundwater Stats Consulting. UG

Sen's Slope Estimator

BGWA-29 (bg)

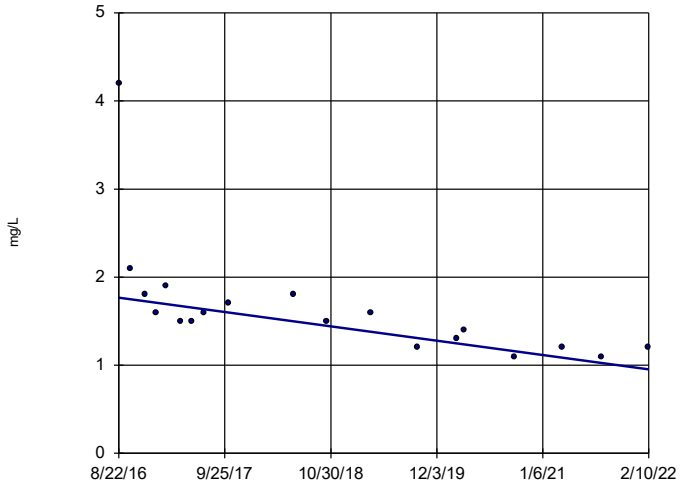

n = 19

Slope = -0.1487 units per year.

Mann-Kendall statistic = -116 critical = -74

Decreasing trend significant at 99% confidence level (α = 0.005 per tail).

Constituent: Chloride Analysis Run 5/23/2022 9:52 AM View: Appendix III - Trend Tests

Plant Bowen Client: Southern Company Data: Bowen AP-1

Sanitas™ v.9.6.33 Groundwater Stats Consulting. UG

Sen's Slope Estimator

BGWA-33 (bg)

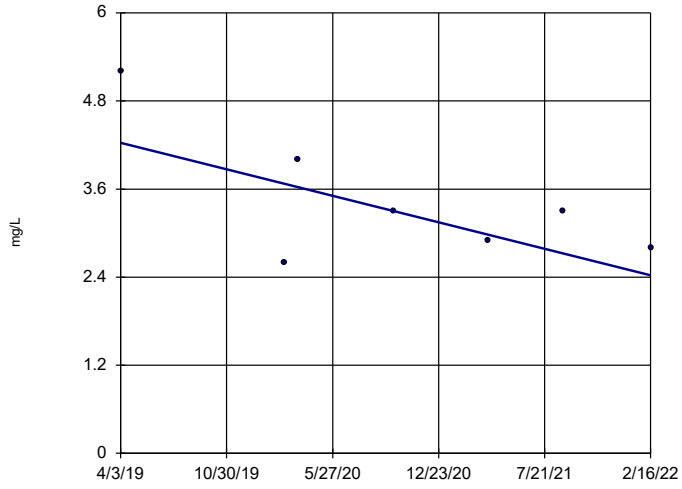

n = 7

Slope = -0.6275 units per year.

Mann-Kendall statistic = -8 critical = -18

Trend not significant at 99% confidence level (α = 0.005 per tail).

Constituent: Chloride Analysis Run 5/23/2022 9:52 AM View: Appendix III - Trend Tests

Plant Bowen Client: Southern Company Data: Bowen AP-1

Sanitas™ v.9.6.33 Groundwater Stats Consulting. UG

Sen's Slope Estimator

BGWA-47D (bg)

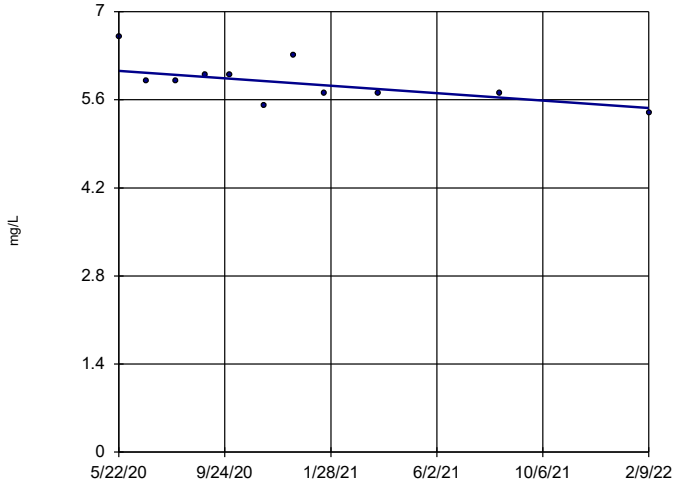

n = 11

Slope = -0.3433 units per year.

Mann-Kendall statistic = -26 critical = -34

Trend not significant at 99% confidence level (α = 0.005 per tail).

Constituent: Chloride Analysis Run 5/23/2022 9:52 AM View: Appendix III - Trend Tests

Plant Bowen Client: Southern Company Data: Bowen AP-1

Sanitas™ v.9.6.33 Groundwater Stats Consulting. UG

Sen's Slope Estimator

BGWA-48D (bg)

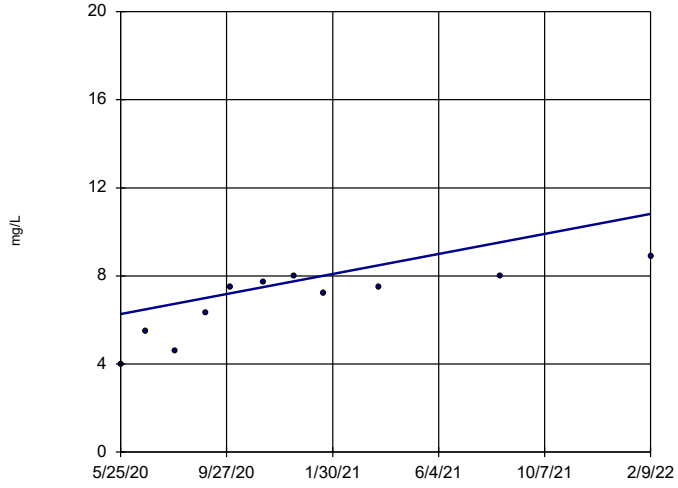

n = 11

Slope = 2.655 units per year.

Mann-Kendall statistic = 41 critical = 34

Increasing trend significant at 99% confidence level (α = 0.005 per tail).

Constituent: Chloride Analysis Run 5/23/2022 9:52 AM View: Appendix III - Trend Tests

Plant Bowen Client: Southern Company Data: Bowen AP-1

Sanitas™ v.9.6.33 Groundwater Stats Consulting. UG

Sen's Slope Estimator

BGWC-10

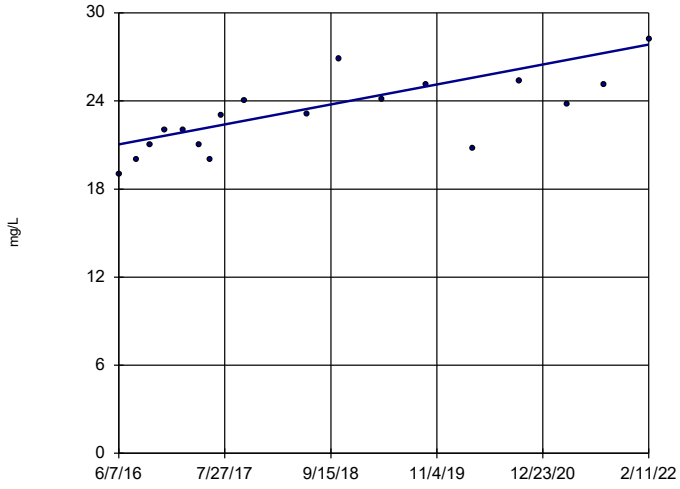

n = 18

Slope = 1.195 units per year.

Mann-Kendall statistic = 95 critical = 68

Increasing trend significant at 99% confidence level (α = 0.005 per tail).

Constituent: Chloride Analysis Run 5/23/2022 9:52 AM View: Appendix III - Trend Tests

Plant Bowen Client: Southern Company Data: Bowen AP-1

Sanitas™ v.9.6.33 Groundwater Stats Consulting. UG

Sen's Slope Estimator

BGWC-12

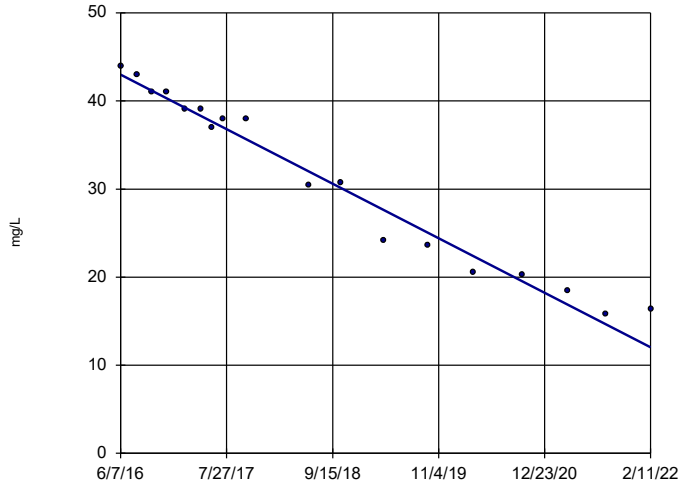

n = 18

Slope = -5.448 units per year.

Mann-Kendall statistic = -142 critical = -68

Decreasing trend significant at 99% confidence level (α = 0.005 per tail).

Constituent: Chloride Analysis Run 5/23/2022 9:52 AM View: Appendix III - Trend Tests

Plant Bowen Client: Southern Company Data: Bowen AP-1

Sanitas™ v.9.6.33 Groundwater Stats Consulting. UG

Sen's Slope Estimator

BGWC-14A

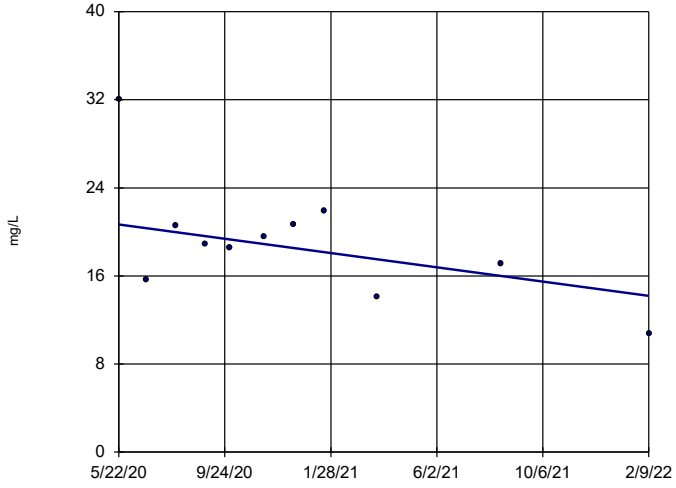

n = 11

Slope = -3.776 units per year.

Mann-Kendall statistic = -17 critical = -34

Trend not significant at 99% confidence level (α = 0.005 per tail).

Constituent: Chloride Analysis Run 5/23/2022 9:52 AM View: Appendix III - Trend Tests

Plant Bowen Client: Southern Company Data: Bowen AP-1

Sanitas™ v.9.6.33 Groundwater Stats Consulting. UG

Sen's Slope Estimator

BGWC-16

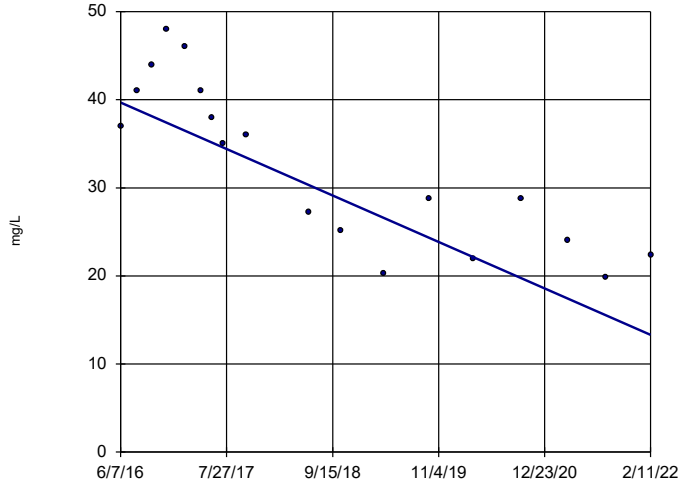

n = 18

Slope = -4.642 units per year.

Mann-Kendall statistic = -100 critical = -68

Decreasing trend significant at 99% confidence level (α = 0.005 per tail).

Constituent: Chloride Analysis Run 5/23/2022 9:52 AM View: Appendix III - Trend Tests

Plant Bowen Client: Southern Company Data: Bowen AP-1

Sanitas™ v.9.6.33 Groundwater Stats Consulting. UG

Sen's Slope Estimator

BGWC-17

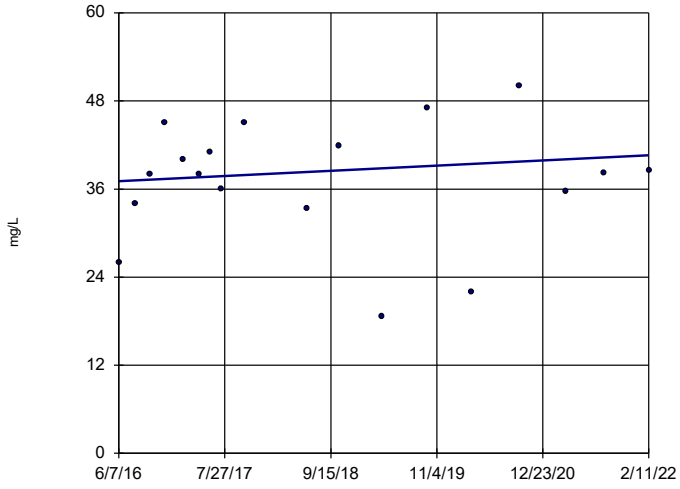

n = 18

Slope = 0.6222 units per year.

Mann-Kendall statistic = 19 critical = 68

Trend not significant at 99% confidence level (α = 0.005 per tail).

Constituent: Chloride Analysis Run 5/23/2022 9:52 AM View: Appendix III - Trend Tests

Plant Bowen Client: Southern Company Data: Bowen AP-1

Sanitas™ v.9.6.33 Groundwater Stats Consulting. UG

Sen's Slope Estimator

BGWC-20

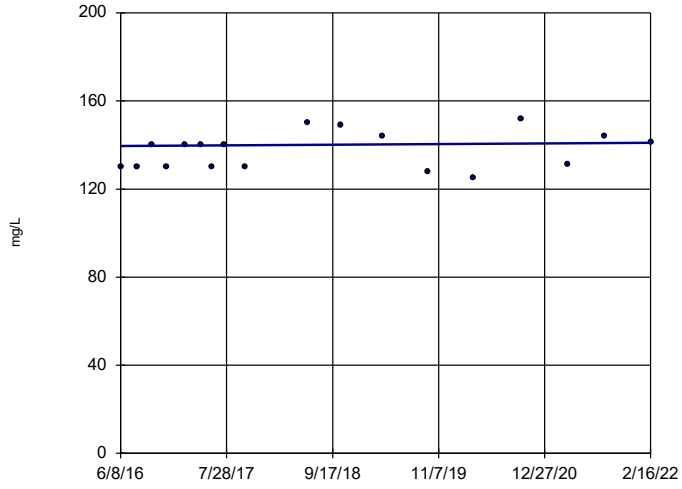

n = 18

Slope = 0.2613 units per year.

Mann-Kendall statistic = 32 critical = 68

Trend not significant at 99% confidence level (α = 0.005 per tail).

Constituent: Chloride Analysis Run 5/23/2022 9:52 AM View: Appendix III - Trend Tests

Plant Bowen Client: Southern Company Data: Bowen AP-1

Sanitas™ v.9.6.33 Groundwater Stats Consulting. UG

Sen's Slope Estimator

BGWC-22

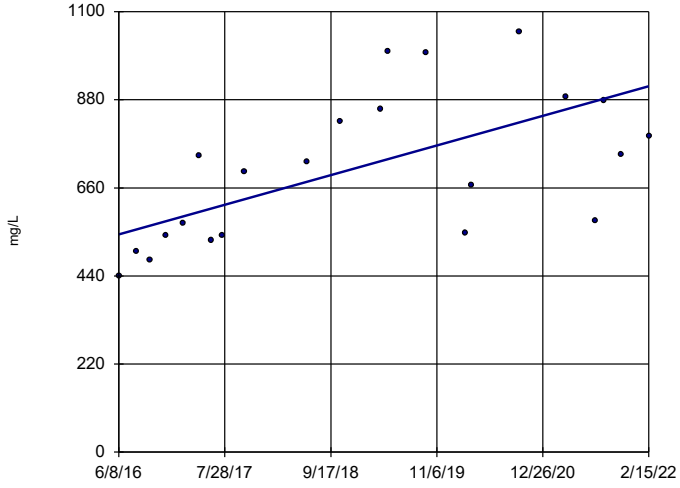

n = 22

Slope = 64.94 units per year.

Mann-Kendall statistic = 120 critical = 92

Increasing trend significant at 99% confidence level (α = 0.005 per tail).

Constituent: Chloride Analysis Run 5/23/2022 9:52 AM View: Appendix III - Trend Tests

Plant Bowen Client: Southern Company Data: Bowen AP-1

Sanitas™ v.9.6.33 Groundwater Stats Consulting. UG

Sen's Slope Estimator

BGWC-23

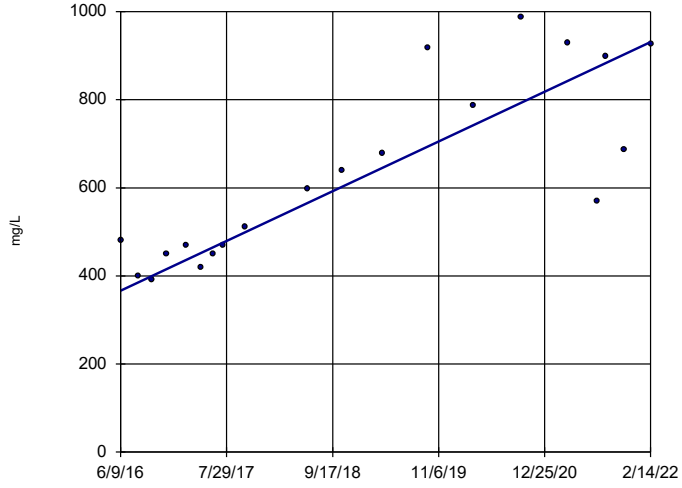

n = 20

Slope = 99.27 units per year.

Mann-Kendall statistic = 128 critical = 81

Increasing trend significant at 99% confidence level (α = 0.005 per tail).

Constituent: Chloride Analysis Run 5/23/2022 9:52 AM View: Appendix III - Trend Tests

Plant Bowen Client: Southern Company Data: Bowen AP-1

Sanitas™ v.9.6.33 Groundwater Stats Consulting. UG

Sen's Slope Estimator

BGWC-24

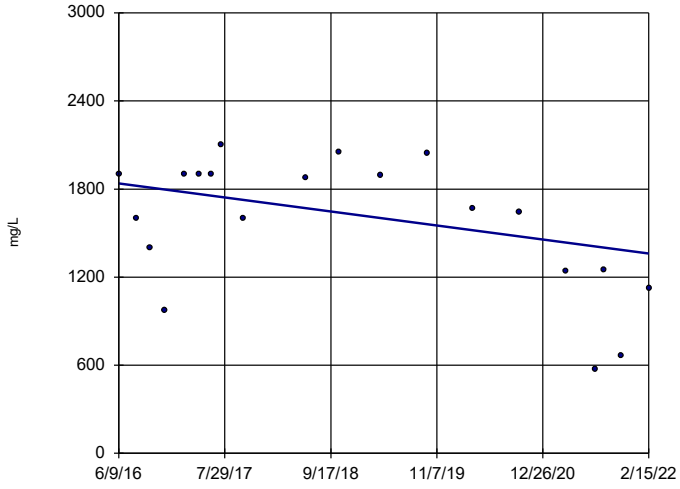

n = 20

Slope = -83.77 units per year.

Mann-Kendall statistic = -59 critical = -81

Trend not significant at 99% confidence level (α = 0.005 per tail).

Constituent: Chloride Analysis Run 5/23/2022 9:52 AM View: Appendix III - Trend Tests

Plant Bowen Client: Southern Company Data: Bowen AP-1

Sanitas™ v.9.6.33 Groundwater Stats Consulting. UG

Sen's Slope Estimator

BGWC-30

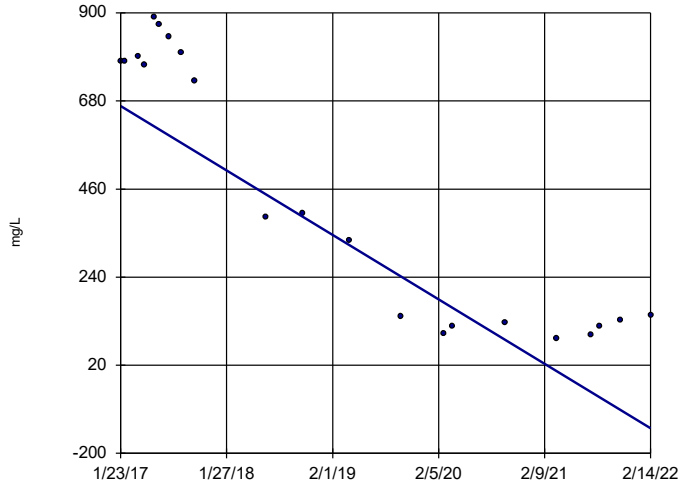

n = 21

Slope = -158.9 units per year.

Mann-Kendall statistic = -128 critical = -87

Decreasing trend significant at 99% confidence level (α = 0.005 per tail).

Constituent: Chloride Analysis Run 5/23/2022 9:52 AM View: Appendix III - Trend Tests

Plant Bowen Client: Southern Company Data: Bowen AP-1

Sanitas™ v.9.6.33 Groundwater Stats Consulting. UG

Sen's Slope Estimator

BGWA-2 (bg)

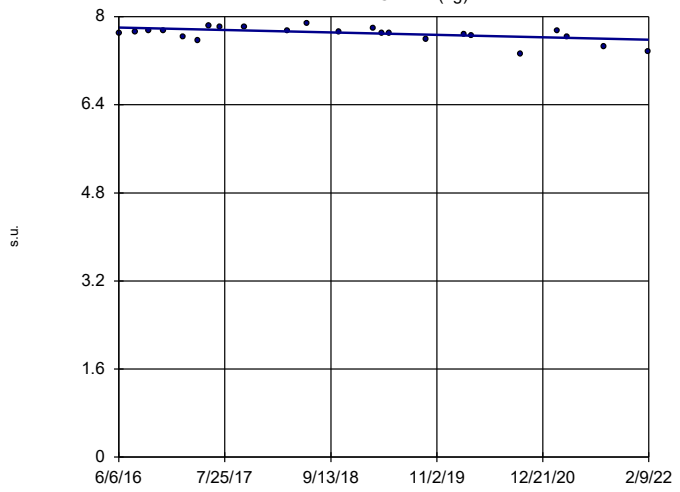

n = 23

Slope = -0.03935 units per year.

Mann-Kendall statistic = -85 critical = -98

Trend not significant at 99% confidence level (α = 0.005 per tail).

Constituent: pH Analysis Run 5/23/2022 9:52 AM View: Appendix III - Trend Tests

Plant Bowen Client: Southern Company Data: Bowen AP-1

Sanitas™ v.9.6.33 Groundwater Stats Consulting. UG

Sen's Slope Estimator

BGWA-29 (bg)

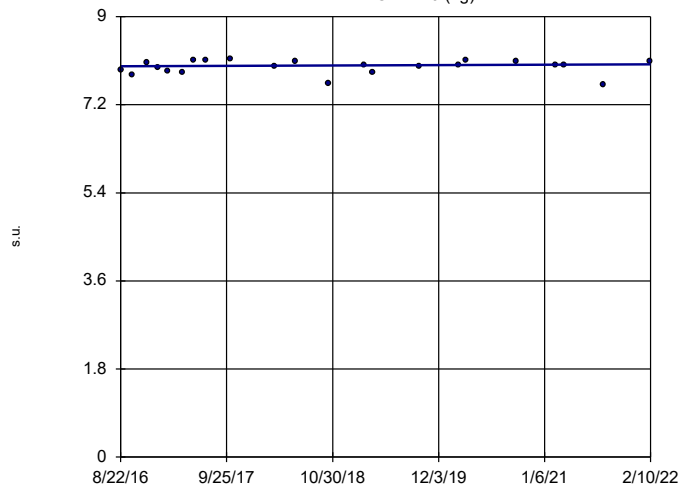

n = 22

Slope = 0.008295 units per year.

Mann-Kendall statistic = 25 critical = 92

Trend not significant at 99% confidence level (α = 0.005 per tail).

Constituent: pH Analysis Run 5/23/2022 9:52 AM View: Appendix III - Trend Tests

Plant Bowen Client: Southern Company Data: Bowen AP-1

Sanitas™ v.9.6.33 Groundwater Stats Consulting. UG

Sen's Slope Estimator

BGWA-33 (bg)

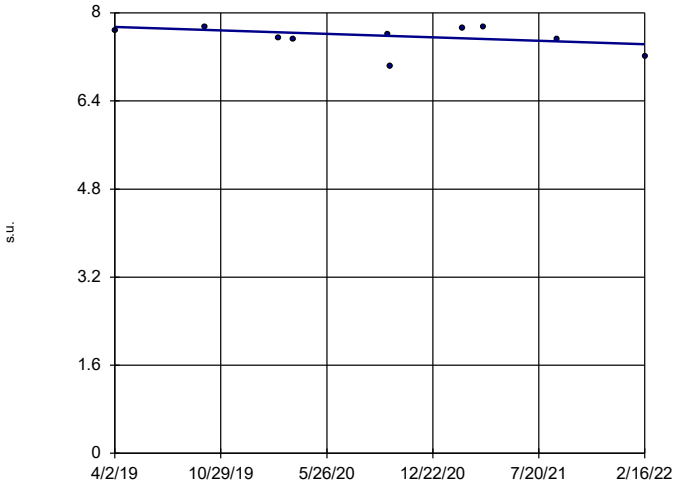

n = 10

Slope = -0.1093 units per year.

Mann-Kendall statistic = -12 critical = -30

Trend not significant at 99% confidence level (α = 0.005 per tail).

Constituent: pH Analysis Run 5/23/2022 9:52 AM View: Appendix III - Trend Tests

Plant Bowen Client: Southern Company Data: Bowen AP-1

Sanitas™ v.9.6.33 Groundwater Stats Consulting. UG

Sen's Slope Estimator

BGWA-47D (bg)

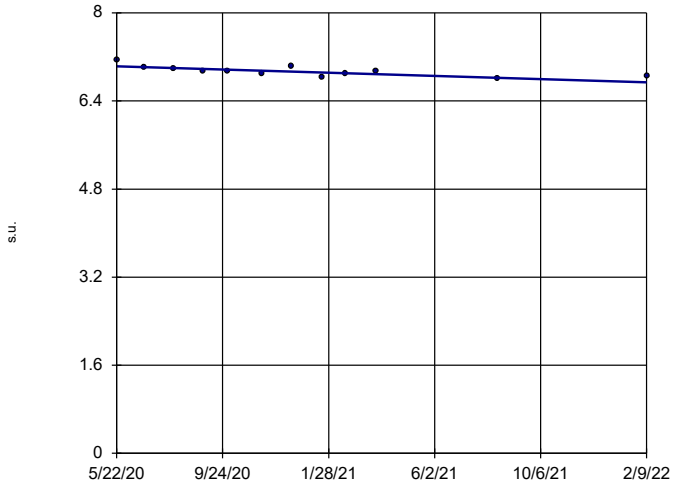

n = 12

Slope = -0.1683 units per year.

Mann-Kendall statistic = -42 critical = -38

Decreasing trend significant at 99% confidence level (α = 0.005 per tail).

Constituent: pH Analysis Run 5/23/2022 9:52 AM View: Appendix III - Trend Tests

Plant Bowen Client: Southern Company Data: Bowen AP-1

Sanitas™ v.9.6.33 Groundwater Stats Consulting. UG

Sen's Slope Estimator

BGWA-48D (bg)

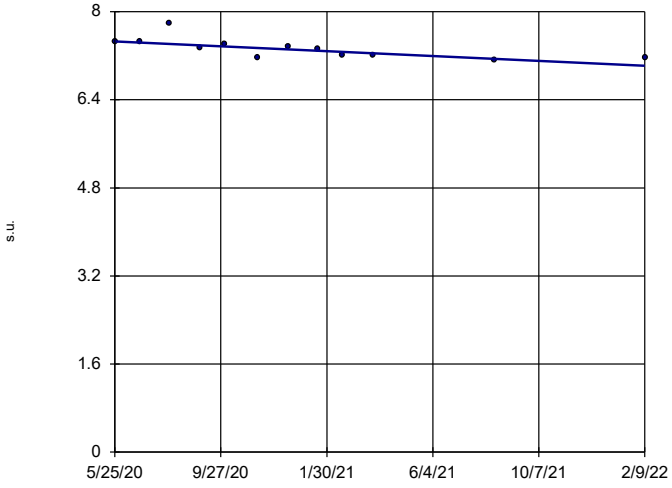

n = 12

Slope = -0.2601 units per year.

Mann-Kendall statistic = -44 critical = -38

Decreasing trend significant at 99% confidence level (α = 0.005 per tail).

Constituent: pH Analysis Run 5/23/2022 9:52 AM View: Appendix III - Trend Tests

Plant Bowen Client: Southern Company Data: Bowen AP-1

Sanitas™ v.9.6.33 Groundwater Stats Consulting. UG

Sen's Slope Estimator

BGWC-16

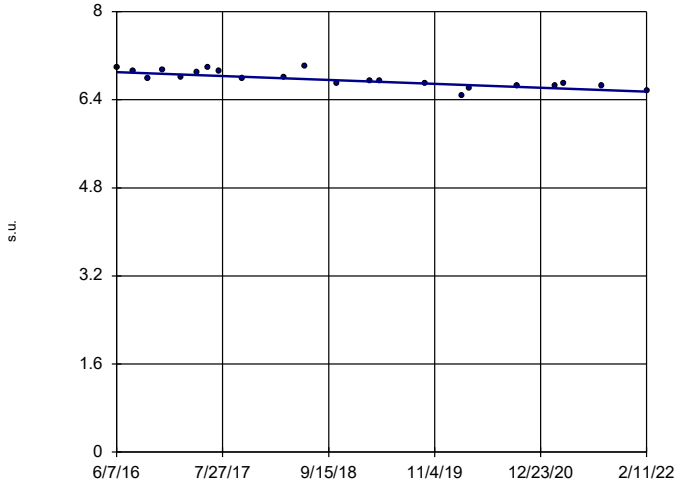

n = 22

Slope = -0.06281 units per year.

Mann-Kendall statistic = -141 critical = -92

Decreasing trend significant at 99% confidence level (α = 0.005 per tail).

Constituent: pH Analysis Run 5/23/2022 9:52 AM View: Appendix III - Trend Tests

Plant Bowen Client: Southern Company Data: Bowen AP-1

Sanitas™ v.9.6.33 Groundwater Stats Consulting. UG

Sen's Slope Estimator

BGWC-18

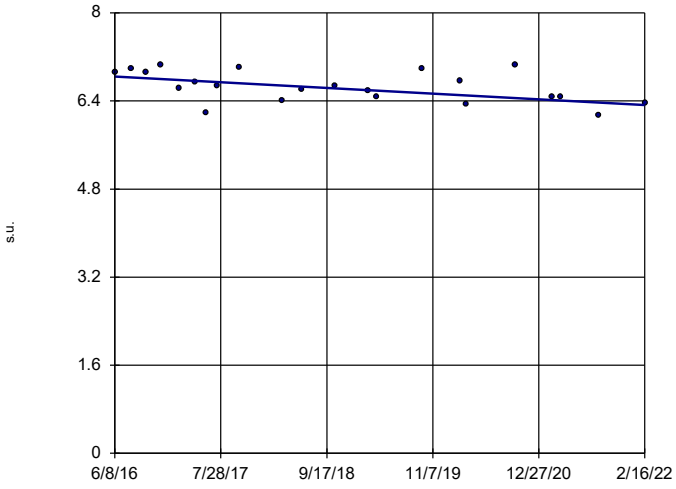

n = 22

Slope = -0.09009 units per year.

Mann-Kendall statistic = -84 critical = -92

Trend not significant at 99% confidence level (α = 0.005 per tail).

Constituent: pH Analysis Run 5/23/2022 9:52 AM View: Appendix III - Trend Tests

Plant Bowen Client: Southern Company Data: Bowen AP-1

Sanitas™ v.9.6.33 Groundwater Stats Consulting. UG

Sen's Slope Estimator

BGWC-19

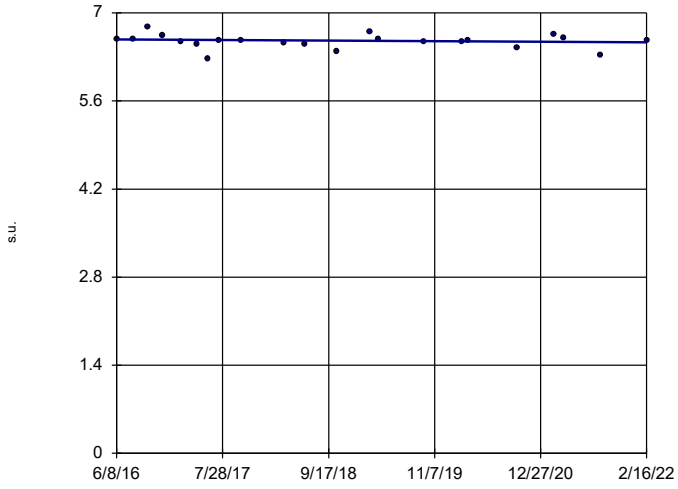

n = 22

Slope = -0.008321 units per year.

Mann-Kendall statistic = -27 critical = -92

Trend not significant at 99% confidence level (α = 0.005 per tail).

Constituent: pH Analysis Run 5/23/2022 9:52 AM View: Appendix III - Trend Tests

Plant Bowen Client: Southern Company Data: Bowen AP-1

Sanitas™ v.9.6.33 Groundwater Stats Consulting. UG

Sen's Slope Estimator

BGWC-24

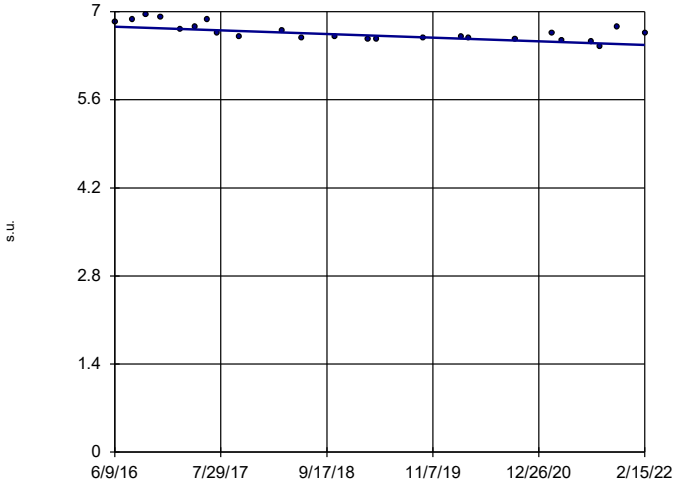

n = 24

Slope = -0.05068 units per year.

Mann-Kendall statistic = -150 critical = -105

Decreasing trend significant at 99% confidence level (α = 0.005 per tail).

Constituent: pH Analysis Run 5/23/2022 9:52 AM View: Appendix III - Trend Tests

Plant Bowen Client: Southern Company Data: Bowen AP-1

Sanitas™ v.9.6.33 Groundwater Stats Consulting. UG

Sen's Slope Estimator

BGWA-2 (bg)

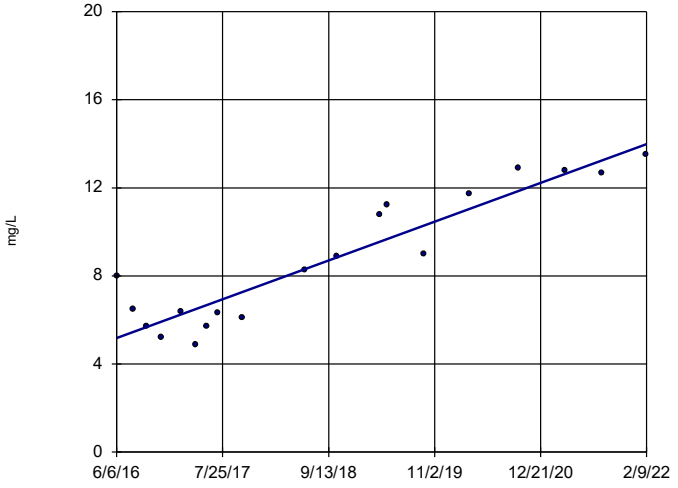

n = 19

Slope = 1.551 units per year.

Mann-Kendall statistic = 114 critical = 74

Increasing trend significant at 99% confidence level (α = 0.005 per tail).

Constituent: Sulfate Analysis Run 5/23/2022 9:52 AM View: Appendix III - Trend Tests

Plant Bowen Client: Southern Company Data: Bowen AP-1

Sanitas™ v.9.6.33 Groundwater Stats Consulting. UG

Sen's Slope Estimator

BGWA-29 (bg)

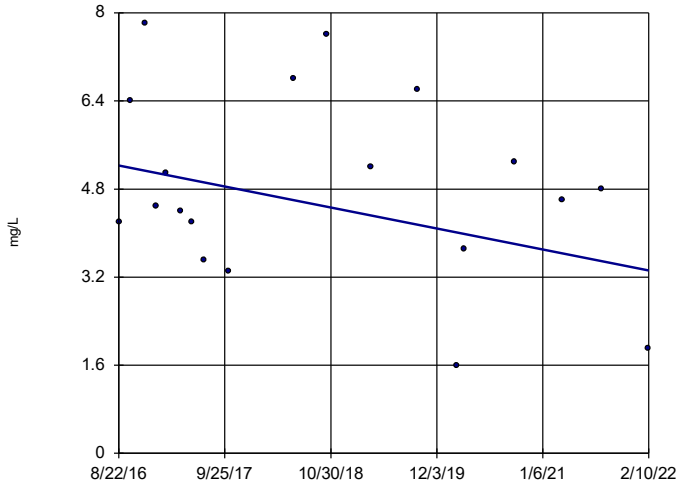

n = 19

Slope = -0.3484 units per year.

Mann-Kendall statistic = -28 critical = -74

Trend not significant at 99% confidence level (α = 0.005 per tail).

Constituent: Sulfate Analysis Run 5/23/2022 9:52 AM View: Appendix III - Trend Tests

Plant Bowen Client: Southern Company Data: Bowen AP-1

Sanitas™ v.9.6.33 Groundwater Stats Consulting. UG

Sen's Slope Estimator

BGWA-33 (bg)

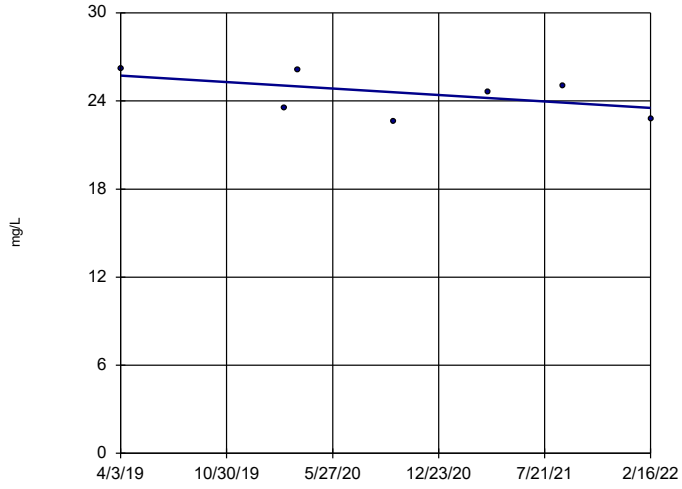

n = 7

Slope = -0.7677 units per year.

Mann-Kendall statistic = -7 critical = -18

Trend not significant at 99% confidence level (α = 0.005 per tail).

Constituent: Sulfate Analysis Run 5/23/2022 9:52 AM View: Appendix III - Trend Tests

Plant Bowen Client: Southern Company Data: Bowen AP-1

Sanitas™ v.9.6.33 Groundwater Stats Consulting. UG

Sen's Slope Estimator

BGWA-47D (bg)

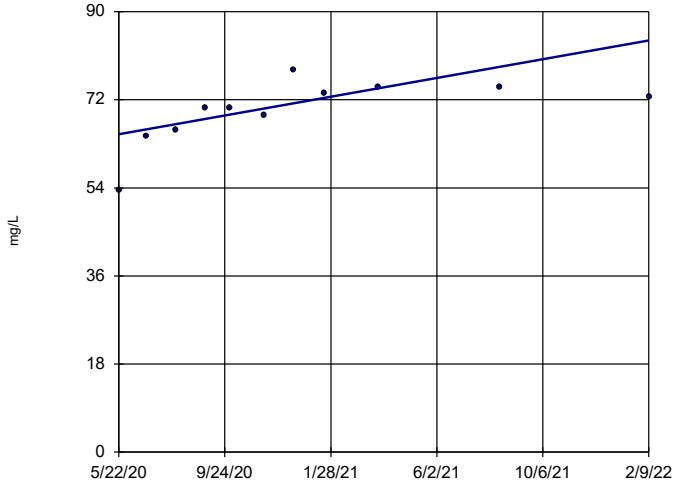

n = 11

Slope = 11.12 units per year.

Mann-Kendall statistic = 35 critical = 34

Increasing trend significant at 99% confidence level (α = 0.005 per tail).

Constituent: Sulfate Analysis Run 5/23/2022 9:52 AM View: Appendix III - Trend Tests

Plant Bowen Client: Southern Company Data: Bowen AP-1

Sanitas™ v.9.6.33 Groundwater Stats Consulting. UG

Sen's Slope Estimator

BGWA-48D (bg)

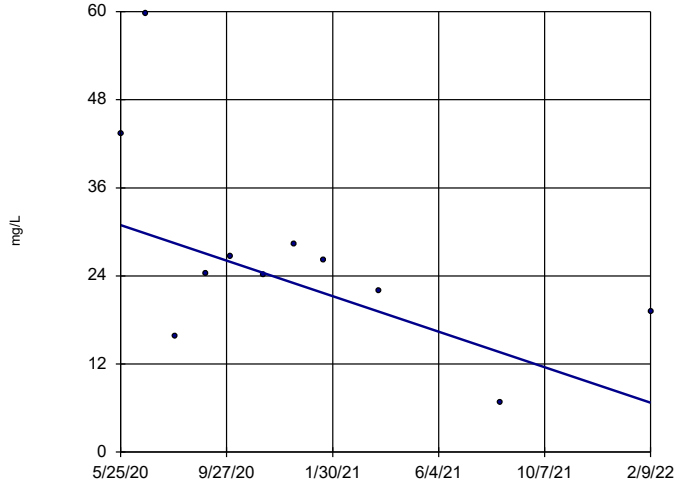

n = 11

Slope = -14.13 units per year.

Mann-Kendall statistic = -25 critical = -34

Trend not significant at 99% confidence level (α = 0.005 per tail).

Constituent: Sulfate Analysis Run 5/23/2022 9:52 AM View: Appendix III - Trend Tests

Plant Bowen Client: Southern Company Data: Bowen AP-1

Sanitas™ v.9.6.33 Groundwater Stats Consulting. UG

Sen's Slope Estimator

BGWC-10

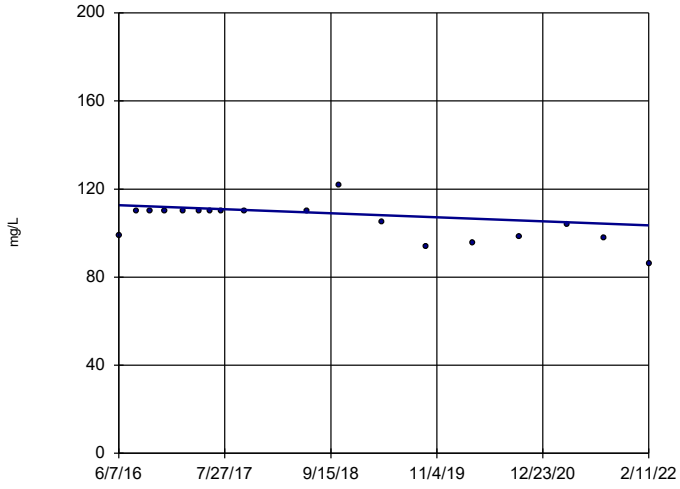

n = 18

Slope = -1.605 units per year.

Mann-Kendall statistic = -59 critical = -68

Trend not significant at 99% confidence level (α = 0.005 per tail).

Constituent: Sulfate Analysis Run 5/23/2022 9:52 AM View: Appendix III - Trend Tests

Plant Bowen Client: Southern Company Data: Bowen AP-1

Sanitas™ v.9.6.33 Groundwater Stats Consulting. UG

Sen's Slope Estimator

BGWC-12

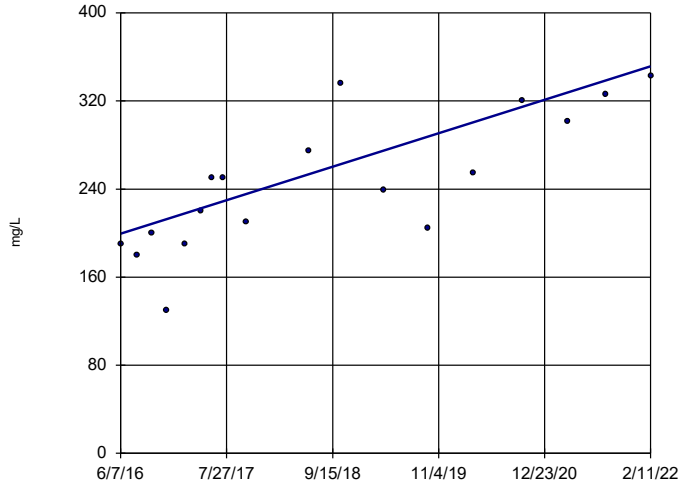

n = 18

Slope = 26.73 units per year.

Mann-Kendall statistic = 101 critical = 68

Increasing trend significant at 99% confidence level (α = 0.005 per tail).

Constituent: Sulfate Analysis Run 5/23/2022 9:52 AM View: Appendix III - Trend Tests

Plant Bowen Client: Southern Company Data: Bowen AP-1

Sanitas™ v.9.6.33 Groundwater Stats Consulting. UG

Sen's Slope Estimator

BGWC-14A

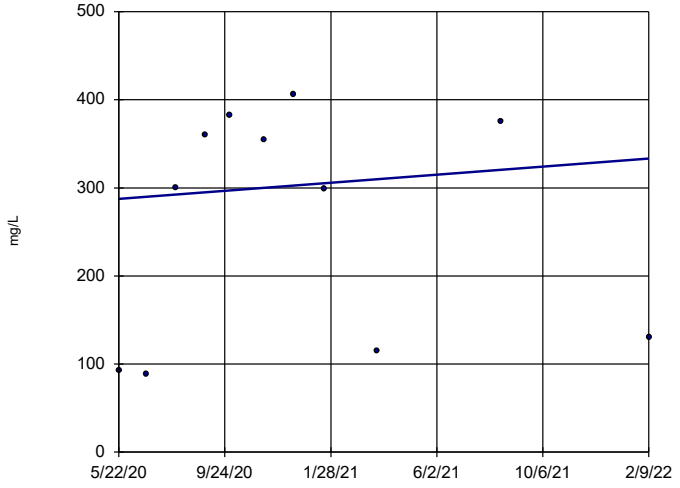

n = 11

Slope = 26.72 units per year.

Mann-Kendall statistic = 9 critical = 34

Trend not significant at 99% confidence level (α = 0.005 per tail).

Constituent: Sulfate Analysis Run 5/23/2022 9:52 AM View: Appendix III - Trend Tests

Plant Bowen Client: Southern Company Data: Bowen AP-1

Sanitas™ v.9.6.33 Groundwater Stats Consulting. UG

Sen's Slope Estimator

BGWC-16

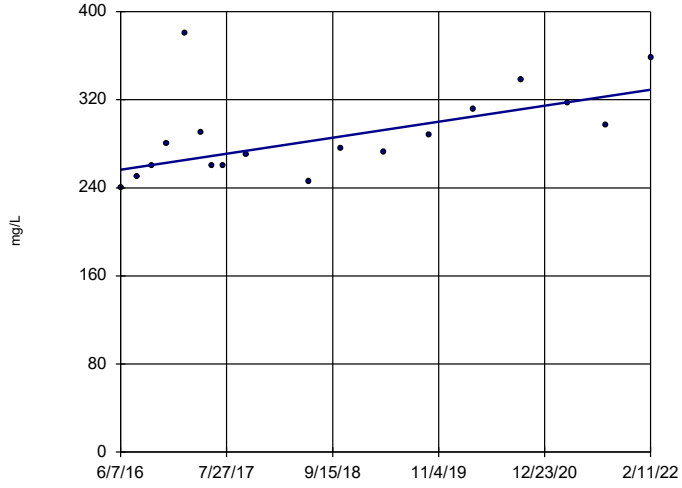

n = 18

Slope = 12.77 units per year.

Mann-Kendall statistic = 78 critical = 68

Increasing trend significant at 99% confidence level (α = 0.005 per tail).

Constituent: Sulfate Analysis Run 5/23/2022 9:52 AM View: Appendix III - Trend Tests

Plant Bowen Client: Southern Company Data: Bowen AP-1

Sanitas™ v.9.6.33 Groundwater Stats Consulting. UG

Sen's Slope Estimator

BGWC-17

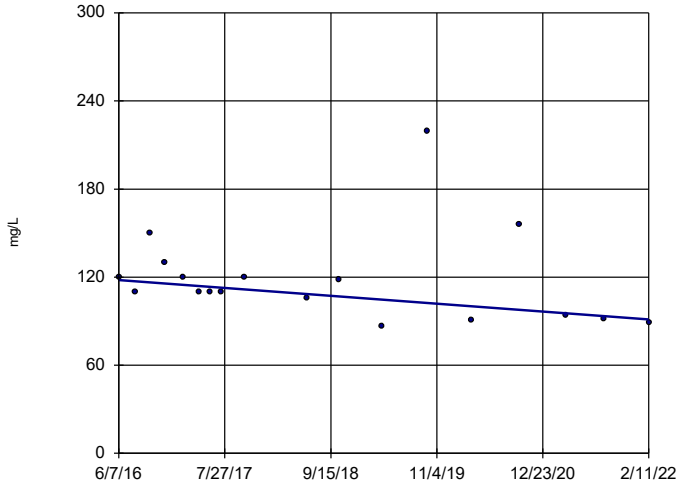

n = 18

Slope = -4.719 units per year.

Mann-Kendall statistic = -54 critical = -68

Trend not significant at 99% confidence level (α = 0.005 per tail).

Constituent: Sulfate Analysis Run 5/23/2022 9:52 AM View: Appendix III - Trend Tests

Plant Bowen Client: Southern Company Data: Bowen AP-1

Sanitas™ v.9.6.33 Groundwater Stats Consulting. UG

Sen's Slope Estimator

BGWC-19

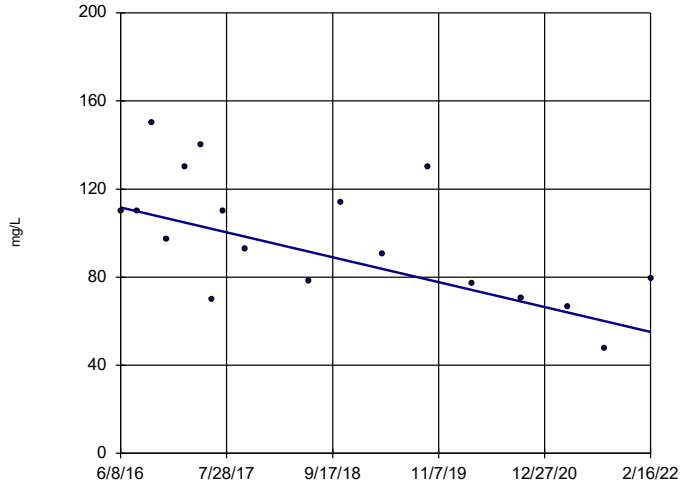

n = 18

Slope = -9.937 units per year.

Mann-Kendall statistic = -71 critical = -68

Decreasing trend significant at 99% confidence level (α = 0.005 per tail).

Constituent: Sulfate Analysis Run 5/23/2022 9:52 AM View: Appendix III - Trend Tests

Plant Bowen Client: Southern Company Data: Bowen AP-1

Sanitas™ v.9.6.33 Groundwater Stats Consulting. UG

Sen's Slope Estimator

BGWC-20

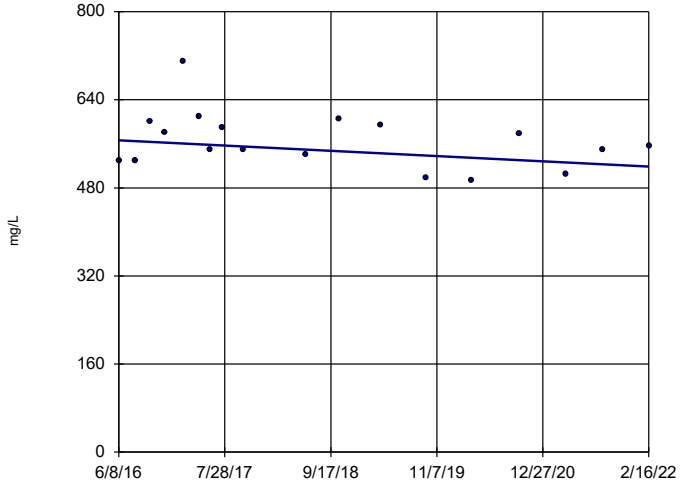

n = 18

Slope = -8.402 units per year.

Mann-Kendall statistic = -27 critical = -68

Trend not significant at 99% confidence level (α = 0.005 per tail).

Constituent: Sulfate Analysis Run 5/23/2022 9:52 AM View: Appendix III - Trend Tests

Plant Bowen Client: Southern Company Data: Bowen AP-1

Sanitas™ v.9.6.33 Groundwater Stats Consulting. UG

Sen's Slope Estimator

BGWC-22

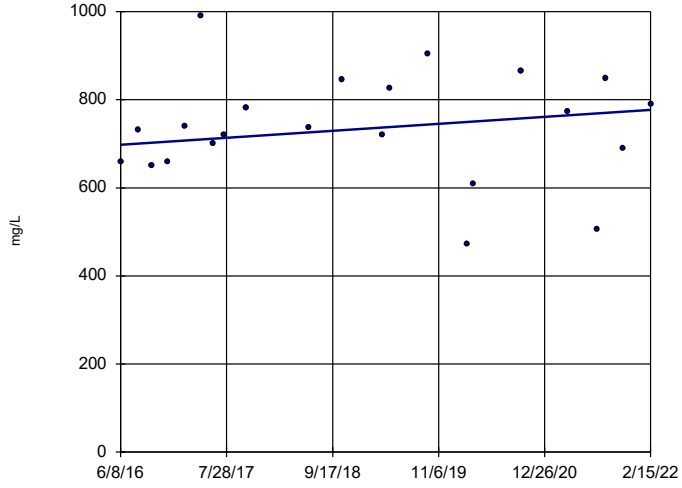

n = 22

Slope = 13.87 units per year.

Mann-Kendall statistic = 31 critical = 92

Trend not significant at 99% confidence level (α = 0.005 per tail).

Constituent: Sulfate Analysis Run 5/23/2022 9:52 AM View: Appendix III - Trend Tests

Plant Bowen Client: Southern Company Data: Bowen AP-1

Sanitas™ v.9.6.33 Groundwater Stats Consulting. UG

Sen's Slope Estimator

BGWC-23

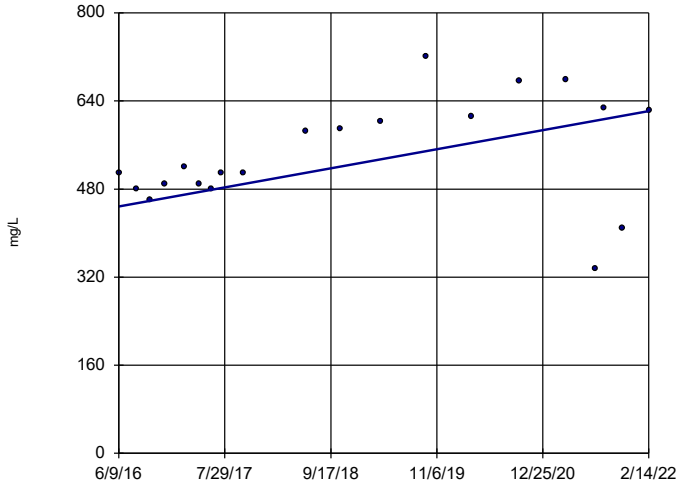

n = 20

Slope = 30.39 units per year.

Mann-Kendall statistic = 75 critical = 81

Trend not significant at 99% confidence level (α = 0.005 per tail).

Constituent: Sulfate Analysis Run 5/23/2022 9:52 AM View: Appendix III - Trend Tests

Plant Bowen Client: Southern Company Data: Bowen AP-1

Sanitas™ v.9.6.33 Groundwater Stats Consulting. UG

Sen's Slope Estimator

BGWC-24

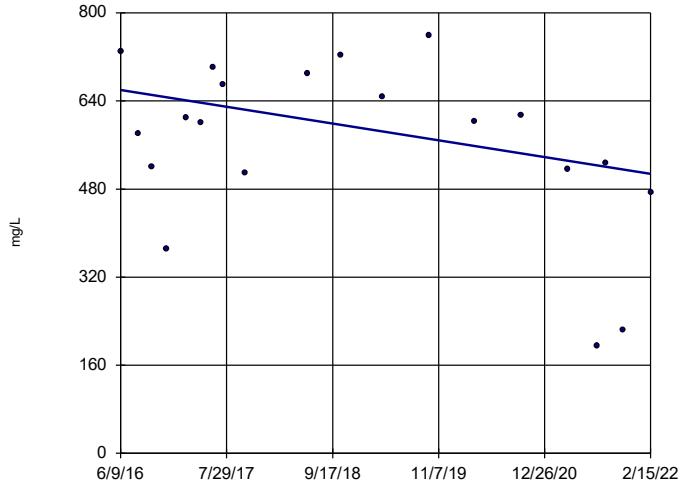

n = 20

Slope = -26.76 units per year.

Mann-Kendall statistic = -42 critical = -81

Trend not significant at 99% confidence level (α = 0.005 per tail).

Constituent: Sulfate Analysis Run 5/23/2022 9:52 AM View: Appendix III - Trend Tests

Plant Bowen Client: Southern Company Data: Bowen AP-1

Sanitas™ v.9.6.33 Groundwater Stats Consulting. UG

Sen's Slope Estimator

BGWC-7

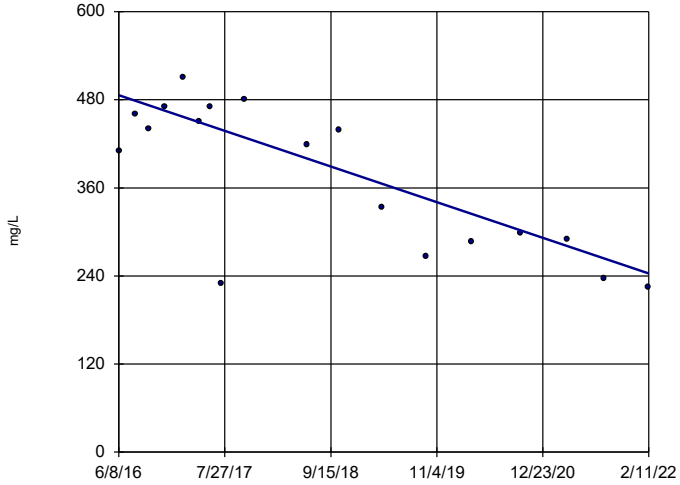

n = 18

Slope = -42.67 units per year.

Mann-Kendall statistic = -76 critical = -68

Decreasing trend significant at 99% confidence level (α = 0.005 per tail).

Constituent: Sulfate Analysis Run 5/23/2022 9:52 AM View: Appendix III - Trend Tests

Plant Bowen Client: Southern Company Data: Bowen AP-1

Sanitas™ v.9.6.33 Groundwater Stats Consulting. UG

Sen's Slope Estimator

BGWA-2 (bg)

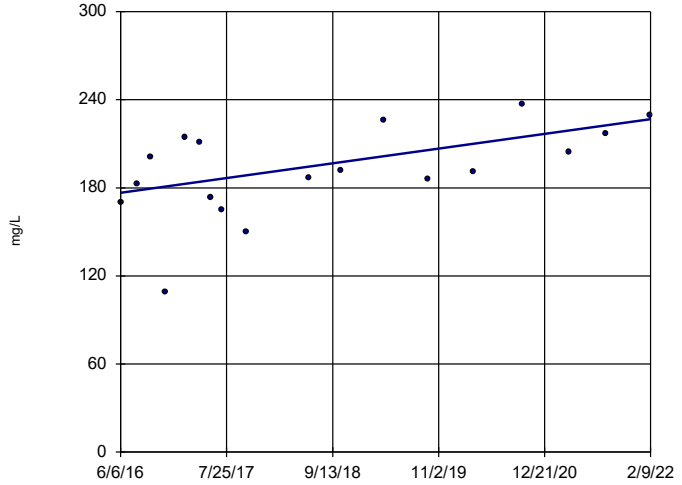

n = 18

Slope = 8.816 units per year.

Mann-Kendall statistic = 63 critical = 68

Trend not significant at 99% confidence level (α = 0.005 per tail).

Constituent: Total Dissolved Solids Analysis Run 5/23/2022 9:52 AM View: Appendix III - Trend Tests

Plant Bowen Client: Southern Company Data: Bowen AP-1

Sanitas™ v.9.6.33 Groundwater Stats Consulting. UG

Sen's Slope Estimator

BGWA-29 (bg)

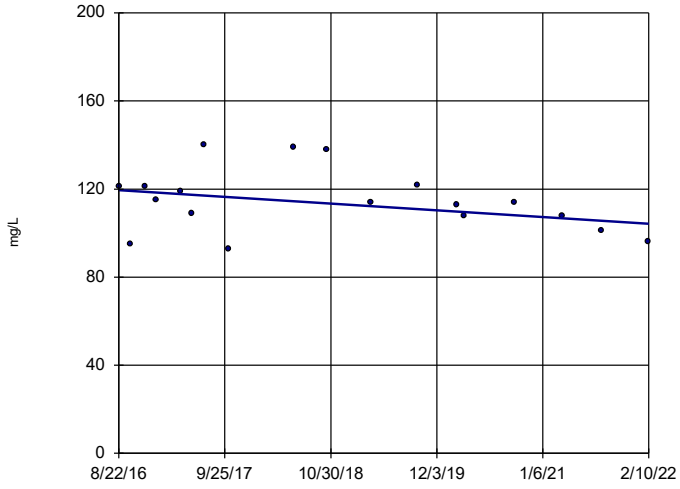

n = 18

Slope = -2.79 units per year.

Mann-Kendall statistic = -46 critical = -68

Trend not significant at 99% confidence level (α = 0.005 per tail).

Constituent: Total Dissolved Solids Analysis Run 5/23/2022 9:52 AM View: Appendix III - Trend Tests

Plant Bowen Client: Southern Company Data: Bowen AP-1

Sanitas™ v.9.6.33 Groundwater Stats Consulting. UG

Sen's Slope Estimator

BGWA-33 (bg)

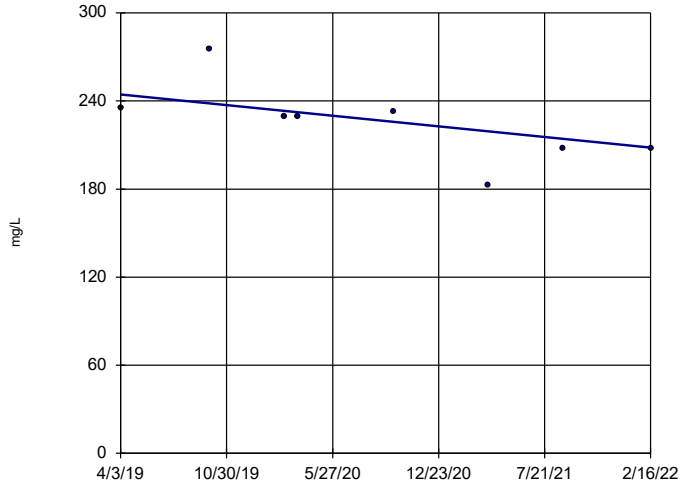

n = 8

Slope = -12.59 units per year.

Mann-Kendall statistic = -16 critical = -21

Trend not significant at 99% confidence level (α = 0.005 per tail).

Constituent: Total Dissolved Solids Analysis Run 5/23/2022 9:52 AM View: Appendix III - Trend Tests

Plant Bowen Client: Southern Company Data: Bowen AP-1

Sanitas™ v.9.6.33 Groundwater Stats Consulting. UG

Sen's Slope Estimator

BGWA-47D (bg)

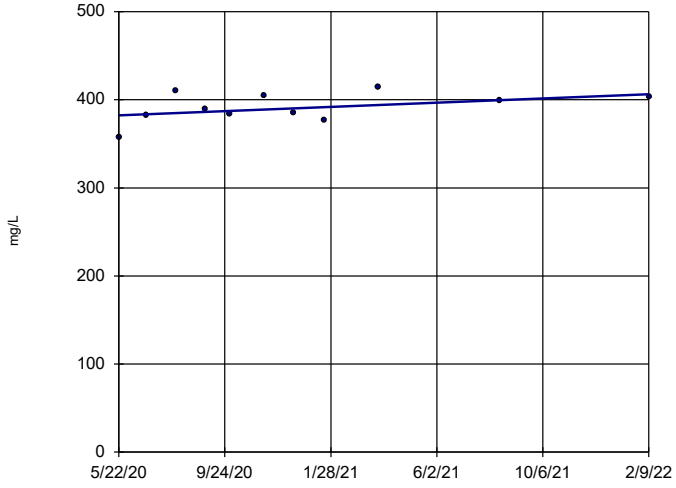

n = 11

Slope = 13.94 units per year.

Mann-Kendall statistic = 17 critical = 34

Trend not significant at 99% confidence level (α = 0.005 per tail).

Constituent: Total Dissolved Solids Analysis Run 5/23/2022 9:52 AM View: Appendix III - Trend Tests

Plant Bowen Client: Southern Company Data: Bowen AP-1

Sanitas™ v.9.6.33 Groundwater Stats Consulting. UG

Sen's Slope Estimator

BGWA-48D (bg)

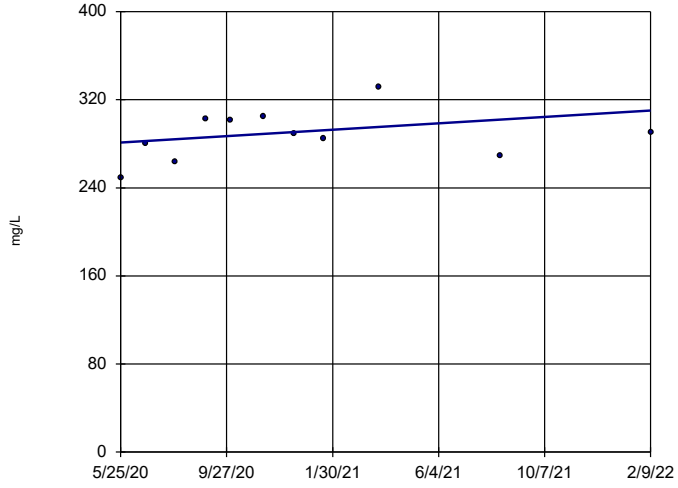

n = 11

Slope = 16.92 units per year.

Mann-Kendall statistic = 15 critical = 34

Trend not significant at 99% confidence level (α = 0.005 per tail).

Constituent: Total Dissolved Solids Analysis Run 5/23/2022 9:52 AM View: Appendix III - Trend Tests

Plant Bowen Client: Southern Company Data: Bowen AP-1

Sanitas™ v.9.6.33 Groundwater Stats Consulting. UG

Sen's Slope Estimator

BGWC-12

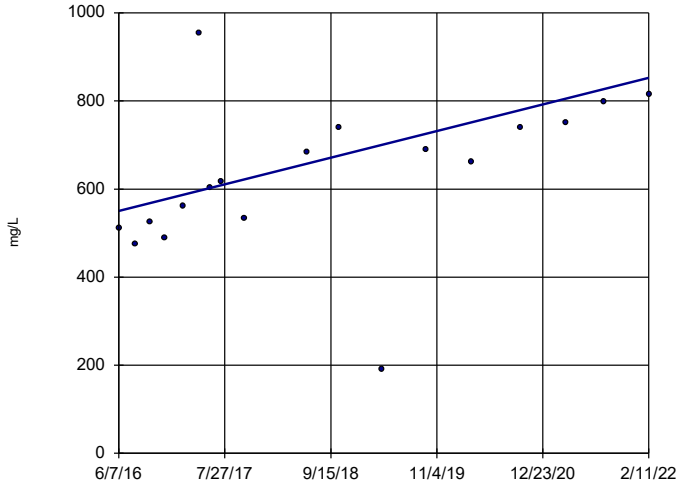

n = 18

Slope = 53.16 units per year.

Mann-Kendall statistic = 89 critical = 68

Increasing trend significant at 99% confidence level (α = 0.005 per tail).

Constituent: Total Dissolved Solids Analysis Run 5/23/2022 9:52 AM View: Appendix III - Trend Tests

Plant Bowen Client: Southern Company Data: Bowen AP-1

Sanitas™ v.9.6.33 Groundwater Stats Consulting. UG

Sen's Slope Estimator

BGWC-16

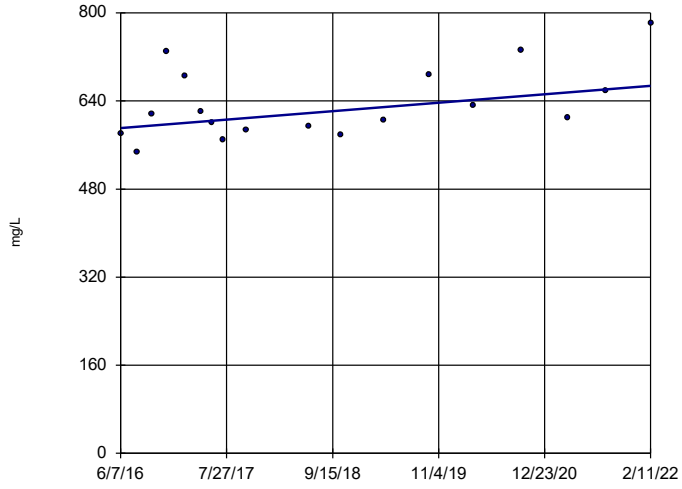

n = 18

Slope = 13.48 units per year.

Mann-Kendall statistic = 51 critical = 68

Trend not significant at 99% confidence level (α = 0.005 per tail).

Constituent: Total Dissolved Solids Analysis Run 5/23/2022 9:52 AM View: Appendix III - Trend Tests

Plant Bowen Client: Southern Company Data: Bowen AP-1

Sanitas™ v.9.6.33 Groundwater Stats Consulting. UG

Sen's Slope Estimator

BGWC-20

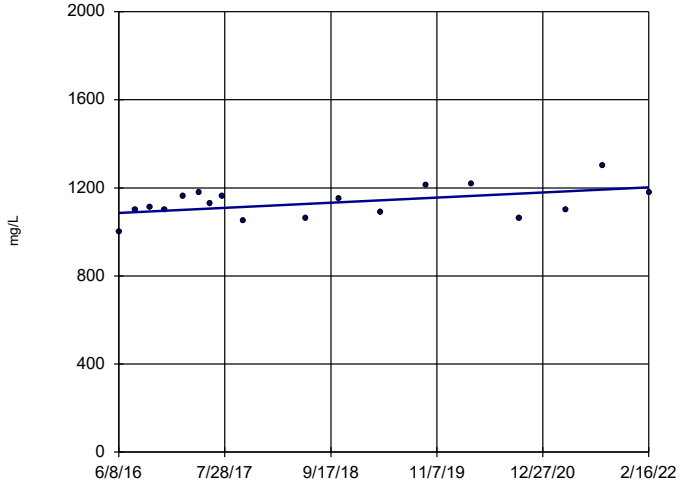

n = 18

Slope = 20.39 units per year.

Mann-Kendall statistic = 45 critical = 68

Trend not significant at 99% confidence level (α = 0.005 per tail).

Constituent: Total Dissolved Solids Analysis Run 5/23/2022 9:52 AM View: Appendix III - Trend Tests

Plant Bowen Client: Southern Company Data: Bowen AP-1

Sanitas™ v.9.6.33 Groundwater Stats Consulting. UG

Sen's Slope Estimator

BGWC-22

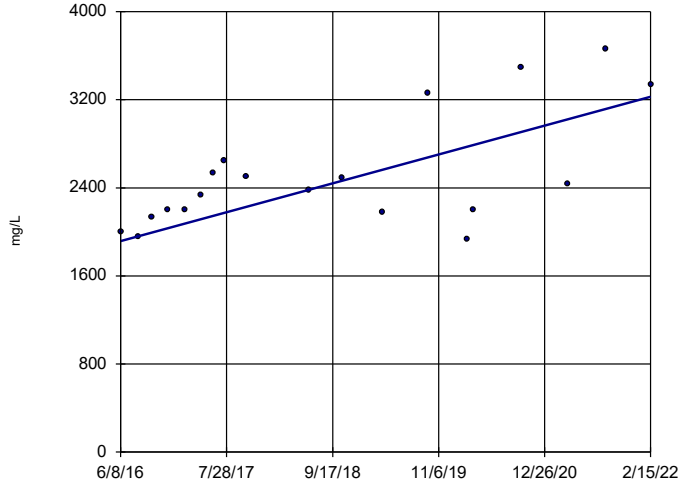

n = 19

Slope = 230.5 units per year.

Mann-Kendall statistic = 78 critical = 74

Increasing trend significant at 99% confidence level (α = 0.005 per tail).

Constituent: Total Dissolved Solids Analysis Run 5/23/2022 9:52 AM View: Appendix III - Trend Tests

Plant Bowen Client: Southern Company Data: Bowen AP-1

Sanitas™ v.9.6.33 Groundwater Stats Consulting. UG

Sen's Slope Estimator

BGWC-23

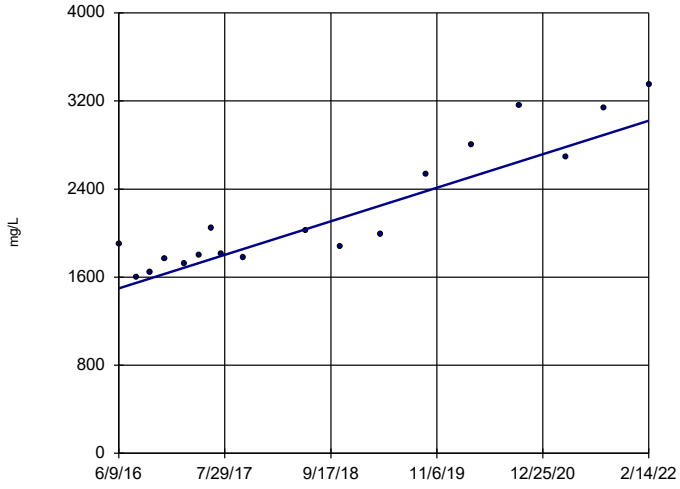

n = 18

Slope = 267.9 units per year.

Mann-Kendall statistic = 111 critical = 68

Increasing trend significant at 99% confidence level (α = 0.005 per tail).

Constituent: Total Dissolved Solids Analysis Run 5/23/2022 9:52 AM View: Appendix III - Trend Tests

Plant Bowen Client: Southern Company Data: Bowen AP-1

Sanitas™ v.9.6.33 Groundwater Stats Consulting. UG

Sen's Slope Estimator

BGWC-24

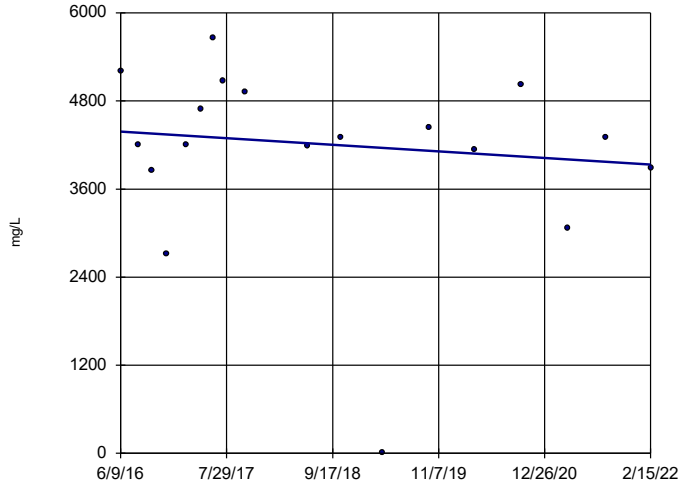

n = 18

Slope = -78.82 units per year.

Mann-Kendall statistic = -23 critical = -68

Trend not significant at 99% confidence level (α = 0.005 per tail).

Constituent: Total Dissolved Solids Analysis Run 5/23/2022 9:52 AM View: Appendix III - Trend Tests

Plant Bowen Client: Southern Company Data: Bowen AP-1

Sanitas™ v.9.6.33 Groundwater Stats Consulting. UG

Sen's Slope Estimator

BGWC-30

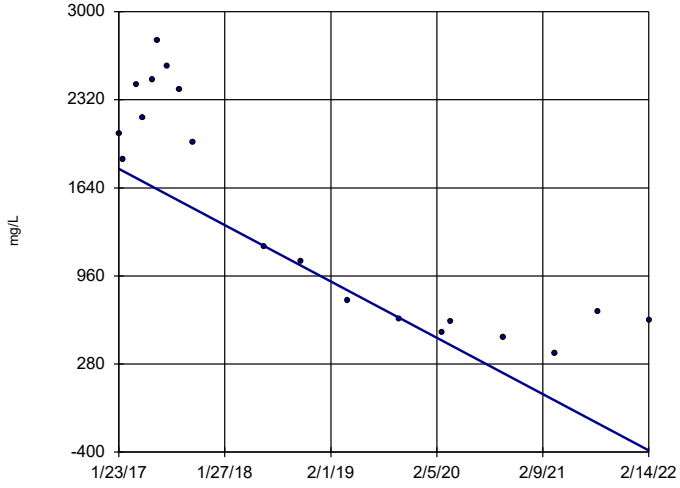

n = 19

Slope = -429.5 units per year.

Mann-Kendall statistic = -107 critical = -74

Decreasing trend significant at 99% confidence level (α = 0.005 per tail).

Constituent: Total Dissolved Solids Analysis Run 5/23/2022 9:52 AM View: Appendix III - Trend Tests

Plant Bowen Client: Southern Company Data: Bowen AP-1

Sanitas™ v.9.6.33 Groundwater Stats Consulting. UG

Sen's Slope Estimator

BGWC-7

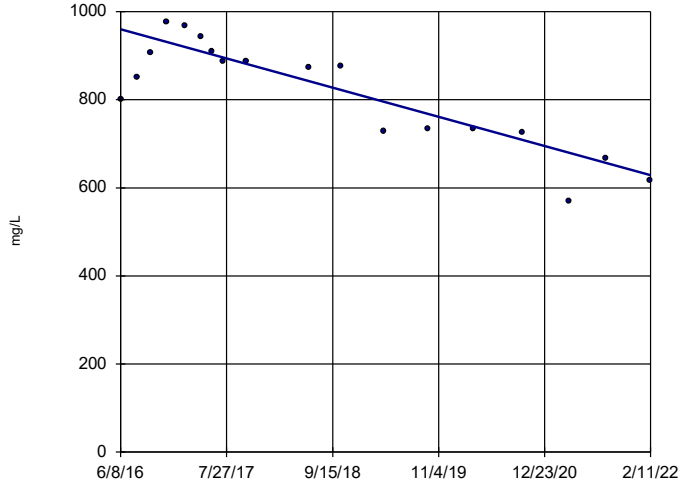

n = 18

Slope = -58.31 units per year.

Mann-Kendall statistic = -95 critical = -68

Decreasing trend significant at 99% confidence level (α = 0.005 per tail).

Constituent: Total Dissolved Solids Analysis Run 5/23/2022 9:52 AM View: Appendix III - Trend Tests

Plant Bowen Client: Southern Company Data: Bowen AP-1

FIGURE F.

Upper Tolerance Limit Summary Table

Plant Bowen Client: Southern Company Data: Bowen AP-1 Printed 5/23/2022, 10:11 AM

Constituent	Well	Upper Lim.	Lower Lim.	Date	Observ.	Sig.	Bg N	Bg Mean	Std. Dev.	%NDs	ND Adj.	Transform	Alpha	Method
Antimony (mg/L)	n/a	0.0042	n/a	n/a	n/a	n/a	65	n/a	n/a	56.92	n/a	n/a	0.03565	NP Inter(NDs)
Arsenic (mg/L)	n/a	0.01	n/a	n/a	n/a	n/a	75	n/a	n/a	48	n/a	n/a	0.02134	NP Inter(normality)
Barium (mg/L)	n/a	0.218	n/a	n/a	n/a	n/a	75	n/a	n/a	0	n/a	n/a	0.02134	NP Inter(normality)
Beryllium (mg/L)	n/a	0.0005	n/a	n/a	n/a	n/a	71	n/a	n/a	98.59	n/a	n/a	0.0262	NP Inter(NDs)
Cadmium (mg/L)	n/a	0.0005	n/a	n/a	n/a	n/a	75	n/a	n/a	97.33	n/a	n/a	0.02134	NP Inter(NDs)
Chromium (mg/L)	n/a	0.005	n/a	n/a	n/a	n/a	71	n/a	n/a	57.75	n/a	n/a	0.0262	NP Inter(NDs)
Cobalt (mg/L)	n/a	0.005	n/a	n/a	n/a	n/a	76	n/a	n/a	90.79	n/a	n/a	0.02028	NP Inter(NDs)
Combined Radium 226 + 228 (pCi/L)	n/a	1.629	n/a	n/a	n/a	n/a	75	0.7854	0.4275	0	None	No	0.05	Inter
Fluoride (mg/L)	n/a	0.57	n/a	n/a	n/a	n/a	78	n/a	n/a	52.56	n/a	n/a	0.0183	NP Inter(NDs)
Lead (mg/L)	n/a	0.0024	n/a	n/a	n/a	n/a	71	n/a	n/a	61.97	n/a	n/a	0.0262	NP Inter(NDs)
Lithium (mg/L)	n/a	0.03	n/a	n/a	n/a	n/a	75	n/a	n/a	82.67	n/a	n/a	0.02134	NP Inter(NDs)
Mercury (mg/L)	n/a	0.0002	n/a	n/a	n/a	n/a	71	n/a	n/a	95.77	n/a	n/a	0.0262	NP Inter(NDs)
Molybdenum (mg/L)	n/a	0.034	n/a	n/a	n/a	n/a	77	n/a	n/a	53.25	n/a	n/a	0.01926	NP Inter(NDs)
Selenium (mg/L)	n/a	0.005	n/a	n/a	n/a	n/a	71	n/a	n/a	87.32	n/a	n/a	0.0262	NP Inter(NDs)
Thallium (mg/L)	n/a	0.001	n/a	n/a	n/a	n/a	75	n/a	n/a	84	n/a	n/a	0.02134	NP Inter(NDs)

FIGURE G.

BOWEN ASH POND 1 GWPS				
Constituent Name	**MCL**	**CCR-Rule Specified**	**Background Limit**	**GWPS**
Antimony, Total (mg/L)	0.006		0.0042	0.006
Arsenic, Total (mg/L)	0.01		0.01	0.01
Barium, Total (mg/L)	2		0.22	2
Beryllium, Total (mg/L)	0.004		0.0005	0.004
Cadmium, Total (mg/L)	0.005		0.0005	0.005
Chromium, Total (mg/L)	0.1		0.005	0.1
Cobalt, Total (mg/L)		0.006	0.005	0.006
Combined Radium, Total (pCi/L)	5		1.63	5
Fluoride, Total (mg/L)	4		0.57	4
Lead, Total (mg/L)		0.015	0.0024	0.015
Lithium, Total (mg/L)		0.04	0.03	0.04
Mercury, Total (mg/L)	0.002		0.0002	0.002
Molybdenum, Total (mg/L)		0.1	0.034	0.1
Selenium, Total (mg/L)	0.05		0.005	0.05
Thallium, Total (mg/L)	0.002		0.001	0.002

**GWPS = Groundwater Protection Standard*

**MCL = Maximum Contaminant Level*

**CCR = Coal Combustion Residuals*

FIGURE H.

Confidence Intervals - Significant Results

Plant Bowen Client: Southern Company Data: Bowen AP-1 Printed 5/23/2022, 4:03 PM

Constituent	Well	Upper Lim.	Lower Lim.	Compliance	Sig.	N	Mean	Std. Dev.	%NDs	ND Adj.	Transform	Alpha	Method
Arsenic (mg/L)	**BGWC-34D**	**0.01874**	**0.01526**	**0.01**	**Yes**	**12**	**0.017**	**0.002216**	**0**	**None**	**No**	**0.01**	**Param.**
Cobalt (mg/L)	**BGWC-22**	**0.02626**	**0.01607**	**0.006**	**Yes**	**24**	**0.02116**	**0.009987**	**0**	**None**	**No**	**0.01**	**Param.**
Molybdenum (mg/L)	**BGWC-43D**	**0.2241**	**0.1309**	**0.1**	**Yes**	**8**	**0.1775**	**0.044**	**0**	**None**	**No**	**0.01**	**Param.**

Confidence Intervals - All Results

Plant Bowen Client: Southern Company Data: Bowen AP-1 Printed 5/23/2022, 4:03 PM

Constituent	Well	Upper Lim.	Lower Lim.	Compliance	Sig.	N	Mean	Std. Dev.	%NDs	ND Adj.	Transform	Alpha	Method
Antimony (mg/L)	BGWC-10	0.003	0.0022	0.006	No	17	0.0029	0.0002828	88.24	None	No	0.01	NP (NDs)
Antimony (mg/L)	BGWC-14A	0.003	0.00061	0.006	No	12	0.002576	0.0009928	83.33	None	No	0.01	NP (NDs)
Antimony (mg/L)	BGWC-16	0.003	0.0004	0.006	No	17	0.002847	0.0006306	94.12	None	No	0.01	NP (NDs)
Antimony (mg/L)	BGWC-17	0.003	0.0002	0.006	No	17	0.002835	0.0006791	94.12	None	No	0.01	NP (NDs)
Antimony (mg/L)	BGWC-19	0.003	0.0005	0.006	No	17	0.002853	0.0006063	94.12	None	No	0.01	NP (NDs)
Antimony (mg/L)	BGWC-20	0.003	0.0014	0.006	No	17	0.002759	0.0006992	88.24	None	No	0.01	NP (NDs)
Antimony (mg/L)	BGWC-21	0.003	0.0017	0.006	No	16	0.002819	0.0004983	87.5	None	No	0.01	NP (NDs)
Antimony (mg/L)	BGWC-22	0.003	0.0023	0.006	No	17	0.002746	0.0006892	82.35	None	No	0.01	NP (NDs)
Antimony (mg/L)	BGWC-23	0.003	0.0014	0.006	No	17	0.002473	0.0009872	70.59	None	No	0.01	NP (NDs)
Antimony (mg/L)	BGWC-24	0.0048	0.0028	0.006	No	17	0.002791	0.0009954	76.47	None	No	0.01	NP (NDs)
Antimony (mg/L)	BGWC-25	0.003	0.0013	0.006	No	17	0.0029	0.0004123	94.12	None	No	0.01	NP (NDs)
Antimony (mg/L)	BGWC-31	0.003	0.00038	0.006	No	7	0.002626	0.0009903	85.71	None	No	0.008	NP (NDs)
Antimony (mg/L)	BGWC-32	0.003	0.00036	0.006	No	7	0.00225	0.001281	71.43	None	No	0.008	NP (NDs)
Antimony (mg/L)	BGWC-34D	0.003	0.00049	0.006	No	7	0.002326	0.001155	71.43	None	No	0.008	NP (NDs)
Antimony (mg/L)	BGWC-35D	0.003	0.00064	0.006	No	7	0.002329	0.001147	71.43	None	No	0.008	NP (NDs)
Antimony (mg/L)	BGWC-36D	0.003	0.00096	0.006	No	7	0.002709	0.000771	85.71	None	No	0.008	NP (NDs)
Antimony (mg/L)	BGWC-37D	0.003	0.00041	0.006	No	7	0.002516	0.0009752	71.43	None	No	0.008	NP (NDs)
Antimony (mg/L)	BGWC-38D	0.01	0.0003	0.006	No	7	0.003603	0.003537	28.57	None	No	0.008	NP (selected)
Antimony (mg/L)	BGWC-40	0.003	0.0005	0.006	No	7	0.002643	0.0009449	85.71	None	No	0.008	NP (NDs)
Antimony (mg/L)	BGWC-41D	0.003	0.0014	0.006	No	5	0.00236	0.0008764	60	None	No	0.031	NP (NDs)
Antimony (mg/L)	BGWC-42D	0.001876	0.0002361	0.006	No	5	0.00167	0.0009331	20	Kaplan-Meier	No	0.01	Param.
Antimony (mg/L)	BGWC-43D	0.003	0.00058	0.006	No	5	0.002098	0.001241	60	Kaplan-Meier	No	0.031	NP (NDs)
Antimony (mg/L)	BGWC-44D	0.007913	0.0006499	0.006	No	5	0.00364	0.003048	20	Kaplan-Meier	x^(1/3)	0.01	Param.
Antimony (mg/L)	BGWC-51	0.003	0.0019	0.006	No	5	0.00278	0.0004919	80	None	No	0.031	NP (NDs)
Antimony (mg/L)	BGWC-52	0.002074	0.0001128	0.006	No	5	0.001856	0.001161	40	Kaplan-Meier	No	0.01	Param.
Antimony (mg/L)	BGWC-7	0.003	0.0016	0.006	No	17	0.002524	0.0009318	76.47	Kaplan-Meier	No	0.01	NP (NDs)
Antimony (mg/L)	BGWC-8	0.003	0.00059	0.006	No	17	0.002556	0.0009895	82.35	None	No	0.01	NP (NDs)
Antimony (mg/L)	BGWC-9	0.003	0.00075	0.006	No	16	0.002427	0.001049	75	None	No	0.01	NP (NDs)
Arsenic (mg/L)	BGWA-6	0.005	0.0011	0.01	No	18	0.003471	0.001995	61.11	None	No	0.01	NP (NDs)
Arsenic (mg/L)	BGWC-10	0.007442	0.005739	0.01	No	21	0.00659	0.001543	0	None	No	0.01	Param.
Arsenic (mg/L)	BGWC-12	0.005	0.00085	0.01	No	21	0.00263	0.002044	38.1	None	No	0.01	NP (normality)
Arsenic (mg/L)	BGWC-14A	0.005	0.0011	0.01	No	12	0.003958	0.001645	66.67	None	No	0.01	NP (NDs)
Arsenic (mg/L)	BGWC-16	0.005	0.00074	0.01	No	21	0.0032	0.002142	57.14	None	No	0.01	NP (NDs)
Arsenic (mg/L)	BGWC-17	0.005	0.001	0.01	No	21	0.003462	0.002028	61.9	None	No	0.01	NP (NDs)
Arsenic (mg/L)	BGWC-18	0.005	0.00083	0.01	No	21	0.003443	0.002066	61.9	None	No	0.01	NP (NDs)
Arsenic (mg/L)	BGWC-19	0.005	0.00074	0.01	No	21	0.003036	0.002145	52.38	None	No	0.01	NP (NDs)
Arsenic (mg/L)	BGWC-20	0.005	0.0014	0.01	No	21	0.002829	0.001829	38.1	None	No	0.01	NP (normality)
Arsenic (mg/L)	BGWC-21	0.005	0.00087	0.01	No	20	0.00287	0.00202	45	None	No	0.01	NP (normality)
Arsenic (mg/L)	BGWC-22	0.003625	0.001956	0.01	No	21	0.00279	0.001514	9.524	None	No	0.01	Param.
Arsenic (mg/L)	BGWC-23	0.00353	0.001831	0.01	No	21	0.00268	0.001539	4.762	None	No	0.01	Param.
Arsenic (mg/L)	BGWC-24	0.006252	0.003339	0.01	No	21	0.004795	0.00264	9.524	None	No	0.01	Param.
Arsenic (mg/L)	BGWC-25	0.00317	0.002093	0.01	No	21	0.00269	0.001067	4.762	None	sqrt(x)	0.01	Param.
Arsenic (mg/L)	BGWC-30	0.005	0.00089	0.01	No	21	0.00282	0.00195	38.1	None	No	0.01	NP (normality)
Arsenic (mg/L)	BGWC-31	0.005729	0.003691	0.01	No	10	0.00471	0.001143	0	None	No	0.01	Param.
Arsenic (mg/L)	BGWC-32	0.003562	0.0008638	0.01	No	10	0.002213	0.001512	10	None	No	0.01	Param.
Arsenic (mg/L)	**BGWC-34D**	**0.01874**	**0.01526**	**0.01**	**Yes**	**12**	**0.017**	**0.002216**	**0**	**None**	**No**	**0.01**	**Param.**
Arsenic (mg/L)	BGWC-35D	0.003818	0.001143	0.01	No	10	0.002506	0.001661	0	None	sqrt(x)	0.01	Param.
Arsenic (mg/L)	BGWC-36D	0.001616	0.0005729	0.01	No	10	0.002671	0.002067	40	Kaplan-Meier	x^(1/3)	0.01	Param.
Arsenic (mg/L)	BGWC-37D	0.03588	0.009258	0.01	No	7	0.02257	0.01121	0	None	No	0.01	Param.
Arsenic (mg/L)	BGWC-38D	0.004993	0.001092	0.01	No	7	0.003043	0.001642	14.29	None	No	0.01	Param.
Arsenic (mg/L)	BGWC-39	0.0052	0.00055	0.01	No	7	0.003736	0.001791	42.86	None	No	0.008	NP (normality)
Arsenic (mg/L)	BGWC-40	0.003007	0.0005247	0.01	No	7	0.00269	0.001844	28.57	Kaplan-Meier	No	0.01	Param.
Arsenic (mg/L)	BGWC-41D	0.0062	0.00092	0.01	No	5	0.002964	0.002027	0	None	No	0.031	NP (selected)
Arsenic (mg/L)	BGWC-42D	0.0104	0.0002008	0.01	No	5	0.0053	0.003043	0	None	No	0.01	Param.
Arsenic (mg/L)	BGWC-43D	0.004869	0.0002673	0.01	No	5	0.002058	0.00161	0	None	sqrt(x)	0.01	Param.
Arsenic (mg/L)	BGWC-44D	0.008614	0.0007863	0.01	No	5	0.0047	0.002336	0	None	No	0.01	Param.
Arsenic (mg/L)	BGWC-51	0.006957	0.0006034	0.01	No	5	0.00416	0.002006	20	Kaplan-Meier	No	0.01	Param.
Arsenic (mg/L)	BGWC-52	0.002967	0.0004285	0.01	No	5	0.002358	0.00166	20	Kaplan-Meier	No	0.01	Param.
Arsenic (mg/L)	BGWC-7	0.003218	0.00202	0.01	No	21	0.002619	0.001087	9.524	None	No	0.01	Param.
Arsenic (mg/L)	BGWC-8	0.005	0.00064	0.01	No	21	0.00238	0.002125	38.1	None	No	0.01	NP (normality)

Confidence Intervals - All Results

Plant Bowen Client: Southern Company Data: Bowen AP-1 Printed 5/23/2022, 4:03 PM

Constituent	Well	Upper Lim.	Lower Lim.	Compliance	Sig.	N	Mean	Std. Dev.	%NDs	ND Adj.	Transform	Alpha	Method
Arsenic (mg/L)	BGWC-9	0.003092	0.002108	0.01	No	20	0.0026	0.0008657	5	None	No	0.01	Param.
Barium (mg/L)	BGWA-6	0.015	0.0114	2	No	18	0.01802	0.0132	0	None	No	0.01	NP (normality)
Barium (mg/L)	BGWC-10	0.05973	0.04599	2	No	21	0.05286	0.01246	0	None	No	0.01	Param.
Barium (mg/L)	BGWC-12	0.03633	0.03017	2	No	21	0.03325	0.005586	0	None	No	0.01	Param.
Barium (mg/L)	BGWC-14A	0.04246	0.03154	2	No	12	0.037	0.006954	0	None	No	0.01	Param.
Barium (mg/L)	BGWC-16	0.03007	0.02723	2	No	21	0.02865	0.002572	0	None	No	0.01	Param.
Barium (mg/L)	BGWC-17	0.0187	0.01575	2	No	21	0.01723	0.002676	0	None	No	0.01	Param.
Barium (mg/L)	BGWC-18	0.03534	0.03027	2	No	21	0.0328	0.004592	0	None	No	0.01	Param.
Barium (mg/L)	BGWC-19	0.03832	0.03139	2	No	21	0.03486	0.006278	0	None	No	0.01	Param.
Barium (mg/L)	BGWC-20	0.03413	0.03082	2	No	21	0.03248	0.002998	0	None	No	0.01	Param.
Barium (mg/L)	BGWC-21	0.04401	0.03296	2	No	20	0.03849	0.009732	0	None	No	0.01	Param.
Barium (mg/L)	BGWC-22	0.0913	0.08115	2	No	21	0.08622	0.009204	0	None	No	0.01	Param.
Barium (mg/L)	BGWC-23	0.11	0.085	2	No	21	0.09879	0.01468	0	None	No	0.01	NP (normality)
Barium (mg/L)	BGWC-24	0.1109	0.08344	2	No	21	0.09717	0.02489	0	None	No	0.01	Param.
Barium (mg/L)	BGWC-25	0.02602	0.01861	2	No	21	0.02231	0.006718	0	None	No	0.01	Param.
Barium (mg/L)	BGWC-30	0.192	0.074	2	No	21	0.1224	0.05935	0	None	No	0.01	NP (normality)
Barium (mg/L)	BGWC-31	0.04506	0.03429	2	No	10	0.0397	0.00629	0	None	sqrt(x)	0.01	Param.
Barium (mg/L)	BGWC-32	0.1258	0.09064	2	No	10	0.1082	0.01968	0	None	No	0.01	Param.
Barium (mg/L)	BGWC-34D	0.04934	0.03606	2	No	10	0.0427	0.007439	0	None	No	0.01	Param.
Barium (mg/L)	BGWC-35D	0.1023	0.06787	2	No	10	0.0851	0.01931	0	None	No	0.01	Param.
Barium (mg/L)	BGWC-36D	0.084	0.064	2	No	10	0.0737	0.01435	0	None	No	0.011	NP (normality)
Barium (mg/L)	BGWC-37D	0.12	0.087	2	No	7	0.09657	0.0116	0	None	No	0.008	NP (normality)
Barium (mg/L)	BGWC-38D	0.2171	0.08807	2	No	7	0.1526	0.0543	0	None	No	0.01	Param.
Barium (mg/L)	BGWC-39	0.08335	0.04293	2	No	7	0.06314	0.01701	0	None	No	0.01	Param.
Barium (mg/L)	BGWC-40	0.06025	0.04518	2	No	7	0.05271	0.006343	0	None	No	0.01	Param.
Barium (mg/L)	BGWC-41D	0.06718	0.04482	2	No	5	0.056	0.006671	0	None	No	0.01	Param.
Barium (mg/L)	BGWC-42D	0.1532	0.05281	2	No	5	0.103	0.02995	0	None	No	0.01	Param.
Barium (mg/L)	BGWC-43D	0.0844	0.0604	2	No	5	0.0724	0.007162	0	None	No	0.01	Param.
Barium (mg/L)	BGWC-44D	0.02727	0.01873	2	No	5	0.023	0.00255	0	None	No	0.01	Param.
Barium (mg/L)	BGWC-51	0.07694	0.01146	2	No	5	0.0442	0.01954	0	None	No	0.01	Param.
Barium (mg/L)	BGWC-52	0.112	0.0268	2	No	5	0.0694	0.02542	0	None	No	0.01	Param.
Barium (mg/L)	BGWC-7	0.03927	0.0334	2	No	21	0.03633	0.005326	0	None	No	0.01	Param.
Barium (mg/L)	BGWC-8	0.0306	0.02697	2	No	21	0.02804	0.005745	0	None	x^3	0.01	Param.
Barium (mg/L)	BGWC-9	0.03182	0.02734	2	No	20	0.02958	0.003946	0	None	No	0.01	Param.
Beryllium (mg/L)	BGWC-12	0.0005	0.000076	0.004	No	19	0.0004538	0.0001385	89.47	None	No	0.01	NP (NDs)
Beryllium (mg/L)	BGWC-16	0.0005	0.00011	0.004	No	19	0.0002953	0.0002004	47.37	None	No	0.01	NP (normality)
Beryllium (mg/L)	BGWC-17	0.0005	0.000065	0.004	No	19	0.0004305	0.0001648	84.21	None	No	0.01	NP (NDs)
Beryllium (mg/L)	BGWC-18	0.0005	0.000068	0.004	No	19	0.0003432	0.0002113	63.16	None	No	0.01	NP (NDs)
Beryllium (mg/L)	BGWC-19	0.0005	0.00008	0.004	No	19	0.0003438	0.0002104	63.16	None	No	0.01	NP (NDs)
Beryllium (mg/L)	BGWC-22	0.0005	0.000099	0.004	No	19	0.0002925	0.0002027	47.37	None	No	0.01	NP (normality)
Beryllium (mg/L)	BGWC-23	0.0005	0.000054	0.004	No	19	0.0004765	0.0001023	94.74	None	No	0.01	NP (NDs)
Beryllium (mg/L)	BGWC-24	0.0005	0.00013	0.004	No	19	0.0003707	0.0001778	63.16	None	No	0.01	NP (NDs)
Beryllium (mg/L)	BGWC-36D	0.0005	0.00007	0.004	No	9	0.0004522	0.0001433	88.89	None	No	0.002	NP (NDs)
Beryllium (mg/L)	BGWC-38D	0.0005	0.000059	0.004	No	7	0.0003153	0.0002306	57.14	None	No	0.008	NP (NDs)
Beryllium (mg/L)	BGWC-39	0.0005	0.000079	0.004	No	7	0.0004399	0.0001591	85.71	None	No	0.008	NP (NDs)
Beryllium (mg/L)	BGWC-51	0.000213	0.00002818	0.004	No	5	0.0001206	0.00005515	0	None	No	0.01	Param.
Beryllium (mg/L)	BGWC-52	0.0005	0.000052	0.004	No	5	0.0004104	0.0002004	80	None	No	0.031	NP (NDs)
Cadmium (mg/L)	BGWC-14A	0.0005	0.00016	0.005	No	12	0.0003142	0.0001652	41.67	None	No	0.01	NP (normality)
Cadmium (mg/L)	BGWC-16	0.0018	0.0012	0.005	No	21	0.001457	0.0003059	0	None	No	0.01	NP (normality)
Cadmium (mg/L)	BGWC-17	0.0005	0.00015	0.005	No	21	0.0003033	0.0001782	42.86	None	No	0.01	NP (normality)
Cadmium (mg/L)	BGWC-18	0.0003881	0.0001705	0.005	No	21	0.0004216	0.0001828	47.62	Kaplan-Meier	No	0.01	Param.
Cadmium (mg/L)	BGWC-19	0.0005	0.0002	0.005	No	21	0.0004476	0.0001327	85.71	Kaplan-Meier	No	0.01	NP (NDs)
Cadmium (mg/L)	BGWC-20	0.0005	0.00008	0.005	No	21	0.00048	0.00009165	95.24	Kaplan-Meier	No	0.01	NP (NDs)
Cadmium (mg/L)	BGWC-22	0.0005	0.00033	0.005	No	21	0.0004252	0.0001302	71.43	None	No	0.01	NP (NDs)
Cadmium (mg/L)	BGWC-23	0.0005	0.00019	0.005	No	21	0.0004852	0.00006765	95.24	None	No	0.01	NP (NDs)
Cadmium (mg/L)	BGWC-24	0.005901	0.003272	0.005	No	21	0.004587	0.002383	0	None	No	0.01	Param.
Cadmium (mg/L)	BGWC-30	0.0005	0.0003	0.005	No	21	0.0004133	0.0001377	52.38	None	No	0.01	NP (NDs)
Cadmium (mg/L)	BGWC-38D	0.00081	0.00032	0.005	No	7	0.0005186	0.000145	71.43	None	No	0.008	NP (NDs)
Cadmium (mg/L)	BGWC-39	0.0002665	0.0001178	0.005	No	7	0.0002786	0.0001629	28.57	Kaplan-Meier	sqrt(x)	0.01	Param.
Cadmium (mg/L)	BGWC-43D	0.0015	0.00019	0.005	No	5	0.00069	0.0005778	0	None	No	0.031	NP (selected)

Confidence Intervals - All Results

Plant Bowen Client: Southern Company Data: Bowen AP-1 Printed 5/23/2022, 4:03 PM

Constituent	Well	Upper Lim.	Lower Lim.	Compliance	Sig.	N	Mean	Std. Dev.	%NDs	ND Adj.	Transform	Alpha	Method
Cadmium (mg/L)	BGWC-51	0.0006694	0.0001706	0.005	No	5	0.000474	0.0001436	20	Kaplan-Meier	No	0.01	Param.
Cadmium (mg/L)	BGWC-52	0.0005	0.00018	0.005	No	5	0.000322	0.000165	40	None	No	0.031	NP (normality)
Chromium (mg/L)	BGWA-6	0.005	0.0044	0.1	No	17	0.004759	0.0008522	88.24	None	No	0.01	NP (NDs)
Chromium (mg/L)	BGWC-10	0.005	0.0011	0.1	No	19	0.004795	0.0008947	94.74	None	No	0.01	NP (NDs)
Chromium (mg/L)	BGWC-12	0.005	0.00058	0.1	No	19	0.003822	0.002027	73.68	None	No	0.01	NP (NDs)
Chromium (mg/L)	BGWC-14A	0.026	0.005	0.1	No	12	0.00675	0.006062	91.67	None	No	0.01	NP (NDs)
Chromium (mg/L)	BGWC-16	0.005	0.0019	0.1	No	19	0.004611	0.001182	89.47	None	No	0.01	NP (NDs)
Chromium (mg/L)	BGWC-17	0.005	0.00044	0.1	No	19	0.004517	0.001446	89.47	None	No	0.01	NP (NDs)
Chromium (mg/L)	BGWC-18	0.005	0.0011	0.1	No	19	0.004327	0.001601	84.21	None	No	0.01	NP (NDs)
Chromium (mg/L)	BGWC-20	0.005	0.00096	0.1	No	19	0.003654	0.001846	57.89	None	No	0.01	NP (NDs)
Chromium (mg/L)	BGWC-21	0.005	0.0025	0.1	No	18	0.004606	0.001201	88.89	None	No	0.01	NP (NDs)
Chromium (mg/L)	BGWC-23	0.005	0.002	0.1	No	19	0.004095	0.001651	73.68	None	No	0.01	NP (NDs)
Chromium (mg/L)	BGWC-24	0.005	0.0009	0.1	No	19	0.004315	0.001626	84.21	None	No	0.01	NP (NDs)
Chromium (mg/L)	BGWC-25	0.005	0.0021	0.1	No	19	0.004847	0.0006653	94.74	None	No	0.01	NP (NDs)
Chromium (mg/L)	BGWC-30	0.005	0.00073	0.1	No	19	0.002174	0.001987	31.58	None	No	0.01	NP (normality)
Chromium (mg/L)	BGWC-31	0.005	0.00056	0.1	No	9	0.003589	0.002122	66.67	None	No	0.002	NP (NDs)
Chromium (mg/L)	BGWC-32	0.005	0.00057	0.1	No	9	0.003046	0.00217	44.44	None	No	0.002	NP (normality)
Chromium (mg/L)	BGWC-35D	0.005	0.00067	0.1	No	9	0.00361	0.002088	66.67	None	No	0.002	NP (NDs)
Chromium (mg/L)	BGWC-36D	0.005	0.00057	0.1	No	9	0.003082	0.002278	55.56	None	No	0.002	NP (NDs)
Chromium (mg/L)	BGWC-37D	0.005	0.00068	0.1	No	7	0.003766	0.002108	71.43	None	No	0.008	NP (NDs)
Chromium (mg/L)	BGWC-38D	0.005	0.00042	0.1	No	7	0.004074	0.00176	71.43	None	No	0.008	NP (NDs)
Chromium (mg/L)	BGWC-39	0.005	0.001	0.1	No	7	0.004429	0.001512	85.71	None	No	0.008	NP (NDs)
Chromium (mg/L)	BGWC-40	0.005	0.00043	0.1	No	7	0.001963	0.002085	28.57	None	No	0.008	NP (normality)
Chromium (mg/L)	BGWC-41D	0.005	0.00068	0.1	No	5	0.004136	0.001932	80	None	No	0.031	NP (NDs)
Chromium (mg/L)	BGWC-42D	0.005	0.00062	0.1	No	5	0.003344	0.002274	60	None	No	0.031	NP (NDs)
Chromium (mg/L)	BGWC-43D	0.005	0.0024	0.1	No	5	0.00448	0.001163	80	None	No	0.031	NP (NDs)
Chromium (mg/L)	BGWC-44D	0.005	0.00093	0.1	No	5	0.003374	0.002226	60	None	No	0.031	NP (NDs)
Chromium (mg/L)	BGWC-51	0.005	0.0006	0.1	No	5	0.00412	0.001968	80	None	No	0.031	NP (NDs)
Chromium (mg/L)	BGWC-52	0.005	0.00061	0.1	No	5	0.003382	0.002229	60	None	No	0.031	NP (NDs)
Chromium (mg/L)	BGWC-7	0.005	0.00095	0.1	No	19	0.004322	0.001611	84.21	None	No	0.01	NP (NDs)
Chromium (mg/L)	BGWC-8	0.005	0.001	0.1	No	19	0.005443	0.01405	21.05	None	No	0.01	NP (normality)
Chromium (mg/L)	BGWC-9	0.005	0.002	0.1	No	18	0.004833	0.0007071	94.44	None	No	0.01	NP (NDs)
Cobalt (mg/L)	BGWA-6	0.005	0.0005	0.006	No	18	0.003022	0.002282	55.56	None	No	0.01	NP (NDs)
Cobalt (mg/L)	BGWC-10	0.005	0.00052	0.006	No	21	0.003693	0.002119	71.43	None	No	0.01	NP (NDs)
Cobalt (mg/L)	BGWC-12	0.005	0.0004	0.006	No	21	0.002637	0.002312	47.62	None	No	0.01	NP (normality)
Cobalt (mg/L)	BGWC-14A	0.002156	0.0008776	0.006	No	12	0.002767	0.001788	33.33	Kaplan-Meier	sqrt(x)	0.01	Param.
Cobalt (mg/L)	BGWC-16	0.007564	0.005193	0.006	No	21	0.006538	0.002216	4.762	None	x^(1/3)	0.01	Param.
Cobalt (mg/L)	BGWC-17	0.005	0.00015	0.006	No	21	0.004769	0.001058	95.24	None	No	0.01	NP (NDs)
Cobalt (mg/L)	BGWC-18	0.005	0.0009	0.006	No	21	0.003944	0.00194	76.19	None	No	0.01	NP (NDs)
Cobalt (mg/L)	BGWC-19	0.005	0.000072	0.006	No	21	0.004765	0.001075	95.24	None	No	0.01	NP (NDs)
Cobalt (mg/L)	BGWC-20	0.005	0.0008	0.006	No	21	0.004352	0.001628	85.71	None	No	0.01	NP (NDs)
Cobalt (mg/L)	BGWC-21	0.005	0.00058	0.006	No	20	0.002673	0.002192	45	None	No	0.01	NP (normality)
Cobalt (mg/L)	**BGWC-22**	**0.02626**	**0.01607**	**0.006**	**Yes**	**24**	**0.02116**	**0.009987**	**0**	**None**	**No**	**0.01**	**Param.**
Cobalt (mg/L)	BGWC-23	0.005	0.00058	0.006	No	23	0.00366	0.002081	69.57	None	No	0.01	NP (NDs)
Cobalt (mg/L)	BGWC-24	0.004404	0.003205	0.006	No	23	0.003804	0.001147	8.696	None	No	0.01	Param.
Cobalt (mg/L)	BGWC-25	0.005	0.0006	0.006	No	21	0.004563	0.001382	90.48	None	No	0.01	NP (NDs)
Cobalt (mg/L)	BGWC-30	0.005	0.0009	0.006	No	23	0.003223	0.002093	56.52	None	No	0.01	NP (NDs)
Cobalt (mg/L)	BGWC-31	0.005	0.00036	0.006	No	10	0.002284	0.002341	40	None	No	0.011	NP (normality)
Cobalt (mg/L)	BGWC-32	0.008265	0.00296	0.006	No	12	0.005612	0.00338	8.333	None	No	0.01	Param.
Cobalt (mg/L)	BGWC-34D	0.005	0.00042	0.006	No	10	0.001556	0.001834	20	None	No	0.011	NP (normality)
Cobalt (mg/L)	BGWC-35D	0.002652	0.0007457	0.006	No	10	0.001718	0.001285	10	None	sqrt(x)	0.01	Param.
Cobalt (mg/L)	BGWC-36D	0.005	0.00049	0.006	No	10	0.002402	0.002245	40	None	No	0.011	NP (normality)
Cobalt (mg/L)	BGWC-37D	0.001659	0.0005529	0.006	No	7	0.001106	0.0004654	0	None	No	0.01	Param.
Cobalt (mg/L)	BGWC-38D	0.008377	0.001205	0.006	No	8	0.004613	0.004162	0	None	sqrt(x)	0.01	Param.
Cobalt (mg/L)	BGWC-39	0.005	0.00047	0.006	No	8	0.003672	0.002021	62.5	None	No	0.004	NP (NDs)
Cobalt (mg/L)	BGWC-40	0.0006062	0.0004624	0.006	No	7	0.0005343	0.00006051	0	None	No	0.01	Param.
Cobalt (mg/L)	BGWC-41D	0.005	0.00044	0.006	No	5	0.002344	0.002427	40	None	No	0.031	NP (normality)
Cobalt (mg/L)	BGWC-43D	0.006375	0.002491	0.006	No	6	0.004433	0.001414	0	None	No	0.01	Param.
Cobalt (mg/L)	BGWC-52	0.005729	0.0003666	0.006	No	5	0.003048	0.0016	0	None	No	0.01	Param.
Cobalt (mg/L)	BGWC-7	0.00094	0.00068	0.006	No	21	0.001559	0.001714	19.05	None	No	0.01	NP (normality)

Confidence Intervals - All Results

Plant Bowen Client: Southern Company Data: Bowen AP-1 Printed 5/23/2022, 4:03 PM

Constituent	Well	Upper Lim.	Lower Lim.	Compliance	Sig.	N	Mean	Std. Dev.	%NDs	ND Adj.	Transform	Alpha	Method
Cobalt (mg/L)	BGWC-8	0.005	0.0012	0.006	No	21	0.004128	0.001854	80.95	None	No	0.01	NP (NDs)
Cobalt (mg/L)	BGWC-9	0.005	0.0006	0.006	No	20	0.004307	0.001694	85	None	No	0.01	NP (NDs)
Combined Radium 226 + 228 (pCi/L)	BGWA-6	0.6652	0.3048	5	No	18	0.5124	0.3264	0	None	sqrt(x)	0.01	Param.
Combined Radium 226 + 228 (pCi/L)	BGWC-10	1.457	0.9687	5	No	21	1.239	0.4874	0	None	sqrt(x)	0.01	Param.
Combined Radium 226 + 228 (pCi/L)	BGWC-12	0.7428	0.3273	5	No	21	0.535	0.3766	0	None	No	0.01	Param.
Combined Radium 226 + 228 (pCi/L)	BGWC-14A	1.372	0.5611	5	No	12	0.9665	0.5167	0	None	No	0.01	Param.
Combined Radium 226 + 228 (pCi/L)	BGWC-16	1.213	0.6951	5	No	21	0.9542	0.4698	0	None	No	0.01	Param.
Combined Radium 226 + 228 (pCi/L)	BGWC-17	0.853	0.4764	5	No	21	0.6647	0.3413	0	None	No	0.01	Param.
Combined Radium 226 + 228 (pCi/L)	BGWC-18	1.051	0.574	5	No	21	0.8507	0.4965	0	None	sqrt(x)	0.01	Param.
Combined Radium 226 + 228 (pCi/L)	BGWC-19	1.121	0.6433	5	No	21	0.8821	0.4329	0	None	No	0.01	Param.
Combined Radium 226 + 228 (pCi/L)	BGWC-20	1.426	0.8988	5	No	21	1.162	0.4778	0	None	No	0.01	Param.
Combined Radium 226 + 228 (pCi/L)	BGWC-21	0.8627	0.5031	5	No	20	0.6829	0.3167	0	None	No	0.01	Param.
Combined Radium 226 + 228 (pCi/L)	BGWC-22	2.93	2.006	5	No	21	2.468	0.8368	0	None	No	0.01	Param.
Combined Radium 226 + 228 (pCi/L)	BGWC-23	1.846	1.087	5	No	21	1.467	0.6883	0	None	No	0.01	Param.
Combined Radium 226 + 228 (pCi/L)	BGWC-24	3.631	2.071	5	No	21	3.217	2.655	0	None	ln(x)	0.01	Param.
Combined Radium 226 + 228 (pCi/L)	BGWC-25	0.9249	0.4972	5	No	21	0.7111	0.3877	0	None	No	0.01	Param.
Combined Radium 226 + 228 (pCi/L)	BGWC-30	2.213	1.205	5	No	20	1.709	0.8871	0	None	No	0.01	Param.
Combined Radium 226 + 228 (pCi/L)	BGWC-31	1.871	1.099	5	No	10	1.485	0.4327	0	None	No	0.01	Param.
Combined Radium 226 + 228 (pCi/L)	BGWC-32	2.202	1.123	5	No	10	1.662	0.6043	0	None	No	0.01	Param.
Combined Radium 226 + 228 (pCi/L)	BGWC-34D	2.897	1.573	5	No	10	2.235	0.7415	0	None	No	0.01	Param.
Combined Radium 226 + 228 (pCi/L)	BGWC-35D	3.153	1.839	5	No	10	2.496	0.7361	0	None	No	0.01	Param.
Combined Radium 226 + 228 (pCi/L)	BGWC-36D	2.439	1.284	5	No	10	1.862	0.6473	0	None	No	0.01	Param.
Combined Radium 226 + 228 (pCi/L)	BGWC-37D	3.382	2.121	5	No	7	2.751	0.5311	0	None	No	0.01	Param.
Combined Radium 226 + 228 (pCi/L)	BGWC-38D	6.15	3.51	5	No	7	4.83	1.111	0	None	No	0.01	Param.
Combined Radium 226 + 228 (pCi/L)	BGWC-39	1.712	0.3516	5	No	7	1.032	0.5726	0	None	No	0.01	Param.
Combined Radium 226 + 228 (pCi/L)	BGWC-40	1.105	0.2545	5	No	7	0.6796	0.3578	0	None	No	0.01	Param.
Combined Radium 226 + 228 (pCi/L)	BGWC-41D	1.941	0.4205	5	No	5	1.181	0.4536	0	None	No	0.01	Param.
Combined Radium 226 + 228 (pCi/L)	BGWC-42D	1.47	0.1218	5	No	5	0.7958	0.4022	0	None	No	0.01	Param.
Combined Radium 226 + 228 (pCi/L)	BGWC-43D	2.233	0.8673	5	No	5	1.55	0.4074	0	None	No	0.01	Param.
Combined Radium 226 + 228 (pCi/L)	BGWC-44D	1.709	0.389	5	No	5	1.049	0.3939	0	None	No	0.01	Param.
Combined Radium 226 + 228 (pCi/L)	BGWC-51	0.8529	0.3191	5	No	5	0.586	0.1593	0	None	No	0.01	Param.
Combined Radium 226 + 228 (pCi/L)	BGWC-52	1.66	0.224	5	No	5	0.9652	0.6351	0	None	No	0.031	NP (selected)
Combined Radium 226 + 228 (pCi/L)	BGWC-7	1.677	1.205	5	No	21	1.441	0.4274	0	None	No	0.01	Param.
Combined Radium 226 + 228 (pCi/L)	BGWC-8	0.8189	0.3901	5	No	21	0.6045	0.3887	0	None	No	0.01	Param.
Combined Radium 226 + 228 (pCi/L)	BGWC-9	1.026	0.4895	5	No	20	0.8053	0.54	0	None	sqrt(x)	0.01	Param.
Fluoride (mg/L)	BGWA-6	0.12	0.06	4	No	19	0.08789	0.02679	68.42	None	No	0.01	NP (NDs)
Fluoride (mg/L)	BGWC-10	0.1048	0.05317	4	No	22	0.112	0.06931	40.91	Kaplan-Meier	ln(x)	0.01	Param.
Fluoride (mg/L)	BGWC-12	0.12	0.065	4	No	22	0.1051	0.06302	45.45	None	No	0.01	NP (normality)
Fluoride (mg/L)	BGWC-14A	0.1	0.055	4	No	12	0.08608	0.02078	66.67	None	No	0.01	NP (NDs)
Fluoride (mg/L)	BGWC-16	0.16	0.06111	4	No	22	0.137	0.1145	27.27	Kaplan-Meier	sqrt(x)	0.01	Param.
Fluoride (mg/L)	BGWC-17	0.2151	0.1175	4	No	22	0.1904	0.1426	4.545	None	ln(x)	0.01	Param.
Fluoride (mg/L)	BGWC-18	0.14	0.08	4	No	22	0.1283	0.09998	36.36	None	No	0.01	NP (normality)
Fluoride (mg/L)	BGWC-19	0.11	0.07	4	No	22	0.1193	0.1135	36.36	None	No	0.01	NP (normality)
Fluoride (mg/L)	BGWC-20	0.13	0.07	4	No	22	0.1216	0.1349	50	None	No	0.01	NP (normality)
Fluoride (mg/L)	BGWC-21	0.1	0.066	4	No	21	0.08371	0.02647	52.38	None	No	0.01	NP (NDs)
Fluoride (mg/L)	BGWC-22	0.39	0.23	4	No	25	0.3816	0.2846	0	None	No	0.01	NP (normality)
Fluoride (mg/L)	BGWC-23	0.12	0.066	4	No	24	0.17	0.2132	20.83	None	No	0.01	NP (normality)
Fluoride (mg/L)	BGWC-24	1.8	0.095	4	No	24	0.842	1.101	8.333	None	No	0.01	NP (normality)
Fluoride (mg/L)	BGWC-25	0.11	0.08	4	No	22	0.09386	0.03008	50	None	No	0.01	NP (normality)
Fluoride (mg/L)	BGWC-30	0.2027	0.07834	4	No	24	0.213	0.2035	20.83	Kaplan-Meier	ln(x)	0.01	Param.
Fluoride (mg/L)	BGWC-32	0.66	0.097	4	No	12	0.3481	0.3688	0	None	No	0.01	NP (normality)
Fluoride (mg/L)	BGWC-34D	0.1	0.1	4	No	10	0.0935	0.02055	90	None	No	0.011	NP (NDs)
Fluoride (mg/L)	BGWC-35D	0.26	0.13	4	No	10	0.253	0.2354	0	None	No	0.011	NP (normality)
Fluoride (mg/L)	BGWC-36D	0.26	0.1	4	No	10	0.165	0.1071	10	None	No	0.011	NP (normality)
Fluoride (mg/L)	BGWC-37D	0.4916	0.1513	4	No	7	0.3214	0.1432	0	None	No	0.01	Param.
Fluoride (mg/L)	BGWC-38D	0.6736	0.3489	4	No	8	0.5113	0.1532	0	None	No	0.01	Param.
Fluoride (mg/L)	BGWC-39	0.1519	0.06208	4	No	8	0.107	0.04238	12.5	None	No	0.01	Param.
Fluoride (mg/L)	BGWC-40	0.09754	0.05134	4	No	8	0.087	0.02447	37.5	Kaplan-Meier	No	0.01	Param.
Fluoride (mg/L)	BGWC-41D	0.1073	0.06856	4	No	6	0.09067	0.01517	16.67	Kaplan-Meier	No	0.01	Param.
Fluoride (mg/L)	BGWC-42D	0.7145	0.3769	4	No	7	0.5457	0.1421	0	None	No	0.01	Param.

Confidence Intervals - All Results

Plant Bowen Client: Southern Company Data: Bowen AP-1 Printed 5/23/2022, 4:03 PM

Constituent	Well	Upper Lim.	Lower Lim.	Compliance	Sig.	N	Mean	Std. Dev.	%NDs	ND Adj.	Transform	Alpha	Method
Fluoride (mg/L)	BGWC-43D	1.134	0.8082	4	No	8	0.9713	0.1538	0	None	No	0.01	Param.
Fluoride (mg/L)	BGWC-44D	0.16	0.088	4	No	6	0.1097	0.02563	50	None	No	0.0155	NP (normality)
Fluoride (mg/L)	BGWC-51	0.1755	0.05688	4	No	5	0.1162	0.0354	0	None	No	0.01	Param.
Fluoride (mg/L)	BGWC-52	0.1255	0.06893	4	No	5	0.0972	0.01687	0	None	No	0.01	Param.
Fluoride (mg/L)	BGWC-7	0.1796	0.1192	4	No	22	0.1494	0.05627	4.545	None	No	0.01	Param.
Fluoride (mg/L)	BGWC-8	0.1	0.061	4	No	22	0.08095	0.0305	63.64	None	No	0.01	NP (NDs)
Fluoride (mg/L)	BGWC-9	0.2285	0.1028	4	No	21	0.1852	0.147	0	None	x^(1/3)	0.01	Param.
Lead (mg/L)	BGWA-6	0.001	0.00016	0.015	No	17	0.0007854	0.0003994	76.47	None	No	0.01	NP (NDs)
Lead (mg/L)	BGWC-10	0.001	0.00019	0.015	No	19	0.0009121	0.0002634	89.47	None	No	0.01	NP (NDs)
Lead (mg/L)	BGWC-12	0.001	0.00013	0.015	No	19	0.0006656	0.0004192	57.89	None	No	0.01	NP (NDs)
Lead (mg/L)	BGWC-14A	0.001	0.000062	0.015	No	12	0.0006918	0.0004555	66.67	None	No	0.01	NP (NDs)
Lead (mg/L)	BGWC-16	0.001	0.00014	0.015	No	19	0.0006489	0.0004261	57.89	None	No	0.01	NP (NDs)
Lead (mg/L)	BGWC-17	0.001	0.000079	0.015	No	19	0.0009515	0.0002113	94.74	None	No	0.01	NP (NDs)
Lead (mg/L)	BGWC-18	0.001	0.0001	0.015	No	19	0.0006722	0.0004416	63.16	None	No	0.01	NP (NDs)
Lead (mg/L)	BGWC-19	0.001	0.0006	0.015	No	19	0.0009283	0.0002343	89.47	None	No	0.01	NP (NDs)
Lead (mg/L)	BGWC-20	0.001	0.0001	0.015	No	19	0.0009044	0.0002865	89.47	None	No	0.01	NP (NDs)
Lead (mg/L)	BGWC-21	0.001	0.000068	0.015	No	18	0.0006381	0.000467	61.11	None	No	0.01	NP (NDs)
Lead (mg/L)	BGWC-22	0.001	0.00014	0.015	No	19	0.0007734	0.0003931	73.68	None	No	0.01	NP (NDs)
Lead (mg/L)	BGWC-23	0.001	0.00031	0.015	No	19	0.0009184	0.000246	89.47	None	No	0.01	NP (NDs)
Lead (mg/L)	BGWC-24	0.001	0.000071	0.015	No	19	0.0007331	0.0004192	68.42	None	No	0.01	NP (NDs)
Lead (mg/L)	BGWC-25	0.001	0.00013	0.015	No	19	0.0006855	0.0004021	57.89	None	No	0.01	NP (NDs)
Lead (mg/L)	BGWC-30	0.001	0.00015	0.015	No	19	0.0005679	0.0004257	47.37	None	No	0.01	NP (normality)
Lead (mg/L)	BGWC-31	0.0008326	0.000187	0.015	No	9	0.0006407	0.0003933	22.22	Kaplan-Meier	No	0.01	Param.
Lead (mg/L)	BGWC-32	0.001	0.000072	0.015	No	9	0.000798	0.0004009	77.78	Kaplan-Meier	No	0.002	NP (NDs)
Lead (mg/L)	BGWC-34D	0.001	0.000054	0.015	No	9	0.0008949	0.0003153	88.89	Kaplan-Meier	No	0.002	NP (NDs)
Lead (mg/L)	BGWC-35D	0.0002961	0.0001049	0.015	No	9	0.0004677	0.0004082	33.33	Kaplan-Meier	x^(1/3)	0.01	Param.
Lead (mg/L)	BGWC-36D	0.000504	0.0001317	0.015	No	9	0.0005467	0.0003839	33.33	Kaplan-Meier	sqrt(x)	0.01	Param.
Lead (mg/L)	BGWC-37D	0.001	0.000073	0.015	No	7	0.0005079	0.000466	42.86	None	No	0.008	NP (normality)
Lead (mg/L)	BGWC-38D	0.001	0.00016	0.015	No	7	0.0006614	0.0004231	57.14	None	No	0.008	NP (NDs)
Lead (mg/L)	BGWC-39	0.001	0.0001	0.015	No	7	0.0008714	0.0003402	85.71	None	No	0.008	NP (NDs)
Lead (mg/L)	BGWC-40	0.001	0.00014	0.015	No	7	0.00041	0.0004044	28.57	None	No	0.008	NP (normality)
Lead (mg/L)	BGWC-41D	0.001	0.000036	0.015	No	5	0.0008072	0.0004311	80	None	No	0.031	NP (NDs)
Lead (mg/L)	BGWC-42D	0.001	0.000041	0.015	No	5	0.000617	0.0005244	60	None	No	0.031	NP (NDs)
Lead (mg/L)	BGWC-43D	0.001	0.00012	0.015	No	5	0.000824	0.0003935	80	None	No	0.031	NP (NDs)
Lead (mg/L)	BGWC-44D	0.001	0.00017	0.015	No	5	0.000834	0.0003712	80	None	No	0.031	NP (NDs)
Lead (mg/L)	BGWC-51	0.001	0.00015	0.015	No	5	0.000506	0.0004518	40	None	No	0.031	NP (normality)
Lead (mg/L)	BGWC-52	0.0001426	0.00004956	0.015	No	5	0.0004528	0.0005	40	Kaplan-Meier	ln(x)	0.01	Param.
Lead (mg/L)	BGWC-8	0.001	0.0003	0.015	No	19	0.0008258	0.0003484	78.95	None	No	0.01	NP (NDs)
Lead (mg/L)	BGWC-9	0.001	0.000082	0.015	No	18	0.0005704	0.0004525	50	None	No	0.01	NP (normality)
Lithium (mg/L)	BGWA-6	0.03	0.00082	0.04	No	18	0.02838	0.006878	94.44	None	No	0.01	NP (NDs)
Lithium (mg/L)	BGWC-10	0.03	0.00093	0.04	No	21	0.01108	0.01376	33.33	None	No	0.01	NP (normality)
Lithium (mg/L)	BGWC-12	0.03	0.001	0.04	No	21	0.01621	0.01482	52.38	None	No	0.01	NP (NDs)
Lithium (mg/L)	BGWC-14A	0.03	0.00087	0.04	No	12	0.01787	0.01498	58.33	None	No	0.01	NP (NDs)
Lithium (mg/L)	BGWC-16	0.03	0.00049	0.04	No	21	0.02859	0.00644	95.24	None	No	0.01	NP (NDs)
Lithium (mg/L)	BGWC-17	0.03	0.00069	0.04	No	21	0.0286	0.006396	95.24	None	No	0.01	NP (NDs)
Lithium (mg/L)	BGWC-20	0.02633	0.01837	0.04	No	21	0.02235	0.007218	0	None	No	0.01	Param.
Lithium (mg/L)	BGWC-22	0.02897	0.01783	0.04	No	21	0.0234	0.0101	0	None	No	0.01	Param.
Lithium (mg/L)	BGWC-23	0.02446	0.01293	0.04	No	21	0.01967	0.01109	0	None	sqrt(x)	0.01	Param.
Lithium (mg/L)	BGWC-24	0.0082	0.0057	0.04	No	21	0.009019	0.007064	9.524	None	No	0.01	NP (normality)
Lithium (mg/L)	BGWC-30	0.0182	0.0014	0.04	No	21	0.00995	0.009007	4.762	None	No	0.01	NP (normality)
Lithium (mg/L)	BGWC-34D	0.03	0.00098	0.04	No	10	0.02417	0.0123	80	None	No	0.011	NP (NDs)
Lithium (mg/L)	BGWC-35D	0.01661	0.008993	0.04	No	10	0.0128	0.004267	0	None	No	0.01	Param.
Lithium (mg/L)	BGWC-36D	0.0044	0.0011	0.04	No	10	0.00495	0.008853	10	None	No	0.011	NP (normality)
Lithium (mg/L)	BGWC-37D	0.044	0.004	0.04	No	6	0.01713	0.0151	0	None	No	0.0155	NP (selected)
Lithium (mg/L)	BGWC-38D	0.01862	0.00547	0.04	No	7	0.01204	0.005533	0	None	No	0.01	Param.
Lithium (mg/L)	BGWC-39	0.005891	0.002852	0.04	No	7	0.004371	0.001279	0	None	No	0.01	Param.
Lithium (mg/L)	BGWC-40	0.03	0.00079	0.04	No	6	0.01058	0.01504	33.33	None	No	0.0155	NP (normality)
Lithium (mg/L)	BGWC-41D	0.002654	0.0008344	0.04	No	5	0.001744	0.0005428	0	None	No	0.01	Param.
Lithium (mg/L)	BGWC-42D	0.03	0.0012	0.04	No	4	0.0087	0.01421	25	None	No	0.0625	NP (normality)
Lithium (mg/L)	BGWC-43D	0.03142	0.02098	0.04	No	5	0.0262	0.003114	0	None	No	0.01	Param.

Confidence Intervals - All Results

Plant Bowen Client: Southern Company Data: Bowen AP-1 Printed 5/23/2022, 4:03 PM

Constituent	Well	Upper Lim.	Lower Lim.	Compliance	Sig.	N	Mean	Std. Dev.	%NDs	ND Adj.	Transform	Alpha	Method
Lithium (mg/L)	BGWC-44D	0.004204	0.001516	0.04	No	5	0.00286	0.0008019	0	None	No	0.01	Param.
Lithium (mg/L)	BGWC-51	0.003604	0.0008694	0.04	No	5	0.00756	0.01258	20	Kaplan-Meier	ln(x)	0.01	Param.
Lithium (mg/L)	BGWC-52	0.004112	0.001765	0.04	No	5	0.00332	0.0007662	0	None	x^4	0.01	Param.
Lithium (mg/L)	BGWC-7	0.0094	0.0074	0.04	No	21	0.009495	0.004805	4.762	None	No	0.01	NP (normality)
Lithium (mg/L)	BGWC-8	0.03	0.001	0.04	No	21	0.02862	0.006328	95.24	None	No	0.01	NP (NDs)
Lithium (mg/L)	BGWC-9	0.03	0.0012	0.04	No	20	0.0114	0.014	35	None	No	0.01	NP (normality)
Mercury (mg/L)	BGWA-6	0.0002	0.000084	0.002	No	17	0.0001932	0.00002813	94.12	None	No	0.01	NP (NDs)
Mercury (mg/L)	BGWC-10	0.0002	0.0001	0.002	No	19	0.0001867	0.00004066	89.47	None	No	0.01	NP (NDs)
Mercury (mg/L)	BGWC-12	0.0002	0.0001	0.002	No	19	0.0001873	0.00003879	89.47	None	No	0.01	NP (NDs)
Mercury (mg/L)	BGWC-16	0.0002	0.000098	0.002	No	19	0.0001946	0.0000234	89.47	None	No	0.01	NP (NDs)
Mercury (mg/L)	BGWC-17	0.0002196	0.0001385	0.002	No	19	0.0002042	0.00006834	21.05	Kaplan-Meier	sqrt(x)	0.01	Param.
Mercury (mg/L)	BGWC-18	0.0002	0.000079	0.002	No	19	0.0001936	0.00002776	94.74	Kaplan-Meier	No	0.01	NP (NDs)
Mercury (mg/L)	BGWC-19	0.0002	0.00008	0.002	No	19	0.0001858	0.00004286	89.47	None	No	0.01	NP (NDs)
Mercury (mg/L)	BGWC-20	0.0002	0.000066	0.002	No	19	0.0001929	0.00003074	94.74	None	No	0.01	NP (NDs)
Mercury (mg/L)	BGWC-22	0.0002	0.000092	0.002	No	19	0.000186	0.00004276	89.47	None	No	0.01	NP (NDs)
Mercury (mg/L)	BGWC-23	0.0002	0.00005	0.002	No	19	0.0001839	0.00004825	89.47	None	No	0.01	NP (NDs)
Mercury (mg/L)	BGWC-24	0.000725	0.0001036	0.002	No	19	0.001109	0.001537	15.79	Kaplan-Meier	ln(x)	0.01	Param.
Mercury (mg/L)	BGWC-25	0.0002	0.000047	0.002	No	19	0.0001919	0.0000351	94.74	Kaplan-Meier	No	0.01	NP (NDs)
Mercury (mg/L)	BGWC-30	0.0002	0.00008	0.002	No	19	0.0001479	0.00006455	57.89	None	No	0.01	NP (NDs)
Mercury (mg/L)	BGWC-36D	0.0002	0.00018	0.002	No	9	0.0001978	0.000006667	88.89	None	No	0.002	NP (NDs)
Mercury (mg/L)	BGWC-38D	0.0002	0.0001	0.002	No	7	0.0001743	0.00004429	71.43	None	No	0.008	NP (NDs)
Mercury (mg/L)	BGWC-51	0.0046	0.00025	0.002	No	5	0.00231	0.001688	0	None	No	0.031	NP (selected)
Mercury (mg/L)	BGWC-52	0.0002	0.00019	0.002	No	5	0.000198	0.000004472	80	None	No	0.031	NP (NDs)
Mercury (mg/L)	BGWC-7	0.0002	0.000053	0.002	No	19	0.0001923	0.00003372	94.74	None	No	0.01	NP (NDs)
Mercury (mg/L)	BGWC-8	0.0002	0.000097	0.002	No	19	0.0001946	0.00002363	94.74	None	No	0.01	NP (NDs)
Mercury (mg/L)	BGWC-9	0.0002	0.00008	0.002	No	18	0.0001933	0.00002828	94.44	None	No	0.01	NP (NDs)
Molybdenum (mg/L)	BGWA-6	0.01	0.001	0.1	No	18	0.008959	0.003033	88.89	None	No	0.01	NP (NDs)
Molybdenum (mg/L)	BGWC-10	0.0037	0.0032	0.1	No	21	0.00361	0.0008185	0	None	No	0.01	NP (normality)
Molybdenum (mg/L)	BGWC-14A	0.01	0.0011	0.1	No	12	0.00382	0.003837	25	None	No	0.01	NP (normality)
Molybdenum (mg/L)	BGWC-19	0.01	0.00023	0.1	No	21	0.009535	0.002132	95.24	None	No	0.01	NP (NDs)
Molybdenum (mg/L)	BGWC-20	0.018	0.0125	0.1	No	21	0.01614	0.005102	0	None	No	0.01	NP (normality)
Molybdenum (mg/L)	BGWC-21	0.005	0.0016	0.1	No	20	0.00426	0.003513	25	None	No	0.01	NP (normality)
Molybdenum (mg/L)	BGWC-22	0.0682	0.04	0.1	No	24	0.05295	0.01341	0	None	No	0.01	NP (normality)
Molybdenum (mg/L)	BGWC-23	0.01279	0.0112	0.1	No	23	0.012	0.001512	0	None	No	0.01	Param.
Molybdenum (mg/L)	BGWC-24	0.01	0.002	0.1	No	23	0.006085	0.004022	47.83	None	No	0.01	NP (normality)
Molybdenum (mg/L)	BGWC-25	0.01	0.0026	0.1	No	21	0.007308	0.003647	61.9	None	No	0.01	NP (NDs)
Molybdenum (mg/L)	BGWC-30	0.01388	0.006371	0.1	No	23	0.01013	0.007181	0	None	No	0.01	Param.
Molybdenum (mg/L)	BGWC-31	0.01	0.01	0.1	No	10	0.009033	0.003058	90	None	No	0.011	NP (NDs)
Molybdenum (mg/L)	BGWC-32	0.003979	0.003093	0.1	No	11	0.003536	0.0005316	0	None	No	0.01	Param.
Molybdenum (mg/L)	BGWC-34D	0.0021	0.0009	0.1	No	10	0.00199	0.002838	10	None	No	0.011	NP (normality)
Molybdenum (mg/L)	BGWC-35D	0.03654	0.02673	0.1	No	11	0.03164	0.005887	0	None	No	0.01	Param.
Molybdenum (mg/L)	BGWC-36D	0.01412	0.007463	0.1	No	11	0.01079	0.003993	0	None	No	0.01	Param.
Molybdenum (mg/L)	BGWC-37D	0.02417	0.008967	0.1	No	8	0.01648	0.009964	0	None	ln(x)	0.01	Param.
Molybdenum (mg/L)	BGWC-38D	0.1248	0.08723	0.1	No	9	0.106	0.01944	0	None	No	0.01	Param.
Molybdenum (mg/L)	BGWC-39	0.009131	0.003184	0.1	No	7	0.006157	0.002503	0	None	No	0.01	Param.
Molybdenum (mg/L)	BGWC-40	0.01	0.00069	0.1	No	7	0.006184	0.004764	57.14	None	No	0.008	NP (NDs)
Molybdenum (mg/L)	BGWC-41D	0.0142	0.007497	0.1	No	6	0.01145	0.002239	16.67	Kaplan-Meier	No	0.01	Param.
Molybdenum (mg/L)	BGWC-42D	0.021	0.0052	0.1	No	7	0.01266	0.007126	0	None	No	0.008	NP (selected)
Molybdenum (mg/L)	**BGWC-43D**	**0.2241**	**0.1309**	**0.1**	**Yes**	**8**	**0.1775**	**0.044**	**0**	**None**	**No**	**0.01**	**Param.**
Molybdenum (mg/L)	BGWC-44D	0.006466	0.001214	0.1	No	6	0.004867	0.003159	16.67	Kaplan-Meier	No	0.01	Param.
Molybdenum (mg/L)	BGWC-51	0.01	0.0027	0.1	No	5	0.00854	0.003265	80	None	No	0.031	NP (NDs)
Molybdenum (mg/L)	BGWC-52	0.004183	0.003457	0.1	No	5	0.00382	0.0002168	0	None	No	0.01	Param.
Molybdenum (mg/L)	BGWC-7	0.01193	0.009439	0.1	No	21	0.01045	0.002599	0	None	x^2	0.01	Param.
Molybdenum (mg/L)	BGWC-8	0.00272	0.001237	0.1	No	21	0.004456	0.003803	28.57	Kaplan-Meier	x^(1/3)	0.01	Param.
Molybdenum (mg/L)	BGWC-9	0.003346	0.002704	0.1	No	20	0.003025	0.0005646	0	None	No	0.01	Param.
Selenium (mg/L)	BGWA-6	0.005	0.0032	0.05	No	17	0.004618	0.001193	88.24	None	No	0.01	NP (NDs)
Selenium (mg/L)	BGWC-12	0.005	0.0004	0.05	No	19	0.004758	0.001055	94.74	None	No	0.01	NP (NDs)
Selenium (mg/L)	BGWC-14A	0.005	0.0014	0.05	No	12	0.0047	0.001039	91.67	None	No	0.01	NP (NDs)
Selenium (mg/L)	BGWC-16	0.005	0.0019	0.05	No	19	0.003826	0.001646	63.16	None	No	0.01	NP (NDs)
Selenium (mg/L)	BGWC-17	0.005	0.0022	0.05	No	19	0.004193	0.001637	78.95	None	No	0.01	NP (NDs)

Confidence Intervals - All Results

Plant Bowen Client: Southern Company Data: Bowen AP-1 Printed 5/23/2022, 4:03 PM

Constituent	Well	Upper Lim.	Lower Lim.	Compliance	Sig.	N	Mean	Std. Dev.	%NDs	ND Adj.	Transform	Alpha	Method
Selenium (mg/L)	BGWC-18	0.005	0.001	0.05	No	19	0.004789	0.0009177	94.74	None	No	0.01	NP (NDs)
Selenium (mg/L)	BGWC-19	0.005	0.0013	0.05	No	19	0.004332	0.001592	84.21	None	No	0.01	NP (NDs)
Selenium (mg/L)	BGWC-20	0.005	0.0037	0.05	No	19	0.004932	0.0002982	94.74	None	No	0.01	NP (NDs)
Selenium (mg/L)	BGWC-21	0.005	0.001	0.05	No	18	0.004507	0.001444	88.89	None	No	0.01	NP (NDs)
Selenium (mg/L)	BGWC-22	0.012	0.0026	0.05	No	19	0.005074	0.001899	84.21	None	No	0.01	NP (NDs)
Selenium (mg/L)	BGWC-23	0.0176	0.002	0.05	No	19	0.005505	0.003008	89.47	None	No	0.01	NP (NDs)
Selenium (mg/L)	BGWC-24	0.0067	0.0038	0.05	No	19	0.006378	0.006094	15.79	None	No	0.01	NP (normality)
Selenium (mg/L)	BGWC-30	0.009847	0.005659	0.05	No	19	0.007753	0.003576	10.53	None	No	0.01	Param.
Selenium (mg/L)	BGWC-31	0.005	0.00008	0.05	No	9	0.004453	0.00164	88.89	None	No	0.002	NP (NDs)
Selenium (mg/L)	BGWC-32	0.005	0.00015	0.05	No	9	0.004461	0.001617	88.89	None	No	0.002	NP (NDs)
Selenium (mg/L)	BGWC-34D	0.005	0.0001	0.05	No	9	0.004456	0.001633	88.89	None	No	0.002	NP (NDs)
Selenium (mg/L)	BGWC-36D	0.01229	0.004934	0.05	No	9	0.008611	0.003809	0	None	No	0.01	Param.
Selenium (mg/L)	BGWC-38D	0.005	0.003	0.05	No	7	0.004714	0.0007559	71.43	None	No	0.008	NP (NDs)
Selenium (mg/L)	BGWC-39	0.005	0.002	0.05	No	7	0.004143	0.001464	71.43	None	No	0.008	NP (NDs)
Selenium (mg/L)	BGWC-40	0.01069	0.003	0.05	No	7	0.006843	0.003235	0	None	No	0.01	Param.
Selenium (mg/L)	BGWC-41D	0.005	0.0016	0.05	No	5	0.00364	0.001862	60	None	No	0.031	NP (NDs)
Selenium (mg/L)	BGWC-42D	0.005	0.0022	0.05	No	5	0.00398	0.001408	60	None	No	0.031	NP (NDs)
Selenium (mg/L)	BGWC-43D	0.005	0.0028	0.05	No	5	0.00456	0.0009839	80	None	No	0.031	NP (NDs)
Selenium (mg/L)	BGWC-51	0.01755	0.004131	0.05	No	5	0.01084	0.004003	0	None	No	0.01	Param.
Selenium (mg/L)	BGWC-52	0.005	0.0016	0.05	No	5	0.00368	0.001809	60	None	No	0.031	NP (NDs)
Selenium (mg/L)	BGWC-8	0.005	0.00015	0.05	No	19	0.004484	0.001545	89.47	None	No	0.01	NP (NDs)
Selenium (mg/L)	BGWC-9	0.005	0.0014	0.05	No	18	0.003484	0.001983	61.11	None	No	0.01	NP (NDs)
Thallium (mg/L)	BGWA-6	0.001	0.000061	0.002	No	18	0.0005392	0.0004748	50	None	No	0.01	NP (normality)
Thallium (mg/L)	BGWC-12	0.001	0.00009	0.002	No	21	0.0007801	0.0004031	76.19	None	No	0.01	NP (NDs)
Thallium (mg/L)	BGWC-14A	0.0004893	0.0002107	0.002	No	12	0.00035	0.0001775	0	None	No	0.01	Param.
Thallium (mg/L)	BGWC-16	0.00024	0.0002	0.002	No	21	0.0002229	0.00003379	0	None	No	0.01	NP (normality)
Thallium (mg/L)	BGWC-17	0.001	0.00008	0.002	No	21	0.0005743	0.0004595	52.38	None	No	0.01	NP (NDs)
Thallium (mg/L)	BGWC-18	0.001	0.000071	0.002	No	21	0.0008666	0.0003348	85.71	None	No	0.01	NP (NDs)
Thallium (mg/L)	BGWC-19	0.001	0.000085	0.002	No	21	0.0006988	0.0004373	66.67	None	No	0.01	NP (NDs)
Thallium (mg/L)	BGWC-20	0.001	0.00025	0.002	No	21	0.0009262	0.0002332	90.48	None	No	0.01	NP (NDs)
Thallium (mg/L)	BGWC-22	0.0008052	0.0006062	0.002	No	21	0.0007057	0.0001804	0	None	No	0.01	Param.
Thallium (mg/L)	BGWC-23	0.001	0.00038	0.002	No	21	0.0007643	0.0003603	66.67	None	No	0.01	NP (NDs)
Thallium (mg/L)	BGWC-24	0.0006608	0.0004364	0.002	No	21	0.0005486	0.0002034	9.524	None	No	0.01	Param.
Thallium (mg/L)	BGWC-30	0.0004869	0.000224	0.002	No	21	0.0005855	0.0003166	19.05	Kaplan-Meier	No	0.01	Param.
Thallium (mg/L)	BGWC-32	0.001	0.00013	0.002	No	10	0.0003434	0.0003609	20	None	No	0.011	NP (normality)
Thallium (mg/L)	BGWC-34D	0.001	0.001	0.002	No	10	0.0009089	0.0002881	90	None	No	0.011	NP (NDs)
Thallium (mg/L)	BGWC-35D	0.001	0.00016	0.002	No	10	0.0007488	0.000407	70	None	No	0.011	NP (NDs)
Thallium (mg/L)	BGWC-36D	0.0002771	0.0001489	0.002	No	10	0.000213	0.00007181	0	None	No	0.01	Param.
Thallium (mg/L)	BGWC-38D	0.001307	0.000005491	0.002	No	7	0.000908	0.0008879	42.86	Kaplan-Meier	sqrt(x)	0.01	Param.
Thallium (mg/L)	BGWC-39	0.001	0.00013	0.002	No	7	0.0003143	0.0003063	14.29	None	No	0.008	NP (normality)
Thallium (mg/L)	BGWC-40	0.001	0.00014	0.002	No	7	0.0008771	0.000325	85.71	None	No	0.008	NP (NDs)
Thallium (mg/L)	BGWC-43D	0.003689	0.0009911	0.002	No	5	0.00234	0.000805	0	None	No	0.01	Param.
Thallium (mg/L)	BGWC-51	0.001	0.0002	0.002	No	5	0.00072	0.0003899	60	None	No	0.031	NP (NDs)
Thallium (mg/L)	BGWC-52	0.0004861	0.0001824	0.002	No	5	0.000458	0.0003167	20	Kaplan-Meier	sqrt(x)	0.01	Param.
Thallium (mg/L)	BGWC-7	0.001	0.00015	0.002	No	21	0.0007163	0.0004137	66.67	None	No	0.01	NP (NDs)
Thallium (mg/L)	BGWC-9	0.001	0.00022	0.002	No	20	0.0008733	0.0003107	85	None	No	0.01	NP (NDs)

Sanitas™ v.9.6.33 Groundwater Stats Consulting. UG

Non-Parametric Confidence Interval

Compliance Limit is not exceeded. Per-well alpha = 0.01.

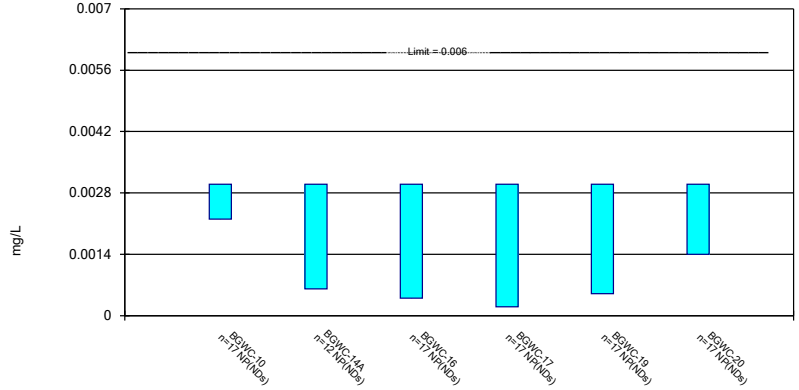

Constituent: Antimony Analysis Run 5/23/2022 10:20 AM View: Appendix IV

Plant Bowen Client: Southern Company Data: Bowen AP-1

Sanitas™ v.9.6.33 Groundwater Stats Consulting. UG

Non-Parametric Confidence Interval

Compliance Limit is not exceeded. Per-well alpha = 0.01 except as noted.

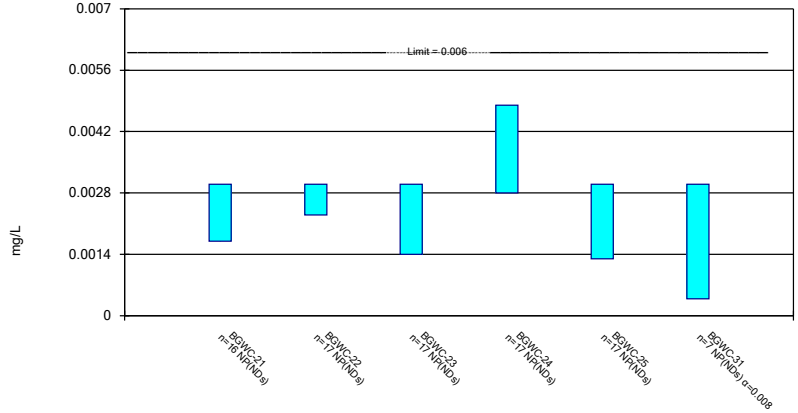

Constituent: Antimony Analysis Run 5/23/2022 10:20 AM View: Appendix IV

Plant Bowen Client: Southern Company Data: Bowen AP-1

Sanitas™ v.9.6.33 Groundwater Stats Consulting. UG

Parametric and Non-Parametric (NP) Confidence Interval

Compliance Limit is not exceeded. Per-well alpha = 0.01 except as noted. Normality Test: Shapiro Wilk, alpha based on n.

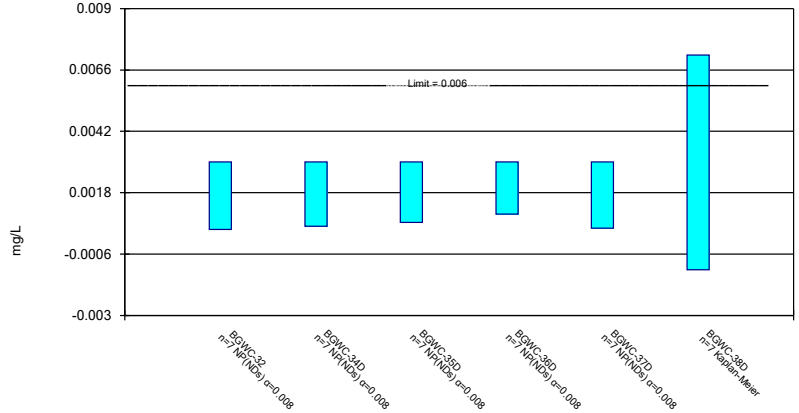

Constituent: Antimony Analysis Run 5/23/2022 10:20 AM View: Appendix IV

Plant Bowen Client: Southern Company Data: Bowen AP-1

Sanitas™ v.9.6.33 Groundwater Stats Consulting. UG

Parametric and Non-Parametric (NP) Confidence Interval

Compliance Limit is not exceeded. Per-well alpha = 0.01 except as noted. Normality Test: Shapiro Wilk, alpha based on n.

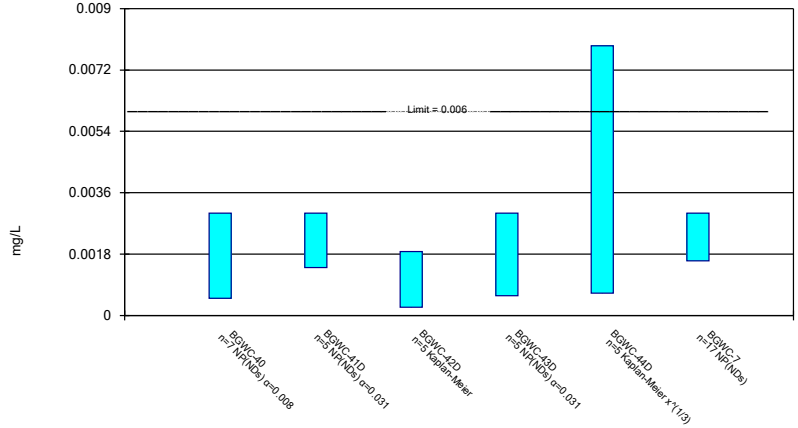

Constituent: Antimony Analysis Run 5/23/2022 10:20 AM View: Appendix IV

Plant Bowen Client: Southern Company Data: Bowen AP-1

Sanitas™ v.9.6.33 Groundwater Stats Consulting. UG

Parametric and Non-Parametric (NP) Confidence Interval

Compliance Limit is not exceeded. Per-well alpha = 0.01 except as noted. Normality Test: Shapiro Wilk, alpha based on n.

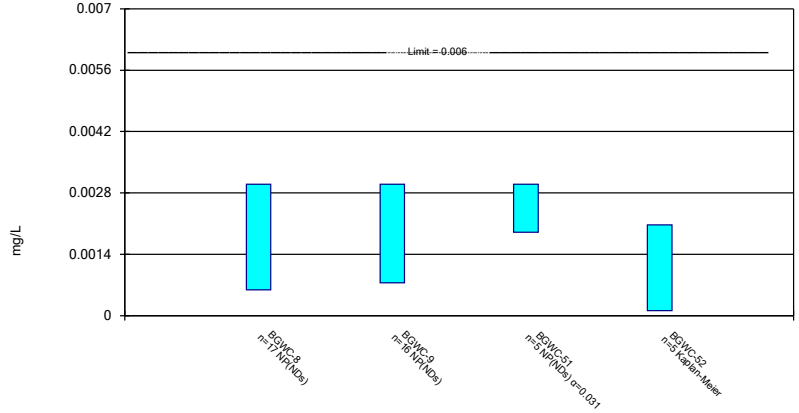

Constituent: Antimony Analysis Run 5/23/2022 10:20 AM View: Appendix IV

Plant Bowen Client: Southern Company Data: Bowen AP-1

Sanitas™ v.9.6.33 Groundwater Stats Consulting. UG

Parametric and Non-Parametric (NP) Confidence Interval

Compliance Limit is not exceeded. Per-well alpha = 0.01. Normality Test: Shapiro Wilk, alpha based on n.

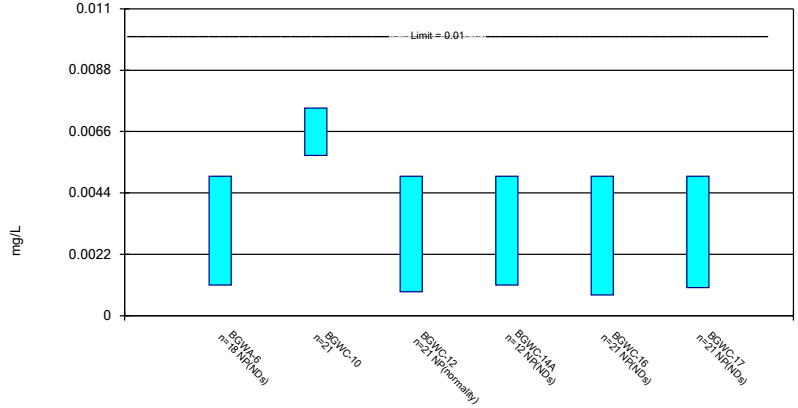

Constituent: Arsenic Analysis Run 5/23/2022 10:20 AM View: Appendix IV

Plant Bowen Client: Southern Company Data: Bowen AP-1

Sanitas™ v.9.6.33 Groundwater Stats Consulting. UG

Parametric and Non-Parametric (NP) Confidence Interval

Compliance Limit is not exceeded. Per-well alpha = 0.01. Normality Test: Shapiro Wilk, alpha based on n.

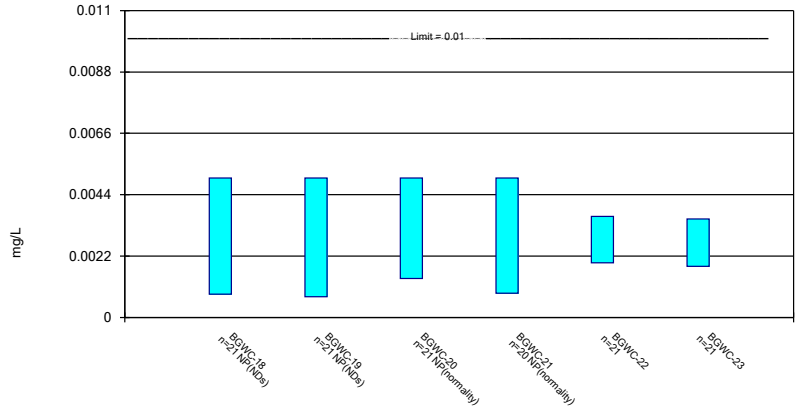

Constituent: Arsenic Analysis Run 5/23/2022 10:20 AM View: Appendix IV

Plant Bowen Client: Southern Company Data: Bowen AP-1

Sanitas™ v.9.6.33 Groundwater Stats Consulting. UG

Parametric and Non-Parametric (NP) Confidence Interval

Compliance limit is exceeded.* Per-well alpha = 0.01. Normality Test: Shapiro Wilk, alpha based on n.

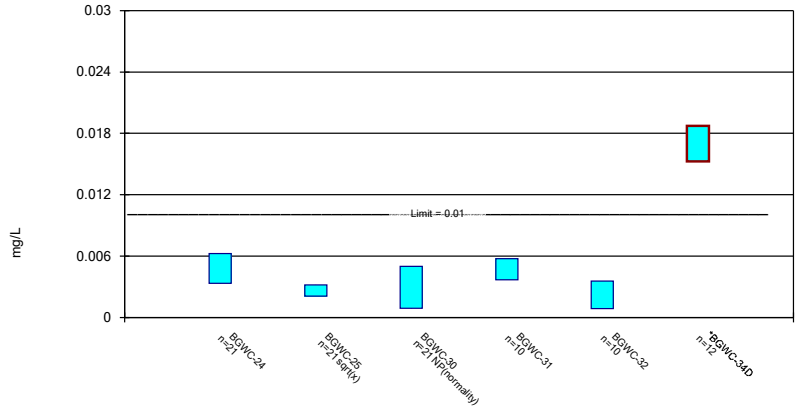

Constituent: Arsenic Analysis Run 5/23/2022 10:20 AM View: Appendix IV

Plant Bowen Client: Southern Company Data: Bowen AP-1

Sanitas™ v.9.6.33 Groundwater Stats Consulting. UG

Parametric and Non-Parametric (NP) Confidence Interval

Compliance Limit is not exceeded. Per-well alpha = 0.01 except as noted. Normality Test: Shapiro Wilk, alpha based on n.

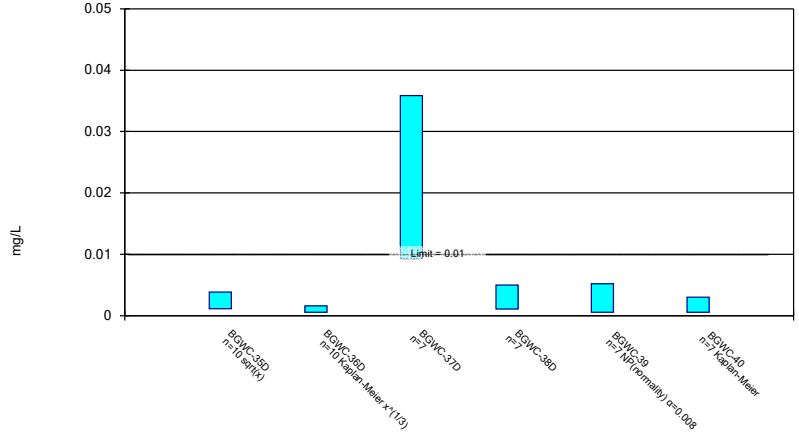

Constituent: Arsenic Analysis Run 5/23/2022 10:20 AM View: Appendix IV

Plant Bowen Client: Southern Company Data: Bowen AP-1

Sanitas™ v.9.6.33 Groundwater Stats Consulting. UG

Parametric and Non-Parametric (NP) Confidence Interval

Compliance Limit is not exceeded. Per-well alpha = 0.01. Normality Test: Shapiro Wilk, alpha based on n.

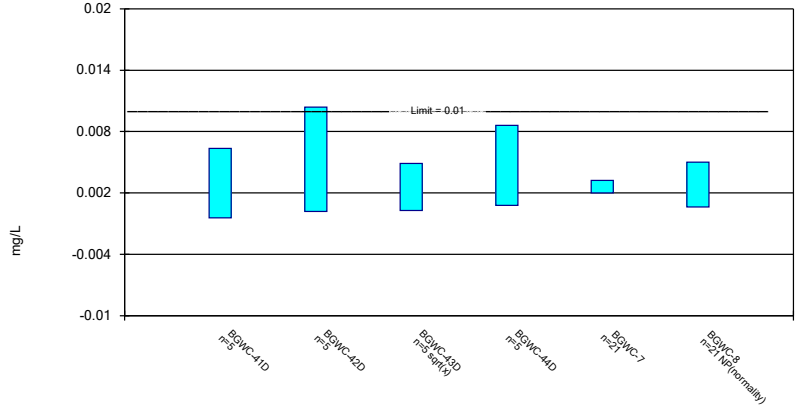

Constituent: Arsenic Analysis Run 5/23/2022 10:20 AM View: Appendix IV

Plant Bowen Client: Southern Company Data: Bowen AP-1

Sanitas™ v.9.6.33 Groundwater Stats Consulting. UG

Parametric Confidence Interval

Compliance Limit is not exceeded. Per-well alpha = 0.01. Normality Test: Shapiro Wilk, alpha based on n.

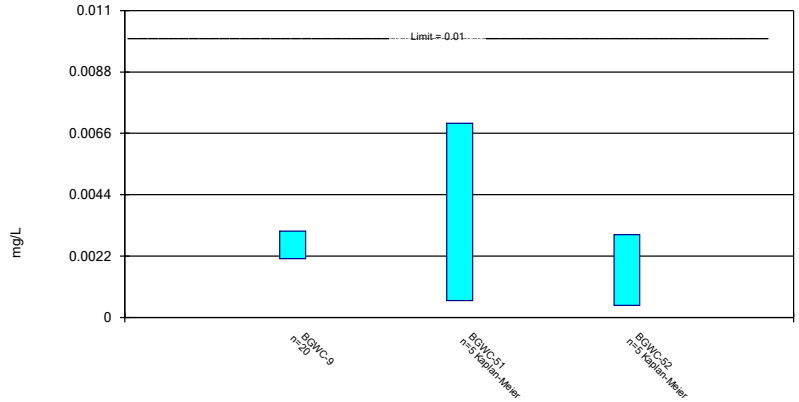

Constituent: Arsenic Analysis Run 5/23/2022 10:20 AM View: Appendix IV

Plant Bowen Client: Southern Company Data: Bowen AP-1

Sanitas™ v.9.6.33 Groundwater Stats Consulting. UG

Parametric and Non-Parametric (NP) Confidence Interval

Compliance Limit is not exceeded. Per-well alpha = 0.01. Normality Test: Shapiro Wilk, alpha based on n.

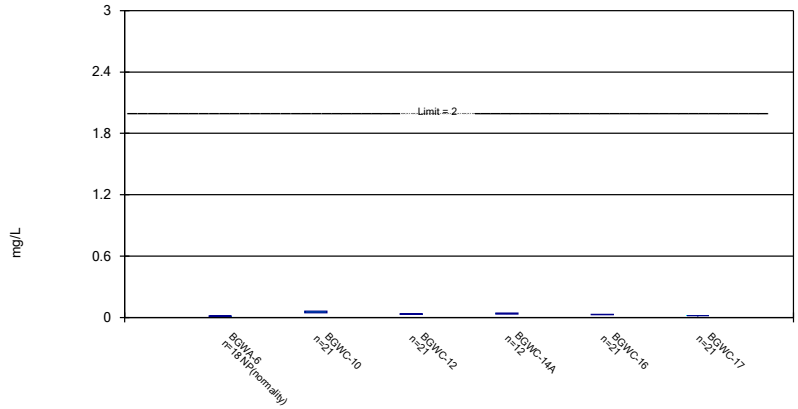

Constituent: Barium Analysis Run 5/23/2022 10:20 AM View: Appendix IV

Plant Bowen Client: Southern Company Data: Bowen AP-1

Sanitas™ v.9.6.33 Groundwater Stats Consulting. UG

Parametric and Non-Parametric (NP) Confidence Interval

Compliance Limit is not exceeded. Per-well alpha = 0.01. Normality Test: Shapiro Wilk, alpha based on n.

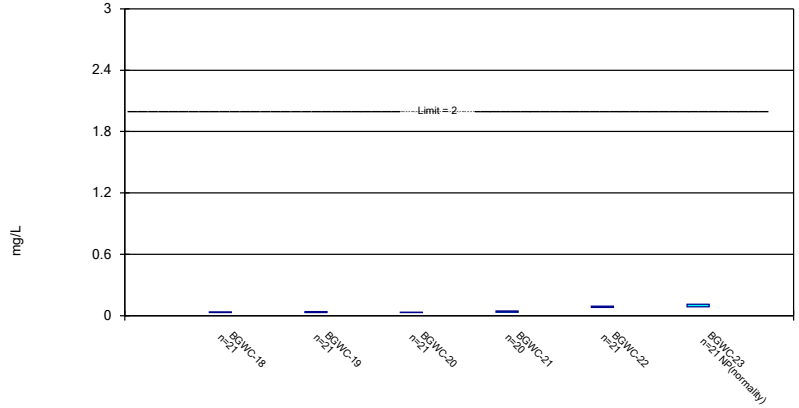

Constituent: Barium Analysis Run 5/23/2022 10:20 AM View: Appendix IV

Plant Bowen Client: Southern Company Data: Bowen AP-1

Sanitas™ v.9.6.33 Groundwater Stats Consulting. UG

Parametric and Non-Parametric (NP) Confidence Interval

Compliance Limit is not exceeded. Per-well alpha = 0.01. Normality Test: Shapiro Wilk, alpha based on n.

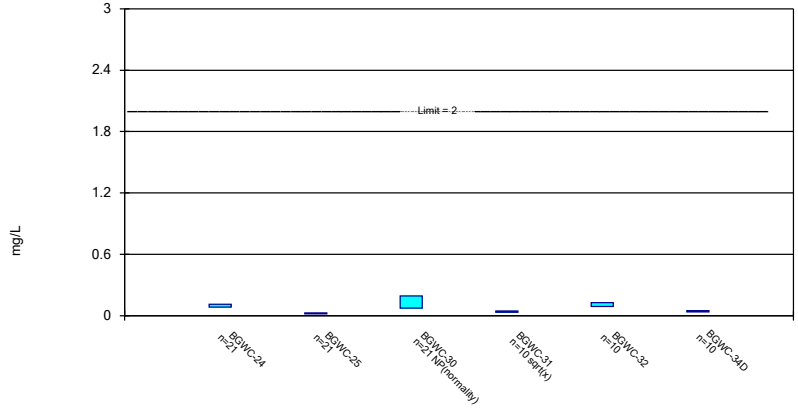

Constituent: Barium Analysis Run 5/23/2022 10:20 AM View: Appendix IV

Plant Bowen Client: Southern Company Data: Bowen AP-1

Sanitas™ v.9.6.33 Groundwater Stats Consulting. UG

Parametric and Non-Parametric (NP) Confidence Interval

Compliance Limit is not exceeded. Per-well alpha = 0.01 except as noted. Normality Test: Shapiro Wilk, alpha based on n.

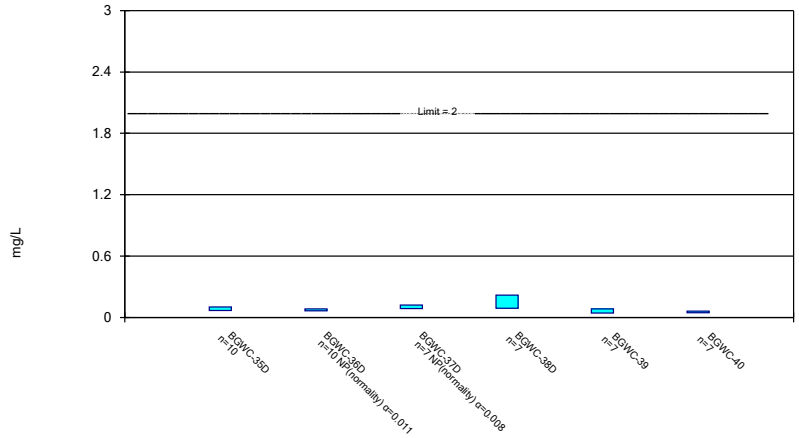

Constituent: Barium Analysis Run 5/23/2022 10:20 AM View: Appendix IV

Plant Bowen Client: Southern Company Data: Bowen AP-1

Sanitas™ v.9.6.33 Groundwater Stats Consulting. UG

Parametric Confidence Interval

Compliance Limit is not exceeded. Per-well alpha = 0.01. Normality Test: Shapiro Wilk, alpha based on n.

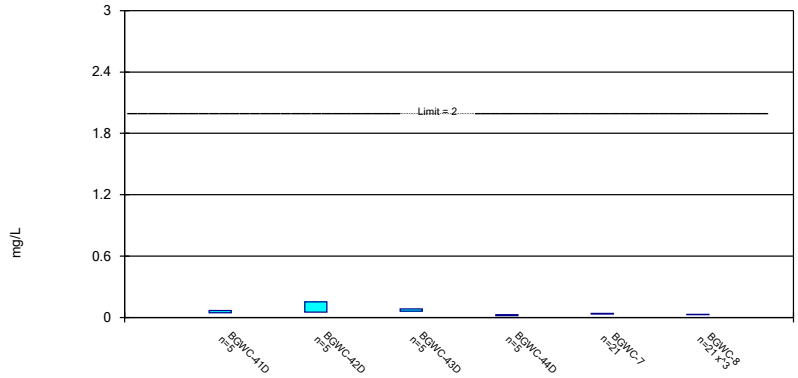

Constituent: Barium Analysis Run 5/23/2022 10:20 AM View: Appendix IV

Plant Bowen Client: Southern Company Data: Bowen AP-1

Sanitas™ v.9.6.33 Groundwater Stats Consulting. UG

Parametric Confidence Interval

Compliance Limit is not exceeded. Per-well alpha = 0.01. Normality Test: Shapiro Wilk, alpha based on n.

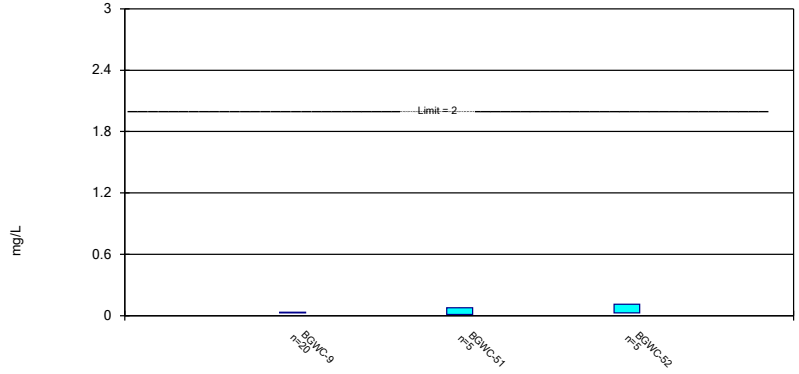

Constituent: Barium Analysis Run 5/23/2022 10:20 AM View: Appendix IV

Plant Bowen Client: Southern Company Data: Bowen AP-1

Sanitas™ v.9.6.33 Groundwater Stats Consulting. UG

Non-Parametric Confidence Interval

Compliance Limit is not exceeded. Per-well alpha = 0.01.

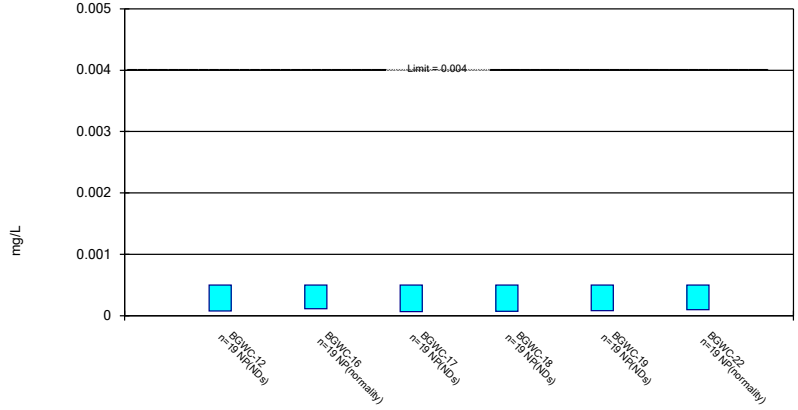

Constituent: Beryllium Analysis Run 5/23/2022 10:20 AM View: Appendix IV

Plant Bowen Client: Southern Company Data: Bowen AP-1

Sanitas™ v.9.6.33 Groundwater Stats Consulting. UG

Parametric and Non-Parametric (NP) Confidence Interval

Compliance Limit is not exceeded. Per-well alpha = 0.01 except as noted. Normality Test: Shapiro Wilk, alpha based on n.

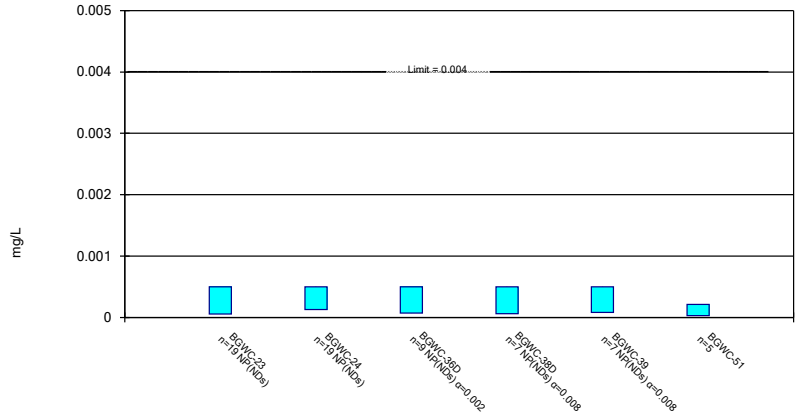

Constituent: Beryllium Analysis Run 5/23/2022 10:20 AM View: Appendix IV

Plant Bowen Client: Southern Company Data: Bowen AP-1

Sanitas™ v.9.6.33 Groundwater Stats Consulting. UG

Non-Parametric Confidence Interval

Compliance Limit is not exceeded.

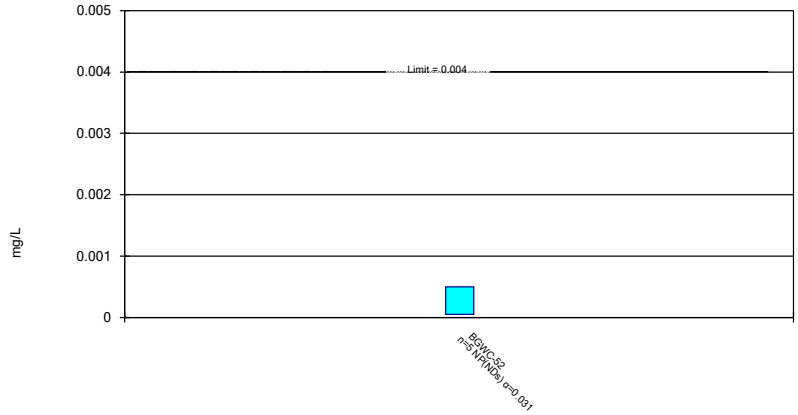

Constituent: Beryllium Analysis Run 5/23/2022 10:20 AM View: Appendix IV

Plant Bowen Client: Southern Company Data: Bowen AP-1

Sanitas™ v.9.6.33 Groundwater Stats Consulting. UG

Parametric and Non-Parametric (NP) Confidence Interval

Compliance Limit is not exceeded. Per-well alpha = 0.01. Normality Test: Shapiro Wilk, alpha based on n.

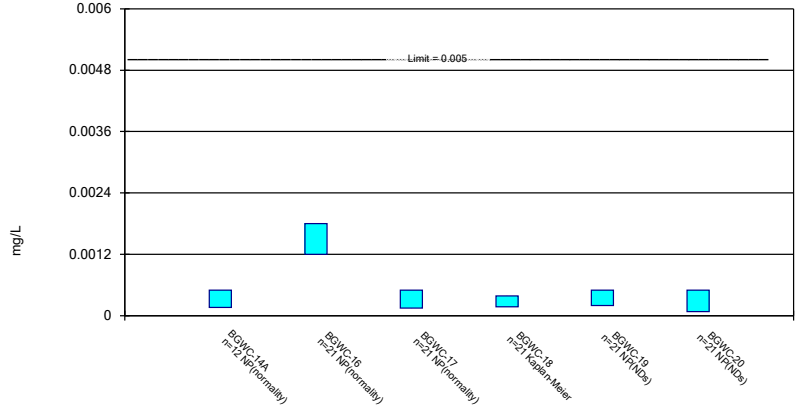

Constituent: Cadmium Analysis Run 5/23/2022 10:20 AM View: Appendix IV

Plant Bowen Client: Southern Company Data: Bowen AP-1

Sanitas™ v.9.6.33 Groundwater Stats Consulting. UG

Parametric and Non-Parametric (NP) Confidence Interval

Compliance Limit is not exceeded. Per-well alpha = 0.01 except as noted. Normality Test: Shapiro Wilk, alpha based on n.

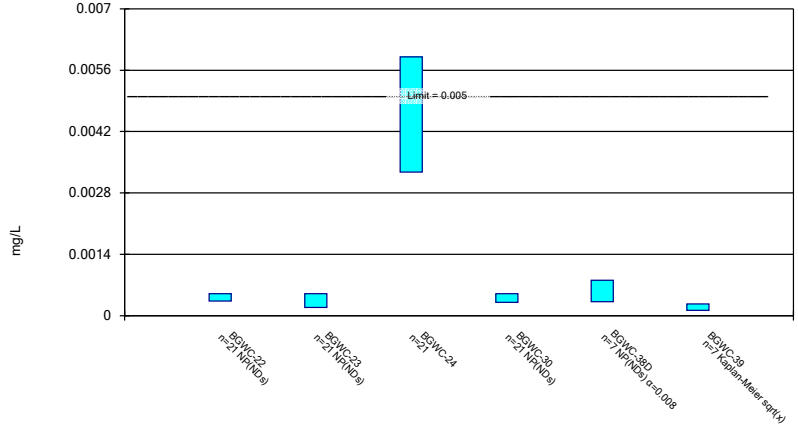

Constituent: Cadmium Analysis Run 5/23/2022 10:20 AM View: Appendix IV

Plant Bowen Client: Southern Company Data: Bowen AP-1

Sanitas™ v.9.6.33 Groundwater Stats Consulting. UG

Parametric and Non-Parametric (NP) Confidence Interval

Compliance Limit is not exceeded. Per-well alpha = 0.01 except as noted. Normality Test: Shapiro Wilk, alpha based on n.

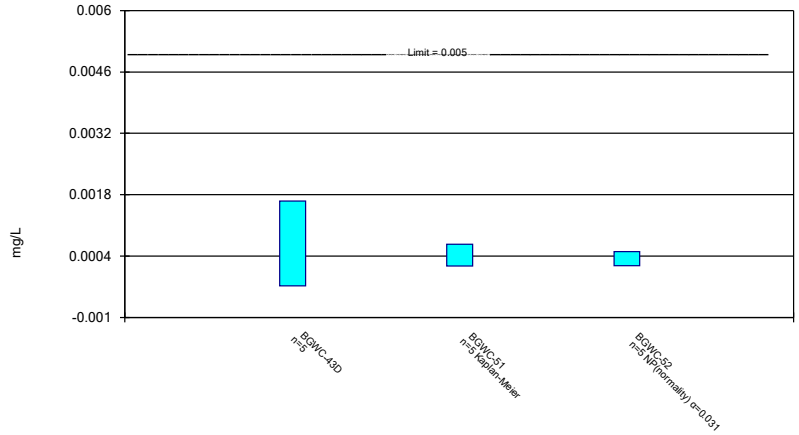

Constituent: Cadmium Analysis Run 5/23/2022 10:20 AM View: Appendix IV

Plant Bowen Client: Southern Company Data: Bowen AP-1

Sanitas™ v.9.6.33 Groundwater Stats Consulting. UG

Non-Parametric Confidence Interval

Compliance Limit is not exceeded. Per-well alpha = 0.01.

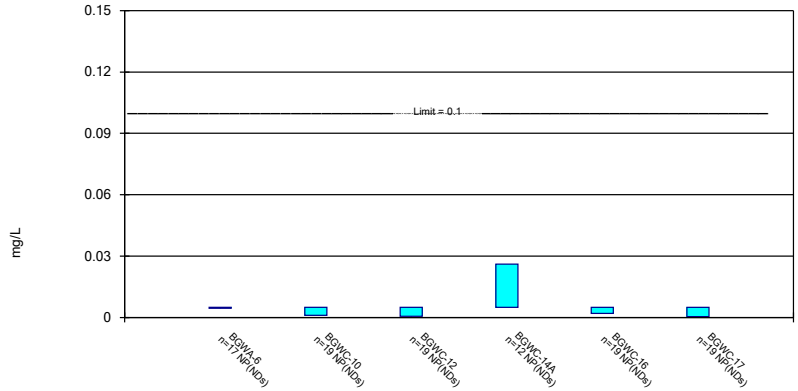

Constituent: Chromium Analysis Run 5/23/2022 10:20 AM View: Appendix IV

Plant Bowen Client: Southern Company Data: Bowen AP-1

Sanitas™ v.9.6.33 Groundwater Stats Consulting. UG

Non-Parametric Confidence Interval

Compliance Limit is not exceeded. Per-well alpha = 0.01.

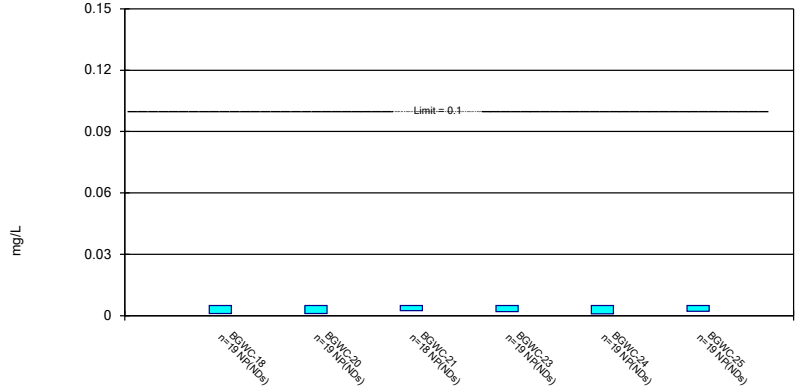

Constituent: Chromium Analysis Run 5/23/2022 10:20 AM View: Appendix IV

Plant Bowen Client: Southern Company Data: Bowen AP-1

Sanitas™ v.9.6.33 Groundwater Stats Consulting. UG

Non-Parametric Confidence Interval

Compliance Limit is not exceeded. Per-well alpha = 0.01 except as noted.

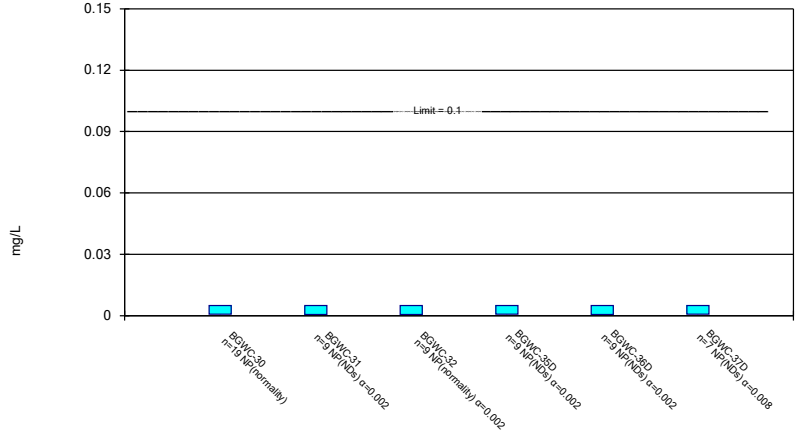

Constituent: Chromium Analysis Run 5/23/2022 10:20 AM View: Appendix IV

Plant Bowen Client: Southern Company Data: Bowen AP-1

Sanitas™ v.9.6.33 Groundwater Stats Consulting. UG

Non-Parametric Confidence Interval

Compliance Limit is not exceeded.

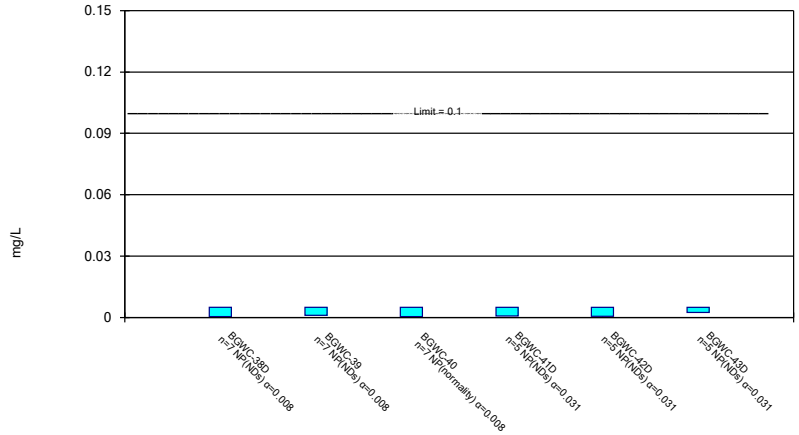

Constituent: Chromium Analysis Run 5/23/2022 10:20 AM View: Appendix IV

Plant Bowen Client: Southern Company Data: Bowen AP-1

Sanitas™ v.9.6.33 Groundwater Stats Consulting. UG

Non-Parametric Confidence Interval

Compliance Limit is not exceeded. Per-well alpha = 0.01 except as noted.

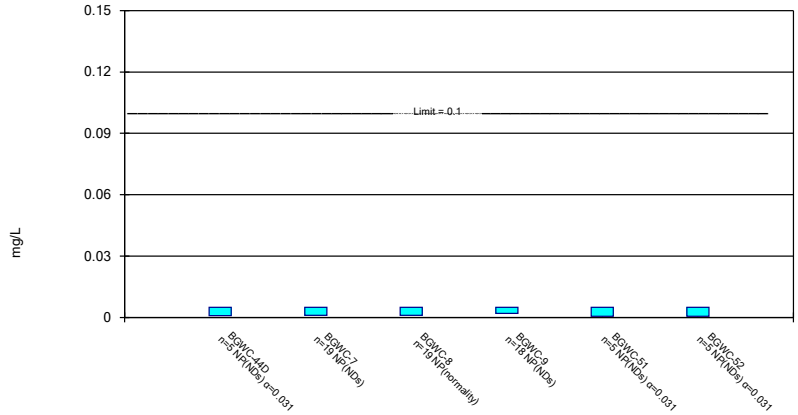

Constituent: Chromium Analysis Run 5/23/2022 10:20 AM View: Appendix IV

Plant Bowen Client: Southern Company Data: Bowen AP-1

Sanitas™ v.9.6.33 Groundwater Stats Consulting. UG

Parametric and Non-Parametric (NP) Confidence Interval

Compliance Limit is not exceeded. Per-well alpha = 0.01. Normality Test: Shapiro Wilk, alpha based on n.

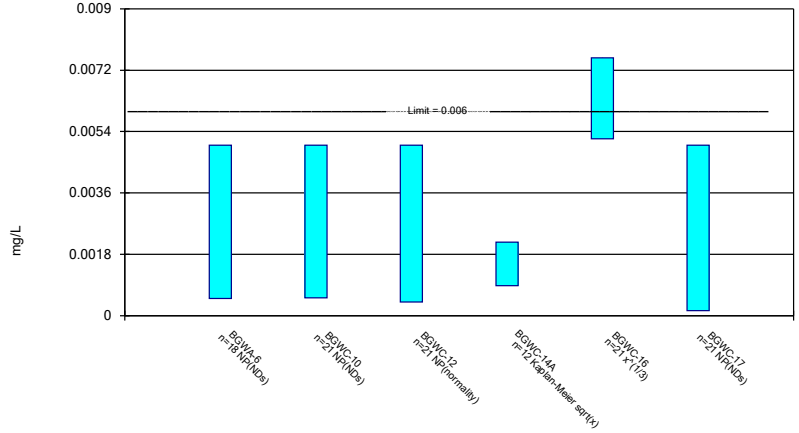

Constituent: Cobalt Analysis Run 5/23/2022 10:20 AM View: Appendix IV

Plant Bowen Client: Southern Company Data: Bowen AP-1

Sanitas™ v.9.6.33 Groundwater Stats Consulting. UG

Parametric and Non-Parametric (NP) Confidence Interval

Compliance limit is exceeded.* Per-well alpha = 0.01. Normality Test: Shapiro Wilk, alpha based on n.

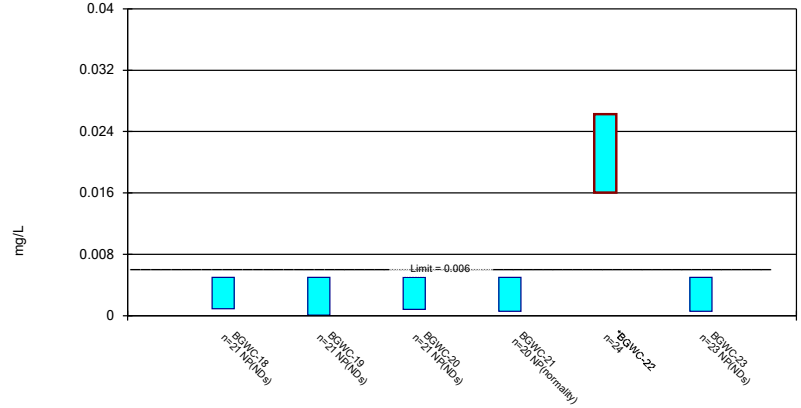

Constituent: Cobalt Analysis Run 5/23/2022 10:20 AM View: Appendix IV

Plant Bowen Client: Southern Company Data: Bowen AP-1

Sanitas™ v.9.6.33 Groundwater Stats Consulting. UG

Parametric and Non-Parametric (NP) Confidence Interval

Compliance Limit is not exceeded. Per-well alpha = 0.01 except as noted. Normality Test: Shapiro Wilk, alpha based on n.

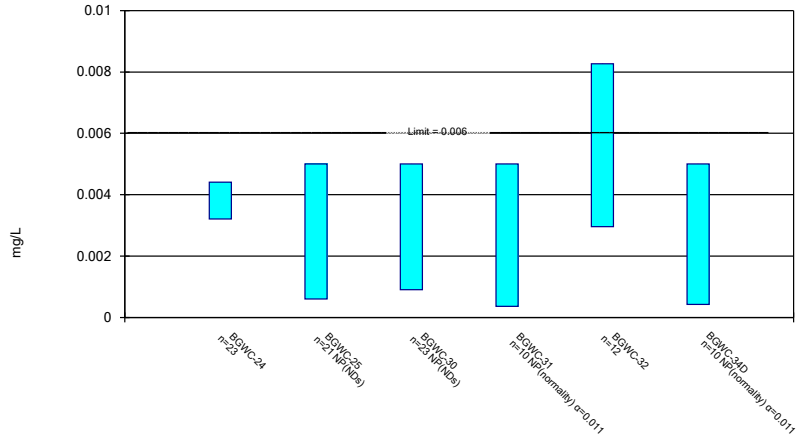

Constituent: Cobalt Analysis Run 5/23/2022 10:20 AM View: Appendix IV

Plant Bowen Client: Southern Company Data: Bowen AP-1

Sanitas™ v.9.6.33 Groundwater Stats Consulting. UG

Parametric and Non-Parametric (NP) Confidence Interval

Compliance Limit is not exceeded. Per-well alpha = 0.01 except as noted. Normality Test: Shapiro Wilk, alpha based on n.

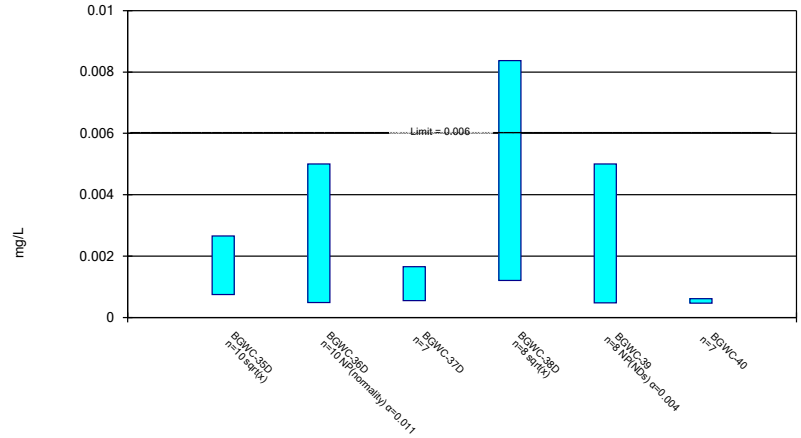

Constituent: Cobalt Analysis Run 5/23/2022 10:20 AM View: Appendix IV

Plant Bowen Client: Southern Company Data: Bowen AP-1

Sanitas™ v.9.6.33 Groundwater Stats Consulting. UG

Parametric and Non-Parametric (NP) Confidence Interval

Compliance Limit is not exceeded. Per-well alpha = 0.01 except as noted. Normality Test: Shapiro Wilk, alpha based on n.

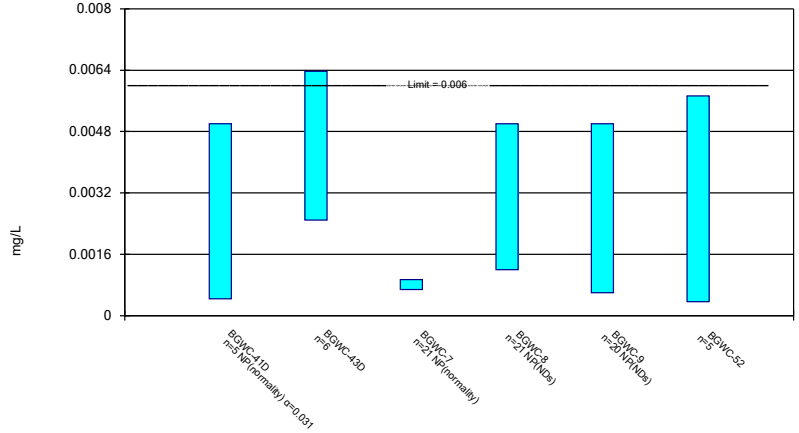

Constituent: Cobalt Analysis Run 5/23/2022 10:20 AM View: Appendix IV

Plant Bowen Client: Southern Company Data: Bowen AP-1

Sanitas™ v.9.6.33 Groundwater Stats Consulting. UG

Parametric Confidence Interval

Compliance Limit is not exceeded. Per-well alpha = 0.01. Normality Test: Shapiro Wilk, alpha based on n.

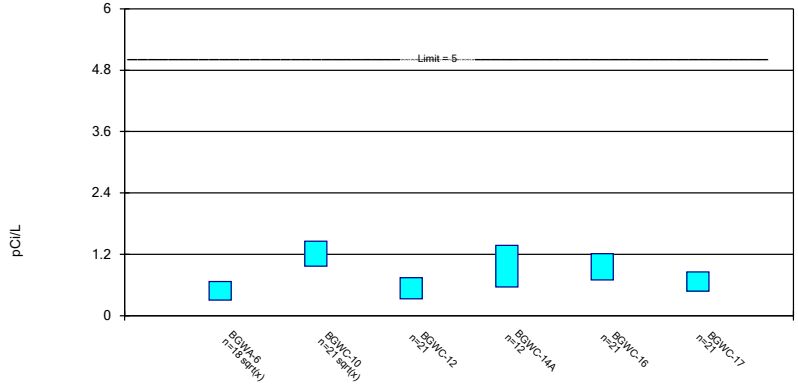

Constituent: Combined Radium 226 + 228 Analysis Run 5/23/2022 10:20 AM View: Appendix IV

Plant Bowen Client: Southern Company Data: Bowen AP-1

Sanitas™ v.9.6.33 Groundwater Stats Consulting. UG

Parametric Confidence Interval

Compliance Limit is not exceeded. Per-well alpha = 0.01. Normality Test: Shapiro Wilk, alpha based on n.

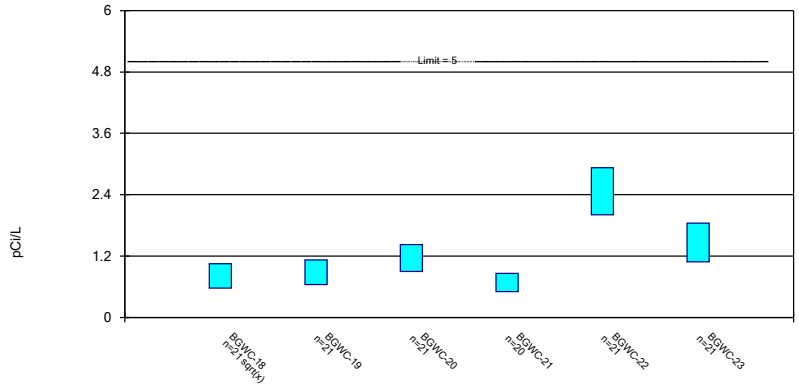

Constituent: Combined Radium 226 + 228 Analysis Run 5/23/2022 10:20 AM View: Appendix IV

Plant Bowen Client: Southern Company Data: Bowen AP-1

Sanitas™ v.9.6.33 Groundwater Stats Consulting. UG

Parametric Confidence Interval

Compliance Limit is not exceeded. Per-well alpha = 0.01. Normality Test: Shapiro Wilk, alpha based on n.

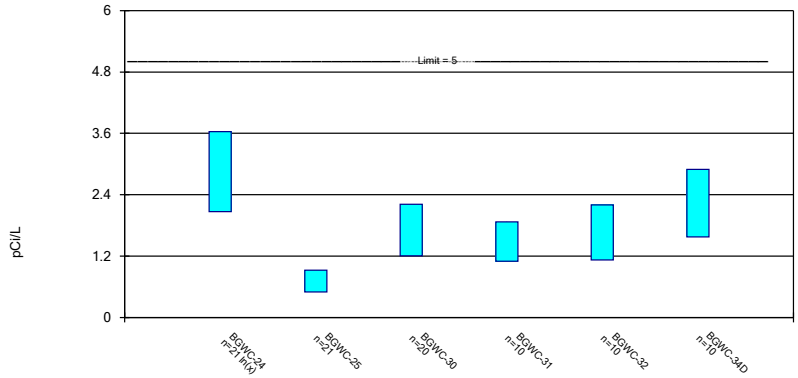

Constituent: Combined Radium 226 + 228 Analysis Run 5/23/2022 10:20 AM View: Appendix IV

Plant Bowen Client: Southern Company Data: Bowen AP-1

Sanitas™ v.9.6.33 Groundwater Stats Consulting. UG

Parametric Confidence Interval

Compliance Limit is not exceeded. Per-well alpha = 0.01. Normality Test: Shapiro Wilk, alpha based on n.

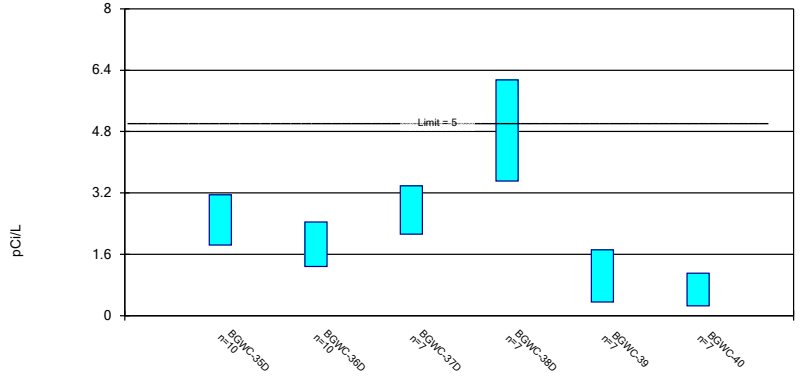

Constituent: Combined Radium 226 + 228 Analysis Run 5/23/2022 10:20 AM View: Appendix IV

Plant Bowen Client: Southern Company Data: Bowen AP-1

Sanitas™ v.9.6.33 Groundwater Stats Consulting. UG

Parametric Confidence Interval

Compliance Limit is not exceeded. Per-well alpha = 0.01. Normality Test: Shapiro Wilk, alpha based on n.

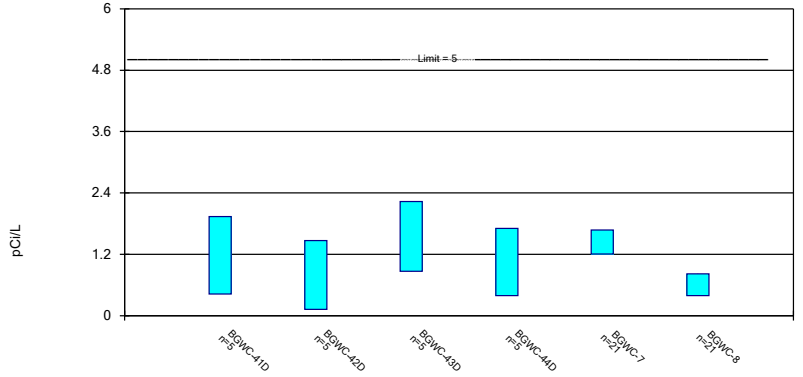

Constituent: Combined Radium 226 + 228 Analysis Run 5/23/2022 10:20 AM View: Appendix IV

Plant Bowen Client: Southern Company Data: Bowen AP-1

Sanitas™ v.9.6.33 Groundwater Stats Consulting. UG

Parametric Confidence Interval

Compliance Limit is not exceeded. Per-well alpha = 0.01. Normality Test: Shapiro Wilk, alpha based on n.

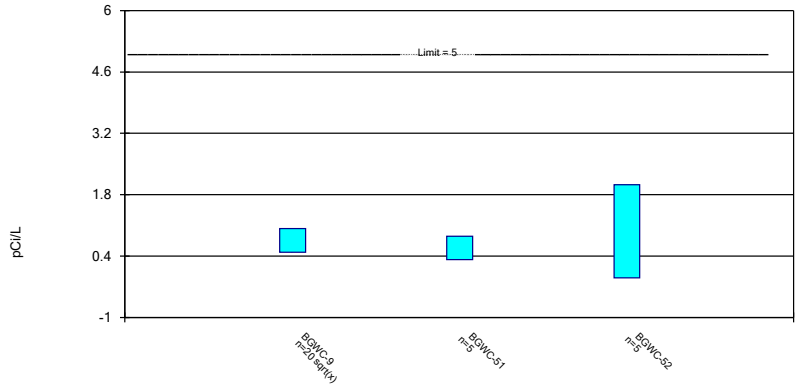

Constituent: Combined Radium 226 + 228 Analysis Run 5/23/2022 10:20 AM View: Appendix IV

Plant Bowen Client: Southern Company Data: Bowen AP-1

Sanitas™ v.9.6.33 Groundwater Stats Consulting. UG

Parametric and Non-Parametric (NP) Confidence Interval

Compliance Limit is not exceeded. Per-well alpha = 0.01. Normality Test: Shapiro Wilk, alpha based on n.

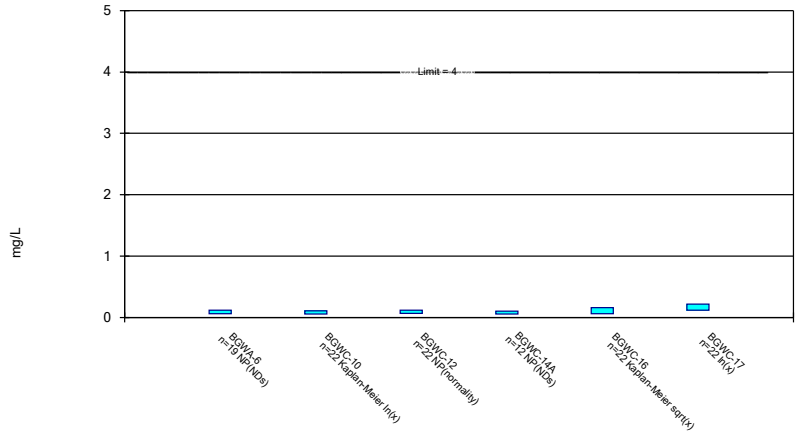

Constituent: Fluoride Analysis Run 5/23/2022 10:20 AM View: Appendix IV

Plant Bowen Client: Southern Company Data: Bowen AP-1

Sanitas™ v.9.6.33 Groundwater Stats Consulting. UG

Non-Parametric Confidence Interval

Compliance Limit is not exceeded. Per-well alpha = 0.01.

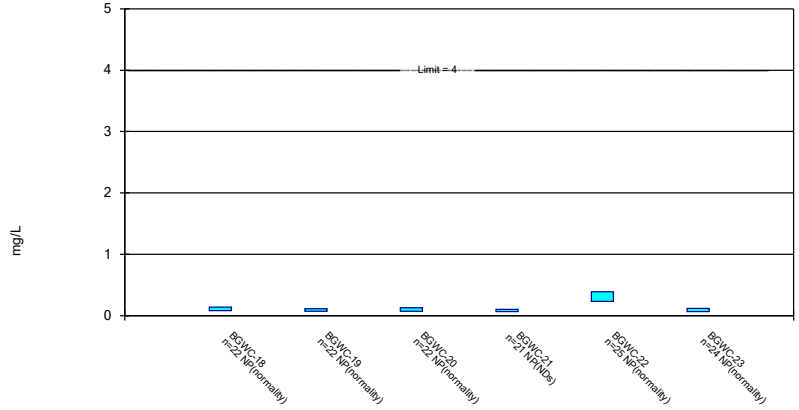

Constituent: Fluoride Analysis Run 5/23/2022 10:20 AM View: Appendix IV

Plant Bowen Client: Southern Company Data: Bowen AP-1

Sanitas™ v.9.6.33 Groundwater Stats Consulting. UG

Parametric and Non-Parametric (NP) Confidence Interval

Compliance Limit is not exceeded. Per-well alpha = 0.01 except as noted. Normality Test: Shapiro Wilk, alpha based on n.

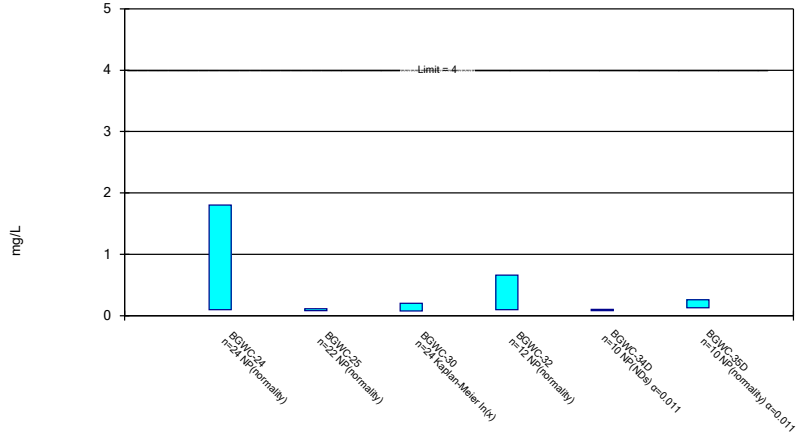

Constituent: Fluoride Analysis Run 5/23/2022 10:20 AM View: Appendix IV

Plant Bowen Client: Southern Company Data: Bowen AP-1

Sanitas™ v.9.6.33 Groundwater Stats Consulting. UG

Parametric and Non-Parametric (NP) Confidence Interval

Compliance Limit is not exceeded. Per-well alpha = 0.01 except as noted. Normality Test: Shapiro Wilk, alpha based on n.

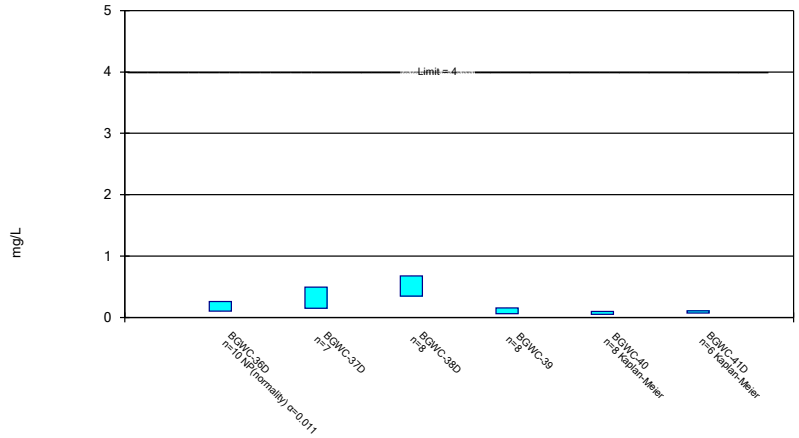

Constituent: Fluoride Analysis Run 5/23/2022 10:21 AM View: Appendix IV

Plant Bowen Client: Southern Company Data: Bowen AP-1

Sanitas™ v.9.6.33 Groundwater Stats Consulting. UG

Parametric and Non-Parametric (NP) Confidence Interval

Compliance Limit is not exceeded. Per-well alpha = 0.01 except as noted. Normality Test: Shapiro Wilk, alpha based on n.

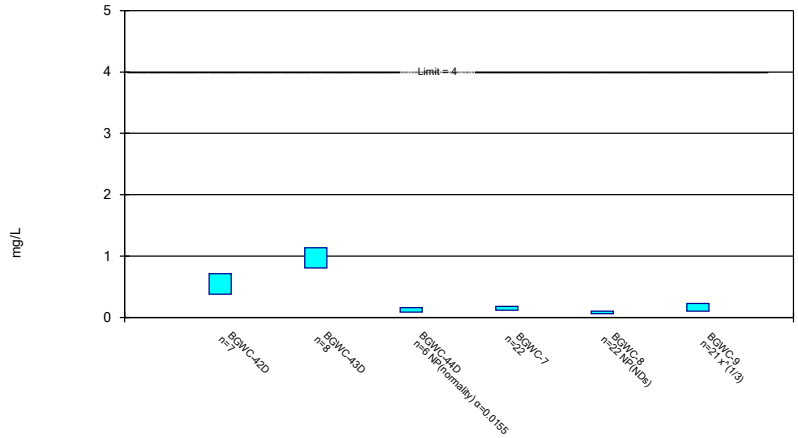

Constituent: Fluoride Analysis Run 5/23/2022 10:21 AM View: Appendix IV

Plant Bowen Client: Southern Company Data: Bowen AP-1

Sanitas™ v.9.6.33 Groundwater Stats Consulting. UG

Parametric Confidence Interval

Compliance Limit is not exceeded. Per-well alpha = 0.01. Normality Test: Shapiro Wilk, alpha based on n.

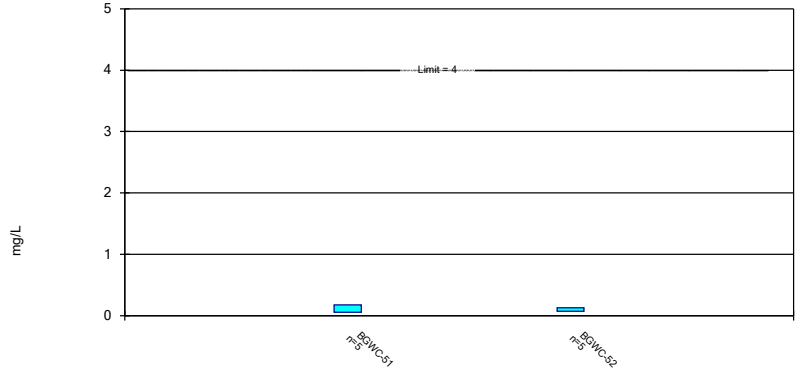

Constituent: Fluoride Analysis Run 5/23/2022 10:21 AM View: Appendix IV
Plant Bowen Client: Southern Company Data: Bowen AP-1

Sanitas™ v.9.6.33 Groundwater Stats Consulting. UG

Non-Parametric Confidence Interval

Compliance Limit is not exceeded. Per-well alpha = 0.01.

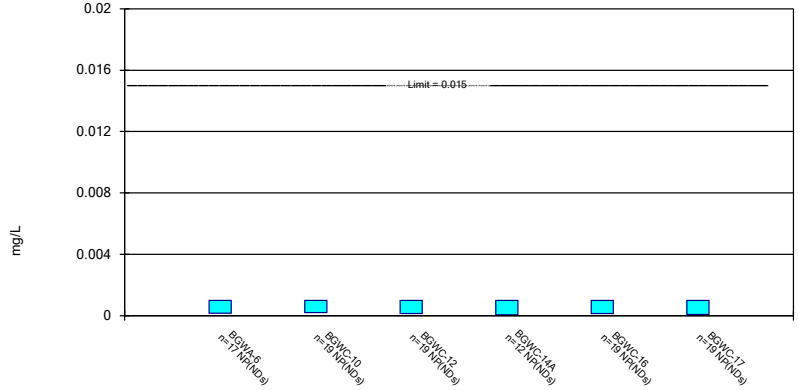

Constituent: Lead Analysis Run 5/23/2022 10:21 AM View: Appendix IV
Plant Bowen Client: Southern Company Data: Bowen AP-1

Sanitas™ v.9.6.33 Groundwater Stats Consulting. UG

Non-Parametric Confidence Interval

Compliance Limit is not exceeded. Per-well alpha = 0.01.

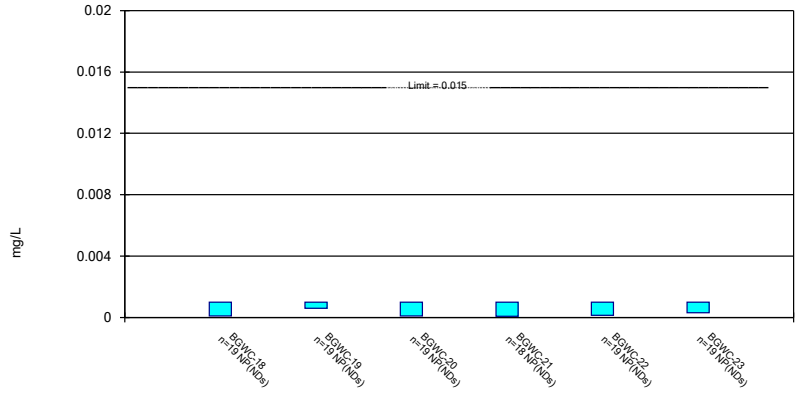

Constituent: Lead Analysis Run 5/23/2022 10:21 AM View: Appendix IV
Plant Bowen Client: Southern Company Data: Bowen AP-1

Sanitas™ v.9.6.33 Groundwater Stats Consulting. UG

Parametric and Non-Parametric (NP) Confidence Interval

Compliance Limit is not exceeded. Per-well alpha = 0.01 except as noted. Normality Test: Shapiro Wilk, alpha based on n.

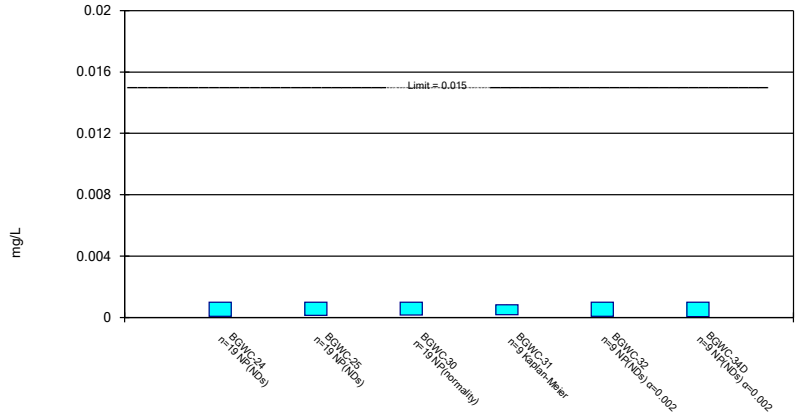

Constituent: Lead Analysis Run 5/23/2022 10:21 AM View: Appendix IV
Plant Bowen Client: Southern Company Data: Bowen AP-1

Sanitas™ v.9.6.33 Groundwater Stats Consulting. UG

Parametric and Non-Parametric (NP) Confidence Interval

Compliance Limit is not exceeded. Per-well alpha = 0.01 except as noted. Normality Test: Shapiro Wilk, alpha based on n.

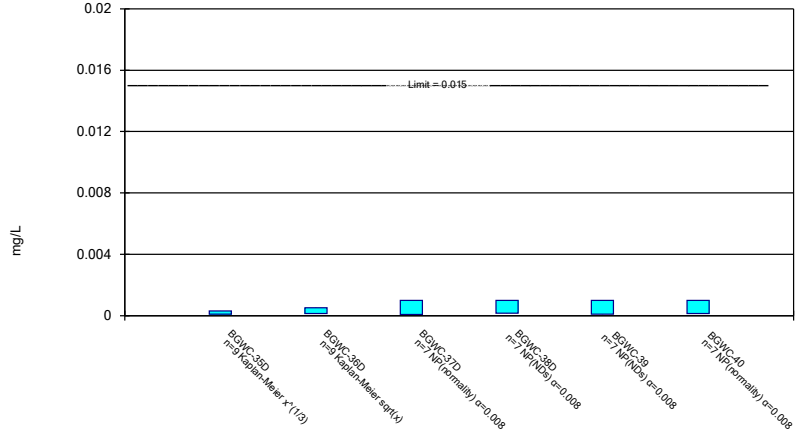

Constituent: Lead Analysis Run 5/23/2022 10:21 AM View: Appendix IV

Plant Bowen Client: Southern Company Data: Bowen AP-1

Sanitas™ v.9.6.33 Groundwater Stats Consulting. UG

Non-Parametric Confidence Interval

Compliance Limit is not exceeded. Per-well alpha = 0.01 except as noted.

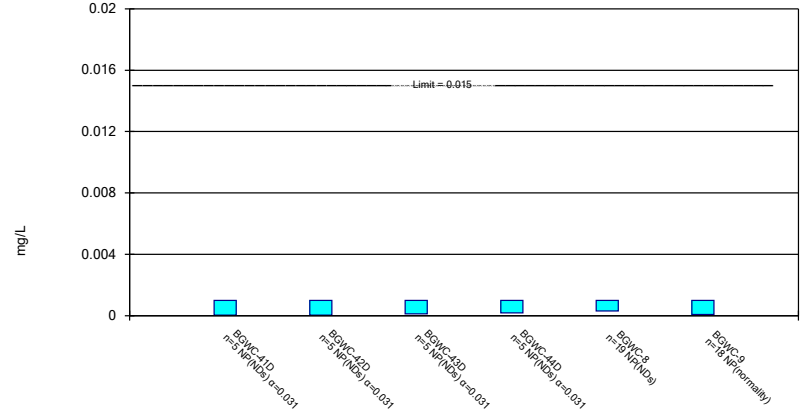

Constituent: Lead Analysis Run 5/23/2022 10:21 AM View: Appendix IV

Plant Bowen Client: Southern Company Data: Bowen AP-1

Sanitas™ v.9.6.33 Groundwater Stats Consulting. UG

Parametric and Non-Parametric (NP) Confidence Interval

Compliance Limit is not exceeded. Per-well alpha = 0.01 except as noted. Normality Test: Shapiro Wilk, alpha based on n.

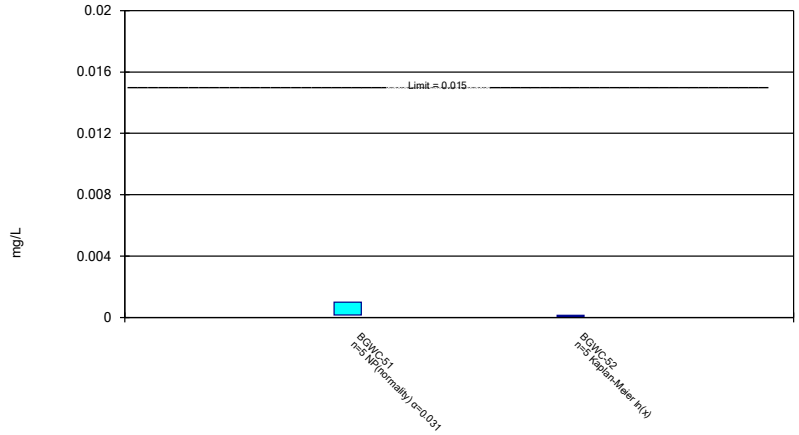

Constituent: Lead Analysis Run 5/23/2022 10:21 AM View: Appendix IV

Plant Bowen Client: Southern Company Data: Bowen AP-1

Sanitas™ v.9.6.33 Groundwater Stats Consulting. UG

Non-Parametric Confidence Interval

Compliance Limit is not exceeded. Per-well alpha = 0.01.

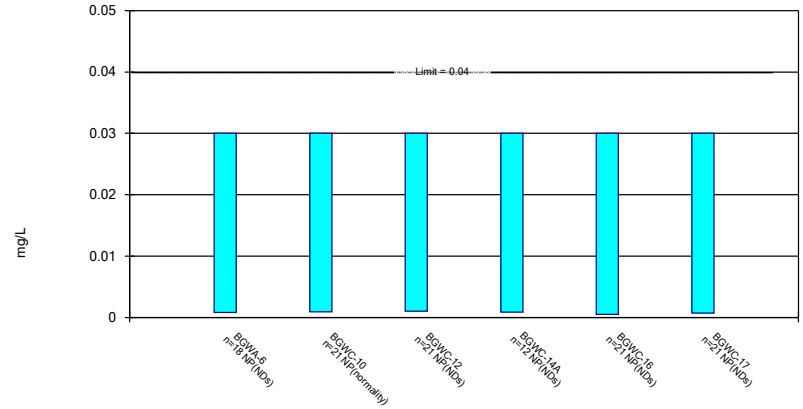

Constituent: Lithium Analysis Run 5/23/2022 10:21 AM View: Appendix IV

Plant Bowen Client: Southern Company Data: Bowen AP-1

Sanitas™ v.9.6.33 Groundwater Stats Consulting. UG

Parametric and Non-Parametric (NP) Confidence Interval

Compliance Limit is not exceeded. Per-well alpha = 0.01 except as noted. Normality Test: Shapiro Wilk, alpha based on n.

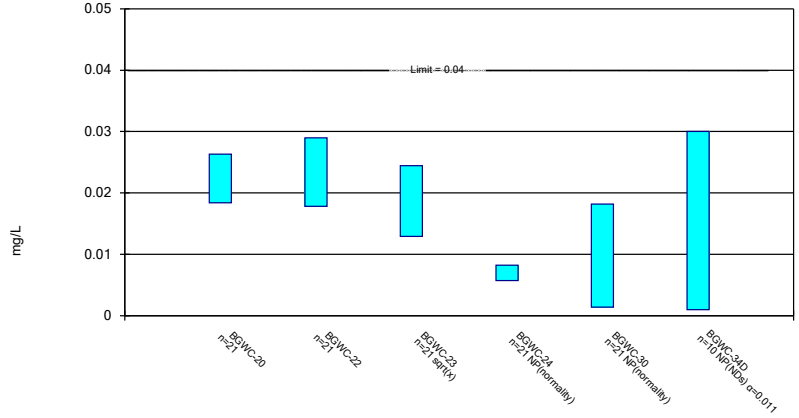

Constituent: Lithium Analysis Run 5/23/2022 10:21 AM View: Appendix IV

Plant Bowen Client: Southern Company Data: Bowen AP-1

Sanitas™ v.9.6.33 Groundwater Stats Consulting. UG

Parametric and Non-Parametric (NP) Confidence Interval

Compliance Limit is not exceeded. Per-well alpha = 0.01 except as noted. Normality Test: Shapiro Wilk, alpha based on n.

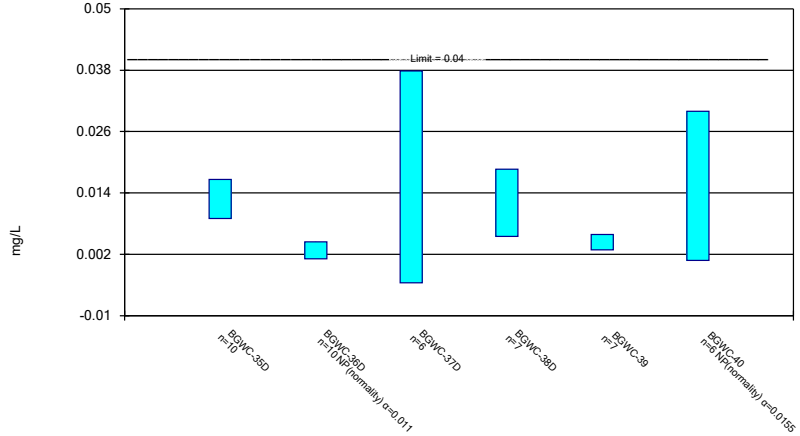

Constituent: Lithium Analysis Run 5/23/2022 10:21 AM View: Appendix IV

Plant Bowen Client: Southern Company Data: Bowen AP-1

Sanitas™ v.9.6.33 Groundwater Stats Consulting. UG

Parametric and Non-Parametric (NP) Confidence Interval

Compliance Limit is not exceeded. Per-well alpha = 0.01 except as noted. Normality Test: Shapiro Wilk, alpha based on n.

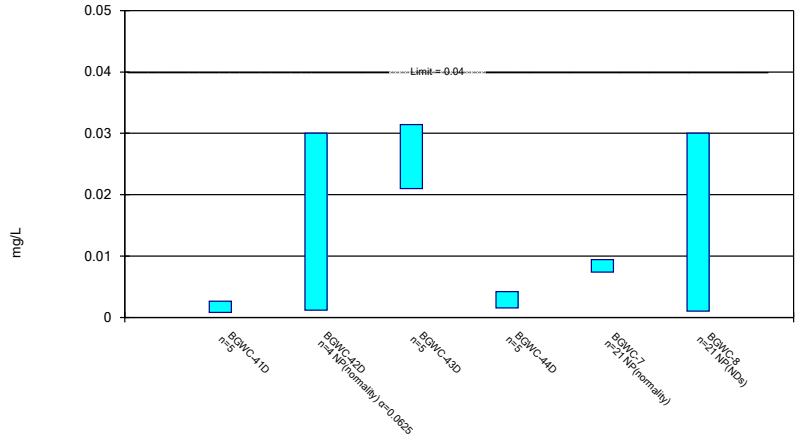

Constituent: Lithium Analysis Run 5/23/2022 10:21 AM View: Appendix IV

Plant Bowen Client: Southern Company Data: Bowen AP-1

Sanitas™ v.9.6.33 Groundwater Stats Consulting. UG

Parametric and Non-Parametric (NP) Confidence Interval

Compliance Limit is not exceeded. Per-well alpha = 0.01. Normality Test: Shapiro Wilk, alpha based on n.

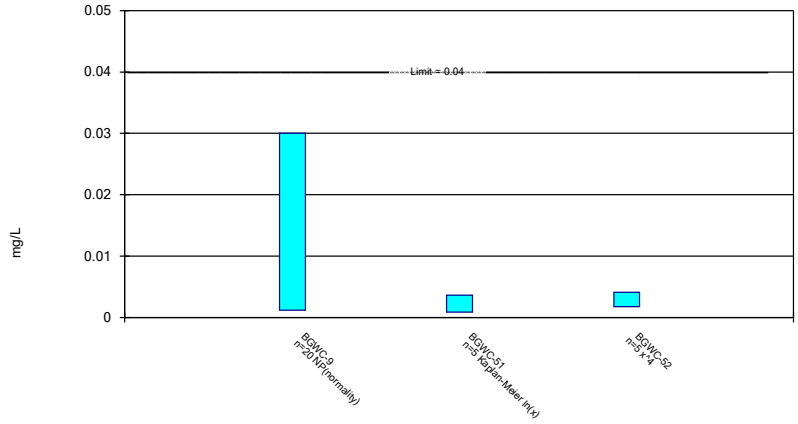

Constituent: Lithium Analysis Run 5/23/2022 10:21 AM View: Appendix IV

Plant Bowen Client: Southern Company Data: Bowen AP-1

Sanitas™ v.9.6.33 Groundwater Stats Consulting. UG

Parametric and Non-Parametric (NP) Confidence Interval

Compliance Limit is not exceeded. Per-well alpha = 0.01. Normality Test: Shapiro Wilk, alpha based on n.

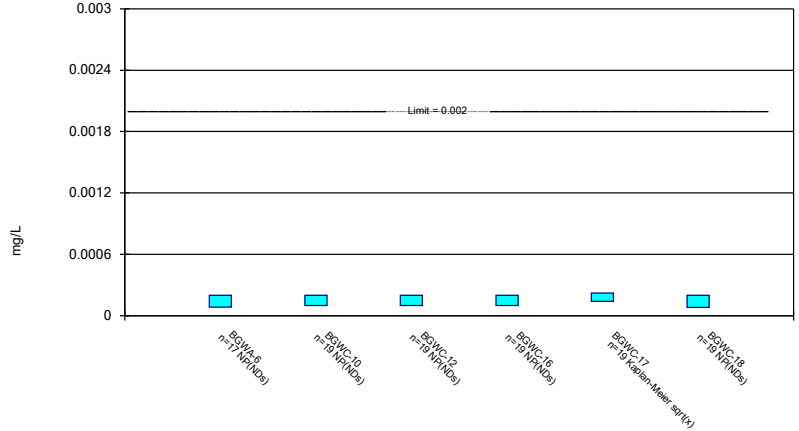

Constituent: Mercury Analysis Run 5/23/2022 10:21 AM View: Appendix IV

Plant Bowen Client: Southern Company Data: Bowen AP-1

Sanitas™ v.9.6.33 Groundwater Stats Consulting. UG

Parametric and Non-Parametric (NP) Confidence Interval

Compliance Limit is not exceeded. Per-well alpha = 0.01. Normality Test: Shapiro Wilk, alpha based on n.

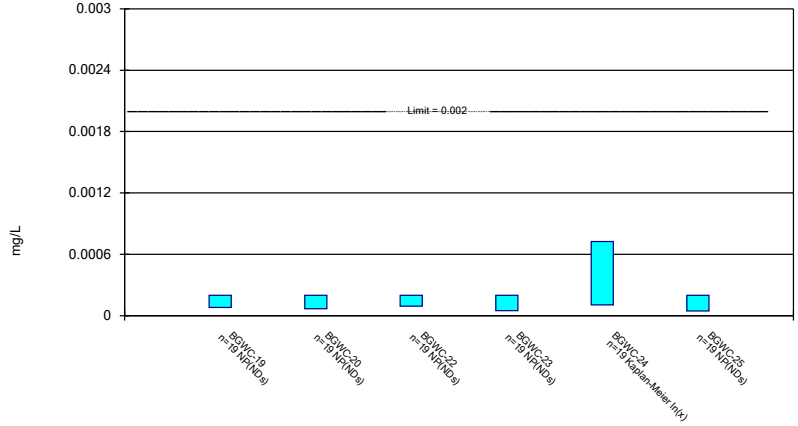

Constituent: Mercury Analysis Run 5/23/2022 10:21 AM View: Appendix IV

Plant Bowen Client: Southern Company Data: Bowen AP-1

Sanitas™ v.9.6.33 Groundwater Stats Consulting. UG

Non-Parametric Confidence Interval

Compliance Limit is not exceeded. Per-well alpha = 0.01 except as noted.

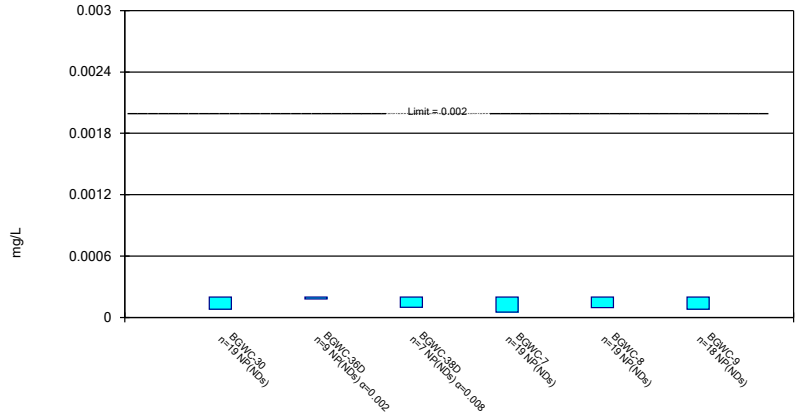

Constituent: Mercury Analysis Run 5/23/2022 10:21 AM View: Appendix IV

Plant Bowen Client: Southern Company Data: Bowen AP-1

Sanitas™ v.9.6.33 Groundwater Stats Consulting. UG

Parametric and Non-Parametric (NP) Confidence Interval

Compliance Limit is not exceeded. Per-well alpha = 0.01 except as noted. Normality Test: Shapiro Wilk, alpha based on n.

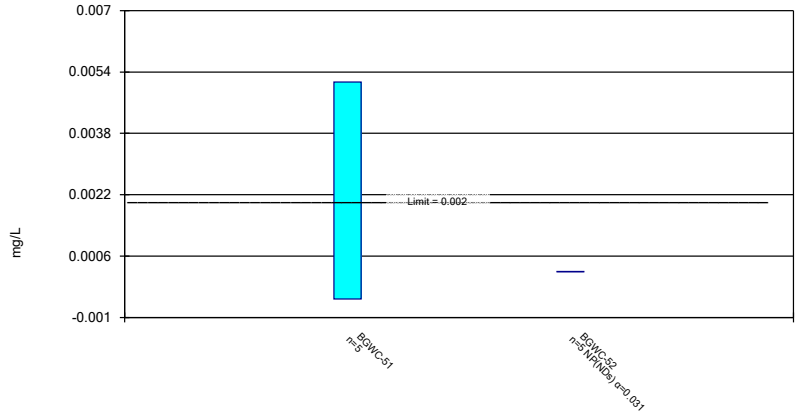

Constituent: Mercury Analysis Run 5/23/2022 10:21 AM View: Appendix IV

Plant Bowen Client: Southern Company Data: Bowen AP-1

Sanitas™ v.9.6.33 Groundwater Stats Consulting. UG

Non-Parametric Confidence Interval

Compliance Limit is not exceeded. Per-well alpha = 0.01.

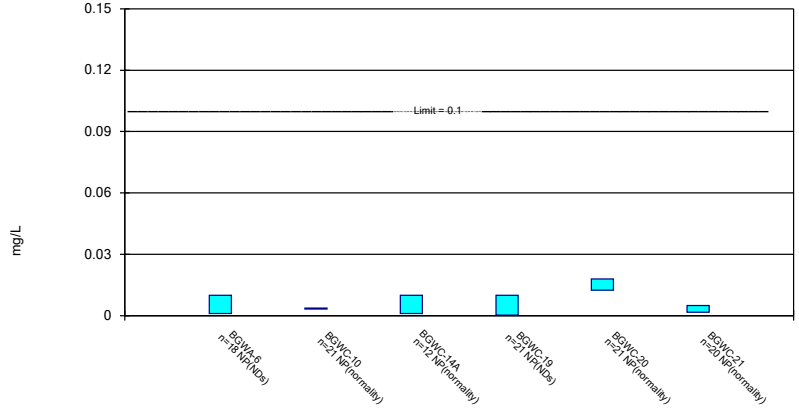

Constituent: Molybdenum Analysis Run 5/23/2022 10:21 AM View: Appendix IV

Plant Bowen Client: Southern Company Data: Bowen AP-1

Sanitas™ v.9.6.33 Groundwater Stats Consulting. UG

Parametric and Non-Parametric (NP) Confidence Interval

Compliance Limit is not exceeded. Per-well alpha = 0.01 except as noted. Normality Test: Shapiro Wilk, alpha based on n.

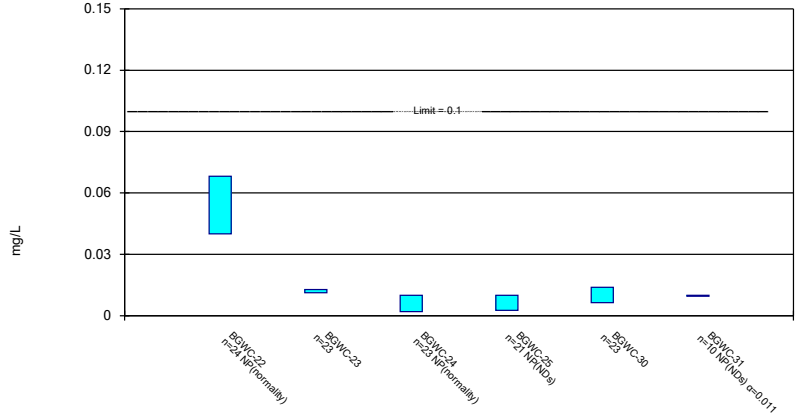

Constituent: Molybdenum Analysis Run 5/23/2022 10:21 AM View: Appendix IV

Plant Bowen Client: Southern Company Data: Bowen AP-1

Sanitas™ v.9.6.33 Groundwater Stats Consulting. UG

Parametric and Non-Parametric (NP) Confidence Interval

Compliance Limit is not exceeded. Per-well alpha = 0.01 except as noted. Normality Test: Shapiro Wilk, alpha based on n.

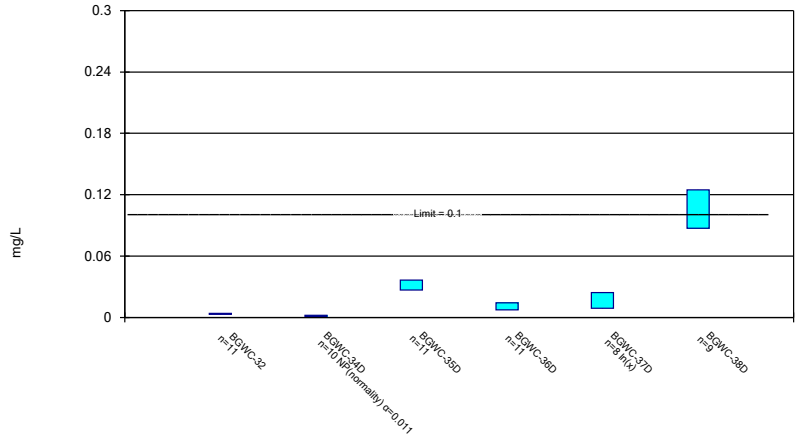

Constituent: Molybdenum Analysis Run 5/23/2022 10:21 AM View: Appendix IV

Plant Bowen Client: Southern Company Data: Bowen AP-1

Sanitas™ v.9.6.33 Groundwater Stats Consulting. UG

Parametric and Non-Parametric (NP) Confidence Interval

Compliance limit is exceeded.* Per-well alpha = 0.01 except as noted. Normality Test: Shapiro Wilk, alpha based on n.

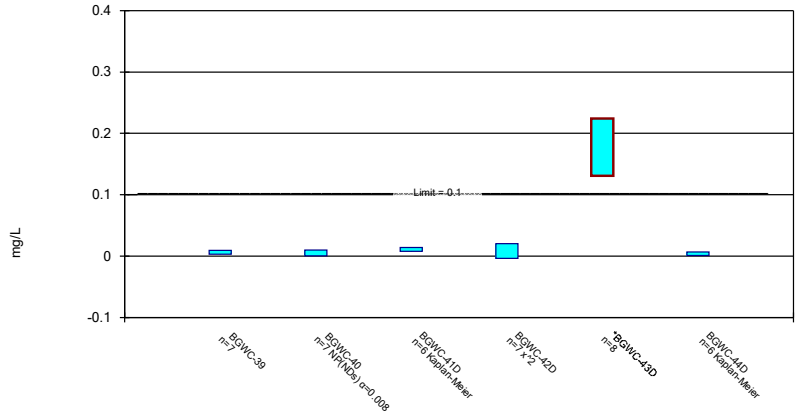

Constituent: Molybdenum Analysis Run 5/23/2022 10:21 AM View: Appendix IV

Plant Bowen Client: Southern Company Data: Bowen AP-1

Sanitas™ v.9.6.33 Groundwater Stats Consulting. UG

Parametric and Non-Parametric (NP) Confidence Interval

Compliance Limit is not exceeded. Per-well alpha = 0.01 except as noted. Normality Test: Shapiro Wilk, alpha based on n.

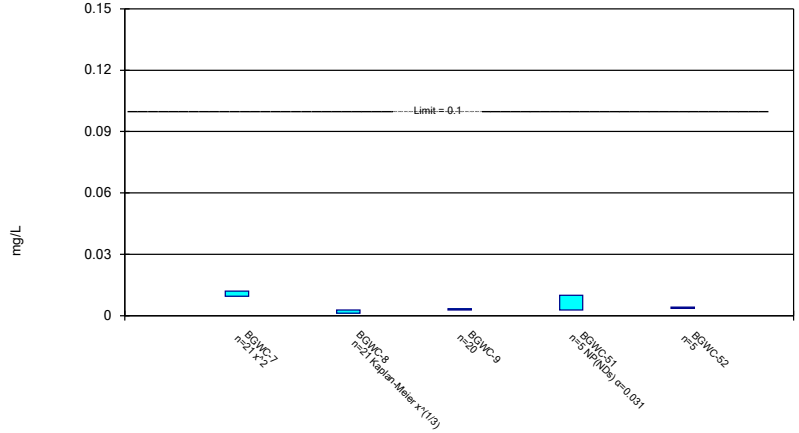

Constituent: Molybdenum Analysis Run 5/23/2022 10:21 AM View: Appendix IV

Plant Bowen Client: Southern Company Data: Bowen AP-1

Sanitas™ v.9.6.33 Groundwater Stats Consulting. UG

Non-Parametric Confidence Interval

Compliance Limit is not exceeded. Per-well alpha = 0.01.

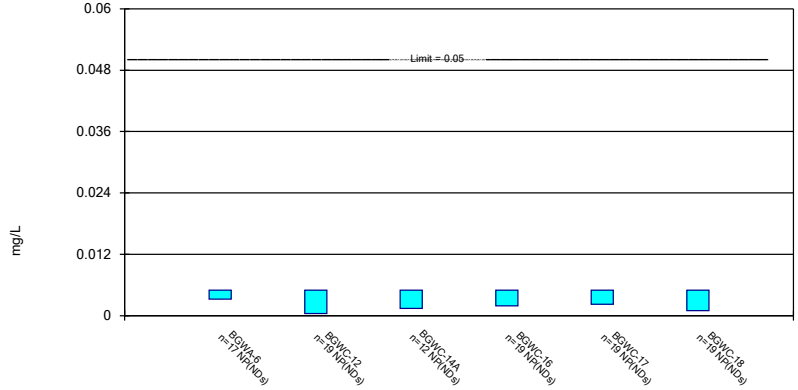

Constituent: Selenium Analysis Run 5/23/2022 10:21 AM View: Appendix IV

Plant Bowen Client: Southern Company Data: Bowen AP-1

Sanitas™ v.9.6.33 Groundwater Stats Consulting. UG

Non-Parametric Confidence Interval

Compliance Limit is not exceeded. Per-well alpha = 0.01.

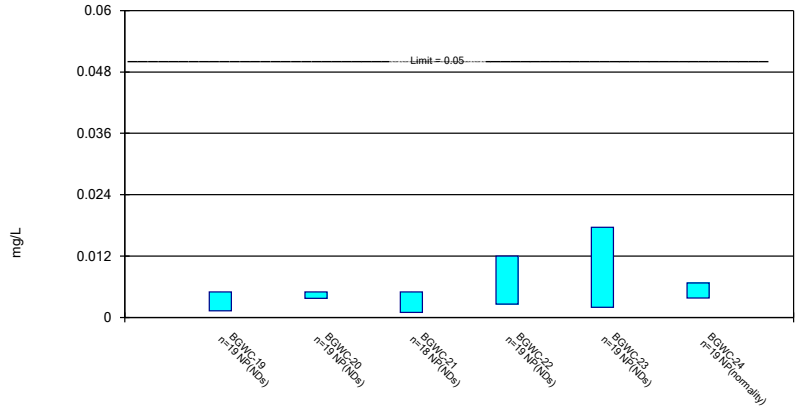

Constituent: Selenium Analysis Run 5/23/2022 10:21 AM View: Appendix IV

Plant Bowen Client: Southern Company Data: Bowen AP-1

Sanitas™ v.9.6.33 Groundwater Stats Consulting. UG

Parametric and Non-Parametric (NP) Confidence Interval

Compliance Limit is not exceeded. Per-well alpha = 0.01 except as noted. Normality Test: Shapiro Wilk, alpha based on n.

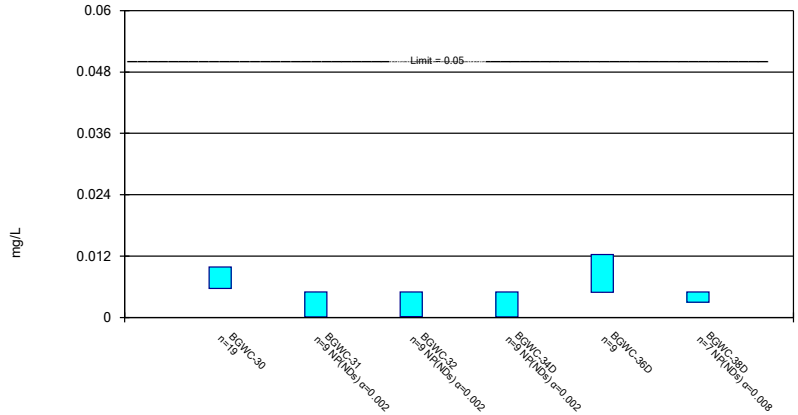

Constituent: Selenium Analysis Run 5/23/2022 10:21 AM View: Appendix IV

Plant Bowen Client: Southern Company Data: Bowen AP-1

Sanitas™ v.9.6.33 Groundwater Stats Consulting. UG

Parametric and Non-Parametric (NP) Confidence Interval

Compliance Limit is not exceeded. Per-well alpha = 0.01 except as noted. Normality Test: Shapiro Wilk, alpha based on n.

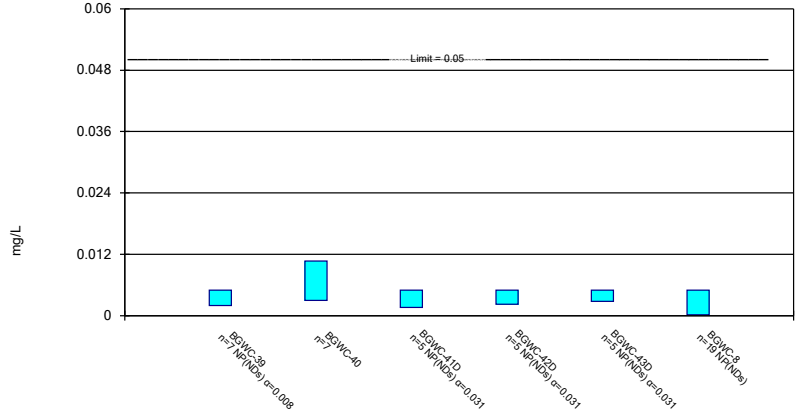

Constituent: Selenium Analysis Run 5/23/2022 10:21 AM View: Appendix IV

Plant Bowen Client: Southern Company Data: Bowen AP-1

Sanitas™ v.9.6.33 Groundwater Stats Consulting. UG

Parametric and Non-Parametric (NP) Confidence Interval

Compliance Limit is not exceeded. Per-well alpha = 0.01 except as noted. Normality Test: Shapiro Wilk, alpha based on n.

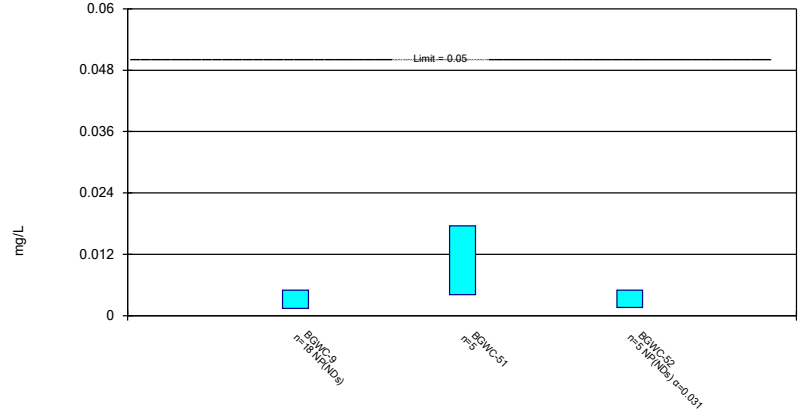

Constituent: Selenium Analysis Run 5/23/2022 10:21 AM View: Appendix IV

Plant Bowen Client: Southern Company Data: Bowen AP-1

Sanitas™ v.9.6.33 Groundwater Stats Consulting. UG

Parametric and Non-Parametric (NP) Confidence Interval

Compliance Limit is not exceeded. Per-well alpha = 0.01. Normality Test: Shapiro Wilk, alpha based on n.

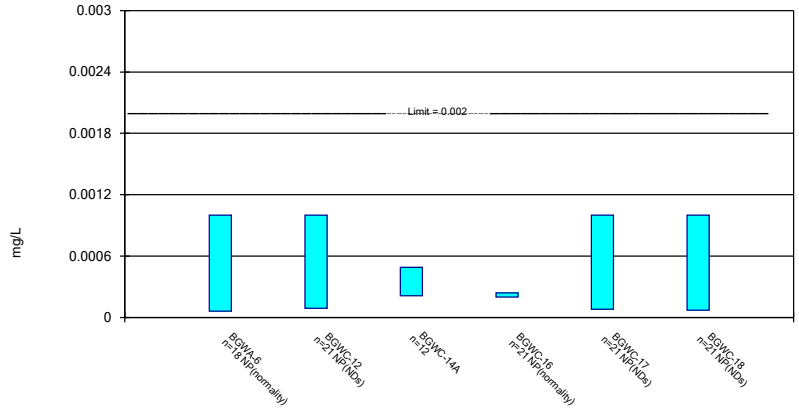

Constituent: Thallium Analysis Run 5/23/2022 10:21 AM View: Appendix IV

Plant Bowen Client: Southern Company Data: Bowen AP-1

Sanitas™ v.9.6.33 Groundwater Stats Consulting. UG

Parametric and Non-Parametric (NP) Confidence Interval

Compliance Limit is not exceeded. Per-well alpha = 0.01. Normality Test: Shapiro Wilk, alpha based on n.

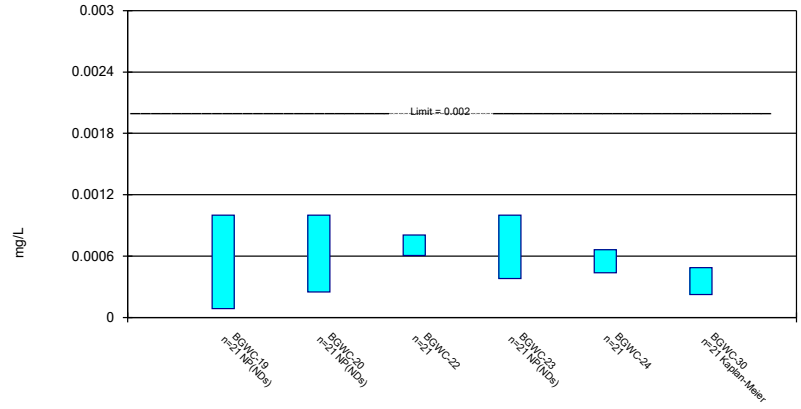

Constituent: Thallium Analysis Run 5/23/2022 10:21 AM View: Appendix IV

Plant Bowen Client: Southern Company Data: Bowen AP-1

Parametric and Non-Parametric (NP) Confidence Interval

Compliance Limit is not exceeded. Per-well alpha = 0.01 except as noted. Normality Test: Shapiro Wilk, alpha based on n.

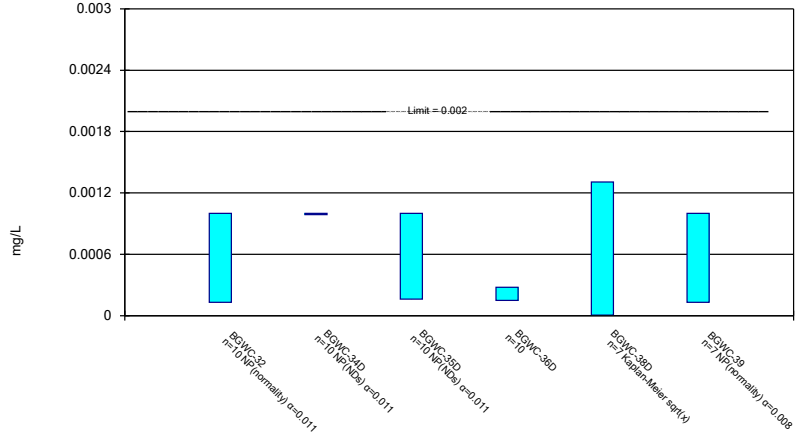

Constituent: Thallium Analysis Run 5/23/2022 10:21 AM View: Appendix IV

Plant Bowen Client: Southern Company Data: Bowen AP-1

Sanitas™ v.9.6.33 Groundwater Stats Consulting. UG

Parametric and Non-Parametric (NP) Confidence Interval

Compliance Limit is not exceeded. Per-well alpha = 0.01 except as noted. Normality Test: Shapiro Wilk, alpha based on n.

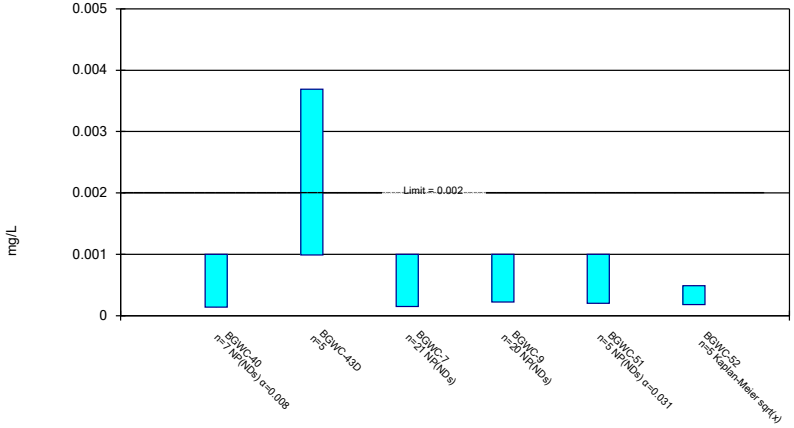

Constituent: Thallium Analysis Run 5/23/2022 10:21 AM View: Appendix IV

Plant Bowen Client: Southern Company Data: Bowen AP-1

Confidence Interval

Constituent: Antimony (mg/L) Analysis Run 5/23/2022 10:22 AM View: Appendix IV

Plant Bowen Client: Southern Company Data: Bowen AP-1

	BGWC-10	BGWC-14A	BGWC-16	BGWC-17	BGWC-19	BGWC-20
6/7/2016	0.0022 (J)		<0.003	<0.003		
6/8/2016					<0.003	<0.003
8/11/2016			0.0004 (J)	0.0002 (J)		
8/12/2016					<0.003	<0.003
8/16/2016	<0.003					
10/7/2016	<0.003		<0.003	<0.003	<0.003	
10/10/2016						<0.003
12/6/2016	<0.003		<0.003	<0.003		
12/7/2016					<0.003	<0.003
2/16/2017	<0.003		<0.003	<0.003	<0.003	
2/17/2017						<0.003
4/18/2017	<0.003		<0.003			
4/19/2017				<0.003	<0.003	<0.003
5/30/2017			<0.003	<0.003		
6/1/2017					<0.003	<0.003
6/2/2017	<0.003					
7/12/2017	<0.003					
7/14/2017			<0.003	<0.003	<0.003	
7/18/2017						<0.003
3/27/2018	<0.003		<0.003	<0.003	<0.003	
3/28/2018						<0.003
2/25/2019			<0.003			
2/27/2019				<0.003		<0.003
2/28/2019	<0.003					
3/1/2019					<0.003	
2/20/2020	<0.003		<0.003			
2/24/2020				<0.003	<0.003	<0.003
3/19/2020			<0.003	<0.003		
3/20/2020					<0.003	
3/23/2020	<0.003					0.0014 (J)
5/22/2020		<0.003				
6/23/2020		<0.003				
7/28/2020		<0.003				
9/2/2020		<0.003				
9/24/2020	<0.003		<0.003	<0.003		
9/28/2020					0.0005 (J)	0.0005 (J)
10/1/2020		0.0003 (J)				
11/10/2020		0.00061 (J)				
12/15/2020		<0.003				
1/20/2021		<0.003				
2/18/2021	<0.003	<0.003	<0.003	<0.003	<0.003	<0.003
3/24/2021		<0.003	<0.003	<0.003		
3/26/2021					<0.003	
3/29/2021						<0.003
3/30/2021	<0.003					
8/18/2021	<0.003	<0.003	<0.003			
8/19/2021				<0.003		
8/20/2021					<0.003	<0.003
2/9/2022		<0.003				
2/11/2022	0.0021 (J)		<0.003	<0.003		
2/16/2022					<0.003	<0.003
Mean	0.0029	0.002576	0.002847	0.002835	0.002853	0.002759

Confidence Interval

Constituent: Antimony (mg/L) Analysis Run 5/23/2022 10:22 AM View: Appendix IV

Plant Bowen Client: Southern Company Data: Bowen AP-1

	BGWC-10	BGWC-14A	BGWC-16	BGWC-17	BGWC-19	BGWC-20
Std. Dev.	0.0002828	0.0009928	0.0006306	0.0006791	0.0006063	0.0006992
Upper Lim.	0.003	0.003	0.003	0.003	0.003	0.003
Lower Lim.	0.0022	0.00061	0.0004	0.0002	0.0005	0.0014

Confidence Interval

Constituent: Antimony (mg/L) Analysis Run 5/23/2022 10:22 AM View: Appendix IV

Plant Bowen Client: Southern Company Data: Bowen AP-1

	BGWC-21	BGWC-22	BGWC-23	BGWC-24	BGWC-25	BGWC-31
6/8/2016	<0.003	<0.003			<0.003	
6/9/2016			<0.003	<0.003		
8/15/2016					0.0013 (J)	
8/18/2016	<0.003	0.0023 (J)	0.0009 (J)	<0.003		
10/10/2016	<0.003	0.0021 (J)	<0.003	<0.003	<0.003	
12/7/2016			<0.003	<0.003		
12/8/2016	<0.003	<0.003			<0.003	
2/17/2017	<0.003	<0.003				
2/20/2017			<0.003	<0.003	<0.003	
4/19/2017	<0.003		<0.003	<0.003		
4/20/2017		<0.003			<0.003	
6/1/2017	<0.003				<0.003	
6/5/2017		<0.003	<0.003	<0.003		
7/17/2017			<0.003	<0.003	<0.003	
7/18/2017	<0.003					
7/19/2017		<0.003				
3/28/2018	<0.003				<0.003	
3/29/2018		<0.003	<0.003	<0.003		
3/1/2019		<0.003	<0.003	<0.003	<0.003	
2/25/2020		<0.003	<0.003			
2/26/2020	<0.003			<0.003	<0.003	<0.003
3/20/2020	<0.003	<0.003				
3/23/2020			0.00053 (J)			<0.003
3/24/2020					<0.003	
3/25/2020				<0.003		
9/24/2020	<0.003	<0.003	<0.003			
9/25/2020				0.00048 (J)		
9/28/2020					<0.003	0.00038 (J)
2/19/2021	<0.003	0.00028 (J)	0.00031 (J)	0.00036 (J)		
2/22/2021						<0.003
2/23/2021					<0.003	
3/26/2021			<0.003	<0.003	<0.003	
3/29/2021	<0.003	<0.003				<0.003
8/19/2021					<0.003	
8/20/2021	0.0014 (J)					<0.003
8/23/2021		<0.003	0.0029 (J)	0.0028 (J)		
2/14/2022			0.0014 (J)			
2/15/2022		<0.003		0.0048		
2/16/2022	0.0017 (J)				<0.003	<0.003
Mean	0.002819	0.002746	0.002473	0.002791	0.0029	0.002626
Std. Dev.	0.0004983	0.0006892	0.0009872	0.0009954	0.0004123	0.0009903
Upper Lim.	0.003	0.003	0.003	0.0048	0.003	0.003
Lower Lim.	0.0017	0.0023	0.0014	0.0028	0.0013	0.00038

Confidence Interval

Constituent: Antimony (mg/L) Analysis Run 5/23/2022 10:22 AM View: Appendix IV

Plant Bowen Client: Southern Company Data: Bowen AP-1

	BGWC-32	BGWC-34D	BGWC-35D	BGWC-36D	BGWC-37D	BGWC-38D
2/25/2020			<0.003		<0.003	
2/26/2020				<0.003		
2/27/2020	<0.003	<0.003				0.0003 (J)
3/23/2020				<0.003		
3/24/2020	<0.003	<0.003			<0.003	<0.003
3/25/2020			<0.003			
9/2/2020						0.0016 (J)
9/25/2020	0.00039 (J)		0.00064 (J)		0.0022 (J)	
9/28/2020		0.00049 (J)		<0.003		
2/19/2021		<0.003				
2/22/2021			0.00066 (J)		0.00041 (J)	
2/23/2021	0.00036 (J)					
3/8/2021				0.00096 (J)		
3/9/2021						0.00062 (J)
3/25/2021				<0.003		
3/26/2021			<0.003		<0.003	
3/29/2021						<0.003
3/30/2021	<0.003	0.00079 (J)				
8/19/2021						0.01
8/20/2021			<0.003		<0.003	
8/23/2021				<0.003		
8/24/2021		<0.003				
8/25/2021	<0.003					
2/14/2022				<0.003		0.0067
2/16/2022	<0.003	<0.003				
2/17/2022			<0.003		<0.003	
Mean	0.00225	0.002326	0.002329	0.002709	0.002516	0.003603
Std. Dev.	0.001281	0.001155	0.001147	0.000771	0.0009752	0.003537
Upper Lim.	0.003	0.003	0.003	0.003	0.003	0.007186
Lower Lim.	0.00036	0.00049	0.00064	0.00096	0.00041	-0.001215

Confidence Interval

Constituent: Antimony (mg/L) Analysis Run 5/23/2022 10:22 AM View: Appendix IV

Plant Bowen Client: Southern Company Data: Bowen AP-1

	BGWC-40	BGWC-41D	BGWC-42D	BGWC-43D	BGWC-44D	BGWC-7
6/8/2016						<0.003
8/11/2016						0.0005 (J)
10/6/2016						0.0015 (J)
12/6/2016						<0.003
2/15/2017						<0.003
4/18/2017						0.0003 (J)
6/2/2017						<0.003
7/14/2017						<0.003
3/27/2018						<0.003
2/28/2019						<0.003
2/21/2020						0.0016 (J)
2/28/2020	<0.003					
3/19/2020						<0.003
3/25/2020	<0.003					
9/2/2020		0.0014 (J)				
9/3/2020			0.00072 (J)	0.00091 (J)	0.0021 (J)	
9/25/2020						<0.003
9/29/2020	<0.003					
2/18/2021					0.009	<0.003
2/22/2021	<0.003	<0.003	0.0019 (J)			
3/8/2021				0.00058 (J)		
3/29/2021				<0.003		
3/30/2021	0.0005 (J)					<0.003
3/31/2021		<0.003			0.0026 (J)	
4/1/2021			0.0019 (J)			
8/18/2021					0.0015 (J)	
8/19/2021						<0.003
8/20/2021			0.00083 (J)			
8/23/2021				<0.003		
8/24/2021	<0.003	0.0014 (J)				
2/9/2022					<0.003	
2/11/2022						<0.003
2/15/2022		<0.003		<0.003		
2/16/2022	<0.003					
2/17/2022			<0.003			
Mean	0.002643	0.00236	0.00167	0.002098	0.00364	0.002524
Std. Dev.	0.0009449	0.0008764	0.0009331	0.001241	0.003048	0.0009318
Upper Lim.	0.003	0.003	0.001876	0.003	0.007913	0.003
Lower Lim.	0.0005	0.0014	0.0002361	0.00058	0.0006499	0.0016

Confidence Interval

Constituent: Antimony (mg/L) Analysis Run 5/23/2022 10:22 AM View: Appendix IV

Plant Bowen Client: Southern Company Data: Bowen AP-1

	BGWC-8	BGWC-9	BGWC-51	BGWC-52
6/6/2016		<0.003		
6/7/2016	<0.003			
8/10/2016	0.0004 (J)			
8/11/2016		0.0003 (J)		
10/4/2016	<0.003			
10/5/2016		<0.003		
12/2/2016	<0.003			
12/5/2016		<0.003		
2/14/2017	<0.003			
2/15/2017		<0.003		
4/14/2017	<0.003			
4/17/2017		<0.003		
5/26/2017	<0.003	<0.003		
7/10/2017	<0.003			
7/11/2017		<0.003		
3/26/2018	<0.003			
3/27/2018		<0.003		
2/25/2019	<0.003			
2/19/2020	<0.003			
2/20/2020		<0.003		
3/18/2020	<0.003			
3/19/2020		<0.003		
9/23/2020	<0.003			
9/24/2020		<0.003		
1/28/2021			<0.003	0.0019 (J)
2/16/2021	0.00046 (J)			
2/17/2021		0.00075 (J)		
2/23/2021			<0.003	0.00053 (J)
3/24/2021	0.00059 (J)	0.00038 (J)		
3/30/2021			0.0019 (J)	0.00085 (J)
8/18/2021	<0.003	0.0014 (J)		
8/23/2021			<0.003	<0.003
2/10/2022	<0.003	<0.003		
2/14/2022			<0.003	<0.003
Mean	0.002556	0.002427	0.00278	0.001856
Std. Dev.	0.0009895	0.001049	0.0004919	0.001161
Upper Lim.	0.003	0.003	0.003	0.002074
Lower Lim.	0.00059	0.00075	0.0019	0.0001128

Confidence Interval

Constituent: Arsenic (mg/L) Analysis Run 5/23/2022 10:22 AM View: Appendix IV

Plant Bowen Client: Southern Company Data: Bowen AP-1

	BGWA-6	BGWC-10	BGWC-12	BGWC-14A	BGWC-16	BGWC-17
6/6/2016	<0.005					
6/7/2016		0.0039	<0.005		<0.005	<0.005
8/10/2016	<0.005					
8/11/2016					<0.005	<0.005
8/12/2016			0.0009 (J)			
8/16/2016		0.0091				
10/4/2016	<0.005					
10/6/2016			<0.005			
10/7/2016		0.0074			<0.005	<0.005
12/1/2016	<0.005					
12/5/2016			<0.005			
12/6/2016		0.0044 (J)			<0.005	<0.005
2/14/2017	<0.005					
2/15/2017			<0.005			
2/16/2017		0.0081			<0.005	<0.005
4/13/2017	0.0007 (J)					
4/18/2017		0.0084	0.0009 (J)		0.0007 (J)	
4/19/2017						0.0012 (J)
5/25/2017	0.0013 (J)					
5/30/2017					0.0008 (J)	0.0006 (J)
6/2/2017		0.008	0.0015 (J)			
7/7/2017	<0.005					
7/12/2017		0.0063				
7/13/2017			0.0006 (J)			
7/14/2017					0.0008 (J)	<0.005
3/27/2018		0.0064			0.0014 (J)	0.00076 (J)
3/28/2018			0.0015 (J)			
6/12/2018					0.00073 (J)	
6/14/2018		0.0075	0.00096 (J)			<0.005
10/16/2018	0.00095 (J)					
10/17/2018			<0.005			<0.005
10/18/2018		0.0056			<0.005	
2/25/2019					<0.005	
2/27/2019						0.001 (J)
2/28/2019		0.0058	<0.005			
4/1/2019			0.00028 (J)			
4/2/2019	0.00032 (J)	0.0057			0.0003 (J)	0.00024 (J)
9/23/2019	0.0012 (J)					
9/25/2019		0.0058	0.00085 (J)			
9/26/2019					0.00074 (J)	0.0008 (J)
2/18/2020	0.0019 (J)					
2/20/2020		0.0067			0.00042 (J)	
2/24/2020			0.00039 (J)			<0.005
3/19/2020	<0.005		0.00036 (J)		<0.005	<0.005
3/23/2020		0.0049 (J)				
5/22/2020				0.001 (J)		
6/23/2020				<0.005		
7/28/2020				0.0011 (J)		
9/2/2020				<0.005		
9/23/2020	<0.005					
9/24/2020		0.006			<0.005	<0.005
9/25/2020			<0.005			

Confidence Interval

Constituent: Arsenic (mg/L) Analysis Run 5/23/2022 10:22 AM View: Appendix IV

Plant Bowen Client: Southern Company Data: Bowen AP-1

	BGWA-6	BGWC-10	BGWC-12	BGWC-14A	BGWC-16	BGWC-17
10/1/2020				<0.005		
11/10/2020				<0.005		
12/15/2020				<0.005		
1/20/2021				<0.005		
2/18/2021	0.0011 (J)	0.0054		<0.005	<0.005	<0.005
2/19/2021			0.0011 (J)			
3/24/2021			0.002 (J)	0.002 (J)	0.0013 (J)	0.0017 (J)
3/30/2021		0.0053				
3/31/2021	<0.005					
8/16/2021	<0.005					
8/18/2021		0.0083	0.0039 (J)	0.0034 (J)	<0.005	
8/19/2021						0.0014 (J)
2/9/2022	<0.005			<0.005		
2/11/2022		0.0094	<0.005		<0.005	<0.005
Mean	0.003471	0.00659	0.00263	0.003958	0.0032	0.003462
Std. Dev.	0.001995	0.001543	0.002044	0.001645	0.002142	0.002028
Upper Lim.	0.005	0.007442	0.005	0.005	0.005	0.005
Lower Lim.	0.0011	0.005739	0.00085	0.0011	0.00074	0.001

Confidence Interval

Constituent: Arsenic (mg/L) Analysis Run 5/23/2022 10:22 AM View: Appendix IV

Plant Bowen Client: Southern Company Data: Bowen AP-1

	BGWC-18	BGWC-19	BGWC-20	BGWC-21	BGWC-22	BGWC-23
6/8/2016	<0.005	0.00046 (J)	0.0011 (J)	0.0015	0.0012 (J)	
6/9/2016						0.0012 (J)
8/12/2016	<0.005	0.0008 (J)	0.0017 (J)			
8/18/2016				<0.005	0.0022 (J)	0.003 (J)
10/7/2016	<0.005	<0.005				
10/10/2016			<0.005	<0.005	0.002 (J)	0.0021 (J)
12/6/2016	<0.005					
12/7/2016		<0.005	<0.005			0.0023 (J)
12/8/2016				<0.005	<0.005	
2/16/2017	<0.005	<0.005				
2/17/2017			<0.005	<0.005	0.0023 (J)	
2/20/2017						0.0025 (J)
4/19/2017	0.0013 (J)	0.0015 (J)	0.002 (J)	0.002 (J)		0.0032 (J)
4/20/2017					0.0028 (J)	
6/1/2017	0.0005 (J)	0.0008 (J)	0.0017 (J)	0.0011 (J)		
6/5/2017					0.0035 (J)	0.0043 (J)
7/14/2017	<0.005	0.0006 (J)				
7/17/2017						0.0017 (J)
7/18/2017			0.0018 (J)	0.0015 (J)		
7/19/2017					0.0028 (J)	
3/27/2018	0.00066 (J)	0.00082 (J)				
3/28/2018			0.0018 (J)	0.0012 (J)		
3/29/2018					0.0037 (J)	0.0028 (J)
6/13/2018			0.0015 (J)			0.0019 (J)
6/14/2018	<0.005			0.00087 (J)	0.0027 (J)	
6/15/2018		0.00074 (J)				
10/18/2018	<0.005					
10/19/2018		<0.005		0.00059 (J)		
10/22/2018			<0.005		0.0016 (J)	0.0015 (J)
2/27/2019	0.00083 (J)		0.0014 (J)			
3/1/2019		<0.005			0.0011 (J)	0.0023 (J)
4/2/2019	0.00015 (J)					
4/3/2019		0.00017 (J)	0.00027 (J)	0.00038 (J)	0.0021 (J)	0.00093 (J)
9/26/2019	0.00046 (J)	0.00067 (J)	0.00087 (J)			
9/27/2019					0.0013 (J)	0.00096 (J)
9/30/2019				<0.005		
2/24/2020	<0.005	<0.005	0.00057 (J)			
2/25/2020					0.0014 (J)	0.0012 (J)
2/26/2020				0.00047 (J)		
3/20/2020	<0.005	<0.005		<0.005	0.0015 (J)	
3/23/2020			<0.005			0.0027 (J)
9/24/2020	<0.005			<0.005	0.0019 (J)	0.001 (J)
9/28/2020		<0.005	<0.005			
2/18/2021	<0.005	<0.005	0.0016 (J)			
2/19/2021				0.00079 (J)	0.0039 (J)	0.0049 (J)
3/24/2021	0.0014 (J)					
3/26/2021		<0.005				<0.005
3/29/2021			<0.005	<0.005	<0.005	
8/19/2021	0.002 (J)					
8/20/2021		<0.005	<0.005	<0.005		
8/23/2021					0.0036 (J)	0.0043 (J)
2/14/2022						0.0065

Confidence Interval

Constituent: Arsenic (mg/L) Analysis Run 5/23/2022 10:22 AM View: Appendix IV

Plant Bowen Client: Southern Company Data: Bowen AP-1

	BGWC-18	BGWC-19	BGWC-20	BGWC-21	BGWC-22	BGWC-23
2/15/2022					0.007	
2/16/2022	<0.005	0.0022 (J)	0.0031 (J)	0.002 (J)		
Mean	0.003443	0.003036	0.002829	0.00287	0.00279	0.00268
Std. Dev.	0.002066	0.002145	0.001829	0.00202	0.001514	0.001539
Upper Lim.	0.005	0.005	0.005	0.005	0.003625	0.00353
Lower Lim.	0.00083	0.00074	0.0014	0.00087	0.001956	0.001831

Confidence Interval

Constituent: Arsenic (mg/L) Analysis Run 5/23/2022 10:22 AM View: Appendix IV

Plant Bowen Client: Southern Company Data: Bowen AP-1

	BGWC-24	BGWC-25	BGWC-30	BGWC-31	BGWC-32	BGWC-34D
6/8/2016		0.0037				
6/9/2016	0.0016					
8/15/2016		0.003 (J)				
8/18/2016	0.0054					
10/10/2016	0.0079	0.0026 (J)				
12/7/2016	0.0121					
12/8/2016		<0.005				
1/23/2017			<0.005			
2/7/2017			<0.005			
2/20/2017	0.0063	0.0029 (J)				
3/27/2017			0.0019 (J)			
4/17/2017			0.0017 (J)			
4/19/2017	0.0051					
4/20/2017		0.0024 (J)				
5/22/2017			0.0034 (J)			
6/1/2017		0.0025 (J)				
6/5/2017	0.0072		0.0039 (J)			
7/11/2017			0.0016 (J)			
7/17/2017	0.0031 (J)	0.0021 (J)				
8/23/2017			0.001 (J)			
3/26/2018			0.0015 (J)			
3/28/2018		0.0019 (J)				
3/29/2018	0.0075 (J)					
6/13/2018	0.0045 (J)					
6/14/2018		0.0022 (J)				
6/15/2018			0.00089 (J)			
10/18/2018				0.0034 (J)		
10/19/2018						0.013
10/22/2018	0.0027 (J)	0.0026 (J)	0.00064 (J)		0.00076 (J)	
1/14/2019						0.017
3/1/2019	0.0032 (J)	0.0022 (J)	<0.005			
3/4/2019						0.02
4/2/2019			0.00024 (J)			
4/3/2019	0.0019 (J)					
4/4/2019		0.0016 (J)		0.0036 (J)		0.015
4/5/2019					0.00093 (J)	
9/24/2019				0.0055		0.016
9/26/2019					0.0018 (J)	
9/27/2019			0.00042 (J)			
9/30/2019	0.0027 (J)	0.002 (J)				
2/26/2020	0.0013 (J)	0.0018 (J)	0.00053 (J)	0.0037 (J)		
2/27/2020					0.00081 (J)	0.017
3/23/2020			<0.005	0.0054		
3/24/2020		0.0013 (J)			0.0017 (J)	0.02
3/25/2020	<0.005					
9/25/2020	0.0023 (J)		<0.005		0.00093 (J)	
9/28/2020		0.0028 (J)		0.0044 (J)		0.018
2/19/2021	0.0054					0.015
2/22/2021				0.0049 (J)		
2/23/2021		0.004 (J)			0.0032 (J)	
3/8/2021			<0.005			
3/25/2021			0.0015 (J)			

Confidence Interval

Constituent: Arsenic (mg/L) Analysis Run 5/23/2022 10:22 AM View: Appendix IV

Plant Bowen Client: Southern Company Data: Bowen AP-1

	BGWC-24	BGWC-25	BGWC-30	BGWC-31	BGWC-32	BGWC-34D
3/26/2021	<0.005	0.0025 (J)				
3/29/2021				0.0038 (J)		
3/30/2021					<0.005	0.016
8/19/2021		0.0019 (J)	<0.005			
8/20/2021				0.0054		
8/23/2021	0.0032 (J)					
8/24/2021						0.017
8/25/2021					0.0029 (J)	
2/14/2022			<0.005			
2/15/2022	0.0073					
2/16/2022		0.0055		0.007	0.0041 (J)	0.02
Mean	0.004795	0.00269	0.00282	0.00471	0.002213	0.017
Std. Dev.	0.00264	0.001067	0.00195	0.001143	0.001512	0.002216
Upper Lim.	0.006252	0.00317	0.005	0.005729	0.003562	0.01874
Lower Lim.	0.003339	0.002093	0.00089	0.003691	0.0008638	0.01526

Confidence Interval

Constituent: Arsenic (mg/L) Analysis Run 5/23/2022 10:22 AM View: Appendix IV

Plant Bowen Client: Southern Company Data: Bowen AP-1

	BGWC-35D	BGWC-36D	BGWC-37D	BGWC-38D	BGWC-39	BGWC-40
10/17/2018		0.00082 (J)				
10/22/2018	0.0019 (J)					
4/2/2019		0.00039 (J)				
4/4/2019	0.0018 (J)					
9/26/2019	0.0035 (J)					
9/27/2019		0.00064 (J)				
2/25/2020	0.0013 (J)		0.04			
2/26/2020		<0.005				
2/27/2020				0.0021 (J)	0.00055 (J)	
2/28/2020						0.00062 (J)
3/23/2020		<0.005				
3/24/2020			0.028	0.0054	<0.005	
3/25/2020	0.00046 (J)					0.00051 (J)
9/2/2020				0.0012 (J)		
9/25/2020	0.0021 (J)		0.033			
9/28/2020		<0.005				
9/29/2020					<0.005	<0.005
2/22/2021	0.0034 (J)		0.019		0.0026 (J)	0.0024 (J)
3/8/2021		0.00096 (J)				
3/9/2021				0.0021 (J)		
3/25/2021		0.0021 (J)				
3/26/2021	0.002 (J)		0.013			
3/29/2021				0.0019 (J)		
3/30/2021						<0.005
3/31/2021					<0.005	
8/19/2021				<0.005		
8/20/2021	0.0021 (J)		0.014			
8/23/2021		0.0018 (J)				
8/24/2021					0.0028 (J)	0.0021 (J)
2/14/2022		<0.005		0.0036 (J)		
2/16/2022					0.0052	0.0032 (J)
2/17/2022	0.0065		0.011			
Mean	0.002506	0.002671	0.02257	0.003043	0.003736	0.00269
Std. Dev.	0.001661	0.002067	0.01121	0.001642	0.001791	0.001844
Upper Lim.	0.003818	0.001616	0.03588	0.004993	0.0052	0.003007
Lower Lim.	0.001143	0.0005729	0.009258	0.001092	0.00055	0.0005247

Confidence Interval

Constituent: Arsenic (mg/L) Analysis Run 5/23/2022 10:22 AM View: Appendix IV

Plant Bowen Client: Southern Company Data: Bowen AP-1

	BGWC-41D	BGWC-42D	BGWC-43D	BGWC-44D	BGWC-7	BGWC-8
6/7/2016						0.00018 (J)
6/8/2016					0.0024	
8/10/2016						<0.005
8/11/2016					0.0024 (J)	
10/4/2016						<0.005
10/6/2016					<0.005	
12/2/2016						<0.005
12/6/2016					<0.005	
2/14/2017						<0.005
2/15/2017					0.003 (J)	
4/14/2017						0.0007 (J)
4/18/2017					0.0029 (J)	
5/26/2017						0.0008 (J)
6/2/2017					0.0031 (J)	
7/10/2017						0.0011 (J)
7/14/2017					0.0017 (J)	
3/26/2018						0.0009 (J)
3/27/2018					0.0028 (J)	
6/12/2018						0.00065 (J)
6/13/2018					0.0023 (J)	
10/16/2018						0.00064 (J)
10/18/2018					0.0015 (J)	
2/25/2019						<0.005
2/28/2019					0.0011 (J)	
4/1/2019						0.00041 (J)
4/2/2019					0.0016 (J)	
9/24/2019					0.0031 (J)	0.00047 (J)
2/19/2020						0.0011 (J)
2/21/2020					0.0018 (J)	
3/18/2020						0.00042 (J)
3/19/2020					0.0018 (J)	
9/2/2020	0.00092 (J)					
9/3/2020		0.0023 (J)	0.00099 (J)	0.0033 (J)		
9/23/2020						<0.005
9/25/2020					0.0025 (J)	
2/16/2021						<0.005
2/18/2021				0.0078	0.0026 (J)	
2/22/2021	0.0033 (J)	0.0068				
3/8/2021			0.0013 (J)			
3/24/2021						0.0012 (J)
3/29/2021			0.001 (J)			
3/30/2021					0.0017 (J)	
3/31/2021	0.0017 (J)			0.0043 (J)		
4/1/2021		0.002 (J)				
8/18/2021				0.0019 (J)		0.0014 (J)
8/19/2021					0.0045 (J)	
8/20/2021		0.0064				
8/23/2021			0.0022 (J)			
8/24/2021	0.0027 (J)					
2/9/2022				0.0062		
2/10/2022						<0.005
2/11/2022					0.0022 (J)	

Confidence Interval

Constituent: Arsenic (mg/L) Analysis Run 5/23/2022 10:22 AM View: Appendix IV

Plant Bowen Client: Southern Company Data: Bowen AP-1

	BGWC-41D	BGWC-42D	BGWC-43D	BGWC-44D	BGWC-7	BGWC-8
2/15/2022	0.0062		0.0048 (J)			
2/17/2022		0.009				
Mean	0.002964	0.0053	0.002058	0.0047	0.002619	0.00238
Std. Dev.	0.002027	0.003043	0.00161	0.002336	0.001087	0.002125
Upper Lim.	0.00636	0.0104	0.004869	0.008614	0.003218	0.005
Lower Lim.	-0.0004321	0.0002008	0.0002673	0.0007863	0.00202	0.00064

Confidence Interval

Constituent: Arsenic (mg/L) Analysis Run 5/23/2022 10:22 AM View: Appendix IV

Plant Bowen Client: Southern Company Data: Bowen AP-1

	BGWC-9	BGWC-51	BGWC-52
6/6/2016	0.0022		
8/11/2016	0.0028 (J)		
10/5/2016	0.002 (J)		
12/5/2016	<0.005		
2/15/2017	0.0033 (J)		
4/17/2017	0.0028 (J)		
5/26/2017	0.0035 (J)		
7/11/2017	0.0033 (J)		
3/27/2018	0.0021 (J)		
6/12/2018	0.0015 (J)		
10/17/2018	0.0035 (J)		
4/1/2019	0.0026 (J)		
9/24/2019	0.0033 (J)		
2/20/2020	0.0019 (J)		
3/19/2020	0.0014 (J)		
9/24/2020	0.0021 (J)		
1/28/2021		0.0012 (J)	0.00099 (J)
2/17/2021	0.0019 (J)		
2/23/2021		0.0048 (J)	0.0028 (J)
3/24/2021	0.0025 (J)		
3/30/2021		0.0065 (J)	0.001 (J)
8/18/2021	0.0025 (J)		
8/23/2021		0.0033 (J)	0.002 (J)
2/10/2022	0.0018 (J)		
2/14/2022		<0.005	<0.005
Mean	0.0026	0.00416	0.002358
Std. Dev.	0.0008657	0.002006	0.00166
Upper Lim.	0.003092	0.006957	0.002967
Lower Lim.	0.002108	0.0006034	0.0004285

Confidence Interval

Constituent: Barium (mg/L) Analysis Run 5/23/2022 10:22 AM View: Appendix IV

Plant Bowen Client: Southern Company Data: Bowen AP-1

	BGWA-6	BGWC-10	BGWC-12	BGWC-14A	BGWC-16	BGWC-17
6/6/2016	0.015					
6/7/2016		0.091	0.027		0.027	0.017
8/10/2016	0.0142					
8/11/2016					0.0292	0.0152
8/12/2016			0.026			
8/16/2016		0.0667				
10/4/2016	0.0137					
10/6/2016			0.0308			
10/7/2016		0.0631			0.0295	0.0225
12/1/2016	0.0144					
12/5/2016			0.0258			
12/6/2016		0.0659			0.0367	0.0171
2/14/2017	0.0114					
2/15/2017			0.029			
2/16/2017		0.0621			0.0315	0.0187
4/13/2017	0.0115					
4/18/2017		0.0545	0.0294		0.0272	
4/19/2017						0.0183
5/25/2017	0.0122					
5/30/2017					0.0316	0.0179
6/2/2017		0.0555	0.0354			
7/7/2017	0.012					
7/12/2017		0.0572				
7/13/2017			0.0329			
7/14/2017					0.029	0.0191
3/27/2018		0.051			0.027	0.015
3/28/2018			0.034			
6/12/2018					0.029	
6/14/2018		0.053	0.032			0.016
10/16/2018	0.011					
10/17/2018			0.033			0.015
10/18/2018		0.053			0.026	
2/25/2019					0.028	
2/27/2019						0.014
2/28/2019		0.053	0.033			
4/1/2019			0.023			
4/2/2019	0.011	0.045			0.025	0.015
9/23/2019	0.012					
9/25/2019		0.047	0.035			
9/26/2019					0.031	0.023
2/18/2020	0.012					
2/20/2020		0.049			0.026	
2/24/2020			0.033			0.014
3/19/2020	0.013		0.034		0.027	0.017
3/23/2020		0.042				
5/22/2020				0.036		
6/23/2020				0.029		
7/28/2020				0.049		
9/2/2020				0.04		
9/23/2020	0.01					
9/24/2020		0.041			0.028	0.022
9/25/2020			0.038			

Confidence Interval

Constituent: Barium (mg/L) Analysis Run 5/23/2022 10:22 AM View: Appendix IV

Plant Bowen Client: Southern Company Data: Bowen AP-1

	BGWA-6	BGWC-10	BGWC-12	BGWC-14A	BGWC-16	BGWC-17
10/1/2020				0.039		
11/10/2020				0.037		
12/15/2020				0.042		
1/20/2021				0.042		
2/18/2021	0.012	0.039		0.036	0.028	0.017
2/19/2021			0.043			
3/24/2021			0.039	0.032	0.028	0.018
3/30/2021		0.041				
3/31/2021	0.052					
8/16/2021	0.044					
8/18/2021		0.036	0.042	0.04	0.027	
8/19/2021						0.015
2/9/2022	0.043			0.022		
2/11/2022		0.044	0.043		0.03	0.015
Mean	0.01802	0.05286	0.03325	0.037	0.02865	0.01723
Std. Dev.	0.0132	0.01246	0.005586	0.006954	0.002572	0.002676
Upper Lim.	0.015	0.05973	0.03633	0.04246	0.03007	0.0187
Lower Lim.	0.0114	0.04599	0.03017	0.03154	0.02723	0.01575

Confidence Interval

Constituent: Barium (mg/L) Analysis Run 5/23/2022 10:22 AM View: Appendix IV

Plant Bowen Client: Southern Company Data: Bowen AP-1

	BGWC-18	BGWC-19	BGWC-20	BGWC-21	BGWC-22	BGWC-23
6/8/2016	0.039	0.036	0.036	0.054	0.092	
6/9/2016						0.11
8/12/2016	0.031	0.0412	0.0283			
8/18/2016				0.0479	0.0953	0.0893
10/7/2016	0.0427	0.0427				
10/10/2016			0.0288	0.0433	0.0954	0.0839
12/6/2016	0.0398					
12/7/2016		0.0338	0.0279			0.0912
12/8/2016				0.0474	0.0991	
2/16/2017	0.0309	0.0407				
2/17/2017			0.0316	0.0483	0.0927	
2/20/2017						0.0813
4/19/2017	0.0325	0.042	0.0367	0.0486		0.087
4/20/2017					0.086	
6/1/2017	0.0331	0.0341	0.0361	0.0468		
6/5/2017					0.0875	0.084
7/14/2017	0.0349	0.0405				
7/17/2017						0.0809
7/18/2017			0.0346	0.0494		
7/19/2017					0.0877	
3/27/2018	0.027	0.029				
3/28/2018			0.03	0.043		
3/29/2018					0.088	0.085
6/13/2018			0.031			0.091
6/14/2018	0.032			0.042	0.093	
6/15/2018		0.032				
10/18/2018	0.033					
10/19/2018		0.037		0.038		
10/22/2018			0.03		0.088	0.087
2/27/2019	0.027		0.032			
3/1/2019		0.028			0.087	0.097
4/2/2019	0.028					
4/3/2019		0.033	0.029	0.033	0.082	0.087
9/26/2019	0.042	0.049	0.032			
9/27/2019					0.095	0.11
9/30/2019				0.036		
2/24/2020	0.028	0.024	0.033			
2/25/2020					0.062	0.12
2/26/2020				0.024		
3/20/2020	0.031	0.034		0.03	0.075	
3/23/2020			0.032			0.11
9/24/2020	0.031			0.031	0.093	0.12
9/28/2020		0.03	0.032			
2/18/2021	0.034	0.026	0.039			
2/19/2021				0.03	0.086	0.12
3/24/2021	0.031					
3/26/2021		0.028				0.12
3/29/2021			0.033	0.025	0.079	
8/19/2021	0.029					
8/20/2021		0.035	0.034	0.024		
8/23/2021					0.073	0.11
2/14/2022						0.11

Confidence Interval

Constituent: Barium (mg/L) Analysis Run 5/23/2022 10:22 AM View: Appendix IV

Plant Bowen Client: Southern Company Data: Bowen AP-1

	BGWC-18	BGWC-19	BGWC-20	BGWC-21	BGWC-22	BGWC-23
2/15/2022					0.074	
2/16/2022	0.032	0.036	0.035	0.028		
Mean	0.0328	0.03486	0.03248	0.03849	0.08622	0.09879
Std. Dev.	0.004592	0.006278	0.002998	0.009732	0.009204	0.01468
Upper Lim.	0.03534	0.03832	0.03413	0.04401	0.0913	0.11
Lower Lim.	0.03027	0.03139	0.03082	0.03296	0.08115	0.085

Confidence Interval

Constituent: Barium (mg/L) Analysis Run 5/23/2022 10:22 AM View: Appendix IV

Plant Bowen Client: Southern Company Data: Bowen AP-1

	BGWC-24	BGWC-25	BGWC-30	BGWC-31	BGWC-32	BGWC-34D
6/8/2016		0.038				
6/9/2016	0.14					
8/15/2016		0.0321				
8/18/2016	0.113					
10/10/2016	0.0888	0.0283				
12/7/2016	0.0289					
12/8/2016		0.0294				
1/23/2017			0.237			
2/7/2017			0.191			
2/20/2017	0.0999	0.0275				
3/27/2017			0.197			
4/17/2017			0.192			
4/19/2017	0.114					
4/20/2017		0.0279				
5/22/2017			0.197			
6/1/2017		0.0313				
6/5/2017	0.135		0.201			
7/11/2017			0.179			
7/17/2017	0.134	0.0251				
8/23/2017			0.15			
3/26/2018			0.1			
3/28/2018		0.018				
3/29/2018	0.08					
6/13/2018	0.1					
6/14/2018		0.019				
6/15/2018			0.087			
10/18/2018				0.055		
10/19/2018						0.038
10/22/2018	0.1	0.018	0.1		0.096	
3/1/2019	0.12	0.021	0.078			
4/2/2019			0.075			
4/3/2019	0.095					
4/4/2019		0.016		0.032		0.031
4/5/2019					0.085	
9/24/2019				0.038		0.036
9/26/2019					0.12	
9/27/2019			0.08			
9/30/2019	0.098	0.016				
2/26/2020	0.1	0.015	0.062	0.033		
2/27/2020					0.092	0.036
3/23/2020			0.075	0.038		
3/24/2020		0.015			0.094	0.043
3/25/2020	0.096					
9/25/2020	0.088		0.07		0.14	
9/28/2020		0.016		0.038		0.042
2/19/2021	0.081					0.053
2/22/2021				0.041		
2/23/2021		0.019			0.13	
3/8/2021			0.074			
3/25/2021			0.06			
3/26/2021	0.075	0.018				
3/29/2021				0.039		

Confidence Interval

Constituent: Barium (mg/L) Analysis Run 5/23/2022 10:22 AM View: Appendix IV

Plant Bowen Client: Southern Company Data: Bowen AP-1

	BGWC-24	BGWC-25	BGWC-30	BGWC-31	BGWC-32	BGWC-34D
3/30/2021					0.13	0.048
8/19/2021		0.019	0.094			
8/20/2021				0.041		
8/23/2021	0.077					
8/24/2021						0.048
8/25/2021					0.099	
2/14/2022			0.072			
2/15/2022	0.077					
2/16/2022		0.019		0.042	0.096	0.052
Mean	0.09717	0.02231	0.1224	0.0397	0.1082	0.0427
Std. Dev.	0.02489	0.006718	0.05935	0.00629	0.01968	0.007439
Upper Lim.	0.1109	0.02602	0.192	0.04506	0.1258	0.04934
Lower Lim.	0.08344	0.01861	0.074	0.03429	0.09064	0.03606

Confidence Interval

Constituent: Barium (mg/L) Analysis Run 5/23/2022 10:22 AM View: Appendix IV

Plant Bowen Client: Southern Company Data: Bowen AP-1

	BGWC-35D	BGWC-36D	BGWC-37D	BGWC-38D	BGWC-39	BGWC-40
10/17/2018		0.11				
10/22/2018	0.065					
4/2/2019		0.074				
4/4/2019	0.071					
9/26/2019	0.085					
9/27/2019		0.084				
2/25/2020	0.099		0.12			
2/26/2020		0.064				
2/27/2020				0.24	0.06	
2/28/2020						0.045
3/23/2020		0.062				
3/24/2020			0.1	0.17	0.04	
3/25/2020	0.12					0.048
9/2/2020				0.19		
9/25/2020	0.11		0.1			
9/28/2020		0.067				
9/29/2020					0.096	0.047
2/22/2021	0.091		0.09		0.054	0.061
3/8/2021		0.073				
3/9/2021				0.096		
3/25/2021		0.073				
3/26/2021	0.07		0.089			
3/29/2021				0.082		
3/30/2021						0.06
3/31/2021					0.06	
8/19/2021				0.14		
8/20/2021	0.069		0.09			
8/23/2021		0.066				
8/24/2021					0.065	0.053
2/14/2022		0.064		0.15		
2/16/2022					0.067	0.055
2/17/2022	0.071		0.087			
Mean	0.0851	0.0737	0.09657	0.1526	0.06314	0.05271
Std. Dev.	0.01931	0.01435	0.0116	0.0543	0.01701	0.006343
Upper Lim.	0.1023	0.084	0.12	0.2171	0.08335	0.06025
Lower Lim.	0.06787	0.064	0.087	0.08807	0.04293	0.04518

Confidence Interval

Constituent: Barium (mg/L) Analysis Run 5/23/2022 10:22 AM View: Appendix IV

Plant Bowen Client: Southern Company Data: Bowen AP-1

	BGWC-41D	BGWC-42D	BGWC-43D	BGWC-44D	BGWC-7	BGWC-8
6/7/2016						0.0051
6/8/2016					0.048	
8/10/2016						0.0264
8/11/2016					0.0428	
10/4/2016						0.0316
10/6/2016					0.0404	
12/2/2016						0.026
12/6/2016					0.0385	
2/14/2017						0.0299
2/15/2017					0.039	
4/14/2017						0.0275
4/18/2017					0.0392	
5/26/2017						0.0328
6/2/2017					0.0407	
7/10/2017						0.0305
7/14/2017					0.0394	
3/26/2018						0.029
3/27/2018					0.039	
6/12/2018						0.031
6/13/2018					0.038	
10/16/2018						0.034
10/18/2018					0.037	
2/25/2019						0.03
2/28/2019					0.041	
4/1/2019						0.025
4/2/2019					0.031	
9/24/2019					0.035	0.03
2/19/2020						0.032
2/21/2020					0.03	
3/18/2020						0.028
3/19/2020					0.031	
9/2/2020	0.046					
9/3/2020		0.087	0.083	0.02		
9/23/2020						0.029
9/25/2020					0.03	
2/16/2021						0.028
2/18/2021				0.026	0.031	
2/22/2021	0.053	0.13				
3/8/2021			0.068			
3/24/2021						0.027
3/29/2021			0.065			
3/30/2021					0.035	
3/31/2021	0.058			0.025		
4/1/2021		0.058				
8/18/2021				0.021		0.029
8/19/2021					0.028	
8/20/2021		0.12				
8/23/2021			0.07			
8/24/2021	0.06					
2/9/2022				0.023		
2/10/2022						0.027
2/11/2022					0.029	

Confidence Interval

Constituent: Barium (mg/L) Analysis Run 5/23/2022 10:22 AM View: Appendix IV

Plant Bowen Client: Southern Company Data: Bowen AP-1

	BGWC-41D	BGWC-42D	BGWC-43D	BGWC-44D	BGWC-7	BGWC-8
2/15/2022	0.063		0.076			
2/17/2022		0.12				
Mean	0.056	0.103	0.0724	0.023	0.03633	0.02804
Std. Dev.	0.006671	0.02995	0.007162	0.00255	0.005326	0.005745
Upper Lim.	0.06718	0.1532	0.0844	0.02727	0.03927	0.0306
Lower Lim.	0.04482	0.05281	0.0604	0.01873	0.0334	0.02697

Confidence Interval

Constituent: Barium (mg/L) Analysis Run 5/23/2022 10:22 AM View: Appendix IV

Plant Bowen Client: Southern Company Data: Bowen AP-1

	BGWC-9	BGWC-51	BGWC-52
6/6/2016	0.034		
8/11/2016	0.0305		
10/5/2016	0.0289		
12/5/2016	0.0269		
2/15/2017	0.0299		
4/17/2017	0.0318		
5/26/2017	0.0341		
7/11/2017	0.0355		
3/27/2018	0.026		
6/12/2018	0.024		
10/17/2018	0.037		
4/1/2019	0.027		
9/24/2019	0.035		
2/20/2020	0.025		
3/19/2020	0.028		
9/24/2020	0.031		
1/28/2021		0.061	0.076
2/17/2021	0.03		
2/23/2021		0.054	0.095
3/24/2021	0.026		
3/30/2021		0.051	0.084
8/18/2021	0.025		
8/23/2021		0.044	0.063
2/10/2022	0.026		
2/14/2022		0.011	0.029
Mean	0.02958	0.0442	0.0694
Std. Dev.	0.003946	0.01954	0.02542
Upper Lim.	0.03182	0.07694	0.112
Lower Lim.	0.02734	0.01146	0.0268

Confidence Interval

Constituent: Beryllium (mg/L) Analysis Run 5/23/2022 10:22 AM View: Appendix IV

Plant Bowen Client: Southern Company Data: Bowen AP-1

	BGWC-12	BGWC-16	BGWC-17	BGWC-18	BGWC-19	BGWC-22
6/7/2016	<0.0005	<0.0005	<0.0005			
6/8/2016				<0.0005	<0.0005	<0.0005
8/11/2016		<0.0005	<0.0005			
8/12/2016	<0.0005			<0.0005	<0.0005	
8/18/2016						<0.0005
10/6/2016	<0.0005					
10/7/2016		<0.0005	<0.0005	<0.0005	<0.0005	
10/10/2016						<0.0005
12/5/2016	<0.0005					
12/6/2016		<0.0005	<0.0005	<0.0005		
12/7/2016					<0.0005	
12/8/2016						<0.0005
2/15/2017	<0.0005					
2/16/2017		<0.0005	<0.0005	<0.0005	<0.0005	
2/17/2017						<0.0005
4/18/2017	<0.0005	<0.0005				
4/19/2017			<0.0005	<0.0005	8E-05 (J)	
4/20/2017						<0.0005
5/30/2017		<0.0005	<0.0005			
6/1/2017				9E-05 (J)	7E-05 (J)	
6/2/2017	<0.0005					
6/5/2017						<0.0005
7/13/2017	<0.0005					
7/14/2017		<0.0005	<0.0005	<0.0005	<0.0005	
7/19/2017						<0.0005
3/27/2018		<0.0005	<0.0005	<0.0005	<0.0005	
3/28/2018	<0.0005					
3/29/2018						<0.0005
2/25/2019		8.7E-05 (J)				
2/27/2019			<0.0005	0.00011 (J)		
2/28/2019	7.6E-05 (J)					
3/1/2019					<0.0005	0.00012 (J)
4/1/2019	<0.0005					
4/2/2019		6.3E-05 (J)	<0.0005	5.2E-05 (J)		
4/3/2019					<0.0005	6.7E-05 (J)
9/25/2019	<0.0005					
9/26/2019		8E-05 (J)	<0.0005	<0.0005	<0.0005	
9/27/2019						9.9E-05 (J)
2/20/2020		0.00012 (J)				
2/24/2020	<0.0005		<0.0005	<0.0005	<0.0005	
2/25/2020						9.3E-05 (J)
3/19/2020	<0.0005	0.00012 (J)	<0.0005			
3/20/2020				7.6E-05 (J)	<0.0005	8.8E-05 (J)
9/24/2020		0.00011 (J)	5.4E-05 (J)	<0.0005		0.00012 (J)
9/25/2020	<0.0005					
9/28/2020					8.8E-05 (J)	
2/18/2021		0.00013 (J)	6.5E-05 (J)	6.8E-05 (J)	5.2E-05 (J)	
2/19/2021	4.6E-05 (J)					0.00013 (J)
3/24/2021	<0.0005	0.00014 (J)	<0.0005	6.1E-05 (J)		
3/26/2021					5.5E-05 (J)	
3/29/2021						0.00011 (J)
8/18/2021	<0.0005	0.00013 (J)				

Confidence Interval

Constituent: Beryllium (mg/L) Analysis Run 5/23/2022 10:22 AM View: Appendix IV

Plant Bowen Client: Southern Company Data: Bowen AP-1

	BGWC-12	BGWC-16	BGWC-17	BGWC-18	BGWC-19	BGWC-22
8/19/2021			6.1E-05 (J)	<0.0005		
8/20/2021					8.7E-05 (J)	
8/23/2021						0.00011 (J)
2/11/2022	<0.0005	0.00013 (J)	<0.0005			
2/15/2022						0.00012 (J)
2/16/2022				6.3E-05 (J)	0.0001 (J)	
Mean	0.0004538	0.0002953	0.0004305	0.0003432	0.0003438	0.0002925
Std. Dev.	0.0001385	0.0002004	0.0001648	0.0002113	0.0002104	0.0002027
Upper Lim.	0.0005	0.0005	0.0005	0.0005	0.0005	0.0005
Lower Lim.	7.6E-05	0.00011	6.5E-05	6.8E-05	8E-05	9.9E-05

Confidence Interval

Constituent: Beryllium (mg/L) Analysis Run 5/23/2022 10:23 AM View: Appendix IV

Plant Bowen Client: Southern Company Data: Bowen AP-1

	BGWC-23	BGWC-24	BGWC-36D	BGWC-38D	BGWC-39	BGWC-51
6/9/2016	<0.0005	<0.0005				
8/18/2016	<0.0005	<0.0005				
10/10/2016	<0.0005	<0.0005				
12/7/2016	<0.0005	<0.0005				
2/20/2017	<0.0005	<0.0005				
4/19/2017	<0.0005	<0.0005				
6/5/2017	<0.0005	<0.0005				
7/17/2017	<0.0005	<0.0005				
3/29/2018	<0.0005	<0.0005				
3/1/2019	<0.0005	<0.0005				
4/2/2019			7E-05 (J)			
4/3/2019	<0.0005	<0.0005				
9/27/2019	<0.0005		<0.0005			
9/30/2019		9.3E-05 (J)				
2/25/2020	<0.0005					
2/26/2020		0.0001 (J)	<0.0005			
2/27/2020				8.8E-05 (J)	<0.0005	
3/23/2020	<0.0005		<0.0005			
3/24/2020				<0.0005	7.9E-05 (J)	
3/25/2020		0.0001 (J)				
9/2/2020				6E-05 (J)		
9/24/2020	5.4E-05 (J)					
9/25/2020		0.00013 (J)				
9/28/2020			<0.0005			
9/29/2020					<0.0005	
1/28/2021						8.3E-05 (J)
2/19/2021	<0.0005	0.00018 (J)				
2/22/2021					<0.0005	
2/23/2021						0.00011 (J)
3/8/2021			<0.0005			
3/9/2021				<0.0005		
3/25/2021			<0.0005			
3/26/2021	<0.0005	<0.0005				
3/29/2021				<0.0005		
3/30/2021						0.00021 (J)
3/31/2021					<0.0005	
8/19/2021				5.9E-05 (J)		
8/23/2021	<0.0005	0.00017 (J)	<0.0005			0.00013 (J)
8/24/2021					<0.0005	
2/14/2022	<0.0005		<0.0005	<0.0005		7E-05 (J)
2/15/2022		0.00027 (J)				
2/16/2022					<0.0005	
Mean	0.0004765	0.0003707	0.0004522	0.0003153	0.0004399	0.0001206
Std. Dev.	0.0001023	0.0001778	0.0001433	0.0002306	0.0001591	5.515E-05
Upper Lim.	0.0005	0.0005	0.0005	0.0005	0.0005	0.000213
Lower Lim.	5.4E-05	0.00013	7E-05	5.9E-05	7.9E-05	2.818E-05

Confidence Interval

Constituent: Beryllium (mg/L) Analysis Run 5/23/2022 10:23 AM View: Appendix IV

Plant Bowen Client: Southern Company Data: Bowen AP-1

	BGWC-52
1/28/2021	<0.0005
2/23/2021	<0.0005
3/30/2021	5.2E-05 (J)
8/23/2021	<0.0005
2/14/2022	<0.0005
Mean	0.0004104
Std. Dev.	0.0002004
Upper Lim.	0.0005
Lower Lim.	5.2E-05

Confidence Interval

Constituent: Cadmium (mg/L) Analysis Run 5/23/2022 10:23 AM View: Appendix IV

Plant Bowen Client: Southern Company Data: Bowen AP-1

	BGWC-14A	BGWC-16	BGWC-17	BGWC-18	BGWC-19	BGWC-20
6/7/2016		0.0011 (J)	<0.0005			
6/8/2016				0.00063 (J)	<0.0005	<0.0005
8/11/2016		0.0011	0.0001 (J)			
8/12/2016				0.0004 (J)	<0.0005	<0.0005
10/7/2016		0.0012	0.0002 (J)	0.0008 (J)	0.0001 (J)	
10/10/2016						<0.0005
12/6/2016		0.0012	0.0001 (J)	0.0006 (J)		
12/7/2016					<0.0005	<0.0005
2/16/2017		0.0015	0.0001 (J)	0.0002 (J)	<0.0005	
2/17/2017						8E-05 (J)
4/18/2017		0.0012				
4/19/2017			0.0001 (J)	9E-05 (J)	<0.0005	<0.0005
5/30/2017		0.0011	0.0002 (J)			
6/1/2017				0.0003 (J)	0.0001 (J)	<0.0005
7/14/2017		0.0012	0.0002 (J)	0.0002 (J)	<0.0005	
7/18/2017						<0.0005
3/27/2018		0.0013	<0.0005	<0.0005	<0.0005	
3/28/2018						<0.0005
6/12/2018		0.0011				
6/13/2018						<0.0005
6/14/2018			0.00015 (J)	<0.0005		
6/15/2018					<0.0005	
10/17/2018			<0.0005			
10/18/2018		0.0012		0.00032 (J)		
10/19/2018					<0.0005	
10/22/2018						<0.0005
2/25/2019		0.0016				
2/27/2019			<0.0005	<0.0005		<0.0005
3/1/2019					<0.0005	
4/2/2019		0.0014	<0.0005	7.3E-05 (J)		
4/3/2019					<0.0005	<0.0005
9/26/2019		0.0017 (J)	0.00015 (J)	<0.0005	0.0002 (J)	<0.0005
2/20/2020		0.0019 (J)				
2/24/2020			<0.0005	0.00024 (J)	<0.0005	<0.0005
3/19/2020		0.0017 (J)	<0.0005			
3/20/2020				<0.0005	<0.0005	
3/23/2020						<0.0005
5/22/2020	<0.0005					
6/23/2020	<0.0005					
7/28/2020	<0.0005					
9/2/2020	0.00014 (J)					
9/24/2020		0.0018 (J)	0.00024 (J)	<0.0005		
9/28/2020					<0.0005	<0.0005
10/1/2020	0.00019 (J)					
11/10/2020	0.00019 (J)					
12/15/2020	0.00017					
1/20/2021	<0.0005					
2/18/2021	<0.0005	0.0018	<0.0005	<0.0005	<0.0005	<0.0005
3/24/2021	0.00016 (J)	0.0018	<0.0005	<0.0005		
3/26/2021					<0.0005	
3/29/2021						<0.0005
8/18/2021	0.00021 (J)	0.0018				

Confidence Interval

Constituent: Cadmium (mg/L) Analysis Run 5/23/2022 10:23 AM View: Appendix IV

Plant Bowen Client: Southern Company Data: Bowen AP-1

	BGWC-14A	BGWC-16	BGWC-17	BGWC-18	BGWC-19	BGWC-20
8/19/2021			0.00017 (J)	<0.0005		
8/20/2021					<0.0005	<0.0005
2/9/2022	0.00021 (J)					
2/11/2022		0.0019	0.00016 (J)			
2/16/2022				<0.0005	<0.0005	<0.0005
Mean	0.0003142	0.001457	0.0003033	0.0004216	0.0004476	0.00048
Std. Dev.	0.0001652	0.0003059	0.0001782	0.0001828	0.0001327	9.165E-05
Upper Lim.	0.0005	0.0018	0.0005	0.0003881	0.0005	0.0005
Lower Lim.	0.00016	0.0012	0.00015	0.0001705	0.0002	8E-05

Confidence Interval

Constituent: Cadmium (mg/L) Analysis Run 5/23/2022 10:23 AM View: Appendix IV

Plant Bowen Client: Southern Company Data: Bowen AP-1

	BGWC-22	BGWC-23	BGWC-24	BGWC-30	BGWC-38D	BGWC-39
6/8/2016	<0.0005					
6/9/2016		<0.0005	0.00052 (J)			
8/18/2016	<0.0005	<0.0005	0.0009 (J)			
10/10/2016	<0.0005	<0.0005	0.0017			
12/7/2016		<0.0005	0.0004 (J)			
12/8/2016	0.0002 (J)					
1/23/2017				0.0003 (J)		
2/7/2017				0.0006 (J)		
2/17/2017	<0.0005					
2/20/2017		<0.0005	0.0028			
3/27/2017				0.0003 (J)		
4/17/2017				0.0002 (J)		
4/19/2017		<0.0005	0.0035			
4/20/2017	<0.0005					
5/22/2017				0.0003 (J)		
6/5/2017	<0.0005	<0.0005	0.0035	0.0003 (J)		
7/11/2017				0.0005 (J)		
7/17/2017		<0.0005	0.0037			
7/19/2017	<0.0005					
8/23/2017				0.0004 (J)		
3/26/2018				<0.0005		
3/29/2018	<0.0005	<0.0005	0.0063			
6/13/2018		<0.0005	0.0053			
6/14/2018	<0.0005					
6/15/2018				0.0002 (J)		
10/22/2018	<0.0005	<0.0005	0.0053	<0.0005		
3/1/2019	0.00013 (J)	0.00019 (J)	0.0058	<0.0005		
4/2/2019				7.9E-05 (J)		
4/3/2019	<0.0005	<0.0005	0.0053			
9/27/2019	<0.0005	<0.0005		<0.0005		
9/30/2019			0.0075			
2/25/2020	<0.0005	<0.0005				
2/26/2020			0.0064	<0.0005		
2/27/2020					0.00081 (J)	<0.0005
3/20/2020	<0.0005					
3/23/2020		<0.0005		<0.0005		
3/24/2020					<0.0005	<0.0005
3/25/2020			0.0082			
9/2/2020					0.00032 (J)	
9/24/2020	0.00033 (J)	<0.0005				
9/25/2020			0.0081	<0.0005		
9/29/2020						0.0002 (J)
2/19/2021	0.00038 (J)	<0.0005	0.0068			
2/22/2021						0.00014 (J)
3/8/2021				<0.0005		
3/9/2021					<0.0005	
3/25/2021				<0.0005		
3/26/2021		<0.0005	0.0062			
3/29/2021	<0.0005				<0.0005	
3/31/2021						0.00018 (J)
8/19/2021				<0.0005	<0.0005	
8/23/2021	0.00019 (J)	<0.0005	0.0039			

Confidence Interval

Constituent: Cadmium (mg/L) Analysis Run 5/23/2022 10:23 AM View: Appendix IV

Plant Bowen Client: Southern Company Data: Bowen AP-1

	BGWC-22	BGWC-23	BGWC-24	BGWC-30	BGWC-38D	BGWC-39
8/24/2021						0.00031 (J)
2/14/2022		<0.0005		<0.0005	<0.0005	
2/15/2022	0.0002 (J)		0.0042			
2/16/2022						0.00012 (J)
Mean	0.0004252	0.0004852	0.004587	0.0004133	0.0005186	0.0002786
Std. Dev.	0.0001302	6.765E-05	0.002383	0.0001377	0.000145	0.0001629
Upper Lim.	0.0005	0.0005	0.005901	0.0005	0.00081	0.0002665
Lower Lim.	0.00033	0.00019	0.003272	0.0003	0.00032	0.0001178

Confidence Interval

Constituent: Cadmium (mg/L) Analysis Run 5/23/2022 10:23 AM View: Appendix IV

Plant Bowen Client: Southern Company Data: Bowen AP-1

	BGWC-43D	BGWC-51	BGWC-52
9/3/2020	0.0011 (J)		
1/28/2021		0.00031 (J)	0.00025 (J)
2/23/2021		0.00043 (J)	<0.0005
3/8/2021	0.0003 (J)		
3/29/2021	0.00019 (J)		
3/30/2021		0.0007	0.00018 (J)
8/23/2021	0.00036 (J)	0.00043 (J)	0.00018 (J)
2/14/2022		<0.0005	<0.0005
2/15/2022	0.0015		
Mean	0.00069	0.000474	0.000322
Std. Dev.	0.0005778	0.0001436	0.000165
Upper Lim.	0.001658	0.0006694	0.0005
Lower Lim.	-0.0002781	0.0001706	0.00018

Confidence Interval

Constituent: Chromium (mg/L) Analysis Run 5/23/2022 10:23 AM View: Appendix IV

Plant Bowen Client: Southern Company Data: Bowen AP-1

	BGWA-6	BGWC-10	BGWC-12	BGWC-14A	BGWC-16	BGWC-17
6/6/2016	<0.005					
6/7/2016		<0.005	<0.005		<0.005	<0.005
8/10/2016	0.0044 (J)					
8/11/2016					<0.005	<0.005
8/12/2016			<0.005			
8/16/2016		<0.005				
10/4/2016	<0.005					
10/6/2016			<0.005			
10/7/2016		<0.005			<0.005	<0.005
12/1/2016	<0.005					
12/5/2016			<0.005			
12/6/2016		<0.005			<0.005	<0.005
2/14/2017	<0.005					
2/15/2017			<0.005			
2/16/2017		<0.005			<0.005	<0.005
4/13/2017	<0.005					
4/18/2017		<0.005	<0.005		<0.005	
4/19/2017						<0.005
5/25/2017	<0.005					
5/30/2017					<0.005	<0.005
6/2/2017		<0.005	0.0003 (J)			
7/7/2017	<0.005					
7/12/2017		<0.005				
7/13/2017			<0.005			
7/14/2017					<0.005	<0.005
3/27/2018		<0.005			<0.005	<0.005
3/28/2018			<0.005			
2/25/2019					<0.005	
2/27/2019						<0.005
2/28/2019		<0.005	<0.005			
4/1/2019			<0.005			
4/2/2019	<0.005	<0.005			<0.005	0.00044 (J)
9/23/2019	<0.005					
9/25/2019		<0.005	0.00055 (J)			
9/26/2019					<0.005	<0.005
2/18/2020	<0.005					
2/20/2020		<0.005			<0.005	
2/24/2020			<0.005			<0.005
3/19/2020	0.0015 (J)		0.0004 (J)		0.00071 (J)	0.00039 (J)
3/23/2020		0.0011 (J)				
5/22/2020				<0.005		
6/23/2020				<0.005		
7/28/2020				<0.005		
9/2/2020				<0.005		
9/23/2020	<0.005					
9/24/2020		<0.005			<0.005	<0.005
9/25/2020			0.00058 (J)			
10/1/2020				<0.005		
11/10/2020				<0.005		
12/15/2020				<0.005		
1/20/2021				<0.005		
2/18/2021	<0.005	<0.005		0.026	0.0019 (J)	<0.005

Confidence Interval

Constituent: Chromium (mg/L) Analysis Run 5/23/2022 10:23 AM View: Appendix IV

Plant Bowen Client: Southern Company Data: Bowen AP-1

	BGWA-6	BGWC-10	BGWC-12	BGWC-14A	BGWC-16	BGWC-17
2/19/2021			<0.005			
3/24/2021			0.00079 (J)	<0.005	<0.005	<0.005
3/30/2021		<0.005				
3/31/2021	<0.005					
8/16/2021	<0.005					
8/18/2021		<0.005	<0.005	<0.005	<0.005	
8/19/2021						<0.005
2/9/2022	<0.005			<0.005		
2/11/2022		<0.005	<0.005		<0.005	<0.005
Mean	0.004759	0.004795	0.003822	0.00675	0.004611	0.004517
Std. Dev.	0.0008522	0.0008947	0.002027	0.006062	0.001182	0.001446
Upper Lim.	0.005	0.005	0.005	0.026	0.005	0.005
Lower Lim.	0.0044	0.0011	0.00058	0.005	0.0019	0.00044

Confidence Interval

Constituent: Chromium (mg/L) Analysis Run 5/23/2022 10:23 AM View: Appendix IV

Plant Bowen Client: Southern Company Data: Bowen AP-1

	BGWC-18	BGWC-20	BGWC-21	BGWC-23	BGWC-24	BGWC-25
6/8/2016	<0.005	<0.005	<0.005			<0.005
6/9/2016				<0.005	<0.005	
8/12/2016	<0.005	<0.005				
8/15/2016						<0.005
8/18/2016			<0.005	<0.005	<0.005	
10/7/2016	0.0011 (J)					
10/10/2016		<0.005	<0.005	<0.005	0.0009 (J)	<0.005
12/6/2016	<0.005					
12/7/2016		<0.005		0.002 (J)	<0.005	
12/8/2016			<0.005			<0.005
2/16/2017	<0.005					
2/17/2017		<0.005	<0.005			
2/20/2017				<0.005	<0.005	<0.005
4/19/2017	<0.005	<0.005	<0.005	<0.005	<0.005	
4/20/2017						<0.005
6/1/2017	<0.005	<0.005	<0.005			<0.005
6/5/2017				<0.005	<0.005	
7/14/2017	<0.005					
7/17/2017				<0.005	<0.005	<0.005
7/18/2017		<0.005	<0.005			
3/27/2018	<0.005					
3/28/2018		<0.005	<0.005			<0.005
3/29/2018				<0.005	<0.005	
2/27/2019	<0.005	0.0048 (J)				
3/1/2019				0.0033 (J)	<0.005	<0.005
4/2/2019	<0.005					
4/3/2019		0.00088 (J)	<0.005	0.00057 (J)	<0.005	
4/4/2019						<0.005
9/26/2019	<0.005	0.0022 (J)				
9/27/2019				<0.005		
9/30/2019			<0.005		<0.005	0.0021 (J)
2/24/2020	<0.005	0.00096 (J)				
2/25/2020				<0.005		
2/26/2020			<0.005		0.00051 (J)	<0.005
3/20/2020	0.00046 (J)		0.00041 (J)			
3/23/2020		0.00091 (J)		0.00043 (J)		
3/24/2020						<0.005
3/25/2020					<0.005	
9/24/2020	<0.005		<0.005	<0.005		
9/25/2020					0.00058 (J)	
9/28/2020		0.0028 (J)				<0.005
2/18/2021	<0.005	0.00078 (J)				
2/19/2021			<0.005	<0.005	<0.005	
2/23/2021						<0.005
3/24/2021	0.00065 (J)					
3/26/2021				<0.005	<0.005	<0.005
3/29/2021		0.0011 (J)	0.0025 (J)			
8/19/2021	<0.005					<0.005
8/20/2021		<0.005	<0.005			
8/23/2021				0.0015 (J)	<0.005	
2/14/2022				<0.005		
2/15/2022					<0.005	

Confidence Interval

Constituent: Chromium (mg/L) Analysis Run 5/23/2022 10:23 AM View: Appendix IV

Plant Bowen Client: Southern Company Data: Bowen AP-1

	BGWC-18	BGWC-20	BGWC-21	BGWC-23	BGWC-24	BGWC-25
2/16/2022	<0.005	<0.005	<0.005			<0.005
Mean	0.004327	0.003654	0.004606	0.004095	0.004315	0.004847
Std. Dev.	0.001601	0.001846	0.001201	0.001651	0.001626	0.0006653
Upper Lim.	0.005	0.005	0.005	0.005	0.005	0.005
Lower Lim.	0.0011	0.00096	0.0025	0.002	0.0009	0.0021

Confidence Interval

Constituent: Chromium (mg/L) Analysis Run 5/23/2022 10:23 AM View: Appendix IV

Plant Bowen Client: Southern Company Data: Bowen AP-1

	BGWC-30	BGWC-31	BGWC-32	BGWC-35D	BGWC-36D	BGWC-37D
1/23/2017	0.001 (J)					
2/7/2017	<0.005					
3/27/2017	<0.005					
4/17/2017	<0.005					
5/22/2017	0.0004 (J)					
6/5/2017	0.0004 (J)					
7/11/2017	0.0012 (J)					
8/23/2017	0.0009 (J)					
3/26/2018	<0.005					
3/1/2019	<0.005					
4/2/2019	0.00095 (J)				0.001 (J)	
4/4/2019		<0.005		0.0011 (J)		
4/5/2019			<0.005			
9/24/2019		0.00064 (J)				
9/26/2019			0.00062 (J)	0.00067 (J)		
9/27/2019	0.00056 (J)				0.0006 (J)	
2/25/2020				<0.005		<0.005
2/26/2020	0.00073 (J)	<0.005			<0.005	
2/27/2020			0.00072 (J)			
3/23/2020	0.00098 (J)	0.0011 (J)			<0.005	
3/24/2020			0.0012 (J)			0.00068 (J)
3/25/2020				<0.005		
9/25/2020	0.00087 (J)		0.00057 (J)	0.00072 (J)		0.00068 (J)
9/28/2020		0.00056 (J)			<0.005	
2/22/2021		<0.005		<0.005		<0.005
2/23/2021			<0.005			
3/8/2021	0.0011 (J)				0.00057 (J)	
3/25/2021	0.00082 (J)				0.00057 (J)	
3/26/2021				<0.005		<0.005
3/29/2021		<0.005				
3/30/2021			<0.005			
8/19/2021	<0.005					
8/20/2021		<0.005		<0.005		<0.005
8/23/2021					<0.005	
8/25/2021			0.0043 (J)			
2/14/2022	0.0014 (J)				<0.005	
2/16/2022		<0.005	<0.005			
2/17/2022				<0.005		<0.005
Mean	0.002174	0.003589	0.003046	0.00361	0.003082	0.003766
Std. Dev.	0.001987	0.002122	0.00217	0.002088	0.002278	0.002108
Upper Lim.	0.005	0.005	0.005	0.005	0.005	0.005
Lower Lim.	0.00073	0.00056	0.00057	0.00067	0.00057	0.00068

Confidence Interval

Constituent: Chromium (mg/L) Analysis Run 5/23/2022 10:23 AM View: Appendix IV

Plant Bowen Client: Southern Company Data: Bowen AP-1

	BGWC-38D	BGWC-39	BGWC-40	BGWC-41D	BGWC-42D	BGWC-43D
2/27/2020	0.0031 (J)	<0.005				
2/28/2020			0.00043 (J)			
3/24/2020	0.00042 (J)	0.001 (J)				
3/25/2020			0.00058 (J)			
9/2/2020	<0.005			<0.005		
9/3/2020					<0.005	<0.005
9/29/2020		<0.005	0.00082 (J)			
2/22/2021		<0.005	<0.005	<0.005	0.0011 (J)	
3/8/2021						<0.005
3/9/2021	<0.005					
3/29/2021	<0.005					<0.005
3/30/2021			0.00081 (J)			
3/31/2021		<0.005		0.00068 (J)		
4/1/2021					0.00062 (J)	
8/19/2021	<0.005					
8/20/2021					<0.005	
8/23/2021						<0.005
8/24/2021		<0.005	<0.005	<0.005		
2/14/2022	<0.005					
2/15/2022				<0.005		0.0024 (J)
2/16/2022		<0.005	0.0011 (J)			
2/17/2022					<0.005	
Mean	0.004074	0.004429	0.001963	0.004136	0.003344	0.00448
Std. Dev.	0.00176	0.001512	0.002085	0.001932	0.002274	0.001163
Upper Lim.	0.005	0.005	0.005	0.005	0.005	0.005
Lower Lim.	0.00042	0.001	0.00043	0.00068	0.00062	0.0024

Confidence Interval

Constituent: Chromium (mg/L) Analysis Run 5/23/2022 10:23 AM View: Appendix IV

Plant Bowen Client: Southern Company Data: Bowen AP-1

	BGWC-44D	BGWC-7	BGWC-8	BGWC-9	BGWC-51	BGWC-52
6/6/2016				<0.005		
6/7/2016			<0.005			
6/8/2016		<0.005				
8/10/2016			0.0052 (J)			
8/11/2016		<0.005		<0.005		
10/4/2016			0.0015 (J)			
10/5/2016				0.002 (J)		
10/6/2016		<0.005				
12/2/2016			0.0013 (J)			
12/5/2016				<0.005		
12/6/2016		<0.005				
2/14/2017			<0.005			
2/15/2017		<0.005		<0.005		
4/14/2017			0.0011 (J)			
4/17/2017				<0.005		
4/18/2017		<0.005				
5/26/2017			0.0008 (J)	<0.005		
6/2/2017		<0.005				
7/10/2017			0.0009 (J)			
7/11/2017				<0.005		
7/14/2017		<0.005				
3/26/2018			<0.005			
3/27/2018		<0.005		<0.005		
2/25/2019			<0.005			
2/28/2019		<0.005				
4/1/2019			0.00091 (J)	<0.005		
4/2/2019		<0.005				
9/24/2019		0.00055 (J)	0.063	<0.005		
2/19/2020			0.0011 (J)			
2/20/2020				<0.005		
2/21/2020		<0.005				
3/18/2020			0.0014 (J)			
3/19/2020		0.00061 (J)		<0.005		
9/3/2020	<0.005					
9/23/2020			0.0013 (J)			
9/24/2020				<0.005		
9/25/2020		<0.005				
1/28/2021					<0.005	<0.005
2/16/2021			0.001 (J)			
2/17/2021				<0.005		
2/18/2021	0.00093 (J)	<0.005				
2/23/2021					0.0006 (J)	<0.005
3/24/2021			0.0013 (J)	<0.005		
3/30/2021		0.00095 (J)			<0.005	0.00061 (J)
3/31/2021	0.00094 (J)					
8/18/2021	<0.005		0.0012 (J)	<0.005		
8/19/2021		<0.005				
8/23/2021					<0.005	<0.005
2/9/2022	<0.005					
2/10/2022			0.0014 (J)	<0.005		
2/11/2022		<0.005				
2/14/2022					<0.005	0.0013 (J)

Confidence Interval

Constituent: Chromium (mg/L) Analysis Run 5/23/2022 10:23 AM View: Appendix IV

Plant Bowen Client: Southern Company Data: Bowen AP-1

	BGWC-44D	BGWC-7	BGWC-8	BGWC-9	BGWC-51	BGWC-52
Mean	0.003374	0.004322	0.005443	0.004833	0.00412	0.003382
Std. Dev.	0.002226	0.001611	0.01405	0.0007071	0.001968	0.002229
Upper Lim.	0.005	0.005	0.005	0.005	0.005	0.005
Lower Lim.	0.00093	0.00095	0.001	0.002	0.0006	0.00061

Confidence Interval

Constituent: Cobalt (mg/L) Analysis Run 5/23/2022 10:23 AM View: Appendix IV

Plant Bowen Client: Southern Company Data: Bowen AP-1

	BGWA-6	BGWC-10	BGWC-12	BGWC-14A	BGWC-16	BGWC-17
6/6/2016	<0.005					
6/7/2016		<0.005	<0.005		0.0037	<0.005
8/10/2016	0.0006 (J)					
8/11/2016					0.0039 (J)	<0.005
8/12/2016			<0.005			
8/16/2016		<0.005				
10/4/2016	<0.005					
10/6/2016			<0.005			
10/7/2016		<0.005			0.0043 (J)	<0.005
12/1/2016	<0.005					
12/5/2016			0.0006 (J)			
12/6/2016		<0.005			0.005 (J)	<0.005
2/14/2017	<0.005					
2/15/2017			<0.005			
2/16/2017		<0.005			0.0054 (J)	<0.005
4/13/2017	<0.005					
4/18/2017		<0.005	<0.005		0.0054 (J)	
4/19/2017						<0.005
5/25/2017	<0.005					
5/30/2017					0.0045 (J)	<0.005
6/2/2017		<0.005	<0.005			
7/7/2017	<0.005					
7/12/2017		<0.005				
7/13/2017			0.0003 (J)			
7/14/2017					0.0049 (J)	<0.005
3/27/2018		<0.005			<0.005	<0.005
3/28/2018			<0.005			
6/12/2018					0.0048 (J)	
6/14/2018		<0.005	<0.005			<0.005
10/16/2018	0.00094 (J)					
10/17/2018			<0.005			<0.005
10/18/2018		<0.005			0.0047 (J)	
2/25/2019					0.0071 (J)	
2/27/2019						<0.005
2/28/2019		<0.005	<0.005			
4/1/2019			0.00034 (J)			
4/2/2019	0.00016 (J)	0.00027 (J)			0.0056 (J)	0.00015 (J)
9/23/2019	0.00042 (J)					
9/25/2019		0.00056 (J)	0.0004 (J)			
9/26/2019					0.0093	<0.005
2/18/2020	0.00032 (J)					
2/20/2020		<0.005			0.0092	
2/24/2020			0.00034 (J)			<0.005
3/19/2020	<0.005		0.00035 (J)		0.0089	<0.005
3/23/2020		0.00031 (J)				
5/22/2020				0.00041 (J)		
6/23/2020				<0.005		
7/28/2020				<0.005		
9/2/2020				0.001 (J)		
9/23/2020	<0.005					
9/24/2020		<0.005			0.0095	<0.005
9/25/2020			0.00049 (J)			

Confidence Interval

Constituent: Cobalt (mg/L) Analysis Run 5/23/2022 10:23 AM View: Appendix IV

Plant Bowen Client: Southern Company Data: Bowen AP-1

	BGWA-6	BGWC-10	BGWC-12	BGWC-14A	BGWC-16	BGWC-17
10/1/2020				0.0018 (J)		
11/10/2020				0.0016 (J)		
12/15/2020				0.0018		
1/20/2021				0.0019 (J)		
2/18/2021	<0.005	<0.005		0.0013 (J)	0.0088	<0.005
2/19/2021			0.00066 (J)			
3/24/2021			0.00048 (J)	<0.005	0.0078	<0.005
3/30/2021		0.00052 (J)				
3/31/2021	0.00094 (J)					
8/16/2021	0.00052 (J)					
8/18/2021		0.00042 (J)	0.00085 (J)	0.0034 (J)	0.0098	
8/19/2021						<0.005
2/9/2022	0.0005 (J)			<0.005		
2/11/2022		0.00047 (J)	0.00057 (J)		0.0097	<0.005
Mean	0.003022	0.003693	0.002637	0.002767	0.006538	0.004769
Std. Dev.	0.002282	0.002119	0.002312	0.001788	0.002216	0.001058
Upper Lim.	0.005	0.005	0.005	0.002156	0.007564	0.005
Lower Lim.	0.0005	0.00052	0.0004	0.0008776	0.005193	0.00015

Confidence Interval

Constituent: Cobalt (mg/L) Analysis Run 5/23/2022 10:23 AM View: Appendix IV

Plant Bowen Client: Southern Company Data: Bowen AP-1

	BGWC-18	BGWC-19	BGWC-20	BGWC-21	BGWC-22	BGWC-23
6/8/2016	0.00071 (J)	<0.005	<0.005	0.00041 (J)	0.0079	
6/9/2016						<0.005
8/12/2016	0.0006 (J)	<0.005	<0.005			
8/18/2016				<0.005	0.0109	<0.005
10/7/2016	0.0005 (J)	<0.005				
10/10/2016			<0.005	<0.005	0.011	<0.005
12/6/2016	0.0009 (J)					
12/7/2016		<0.005	0.0008 (J)			0.0015 (J)
12/8/2016				0.0006 (J)	0.013	
2/16/2017	<0.005	<0.005				
2/17/2017			<0.005	<0.005	0.0122	
2/20/2017						<0.005
4/19/2017	<0.005	<0.005	<0.005	<0.005		<0.005
4/20/2017					0.0116	
6/1/2017	<0.005	<0.005	<0.005	<0.005		
6/5/2017					0.0112	<0.005
7/14/2017	<0.005	<0.005				
7/17/2017						<0.005
7/18/2017			<0.005	0.0004 (J)		
7/19/2017					0.0131	
3/27/2018	<0.005	<0.005				
3/28/2018			<0.005	<0.005		
3/29/2018					0.016	<0.005
6/13/2018			<0.005			<0.005
6/14/2018	<0.005			<0.005	0.017	
6/15/2018		<0.005				
10/18/2018	<0.005					
10/19/2018		<0.005		<0.005		
10/22/2018			<0.005		0.021	<0.005
2/27/2019	<0.005		<0.005			
3/1/2019		<0.005			0.017	<0.005
4/2/2019	0.00012 (J)					
4/3/2019		7.2E-05 (J)	0.00024 (J)	0.00064 (J)	0.019	0.00058 (J)
5/2/2019					0.023 (J)	
9/26/2019	<0.005	<0.005	<0.005			
9/27/2019					0.027	0.00034 (J)
9/30/2019				0.0004 (J)		
2/24/2020	<0.005	<0.005	<0.005			
2/25/2020					0.017	0.00046 (J)
2/26/2020				0.00037 (J)		
3/20/2020	<0.005	<0.005		<0.005	0.02	
3/23/2020			0.00036 (J)			0.0004 (J)
9/24/2020	<0.005			0.00098 (J)	0.041	<0.005
9/28/2020		<0.005	<0.005			
2/18/2021	<0.005	<0.005	<0.005			
2/19/2021				0.0013 (J)	0.032	0.00044 (J)
3/24/2021	<0.005					
3/26/2021		<0.005				<0.005
3/29/2021			<0.005	0.00069 (J)	0.029 (J)	
7/19/2021					0.039	<0.005
8/19/2021	<0.005					
8/20/2021		<0.005	<0.005	0.00058 (J)		

Confidence Interval

Constituent: Cobalt (mg/L) Analysis Run 5/23/2022 10:23 AM View: Appendix IV

Plant Bowen Client: Southern Company Data: Bowen AP-1

	BGWC-18	BGWC-19	BGWC-20	BGWC-21	BGWC-22	BGWC-23
8/23/2021					0.029	0.00047 (J)
11/1/2021					0.04	<0.005
2/14/2022						<0.005
2/15/2022					0.03	
2/16/2022	<0.005	<0.005	<0.005	0.0021 (J)		
Mean	0.003944	0.004765	0.004352	0.002673	0.02116	0.00366
Std. Dev.	0.00194	0.001075	0.001628	0.002192	0.009987	0.002081
Upper Lim.	0.005	0.005	0.005	0.005	0.02626	0.005
Lower Lim.	0.0009	7.2E-05	0.0008	0.00058	0.01607	0.00058

Confidence Interval

Constituent: Cobalt (mg/L) Analysis Run 5/23/2022 10:23 AM View: Appendix IV

Plant Bowen Client: Southern Company Data: Bowen AP-1

	BGWC-24	BGWC-25	BGWC-30	BGWC-31	BGWC-32	BGWC-34D
6/8/2016		<0.005				
6/9/2016	0.0026					
8/15/2016		<0.005				
8/18/2016	0.0021 (J)					
10/10/2016	0.0018 (J)	<0.005				
12/7/2016	0.0018 (J)					
12/8/2016		0.0006 (J)				
1/23/2017			0.0012 (J)			
2/7/2017			0.0008 (J)			
2/20/2017	0.0027 (J)	<0.005				
3/27/2017			0.001 (J)			
4/17/2017			0.0009 (J)			
4/19/2017	0.0032 (J)					
4/20/2017		<0.005				
5/22/2017			0.0008 (J)			
6/1/2017		<0.005				
6/5/2017	0.0034 (J)		0.0008 (J)			
7/11/2017			0.0008 (J)			
7/17/2017	0.0033 (J)	<0.005				
8/23/2017			0.0006 (J)			
3/26/2018			<0.005			
3/28/2018		<0.005				
3/29/2018	<0.005					
6/13/2018	0.0039 (J)					
6/14/2018		<0.005				
6/15/2018			<0.005			
10/18/2018				0.00079 (J)		
10/19/2018						0.0012 (J)
10/22/2018	0.0043 (J)	<0.005	<0.005		0.0037 (J)	
3/1/2019	0.0055 (J)	<0.005	<0.005			
4/2/2019			0.00022 (J)			
4/3/2019	0.0048 (J)					
4/4/2019		0.00022 (J)		0.00051 (J)		0.00042 (J)
4/5/2019					0.011	
5/3/2019					0.0078 (J)	
9/24/2019				0.00041 (J)		<0.005
9/26/2019					0.01	
9/27/2019			<0.005			
9/30/2019	0.0048 (J)	<0.005				
11/15/2019					0.0077	
2/26/2020	0.0045 (J)	<0.005	<0.005	0.00031 (J)		
2/27/2020					0.00095 (J)	<0.005
3/23/2020			<0.005	0.00036 (J)		
3/24/2020		<0.005			0.0037 (J)	0.00039 (J)
3/25/2020	0.0037 (J)					
9/25/2020	0.0038 (J)		<0.005		0.0081	
9/28/2020		<0.005		0.00046 (J)		0.00048 (J)
2/19/2021	0.0042 (J)					0.00057 (J)
2/22/2021				<0.005		
2/23/2021		<0.005			0.0062	
3/8/2021			<0.005			
3/25/2021			<0.005			

Confidence Interval

Constituent: Cobalt (mg/L) Analysis Run 5/23/2022 10:23 AM View: Appendix IV

Plant Bowen Client: Southern Company Data: Bowen AP-1

	BGWC-24	BGWC-25	BGWC-30	BGWC-31	BGWC-32	BGWC-34D
3/26/2021	<0.005	<0.005				
3/29/2021				<0.005		
3/30/2021					0.0014 (J)	0.00065 (J)
7/19/2021	0.0034 (J)					
7/20/2021			<0.005			
8/19/2021		<0.005	0.002 (J)			
8/20/2021				<0.005		
8/23/2021	0.0062					
8/24/2021						0.00085 (J)
8/25/2021					0.0018 (J)	
11/1/2021	0.0038 (J)		<0.005			
2/14/2022			<0.005			
2/15/2022	0.0037 (J)					
2/16/2022		<0.005		<0.005	<0.005	0.001 (J)
Mean	0.003804	0.004563	0.003223	0.002284	0.005612	0.001556
Std. Dev.	0.001147	0.001382	0.002093	0.002341	0.00338	0.001834
Upper Lim.	0.004404	0.005	0.005	0.005	0.008265	0.005
Lower Lim.	0.003205	0.0006	0.0009	0.00036	0.00296	0.00042

Confidence Interval

Constituent: Cobalt (mg/L) Analysis Run 5/23/2022 10:23 AM View: Appendix IV

Plant Bowen Client: Southern Company Data: Bowen AP-1

	BGWC-35D	BGWC-36D	BGWC-37D	BGWC-38D	BGWC-39	BGWC-40
10/17/2018		0.00057 (J)				
10/22/2018	<0.005					
4/2/2019		0.0011 (J)				
4/4/2019	0.0011 (J)					
9/26/2019	0.0019 (J)					
9/27/2019		0.0009 (J)				
12/13/2019					0.0033 (J)	
2/25/2020	0.0011 (J)		0.0015 (J)			
2/26/2020		0.00058 (J)				
2/27/2020				0.014	0.00047 (J)	
2/28/2020						0.00049 (J)
3/23/2020		0.00049 (J)				
3/24/2020			0.0019 (J)	0.0065	<0.005	
3/25/2020	0.00046 (J)					0.00056 (J)
9/2/2020				0.0043 (J)		
9/25/2020	0.00082 (J)		0.0011 (J)			
9/28/2020		0.00038 (J)				
9/29/2020					0.00061 (J)	0.00044 (J)
2/22/2021	0.0011 (J)		0.0007 (J)		<0.005	0.0006 (J)
3/8/2021		<0.005				
3/9/2021				0.0014 (J)		
3/25/2021		<0.005				
3/26/2021	0.0015 (J)		0.0011 (J)			
3/29/2021				0.0015 (J)		
3/30/2021						0.00052 (J)
3/31/2021					<0.005	
8/19/2021				0.004 (J)		
8/20/2021	0.0018 (J)		0.00088 (J)			
8/23/2021		<0.005				
8/24/2021					<0.005	0.00061 (J)
11/1/2021				0.0033 (J)		
2/14/2022		<0.005		0.0019 (J)		
2/16/2022					<0.005	0.00052 (J)
2/17/2022	0.0024 (J)		0.00056 (J)			
Mean	0.001718	0.002402	0.001106	0.004613	0.003672	0.0005343
Std. Dev.	0.001285	0.002245	0.0004654	0.004162	0.002021	6.051E-05
Upper Lim.	0.002652	0.005	0.001659	0.008377	0.005	0.0006062
Lower Lim.	0.0007457	0.00049	0.0005529	0.001205	0.00047	0.0004624

Confidence Interval

Constituent: Cobalt (mg/L) Analysis Run 5/23/2022 10:23 AM View: Appendix IV

Plant Bowen Client: Southern Company Data: Bowen AP-1

	BGWC-41D	BGWC-43D	BGWC-7	BGWC-8	BGWC-9	BGWC-52
6/6/2016					<0.005	
6/7/2016				0.00013 (J)		
6/8/2016			0.00081 (J)			
8/10/2016				0.0003 (J)		
8/11/2016			0.0007 (J)		0.0003 (J)	
10/4/2016				<0.005		
10/5/2016					<0.005	
10/6/2016			<0.005			
12/2/2016				<0.005		
12/5/2016					0.0006 (J)	
12/6/2016			0.0009 (J)			
2/14/2017				<0.005		
2/15/2017			<0.005		<0.005	
4/14/2017				<0.005		
4/17/2017					<0.005	
4/18/2017			0.0005 (J)			
5/26/2017				<0.005	<0.005	
6/2/2017			0.0006 (J)			
7/10/2017				<0.005		
7/11/2017					<0.005	
7/14/2017			0.0006 (J)			
3/26/2018				<0.005		
3/27/2018			<0.005		<0.005	
6/12/2018				<0.005	<0.005	
6/13/2018			0.00068 (J)			
10/16/2018				<0.005		
10/17/2018					<0.005	
10/18/2018			<0.005			
2/25/2019				<0.005		
2/28/2019			0.00067 (J)			
4/1/2019				5.6E-05 (J)	0.00024 (J)	
4/2/2019			0.00094 (J)			
9/24/2019			0.00078 (J)	0.0012 (J)	<0.005	
2/19/2020				<0.005		
2/20/2020					<0.005	
2/21/2020			0.00081 (J)			
3/18/2020				<0.005		
3/19/2020			0.00091 (J)		<0.005	
9/2/2020	0.00075 (J)					
9/3/2020		0.002 (J)				
9/23/2020				<0.005		
9/24/2020					<0.005	
9/25/2020			0.00077 (J)			
1/28/2021						0.0048 (J)
2/16/2021				<0.005		
2/17/2021					<0.005	
2/18/2021			0.00074 (J)			
2/22/2021	0.00053 (J)					
2/23/2021						0.0033 (J)
3/8/2021		0.0043 (J)				
3/24/2021				<0.005	<0.005	
3/29/2021		0.0057				

Confidence Interval

Constituent: Cobalt (mg/L) Analysis Run 5/23/2022 10:23 AM View: Appendix IV

Plant Bowen Client: Southern Company Data: Bowen AP-1

	BGWC-41D	BGWC-43D	BGWC-7	BGWC-8	BGWC-9	BGWC-52
3/30/2021			0.00085 (J)			0.0031 (J)
3/31/2021	<0.005					
7/20/2021		0.0057				
8/18/2021				<0.005	<0.005	
8/19/2021			0.0008 (J)			
8/23/2021		0.0051				0.0036 (J)
8/24/2021	0.00044 (J)					
2/10/2022				<0.005	<0.005	
2/11/2022			0.00068 (J)			
2/14/2022						0.00044 (J)
2/15/2022	<0.005	0.0038 (J)				
Mean	0.002344	0.004433	0.001559	0.004128	0.004307	0.003048
Std. Dev.	0.002427	0.001414	0.001714	0.001854	0.001694	0.0016
Upper Lim.	0.005	0.006375	0.00094	0.005	0.005	0.005729
Lower Lim.	0.00044	0.002491	0.00068	0.0012	0.0006	0.0003666

Confidence Interval

Constituent: Combined Radium 226 + 228 (pCi/L) Analysis Run 5/23/2022 10:23 AM View: Appendix IV

Plant Bowen Client: Southern Company Data: Bowen AP-1

	BGWA-6	BGWC-10	BGWC-12	BGWC-14A	BGWC-16	BGWC-17
6/6/2016	0.239 (U)					
6/7/2016		0.616	0.024 (U)		0.284 (U)	0.135 (U)
8/10/2016	1.19					
8/11/2016					1.71	0.808
8/12/2016			0.849			
8/16/2016		1.08				
10/4/2016	0.231 (U)					
10/6/2016			1.57			
10/7/2016		2.82			0.485 (U)	0.874 (U)
12/1/2016	0.428 (U)					
12/5/2016			0.956			
12/6/2016		0.719 (U)			1.22	0.131 (U)
2/14/2017	0.36 (U)					
2/15/2017			0.229 (U)			
2/16/2017		0.966 (U)			0.19 (U)	0.471 (U)
4/13/2017	0.387 (U)					
4/18/2017		1.01 (U)	0.0114 (U)		0.52 (U)	
4/19/2017						0.65 (U)
5/25/2017	0.123 (U)					
5/30/2017					1.21 (U)	0.65 (U)
6/2/2017		1.13 (U)	0.375 (U)			
7/7/2017	0.876 (U)					
7/12/2017		1.29				
7/13/2017			0.636 (U)			
7/14/2017					0.526 (U)	0.592 (U)
3/27/2018		0.779 (U)			1.34	0.551 (U)
3/28/2018			0.36 (U)			
6/12/2018					0.732 (U)	
6/14/2018		1.22 (U)	0.316 (U)			0.638 (U)
10/16/2018	0.881 (U)					
10/17/2018			0.326 (U)			0.555 (U)
10/18/2018		0.841 (U)			0.522 (U)	
2/25/2019					1.08	
2/27/2019						1.57
2/28/2019		1.88	1.04			
4/1/2019			0.328 (U)			
4/2/2019	0.64 (U)	1.21 (U)			1.73	0.71 (U)
9/23/2019	1.13					
9/25/2019		0.816 (U)	0.649 (U)			
9/26/2019					1.45	1.17 (U)
2/18/2020	0.373 (U)					
2/20/2020		1.47 (U)			1.22 (U)	
2/24/2020			0.455 (U)			1.17
3/19/2020	0.431 (U)		0.838 (U)		1.63	0.626 (U)
3/23/2020		1.69				
5/22/2020				1.82		
6/23/2020				1.05 (U)		
7/28/2020				1.71		
9/2/2020				0.0158 (U)		
9/23/2020	0.293 (U)					
9/24/2020		1.19 (U)			0.469 (U)	0.594 (U)
9/25/2020			0.818 (U)			

Confidence Interval

Constituent: Combined Radium 226 + 228 (pCi/L) Analysis Run 5/23/2022 10:23 AM View: Appendix IV

Plant Bowen Client: Southern Company Data: Bowen AP-1

	BGWA-6	BGWC-10	BGWC-12	BGWC-14A	BGWC-16	BGWC-17
10/1/2020				1.19 (U)		
11/10/2020				0.675 (U)		
12/15/2020				1.26		
1/20/2021				0.701 (U)		
2/18/2021	0.232 (U)	1.52		1	0.721 (U)	0.723 (U)
2/19/2021			0.608 (U)			
3/24/2021			0.369 (U)	1.1 (U)	0.92 (U)	0.391 (U)
3/30/2021		1.51 (U)				
3/31/2021	0.301 (U)					
8/16/2021	0.813 (U)					
8/18/2021		1.26	0.19 (U)	0.721 (U)	1.05	
8/19/2021						0.742 (U)
2/9/2022	0.296 (U)			0.355 (U)		
2/11/2022		1.01 (U)	0.288 (U)		1.03	0.208 (U)
Mean	0.5124	1.239	0.535	0.9665	0.9542	0.6647
Std. Dev.	0.3264	0.4874	0.3766	0.5167	0.4698	0.3413
Upper Lim.	0.6652	1.457	0.7428	1.372	1.213	0.853
Lower Lim.	0.3048	0.9687	0.3273	0.5611	0.6951	0.4764

Confidence Interval

Constituent: Combined Radium 226 + 228 (pCi/L) Analysis Run 5/23/2022 10:23 AM View: Appendix IV

Plant Bowen Client: Southern Company Data: Bowen AP-1

	BGWC-18	BGWC-19	BGWC-20	BGWC-21	BGWC-22	BGWC-23
6/8/2016	0.406	0.264 (U)	0.863 (U)	0.573	1.53	
6/9/2016						0.704
8/12/2016	1.39	1.18	1.74			
8/18/2016				0.44 (U)	2.47	1.88
10/7/2016	0.451 (U)	1.97				
10/10/2016			0.944 (U)	0.933 (U)	2.11	1.48
12/6/2016	0.516 (U)					
12/7/2016		1.31 (U)	2.29			2.61
12/8/2016				1.02 (U)	2.64	
2/16/2017	0.172 (U)	0.35 (U)				
2/17/2017			1.35 (U)	0.193 (U)	1.34	
2/20/2017						0.884 (U)
4/19/2017	0.704 (U)	0.974 (U)	1.48	0.488 (U)		0.948 (U)
4/20/2017					2.35	
6/1/2017	0.493 (U)	0.332 (U)	1.61	0.837 (U)		
6/5/2017					1.6	1.33
7/14/2017	0.547 (U)	1.27				
7/17/2017						1.04
7/18/2017				0.498 (U)		
7/19/2017			1.626		1.76	
3/27/2018	0.569 (U)	0.169 (U)				
3/28/2018			0.97 (U)	0.864 (U)		
3/29/2018					2.43	1.65
6/13/2018			0.686 (U)			0.983 (U)
6/14/2018	0.989 (U)			0.583 (U)	2.14	
6/15/2018		0.625 (U)				
10/18/2018	0.875 (U)					
10/19/2018		0.784 (U)		0.982 (U)		
10/22/2018			0.559 (U)		1.43	1.21
2/27/2019	1.12		1.24			
3/1/2019		0.989 (U)			3.32	2.24
4/2/2019	0.814 (U)					
4/3/2019		0.98 (U)	0.567 (U)	0.532 (U)	2.48	2.86
9/26/2019	0.973 (U)	1.16	0.662 (U)			
9/27/2019					2.83	2.28
9/30/2019				1.16 (U)		
2/24/2020	1.07	1.19	1.38			
2/25/2020					1.7	2.49
2/26/2020				1.08 (U)		
3/20/2020	2.59	0.89 (U)		1.08 (U)	3.6	
3/23/2020			1.27 (U)			1.68
9/24/2020	0.789 (U)			0.157 (U)	4.18	0.56 (U)
9/28/2020		1.11 (U)	1.07 (U)			
2/18/2021	0.62 (U)	1.05 (U)	0.87 (U)			
2/19/2021				1 (U)	2.63	1.17 (U)
3/24/2021	1.21 (U)					
3/26/2021		0.848 (U)				1.04 (U)
3/29/2021			1.49	0.471 (U)	4.1	
8/19/2021	0.858 (U)					
8/20/2021		0.731 (U)	1.42	0.277 (U)		
8/23/2021					3.25	1.2 (U)
2/14/2022						0.563 (U)

Confidence Interval

Constituent: Combined Radium 226 + 228 (pCi/L) Analysis Run 5/23/2022 10:23 AM View: Appendix IV

Plant Bowen Client: Southern Company Data: Bowen AP-1

	BGWC-18	BGWC-19	BGWC-20	BGWC-21	BGWC-22	BGWC-23
2/15/2022					1.94	
2/16/2022	0.708 (U)	0.349 (U)	0.322 (U)	0.49 (U)		
Mean	0.8507	0.8821	1.162	0.6829	2.468	1.467
Std. Dev.	0.4965	0.4329	0.4778	0.3167	0.8368	0.6883
Upper Lim.	1.051	1.121	1.426	0.8627	2.93	1.846
Lower Lim.	0.574	0.6433	0.8988	0.5031	2.006	1.087

Confidence Interval

Constituent: Combined Radium 226 + 228 (pCi/L) Analysis Run 5/23/2022 10:23 AM View: Appendix IV

Plant Bowen Client: Southern Company Data: Bowen AP-1

	BGWC-24	BGWC-25	BGWC-30	BGWC-31	BGWC-32	BGWC-34D
6/8/2016		0.314 (U)				
6/9/2016	2.13					
8/15/2016		1.2				
8/18/2016	2.67					
10/10/2016	3.46	1.03 (U)				
12/7/2016	1.65					
12/8/2016		1.47 (U)				
1/23/2017			2.17			
2/7/2017			3			
2/20/2017	2.68	0.547 (U)				
4/17/2017			2.73			
4/19/2017	3.81					
4/20/2017		0.0595 (U)				
5/22/2017			3.15			
6/1/2017		0.67 (U)				
6/5/2017	2.86		0.86 (U)			
7/11/2017			1.87			
7/17/2017	2.87	1.25 (U)				
8/23/2017			3.39			
3/26/2018			1.61			
3/28/2018		0.507 (U)				
3/29/2018	2.79					
6/13/2018	2.19					
6/14/2018		0.721 (U)				
6/15/2018			0.815 (U)			
10/18/2018				0.96		
10/19/2018						2.28
10/22/2018	2.18	0.741 (U)	1.02 (U)		1.22 (U)	
3/1/2019	3.37	0.634 (U)	2.47			
4/2/2019			2.29			
4/3/2019	3.6					
4/4/2019		0.346 (U)		1.49		1.89
4/5/2019					2.2	
9/24/2019				1.68		3.98
9/26/2019					2.36	
9/27/2019			1.23 (U)			
9/30/2019	2.73	0.953 (U)				
2/26/2020	2.4	1.16	1.09 (U)	1.31		
2/27/2020					1.44	1.31
3/23/2020			1.42	2.39		
3/24/2020		0.899 (U)			1.25 (U)	2.56
3/25/2020	4.72					
9/25/2020	1.49		0.783 (U)		2.62	
9/28/2020		0.744 (U)		1.48		2.12
2/19/2021	1.07 (U)					2.23
2/22/2021				1.07 (U)		
2/23/2021		0.456 (U)			1.55	
3/8/2021			0.429 (U)			
3/25/2021			1.48			
3/26/2021	2.91	0.134 (U)				
3/29/2021				1.63		
3/30/2021					2.04	1.35 (U)

Confidence Interval

Constituent: Combined Radium 226 + 228 (pCi/L) Analysis Run 5/23/2022 10:23 AM View: Appendix IV

Plant Bowen Client: Southern Company Data: Bowen AP-1

	BGWC-24	BGWC-25	BGWC-30	BGWC-31	BGWC-32	BGWC-34D
8/19/2021		0.908 (U)	1.63			
8/20/2021				1.82		
8/23/2021	1.77 (U)					
8/24/2021						2.39
8/25/2021					0.784 (U)	
2/14/2022			0.744 (U)			
2/15/2022	14.2 (U)					
2/16/2022		0.189 (U)		1.02	1.16 (U)	2.24
Mean	3.217	0.7111	1.709	1.485	1.662	2.235
Std. Dev.	2.655	0.3877	0.8871	0.4327	0.6043	0.7415
Upper Lim.	3.631	0.9249	2.213	1.871	2.202	2.897
Lower Lim.	2.071	0.4972	1.205	1.099	1.123	1.573

Confidence Interval

Constituent: Combined Radium 226 + 228 (pCi/L) Analysis Run 5/23/2022 10:23 AM View: Appendix IV

Plant Bowen Client: Southern Company Data: Bowen AP-1

	BGWC-35D	BGWC-36D	BGWC-37D	BGWC-38D	BGWC-39	BGWC-40
10/17/2018		1.24				
10/22/2018	1.54					
4/2/2019		2.81				
4/4/2019	2.37					
9/26/2019	3.09					
9/27/2019		1.66				
2/25/2020	4.16		2.87			
2/26/2020		1.76				
2/27/2020				5.89	1.03 (U)	
2/28/2020						0.649 (U)
3/23/2020		2.75				
3/24/2020			2.8	5.9	1.35	
3/25/2020	2.81					0.848 (U)
9/2/2020				5.91		
9/25/2020	2.15		3.29			
9/28/2020		1.59				
9/29/2020					1.71	0.441 (U)
2/22/2021	2.03		1.73		1.65	1.31 (U)
3/8/2021		2.09				
3/9/2021				3.34		
3/25/2021		2.43				
3/26/2021	2.4		3.15			
3/29/2021				3.54		
3/30/2021						0.826 (U)
3/31/2021					0.251 (U)	
8/19/2021				4.63		
8/20/2021	2.53		3.01			
8/23/2021		0.857 (U)				
8/24/2021					0.432 (U)	0.21 (U)
2/14/2022		1.43		4.6		
2/16/2022					0.799	0.473 (U)
2/17/2022	1.88		2.41			
Mean	2.496	1.862	2.751	4.83	1.032	0.6796
Std. Dev.	0.7361	0.6473	0.5311	1.111	0.5726	0.3578
Upper Lim.	3.153	2.439	3.382	6.15	1.712	1.105
Lower Lim.	1.839	1.284	2.121	3.51	0.3516	0.2545

Confidence Interval

Constituent: Combined Radium 226 + 228 (pCi/L) Analysis Run 5/23/2022 10:23 AM View: Appendix IV

Plant Bowen Client: Southern Company Data: Bowen AP-1

	BGWC-41D	BGWC-42D	BGWC-43D	BGWC-44D	BGWC-7	BGWC-8
6/7/2016						0.0507 (U)
6/8/2016					0.854	
8/10/2016						0.862 (U)
8/11/2016					1.24	
10/4/2016						0.48 (U)
10/6/2016					2.43	
12/2/2016						0.219 (U)
12/6/2016					0.958 (U)	
2/14/2017						0.636 (U)
2/15/2017					1.18	
4/14/2017						0.13 (U)
4/18/2017					1.26	
5/26/2017						0.349 (U)
6/2/2017					1.24 (U)	
7/10/2017						0.565 (U)
7/14/2017					1.55	
3/26/2018						0.303 (U)
3/27/2018					2.15	
6/12/2018						0.494 (U)
6/13/2018					1.95	
10/16/2018						0.633 (U)
10/18/2018					1.1	
2/25/2019						1.03 (U)
2/28/2019					1.38	
4/1/2019						0.474 (U)
4/2/2019					1.57	
9/24/2019					1.85	1.69
2/19/2020						1.02 (U)
2/21/2020					2.02	
3/18/2020						0.987 (U)
3/19/2020					1.18 (U)	
9/2/2020	1.31 (U)					
9/3/2020		1.05 (U)	1.9	0.982 (U)		
9/23/2020						0.25 (U)
9/25/2020					1.64	
2/16/2021						0.709 (U)
2/18/2021				1.34	1.09	
2/22/2021	1.91	0.578 (U)				
3/8/2021			1.34			
3/24/2021						0.808 (U)
3/29/2021			1.62 (U)			
3/30/2021					1.41 (U)	
3/31/2021	1			0.517 (U)		
4/1/2021		0.461 (U)				
8/18/2021				0.886 (U)		0.192 (U)
8/19/2021					0.952 (U)	
8/20/2021		1.38				
8/23/2021			1.93			
8/24/2021	0.918 (U)					
2/9/2022				1.52		
2/10/2022						0.813
2/11/2022					1.26	

Confidence Interval

Constituent: Combined Radium 226 + 228 (pCi/L) Analysis Run 5/23/2022 10:23 AM View: Appendix IV

Plant Bowen Client: Southern Company Data: Bowen AP-1

	BGWC-41D	BGWC-42D	BGWC-43D	BGWC-44D	BGWC-7	BGWC-8
2/15/2022	0.765 (U)		0.96 (U)			
2/17/2022		0.51 (U)				
Mean	1.181	0.7958	1.55	1.049	1.441	0.6045
Std. Dev.	0.4536	0.4022	0.4074	0.3939	0.4274	0.3887
Upper Lim.	1.941	1.47	2.233	1.709	1.677	0.8189
Lower Lim.	0.4205	0.1218	0.8673	0.389	1.205	0.3901

Confidence Interval

Constituent: Combined Radium 226 + 228 (pCi/L) Analysis Run 5/23/2022 10:23 AM View: Appendix IV

Plant Bowen Client: Southern Company Data: Bowen AP-1

	BGWC-9	BGWC-51	BGWC-52
6/6/2016	0.488		
8/11/2016	0.639 (U)		
10/5/2016	0.945 (U)		
12/5/2016	2.2		
2/15/2017	0.74 (U)		
4/17/2017	0.764 (U)		
5/26/2017	0.245 (U)		
7/11/2017	0.502 (U)		
3/27/2018	0.745 (U)		
6/12/2018	0.319 (U)		
10/17/2018	0.319 (U)		
4/1/2019	0.225 (U)		
9/24/2019	1.65		
2/20/2020	0.921 (U)		
3/19/2020	1.94		
9/24/2020	0.9 (U)		
1/28/2021		0.444 (U)	1.59
2/17/2021	0.692 (U)		
2/23/2021		0.589 (U)	0.567 (U)
3/24/2021	0.554 (U)		
3/30/2021		0.852 (U)	1.66 (U)
8/18/2021	0.458 (U)		
8/23/2021		0.558 (U)	0.785 (U)
2/10/2022	0.86		
2/14/2022		0.487 (U)	0.224 (U)
Mean	0.8053	0.586	0.9652
Std. Dev.	0.54	0.1593	0.6351
Upper Lim.	1.026	0.8529	2.029
Lower Lim.	0.4895	0.3191	-0.09907

Confidence Interval

Constituent: Fluoride (mg/L) Analysis Run 5/23/2022 10:23 AM View: Appendix IV

Plant Bowen Client: Southern Company Data: Bowen AP-1

	BGWA-6	BGWC-10	BGWC-12	BGWC-14A	BGWC-16	BGWC-17
6/6/2016	<0.1					
6/7/2016		0.09 (J)	<0.1		<0.1	0.15 (J)
8/10/2016	0.04 (J)					
8/11/2016					0.12 (J)	0.3 (J)
8/12/2016			0.08 (J)			
8/16/2016		0.09 (J)				
10/4/2016	0.06 (J)					
10/6/2016			0.06 (J)			
10/7/2016		0.17 (J)			0.08 (J)	0.14 (J)
12/1/2016	0.09 (J)					
12/5/2016			0.12 (J)			
12/6/2016		0.16 (J)			0.24 (J)	0.19 (J)
2/14/2017	<0.1					
2/15/2017			0.33			
2/16/2017		0.38			0.31	0.51
4/13/2017	0.04 (J)					
4/18/2017		0.12 (J)	0.006 (J)		0.02 (J)	
4/19/2017						0.18 (J)
5/25/2017	0.02 (J)					
5/30/2017					0.51	0.15 (J)
6/2/2017		0.03 (J)	0.04 (J)			
7/7/2017	0.12 (J)					
7/12/2017		0.15 (J)				
7/13/2017			0.17 (J)			
7/14/2017					0.14 (J)	0.16 (J)
10/9/2017	<0.1					
10/10/2017			0.08 (J)			
10/11/2017		0.07 (J)			0.29 (J)	0.64
3/27/2018		<0.1			<0.1	0.33
3/28/2018			<0.1			
6/12/2018					0.061 (J)	
6/14/2018		0.046 (J)	<0.1			0.11 (J)
10/16/2018	<0.1					
10/17/2018			<0.1			<0.1
10/18/2018		<0.1			<0.1	
2/25/2019					0.13 (J)	
2/27/2019						0.26 (J)
2/28/2019		0.14 (J)	0.18 (J)			
4/1/2019			0.065 (J)			
4/2/2019	<0.1	0.044 (J)			0.23 (J)	0.14 (J)
9/23/2019	<0.1					
9/25/2019		0.075 (J)	0.13 (J)			
9/26/2019					<0.1	0.071 (J)
2/18/2020	<0.1					
2/20/2020		<0.1			<0.1	
2/24/2020			0.051 (J)			0.11 (J)
3/19/2020	<0.1		<0.1		0.052 (J)	0.12 (J)
3/23/2020		<0.1				
5/22/2020				0.065 (J)		
6/23/2020				<0.1		
7/28/2020				<0.1		
9/2/2020				0.061 (J)		

Confidence Interval

Constituent: Fluoride (mg/L) Analysis Run 5/23/2022 10:23 AM View: Appendix IV

Plant Bowen Client: Southern Company Data: Bowen AP-1

	BGWA-6	BGWC-10	BGWC-12	BGWC-14A	BGWC-16	BGWC-17
9/23/2020	<0.1					
9/24/2020		<0.1			0.059 (J)	0.12
9/25/2020			<0.1			
10/1/2020				<0.1		
11/10/2020				<0.1		
12/15/2020				0.052		
1/20/2021				<0.1		
2/18/2021	<0.1	<0.1		0.055 (J)	0.064 (J)	0.1
2/19/2021			<0.1			
3/24/2021			<0.1	<0.1	0.053 (J)	0.11
3/30/2021		<0.1				
3/31/2021	<0.1					
8/16/2021	<0.1					
8/18/2021		<0.1	<0.1	<0.1	<0.1	
8/19/2021						0.097 (J)
2/9/2022	<0.1			<0.1		
2/11/2022		<0.1	<0.1		0.056 (J)	0.1
Mean	0.08789	0.112	0.1051	0.08608	0.137	0.1904
Std. Dev.	0.02679	0.06931	0.06302	0.02078	0.1145	0.1426
Upper Lim.	0.12	0.1048	0.12	0.1	0.16	0.2151
Lower Lim.	0.06	0.05317	0.065	0.055	0.06111	0.1175

Confidence Interval

Constituent: Fluoride (mg/L) Analysis Run 5/23/2022 10:23 AM View: Appendix IV

Plant Bowen Client: Southern Company Data: Bowen AP-1

	BGWC-18	BGWC-19	BGWC-20	BGWC-21	BGWC-22	BGWC-23
6/8/2016	0.1 (J)	<0.1	0.09 (J)	<0.1	0.43	
6/9/2016						0.12 (J)
8/12/2016	0.39	0.2 (J)	0.04 (J)			
8/18/2016				0.09 (J)	0.3 (J)	0.08 (J)
10/7/2016	0.16 (J)	0.07 (J)				
10/10/2016			0.06 (J)	0.04 (J)	0.32	0.09 (J)
12/6/2016	0.32					
12/7/2016		0.09 (J)	0.07 (J)			0.08 (J)
12/8/2016				0.08 (J)	0.26 (J)	
2/16/2017	0.38	0.6				
2/17/2017			0.06 (J)	0.08 (J)	0.39	
2/20/2017						0.09 (J)
4/19/2017	0.08 (J)	0.09 (J)	0.005 (J)	0.04 (J)		0.03 (J)
4/20/2017					0.34	
6/1/2017	0.09 (J)	0.05 (J)	0.65	0.03 (J)		
6/5/2017					0.29 (J)	<0.1
7/14/2017	0.06 (J)	0.08 (J)				
7/17/2017						0.09 (J)
7/18/2017			0.36	0.08 (J)		
7/19/2017					0.33	
10/11/2017	0.14 (J)	0.11 (J)	<0.1			0.09 (J)
10/12/2017				0.12 (J)	0.31	
3/27/2018	<0.1	<0.1				
3/28/2018			<0.1	<0.1		
3/29/2018					0.58	<0.1
6/13/2018			0.038 (J)			0.71
6/14/2018	0.095 (J)			<0.1	0.15 (J)	
6/15/2018		0.07 (J)				
10/18/2018	0.054 (J)					
10/19/2018		0.17 (J)		<0.1		
10/22/2018			<0.1		0.78	0.81
2/27/2019	<0.1		0.13 (J)			
3/1/2019		0.14 (J)			0.34	0.38
4/2/2019	0.044 (J)					
4/3/2019		0.051 (J)	0.072 (J)	0.032 (J)	0.23 (J)	0.1 (J)
5/2/2019					1.4	
9/26/2019	0.052 (J)	<0.1	<0.1			
9/27/2019					1	0.54
9/30/2019				0.066 (J)		
2/24/2020	<0.1	0.05 (J)	<0.1			
2/25/2020					0.24 (J)	0.066 (J)
2/26/2020				<0.1		
3/20/2020	<0.1	<0.1		<0.1	0.23 (J)	
3/23/2020			<0.1			0.056 (J)
9/24/2020	0.058 (J)			<0.1	0.24	0.062 (J)
9/28/2020		<0.1	<0.1			
2/18/2021	<0.1	<0.1	<0.1			
2/19/2021				<0.1	0.2	<0.1
3/24/2021	<0.1					
3/26/2021		0.053 (J)				0.054 (J)
3/29/2021			<0.1	<0.1	0.22	
7/19/2021					0.24	0.065 (J)

Confidence Interval

Constituent: Fluoride (mg/L) Analysis Run 5/23/2022 10:23 AM View: Appendix IV

Plant Bowen Client: Southern Company Data: Bowen AP-1

	BGWC-18	BGWC-19	BGWC-20	BGWC-21	BGWC-22	BGWC-23
8/19/2021	<0.1					
8/20/2021		<0.1	<0.1	<0.1		
8/23/2021					0.23	<0.1
11/1/2021					0.25	0.068 (J)
2/14/2022						<0.1
2/15/2022					0.24	
2/16/2022	<0.1	<0.1	<0.1	<0.1		
Mean	0.1283	0.1193	0.1216	0.08371	0.3816	0.17
Std. Dev.	0.09998	0.1135	0.1349	0.02647	0.2846	0.2132
Upper Lim.	0.14	0.11	0.13	0.1	0.39	0.12
Lower Lim.	0.08	0.07	0.07	0.066	0.23	0.066

Confidence Interval

Constituent: Fluoride (mg/L) Analysis Run 5/23/2022 10:23 AM View: Appendix IV

Plant Bowen Client: Southern Company Data: Bowen AP-1

	BGWC-24	BGWC-25	BGWC-30	BGWC-32	BGWC-34D	BGWC-35D
6/8/2016		0.14 (J)				
6/9/2016	<0.1					
8/15/2016		0.08 (J)				
8/18/2016	0.24 (J)					
10/10/2016	0.3	0.1 (J)				
12/7/2016	0.05 (J)					
12/8/2016		0.06 (J)				
1/23/2017			0.06 (J)			
2/7/2017			0.09 (J)			
2/20/2017	0.65	0.16 (J)				
3/27/2017			0.09 (J)			
4/17/2017			0.36			
4/19/2017	0.21 (J)					
4/20/2017		0.02 (J)				
5/22/2017			0.05 (J)			
6/1/2017		0.04 (J)				
6/5/2017	0.05 (J)		0.32			
7/11/2017			0.13 (J)			
7/17/2017	2.5	0.07 (J)				
8/23/2017			0.17 (J)			
10/10/2017			0.35			
10/11/2017	1.8	0.11 (J)				
3/26/2018			0.75			
3/28/2018		<0.1				
3/29/2018	2					
6/13/2018	3.1					
6/14/2018		<0.1				
6/15/2018			0.51			
10/19/2018					<0.1	
10/22/2018	3.1	<0.1	0.44	0.65		0.91
3/1/2019	1	0.12 (J)	0.24 (J)			
4/2/2019			0.68			
4/3/2019	3					
4/4/2019		<0.1			0.035 (J)	0.26 (J)
4/5/2019				0.66		
5/3/2019				1.3		
9/24/2019					<0.1	
9/26/2019				0.15 (J)		0.11 (J)
9/27/2019			0.13 (J)			
9/30/2019	1.2	0.065 (J)				
11/15/2019				0.51		
2/25/2020						0.14 (J)
2/26/2020	0.064 (J)	<0.1	0.057 (J)			
2/27/2020				0.13 (J)	<0.1	
3/23/2020			0.054 (J)			
3/24/2020		<0.1		0.13 (J)	<0.1	
3/25/2020	0.056 (J)					0.17 (J)
9/25/2020	0.054 (J)		<0.1	0.097 (J)		0.17
9/28/2020		<0.1			<0.1	
2/19/2021	0.14				<0.1	
2/22/2021						0.21
2/23/2021		<0.1		0.13		

Confidence Interval

Constituent: Fluoride (mg/L) Analysis Run 5/23/2022 10:23 AM View: Appendix IV

Plant Bowen Client: Southern Company Data: Bowen AP-1

	BGWC-24	BGWC-25	BGWC-30	BGWC-32	BGWC-34D	BGWC-35D
3/8/2021			<0.1			
3/25/2021			<0.1			
3/26/2021	0.095 (J)	<0.1				0.13
3/30/2021				0.14	<0.1	
7/19/2021	0.13					
7/20/2021			<0.1			
8/19/2021		<0.1	<0.1			
8/20/2021						0.22
8/23/2021	0.12					
8/24/2021					<0.1	
8/25/2021				0.15		
11/1/2021	0.15		0.055 (J)			
2/14/2022			0.075 (J)			
2/15/2022	<0.1					
2/16/2022		<0.1		0.13	<0.1	
2/17/2022						0.21
Mean	0.842	0.09386	0.213	0.3481	0.0935	0.253
Std. Dev.	1.101	0.03008	0.2035	0.3688	0.02055	0.2354
Upper Lim.	1.8	0.11	0.2027	0.66	0.1	0.26
Lower Lim.	0.095	0.08	0.07834	0.097	0.1	0.13

Confidence Interval

Constituent: Fluoride (mg/L) Analysis Run 5/23/2022 10:23 AM View: Appendix IV

Plant Bowen Client: Southern Company Data: Bowen AP-1

	BGWC-36D	BGWC-37D	BGWC-38D	BGWC-39	BGWC-40	BGWC-41D
10/17/2018	<0.1					
4/2/2019	0.44					
9/27/2019	0.26 (J)					
12/13/2019				0.16 (J)		
12/16/2019					0.13 (J)	
2/25/2020		0.57				
2/26/2020	0.13 (J)					
2/27/2020			0.55	0.071 (J)		
2/28/2020					0.062 (J)	
3/23/2020	0.13 (J)					
3/24/2020		0.43	0.61	0.06 (J)		
3/25/2020					<0.1	
5/4/2020						<0.1
9/2/2020			0.47			0.088 (J)
9/25/2020		0.34				
9/28/2020	0.1					
9/29/2020				<0.1	<0.1	
2/22/2021		0.3		0.095 (J)	<0.1	0.099 (J)
3/8/2021	0.14					
3/9/2021			0.67			
3/25/2021	0.12					
3/26/2021		0.27				
3/29/2021			0.73			
3/30/2021					0.06 (J)	
3/31/2021				0.08 (J)		0.077 (J)
8/19/2021			0.4			
8/20/2021		0.18				
8/23/2021	0.11					
8/24/2021				0.18	0.076 (J)	0.11
11/1/2021			0.32			
2/14/2022	0.12		0.34			
2/15/2022						0.07 (J)
2/16/2022				0.11	0.068 (J)	
2/17/2022		0.16				
Mean	0.165	0.3214	0.5113	0.107	0.087	0.09067
Std. Dev.	0.1071	0.1432	0.1532	0.04238	0.02447	0.01517
Upper Lim.	0.26	0.4916	0.6736	0.1519	0.09754	0.1073
Lower Lim.	0.1	0.1513	0.3489	0.06208	0.05134	0.06856

Confidence Interval

Constituent: Fluoride (mg/L) Analysis Run 5/23/2022 10:23 AM View: Appendix IV

Plant Bowen Client: Southern Company Data: Bowen AP-1

	BGWC-42D	BGWC-43D	BGWC-44D	BGWC-7	BGWC-8	BGWC-9
6/6/2016						0.12 (J)
6/7/2016					<0.1	
6/8/2016				0.19 (J)		
8/10/2016					0.07 (J)	
8/11/2016				0.15 (J)		0.27 (J)
10/4/2016					0.07 (J)	
10/5/2016						0.12 (J)
10/6/2016				0.17 (J)		
12/2/2016					0.09 (J)	
12/5/2016						0.26 (J)
12/6/2016				0.22 (J)		
2/14/2017					0.02 (J)	
2/15/2017				0.18 (J)		0.46
4/14/2017					0.02 (J)	
4/17/2017						0.14 (J)
4/18/2017				0.11 (J)		
5/26/2017					0.02 (J)	0.13 (J)
6/2/2017				0.07 (J)		
7/10/2017					0.03 (J)	
7/11/2017						0.2 (J)
7/14/2017				0.23 (J)		
10/10/2017					<0.1	0.61
10/11/2017				0.1 (J)		
3/26/2018					<0.1	
3/27/2018				<0.1		0.36
6/12/2018					0.061 (J)	0.13 (J)
6/13/2018				0.25 (J)		
10/16/2018					<0.1	
10/17/2018						0.13 (J)
10/18/2018				0.047 (J)		
2/25/2019					<0.1	
2/28/2019				0.23 (J)		
4/1/2019					<0.1	0.33
4/2/2019				0.22 (J)		
9/24/2019				0.12 (J)	<0.1	0.096 (J)
2/19/2020					<0.1	
2/20/2020						0.063 (J)
2/21/2020				0.12 (J)		
3/18/2020					<0.1	
3/19/2020				0.12 (J)		0.074 (J)
5/4/2020		0.93	<0.1			
5/11/2020	0.34					
5/20/2020	0.4	0.78				
9/3/2020	0.5	0.87	<0.1			
9/23/2020					<0.1	
9/24/2020						0.091 (J)
9/25/2020				0.11		
2/16/2021					<0.1	
2/17/2021						0.086 (J)
2/18/2021			0.16	0.13		
2/22/2021	0.69					
3/8/2021		0.9				

Confidence Interval

Constituent: Fluoride (mg/L) Analysis Run 5/23/2022 10:23 AM View: Appendix IV

Plant Bowen Client: Southern Company Data: Bowen AP-1

	BGWC-42D	BGWC-43D	BGWC-44D	BGWC-7	BGWC-8	BGWC-9
3/24/2021					<0.1	0.075 (J)
3/29/2021		1				
3/30/2021				0.18		
3/31/2021			0.088 (J)			
4/1/2021	0.72					
7/20/2021		1.2				
8/18/2021			<0.1		<0.1	0.073 (J)
8/19/2021				0.12		
8/20/2021	0.56					
8/23/2021		1.2				
2/9/2022			0.11			
2/10/2022					<0.1	0.071 (J)
2/11/2022				0.12		
2/15/2022		0.89				
2/17/2022	0.61					
Mean	0.5457	0.9713	0.1097	0.1494	0.08095	0.1852
Std. Dev.	0.1421	0.1538	0.02563	0.05627	0.0305	0.147
Upper Lim.	0.7145	1.134	0.16	0.1796	0.1	0.2285
Lower Lim.	0.3769	0.8082	0.088	0.1192	0.061	0.1028

Confidence Interval

Constituent: Fluoride (mg/L) Analysis Run 5/23/2022 10:23 AM View: Appendix IV

Plant Bowen Client: Southern Company Data: Bowen AP-1

	BGWC-51	BGWC-52
1/28/2021	0.17	0.1
2/23/2021	0.087 (J)	0.073 (J)
3/30/2021	0.11	0.12
8/23/2021	0.084 (J)	0.093 (J)
2/14/2022	0.13	0.1
Mean	0.1162	0.0972
Std. Dev.	0.0354	0.01687
Upper Lim.	0.1755	0.1255
Lower Lim.	0.05688	0.06893

Confidence Interval

Constituent: Lead (mg/L) Analysis Run 5/23/2022 10:23 AM View: Appendix IV

Plant Bowen Client: Southern Company Data: Bowen AP-1

	BGWA-6	BGWC-10	BGWC-12	BGWC-14A	BGWC-16	BGWC-17
6/6/2016	<0.001					
6/7/2016		<0.001	<0.001		<0.001	<0.001
8/10/2016	<0.001					
8/11/2016					<0.001	<0.001
8/12/2016			0.0001 (J)			
8/16/2016		<0.001				
10/4/2016	<0.001					
10/6/2016			0.0002 (J)			
10/7/2016		<0.001			<0.001	<0.001
12/1/2016	<0.001					
12/5/2016			0.0003 (J)			
12/6/2016		<0.001			<0.001	<0.001
2/14/2017	<0.001					
2/15/2017			<0.001			
2/16/2017		<0.001			<0.001	<0.001
4/13/2017	<0.001					
4/18/2017		<0.001	<0.001		<0.001	
4/19/2017						<0.001
5/25/2017	<0.001					
5/30/2017					0.0001 (J)	<0.001
6/2/2017		<0.001	0.0001 (J)			
7/7/2017	<0.001					
7/12/2017		<0.001				
7/13/2017			0.0001 (J)			
7/14/2017					0.0002 (J)	<0.001
3/27/2018		<0.001			<0.001	<0.001
3/28/2018			<0.001			
2/25/2019					<0.001	
2/27/2019						<0.001
2/28/2019		<0.001	<0.001			
4/1/2019			<0.001			
4/2/2019	7E-05 (J)	<0.001			<0.001	<0.001
9/23/2019	<0.001					
9/25/2019		0.00019 (J)	0.00063 (J)			
9/26/2019					0.00034 (J)	<0.001
2/18/2020	<0.001					
2/20/2020		0.00014 (J)			0.00014 (J)	
2/24/2020			<0.001			7.9E-05 (J)
3/19/2020	<0.001		<0.001		0.00013 (J)	<0.001
3/23/2020		<0.001				
5/22/2020				7.3E-05 (J)		
6/23/2020				<0.001		
7/28/2020				<0.001		
9/2/2020				<0.001		
9/23/2020	6.4E-05 (J)					
9/24/2020		<0.001			0.00021 (J)	<0.001
9/25/2020			<0.001			
10/1/2020				6.2E-05 (J)		
11/10/2020				0.00011 (J)		
12/15/2020				5.6E-05 (J)		
1/20/2021				<0.001		
2/18/2021	5.7E-05 (J)	<0.001		<0.001	0.00013 (J)	<0.001

Confidence Interval

Constituent: Lead (mg/L) Analysis Run 5/23/2022 10:23 AM View: Appendix IV

Plant Bowen Client: Southern Company Data: Bowen AP-1

	BGWA-6	BGWC-10	BGWC-12	BGWC-14A	BGWC-16	BGWC-17
2/19/2021			8.7E-05 (J)			
3/24/2021			0.00013 (J)	<0.001	8E-05 (J)	<0.001
3/30/2021		<0.001				
3/31/2021	0.00016 (J)					
8/16/2021	<0.001					
8/18/2021		<0.001	<0.001	<0.001	<0.001	
8/19/2021						<0.001
2/9/2022	<0.001			<0.001		
2/11/2022		<0.001	<0.001		<0.001	<0.001
Mean	0.0007854	0.0009121	0.0006656	0.0006918	0.0006489	0.0009515
Std. Dev.	0.0003994	0.0002634	0.0004192	0.0004555	0.0004261	0.0002113
Upper Lim.	0.001	0.001	0.001	0.001	0.001	0.001
Lower Lim.	0.00016	0.00019	0.00013	6.2E-05	0.00014	7.9E-05

Confidence Interval

Constituent: Lead (mg/L) Analysis Run 5/23/2022 10:23 AM View: Appendix IV

Plant Bowen Client: Southern Company Data: Bowen AP-1

	BGWC-18	BGWC-19	BGWC-20	BGWC-21	BGWC-22	BGWC-23
6/8/2016	<0.001	<0.001	<0.001	<0.001	<0.001	
6/9/2016						<0.001
8/12/2016	0.0001 (J)	<0.001	<0.001			
8/18/2016				<0.001	<0.001	<0.001
10/7/2016	<0.001	<0.001				
10/10/2016			<0.001	<0.001	<0.001	<0.001
12/6/2016	0.0001 (J)					
12/7/2016		<0.001	<0.001			<0.001
12/8/2016				<0.001	<0.001	
2/16/2017	0.0002 (J)	<0.001				
2/17/2017			<0.001	<0.001	<0.001	
2/20/2017						<0.001
4/19/2017	0.0001 (J)	0.0006 (J)	<0.001	<0.001		<0.001
4/20/2017					<0.001	
6/1/2017	9E-05 (J)	<0.001	0.0001 (J)	<0.001		
6/5/2017					<0.001	<0.001
7/14/2017	0.0001 (J)	<0.001				
7/17/2017						<0.001
7/18/2017			<0.001	<0.001		
7/19/2017					<0.001	
3/27/2018	<0.001	<0.001				
3/28/2018			<0.001	<0.001		
3/29/2018					<0.001	<0.001
2/27/2019	<0.001		<0.001			
3/1/2019		<0.001			0.00033 (J)	<0.001
4/2/2019	8.1E-05 (J)					
4/3/2019		<0.001	<0.001	6.8E-05 (J)	<0.001	<0.001
9/26/2019	<0.001	<0.001	<0.001			
9/27/2019					5.4E-05 (J)	<0.001
9/30/2019				7.3E-05 (J)		
2/24/2020	<0.001	<0.001	<0.001			
2/25/2020					<0.001	<0.001
2/26/2020				5.3E-05 (J)		
3/20/2020	<0.001	<0.001		6E-05 (J)	<0.001	
3/23/2020			<0.001			<0.001
9/24/2020	<0.001			5E-05 (J)	0.00014 (J)	0.00014 (J)
9/28/2020		3.8E-05 (J)	8.3E-05 (J)			
2/18/2021	<0.001	<0.001	<0.001			
2/19/2021				8.7E-05 (J)	0.00011 (J)	<0.001
3/24/2021	<0.001					
3/26/2021		<0.001				0.00031 (J)
3/29/2021			<0.001	9.4E-05 (J)	6.1E-05 (J)	
8/19/2021	<0.001					
8/20/2021		<0.001	<0.001	<0.001		
8/23/2021					<0.001	<0.001
2/14/2022						<0.001
2/15/2022					<0.001	
2/16/2022	<0.001	<0.001	<0.001	<0.001		
Mean	0.0006722	0.0009283	0.0009044	0.0006381	0.0007734	0.0009184
Std. Dev.	0.0004416	0.0002343	0.0002865	0.000467	0.0003931	0.000246
Upper Lim.	0.001	0.001	0.001	0.001	0.001	0.001
Lower Lim.	0.0001	0.0006	0.0001	6.8E-05	0.00014	0.00031

Confidence Interval

Constituent: Lead (mg/L) Analysis Run 5/23/2022 10:23 AM View: Appendix IV

Plant Bowen Client: Southern Company Data: Bowen AP-1

	BGWC-24	BGWC-25	BGWC-30	BGWC-31	BGWC-32	BGWC-34D
6/8/2016		<0.001				
6/9/2016	0.00059 (J)					
8/15/2016		0.0005 (J)				
8/18/2016	<0.001					
10/10/2016	<0.001	<0.001				
12/7/2016	<0.001					
12/8/2016		0.0006 (J)				
1/23/2017			0.0003 (J)			
2/7/2017			0.0002 (J)			
2/20/2017	<0.001	0.0004 (J)				
3/27/2017			8E-05 (J)			
4/17/2017			<0.001			
4/19/2017	<0.001					
4/20/2017		0.0002 (J)				
5/22/2017			<0.001			
6/1/2017		7E-05 (J)				
6/5/2017	7E-05 (J)		<0.001			
7/11/2017			8E-05 (J)			
7/17/2017	<0.001	<0.001				
8/23/2017			<0.001			
3/26/2018			<0.001			
3/28/2018		<0.001				
3/29/2018	<0.001					
3/1/2019	<0.001	<0.001	<0.001			
4/2/2019			<0.001			
4/3/2019	<0.001					
4/4/2019		<0.001		0.00065 (J)		5.4E-05 (J)
4/5/2019					<0.001	
9/24/2019				0.0004 (J)		<0.001
9/26/2019					<0.001	
9/27/2019			0.00018 (J)			
9/30/2019	<0.001	<0.001				
2/26/2020	<0.001	<0.001	0.00035 (J)	7.6E-05 (J)		
2/27/2020					<0.001	<0.001
3/23/2020			0.00011 (J)	0.00028 (J)		
3/24/2020		<0.001			<0.001	<0.001
3/25/2020	5.4E-05 (J)					
9/25/2020	0.0001 (J)		0.00016 (J)		0.00011 (J)	
9/28/2020		5.1E-05 (J)		0.0013 (J)		<0.001
2/19/2021	4.3E-05 (J)					<0.001
2/22/2021				0.00045 (J)		
2/23/2021		7.4E-05 (J)			7.2E-05 (J)	
3/8/2021			0.00018 (J)			
3/25/2021			0.00015 (J)			
3/26/2021	7.1E-05 (J)	0.00013 (J)				
3/29/2021				0.00061 (J)		
3/30/2021					<0.001	<0.001
8/19/2021		<0.001	<0.001			
8/20/2021				<0.001		
8/23/2021	<0.001					
8/24/2021						<0.001
8/25/2021					<0.001	

Confidence Interval

Constituent: Lead (mg/L) Analysis Run 5/23/2022 10:23 AM View: Appendix IV

Plant Bowen Client: Southern Company Data: Bowen AP-1

	BGWC-24	BGWC-25	BGWC-30	BGWC-31	BGWC-32	BGWC-34D
2/14/2022			<0.001			
2/15/2022	<0.001					
2/16/2022		<0.001		<0.001	<0.001	<0.001
Mean	0.0007331	0.0006855	0.0005679	0.0006407	0.000798	0.0008949
Std. Dev.	0.0004192	0.0004021	0.0004257	0.0003933	0.0004009	0.0003153
Upper Lim.	0.001	0.001	0.001	0.0008326	0.001	0.001
Lower Lim.	7.1E-05	0.00013	0.00015	0.000187	7.2E-05	5.4E-05

Confidence Interval

Constituent: Lead (mg/L) Analysis Run 5/23/2022 10:23 AM View: Appendix IV

Plant Bowen Client: Southern Company Data: Bowen AP-1

	BGWC-35D	BGWC-36D	BGWC-37D	BGWC-38D	BGWC-39	BGWC-40
4/2/2019		0.00067 (J)				
4/4/2019	0.00023 (J)					
9/26/2019	6.9E-05 (J)					
9/27/2019		0.0005 (J)				
2/25/2020	0.00025 (J)		0.00011 (J)			
2/26/2020		0.00033 (J)				
2/27/2020				0.00025 (J)	<0.001	
2/28/2020						0.00014 (J)
3/23/2020		0.00014 (J)				
3/24/2020			7.3E-05 (J)	0.00016 (J)	0.0001 (J)	
3/25/2020	0.00018 (J)					0.00017 (J)
9/2/2020				0.00022 (J)		
9/25/2020	0.00037 (J)		0.00029 (J)			
9/28/2020		0.00017 (J)				
9/29/2020					<0.001	0.00024 (J)
2/22/2021	0.00011 (J)		8.2E-05 (J)		<0.001	0.00014 (J)
3/8/2021		0.00011 (J)				
3/9/2021				<0.001		
3/25/2021		<0.001				
3/26/2021	<0.001		<0.001			
3/29/2021				<0.001		
3/30/2021						0.00018 (J)
3/31/2021					<0.001	
8/19/2021				<0.001		
8/20/2021	<0.001		<0.001			
8/23/2021		<0.001				
8/24/2021					<0.001	<0.001
2/14/2022		<0.001		<0.001		
2/16/2022					<0.001	<0.001
2/17/2022	<0.001		<0.001			
Mean	0.0004677	0.0005467	0.0005079	0.0006614	0.0008714	0.00041
Std. Dev.	0.0004082	0.0003839	0.000466	0.0004231	0.0003402	0.0004044
Upper Lim.	0.0002961	0.000504	0.001	0.001	0.001	0.001
Lower Lim.	0.0001049	0.0001317	7.3E-05	0.00016	0.0001	0.00014

Confidence Interval

Constituent: Lead (mg/L) Analysis Run 5/23/2022 10:23 AM View: Appendix IV

Plant Bowen Client: Southern Company Data: Bowen AP-1

	BGWC-41D	BGWC-42D	BGWC-43D	BGWC-44D	BGWC-8	BGWC-9
6/6/2016						<0.001
6/7/2016					<0.001	
8/10/2016					<0.001	
8/11/2016						<0.001
10/4/2016					<0.001	
10/5/2016						0.0005 (J)
12/2/2016					<0.001	
12/5/2016						0.0002 (J)
2/14/2017					<0.001	
2/15/2017						<0.001
4/14/2017					<0.001	
4/17/2017						0.0001 (J)
5/26/2017					0.0003 (J)	0.0001 (J)
7/10/2017					<0.001	
7/11/2017						<0.001
3/26/2018					<0.001	
3/27/2018						<0.001
2/25/2019					<0.001	
4/1/2019					<0.001	9.2E-05 (J)
9/24/2019					<0.001	5.6E-05 (J)
2/19/2020					0.00014 (J)	
2/20/2020						8.2E-05 (J)
3/18/2020					<0.001	
3/19/2020						6.3E-05 (J)
9/2/2020	<0.001					
9/3/2020		<0.001	0.00012 (J)	<0.001		
9/23/2020					<0.001	
9/24/2020						<0.001
2/16/2021					0.0001 (J)	
2/17/2021						7.5E-05 (J)
2/18/2021				0.00017 (J)		
2/22/2021	<0.001	4.1E-05 (J)				
3/8/2021			<0.001			
3/24/2021					0.00015 (J)	<0.001
3/29/2021			<0.001			
3/31/2021	3.6E-05 (J)			<0.001		
4/1/2021		4.4E-05 (J)				
8/18/2021				<0.001	<0.001	<0.001
8/20/2021		<0.001				
8/23/2021			<0.001			
8/24/2021	<0.001					
2/9/2022				<0.001		
2/10/2022					<0.001	<0.001
2/15/2022	<0.001		<0.001			
2/17/2022		<0.001				
Mean	0.0008072	0.000617	0.000824	0.000834	0.0008258	0.0005704
Std. Dev.	0.0004311	0.0005244	0.0003935	0.0003712	0.0003484	0.0004525
Upper Lim.	0.001	0.001	0.001	0.001	0.001	0.001
Lower Lim.	3.6E-05	4.1E-05	0.00012	0.00017	0.0003	8.2E-05

Confidence Interval

Constituent: Lead (mg/L) Analysis Run 5/23/2022 10:23 AM View: Appendix IV

Plant Bowen Client: Southern Company Data: Bowen AP-1

	BGWC-51	BGWC-52
1/28/2021	0.00016 (J)	5.4E-05 (J)
2/23/2021	0.00015 (J)	0.0001 (J)
3/30/2021	0.00022 (J)	0.00011 (J)
8/23/2021	<0.001	<0.001
2/14/2022	<0.001	<0.001
Mean	0.000506	0.0004528
Std. Dev.	0.0004518	0.0005
Upper Lim.	0.001	0.0001426
Lower Lim.	0.00015	4.956E-05

Confidence Interval

Constituent: Lithium (mg/L) Analysis Run 5/23/2022 10:23 AM View: Appendix IV

Plant Bowen Client: Southern Company Data: Bowen AP-1

	BGWA-6	BGWC-10	BGWC-12	BGWC-14A	BGWC-16	BGWC-17
6/6/2016	<0.03					
6/7/2016		0.0065	<0.03		<0.03	<0.03
8/10/2016	<0.03					
8/11/2016					<0.03	<0.03
8/12/2016			<0.03			
8/16/2016		<0.03				
10/4/2016	<0.03					
10/6/2016			<0.03			
10/7/2016		<0.03			<0.03	<0.03
12/1/2016	<0.03					
12/5/2016			<0.03			
12/6/2016		<0.03			<0.03	<0.03
2/14/2017	<0.03					
2/15/2017			<0.03			
2/16/2017		<0.03			<0.03	<0.03
4/13/2017	<0.03					
4/18/2017		0.0011 (J)	<0.03		<0.03	
4/19/2017						<0.03
5/25/2017	<0.03					
5/30/2017					<0.03	<0.03
6/2/2017		0.0011 (J)	<0.03			
7/7/2017	<0.03					
7/12/2017		<0.03				
7/13/2017			<0.03			
7/14/2017					<0.03	<0.03
3/27/2018		0.0025 (J)			<0.03	<0.03
3/28/2018			<0.03			
6/12/2018					<0.03	
6/14/2018		0.0011 (J)	<0.03			<0.03
10/16/2018	<0.03					
10/17/2018			<0.03			<0.03
10/18/2018		0.0016 (J)			<0.03	
2/25/2019					<0.03	
2/27/2019						<0.03
2/28/2019		0.0017 (J)	0.0011 (J)			
4/1/2019			0.00078 (J)			
4/2/2019	<0.03	0.0012 (J)			0.00049 (J)	0.00069 (J)
9/23/2019	<0.03					
9/25/2019		<0.03	0.001 (J)			
9/26/2019					<0.03	<0.03
2/18/2020	<0.03					
2/20/2020		0.00093 (J)			<0.03	
2/24/2020			0.00091 (J)			<0.03
3/19/2020	<0.03		0.00097 (J)		<0.03	<0.03
3/23/2020		0.00084 (J)				
5/22/2020				<0.03		
6/23/2020				<0.03		
7/28/2020				<0.03		
9/2/2020				0.00095 (J)		
9/23/2020	<0.03					
9/24/2020		0.0013 (J)			<0.03	<0.03
9/25/2020			0.001 (J)			

Confidence Interval

Constituent: Lithium (mg/L) Analysis Run 5/23/2022 10:23 AM View: Appendix IV

Plant Bowen Client: Southern Company Data: Bowen AP-1

	BGWA-6	BGWC-10	BGWC-12	BGWC-14A	BGWC-16	BGWC-17
10/1/2020				0.00095 (J)		
11/10/2020				<0.03		
12/15/2020				0.00091		
1/20/2021				0.00082 (J)		
2/18/2021	<0.03	0.0011 (J)		<0.03	<0.03	<0.03
2/19/2021			0.0011 (J)			
3/24/2021			0.0012 (J)	<0.03	<0.03	<0.03
3/30/2021		0.00092 (J)				
3/31/2021	0.00082 (J)					
8/16/2021	<0.03					
8/18/2021		<0.03	0.0013 (J)	0.00087 (J)	<0.03	
8/19/2021						<0.03
2/9/2022	<0.03			<0.03		
2/11/2022		0.00079 (J)	0.0011 (J)		<0.03	<0.03
Mean	0.02838	0.01108	0.01621	0.01787	0.02859	0.0286
Std. Dev.	0.006878	0.01376	0.01482	0.01498	0.00644	0.006396
Upper Lim.	0.03	0.03	0.03	0.03	0.03	0.03
Lower Lim.	0.00082	0.00093	0.001	0.00087	0.00049	0.00069

Confidence Interval

Constituent: Lithium (mg/L) Analysis Run 5/23/2022 10:23 AM View: Appendix IV

Plant Bowen Client: Southern Company Data: Bowen AP-1

	BGWC-20	BGWC-22	BGWC-23	BGWC-24	BGWC-30	BGWC-34D
6/8/2016	0.016	0.012				
6/9/2016			0.0074	0.0057		
8/12/2016	0.0202 (J)					
8/18/2016		0.0118 (J)	0.0078 (J)	0.0061 (J)		
10/10/2016	0.0194 (J)	0.0137 (J)	0.0093 (J)	0.006 (J)		
12/7/2016	0.0265 (J)		0.0117 (J)	0.0066 (J)		
12/8/2016		0.0154 (J)				
1/23/2017					0.0171 (J)	
2/7/2017					0.0196 (J)	
2/17/2017	0.0253 (J)	0.0125 (J)				
2/20/2017			0.011 (J)	0.0053 (J)		
3/27/2017					0.0192 (J)	
4/17/2017					0.0169 (J)	
4/19/2017	0.0233 (J)		0.0105 (J)	0.0055 (J)		
4/20/2017		0.012 (J)				
5/22/2017					0.0167 (J)	
6/1/2017	0.023 (J)					
6/5/2017		0.0114 (J)	0.0108 (J)	0.0068 (J)	0.0177 (J)	
7/11/2017					0.0203 (J)	
7/17/2017			0.0095 (J)	<0.03		
7/18/2017	0.0207 (J)					
7/19/2017		0.0126 (J)				
8/23/2017					0.0182 (J)	
3/26/2018					0.0063 (J)	
3/28/2018	0.013 (J)					
3/29/2018		0.021 (J)	0.014 (J)	0.0053 (J)		
6/13/2018	0.02 (J)		0.014 (J)	0.0067 (J)		
6/14/2018		0.024 (J)				
6/15/2018					0.0049 (J)	
10/19/2018						0.00098 (J)
10/22/2018	0.016 (J)	0.034 (J)	0.016 (J)	0.0075 (J)	0.005 (J)	
2/27/2019	0.015 (J)					
3/1/2019		0.022 (J)	0.017 (J)	0.0068 (J)	0.0044 (J)	
4/2/2019					0.0041 (J)	
4/3/2019	0.012 (J)	0.024 (J)	0.013 (J)	0.0048 (J)		
4/4/2019						0.00068 (J)
9/24/2019						<0.03
9/26/2019	0.018 (J)					
9/27/2019		0.039	0.024 (J)		0.0012 (J)	
9/30/2019				0.0077 (J)		
2/24/2020	0.021 (J)					
2/25/2020		0.026 (J)	0.033			
2/26/2020				0.0082 (J)	0.00096 (J)	
2/27/2020						<0.03
3/20/2020		0.029 (J)				
3/23/2020	0.02 (J)		0.032		0.0014 (J)	
3/24/2020						<0.03
3/25/2020				0.0078 (J)		
9/24/2020		0.043	0.031			
9/25/2020				0.0078 (J)	0.0011 (J)	
9/28/2020	0.027 (J)					<0.03
2/18/2021	0.041					

Confidence Interval

Constituent: Lithium (mg/L) Analysis Run 5/23/2022 10:23 AM View: Appendix IV

Plant Bowen Client: Southern Company Data: Bowen AP-1

	BGWC-20	BGWC-22	BGWC-23	BGWC-24	BGWC-30	BGWC-34D
2/19/2021		0.035	0.04	0.0086 (J)		<0.03
3/8/2021					0.0012 (J)	
3/25/2021					<0.03	
3/26/2021			0.039 (J)	<0.03		
3/29/2021	0.036	0.033				
3/30/2021						<0.03
8/19/2021					0.0012 (J)	
8/20/2021	0.025 (J)					
8/23/2021		0.028 (J)	0.029 (J)	0.0076 (J)		
8/24/2021						<0.03
2/14/2022			0.033		0.0015 (J)	
2/15/2022		0.032 (J)		0.0086 (J)		
2/16/2022	0.031					<0.03
Mean	0.02235	0.0234	0.01967	0.009019	0.00995	0.02417
Std. Dev.	0.007218	0.0101	0.01109	0.007064	0.009007	0.0123
Upper Lim.	0.02633	0.02897	0.02446	0.0082	0.0182	0.03
Lower Lim.	0.01837	0.01783	0.01293	0.0057	0.0014	0.00098

Confidence Interval

Constituent: Lithium (mg/L) Analysis Run 5/23/2022 10:23 AM View: Appendix IV

Plant Bowen Client: Southern Company Data: Bowen AP-1

	BGWC-35D	BGWC-36D	BGWC-37D	BGWC-38D	BGWC-39	BGWC-40
10/17/2018		0.0044 (J)				
10/22/2018	0.011 (J)					
4/2/2019		0.0021 (J)				
4/4/2019	0.0096 (J)					
9/26/2019	0.013					
9/27/2019		0.0028 (J)				
2/25/2020	0.011 (J)		0.044			
2/26/2020		0.001 (J)				
2/27/2020				0.02 (J)	0.0036 (J)	
2/28/2020						0.00084 (J)
3/23/2020		<0.03				
3/24/2020			0.025 (J)	0.019 (J)	0.0029 (J)	
3/25/2020	0.0092 (J)					0.00079 (J)
9/2/2020				0.0096 (J)		
9/25/2020	0.0062 (J)		0.014 (J)			
9/28/2020		0.0011 (J)				
9/29/2020					0.0066 (J)	<0.03
2/22/2021	0.014 (J)		0.0092 (J)		0.0038 (J)	<0.03
3/8/2021		0.0017 (J)				
3/9/2021				0.011 (J)		
3/25/2021		0.0022 (J)				
3/26/2021	0.02 (J)		0.0066 (J)			
3/29/2021				0.012 (J)		
3/30/2021						0.00086 (J)
3/31/2021					0.0039 (J)	
8/19/2021				0.0066 (J)		
8/20/2021	0.016 (J)		0.004 (J)			
8/23/2021		0.0022 (J)				
8/24/2021					0.0056 (J)	0.001 (J)
2/14/2022		0.002 (J)		0.0061 (J)		
2/16/2022					0.0042 (J)	<0.15 (o)
2/17/2022	0.018 (J)		<0.15 (o)			
Mean	0.0128	0.00495	0.01713	0.01204	0.004371	0.01058
Std. Dev.	0.004267	0.008853	0.0151	0.005533	0.001279	0.01504
Upper Lim.	0.01661	0.0044	0.03788	0.01862	0.005891	0.03
Lower Lim.	0.008993	0.0011	-0.003608	0.00547	0.002852	0.00079

Confidence Interval

Constituent: Lithium (mg/L) Analysis Run 5/23/2022 10:23 AM View: Appendix IV

Plant Bowen Client: Southern Company Data: Bowen AP-1

	BGWC-41D	BGWC-42D	BGWC-43D	BGWC-44D	BGWC-7	BGWC-8
6/7/2016						<0.03
6/8/2016					0.0079	
8/10/2016						<0.03
8/11/2016					0.0093 (J)	
10/4/2016						<0.03
10/6/2016					0.0102 (J)	
12/2/2016						<0.03
12/6/2016					0.0094 (J)	
2/14/2017						<0.03
2/15/2017					<0.03	
4/14/2017						<0.03
4/18/2017					0.0086 (J)	
5/26/2017						<0.03
6/2/2017					0.0102 (J)	
7/10/2017						<0.03
7/14/2017					0.0092 (J)	
3/26/2018						<0.03
3/27/2018					0.0087 (J)	
6/12/2018						<0.03
6/13/2018					0.0084 (J)	
10/16/2018						0.001 (J)
10/18/2018					0.0083 (J)	
2/25/2019						<0.03
2/28/2019					0.0086 (J)	
4/1/2019						<0.03
4/2/2019					0.0073 (J)	
9/24/2019					0.0083 (J)	<0.03
2/19/2020						<0.03
2/21/2020					0.0088 (J)	
3/18/2020						<0.03
3/19/2020					0.0097 (J)	
9/2/2020	0.00092 (J)					
9/3/2020		0.0014 (J)	0.023 (J)	0.0016 (J)		
9/23/2020						<0.03
9/25/2020					0.0065 (J)	
2/16/2021						<0.03
2/18/2021				0.0035 (J)	0.0072 (J)	
2/22/2021	0.0017 (J)	<0.03				
3/8/2021			0.024 (J)			
3/24/2021						<0.03
3/29/2021			0.026 (J)			
3/30/2021					0.0084 (J)	
3/31/2021	0.0017 (J)			0.0029 (J)		
4/1/2021		0.0022 (J)				
8/18/2021				0.0027 (J)		<0.03
8/19/2021					0.007 (J)	
8/20/2021		0.0012 (J)				
8/23/2021			0.031			
8/24/2021	0.0024 (J)					
2/9/2022				0.0036 (J)		
2/10/2022						<0.03
2/11/2022					0.0074 (J)	

Confidence Interval

Constituent: Lithium (mg/L) Analysis Run 5/23/2022 10:23 AM View: Appendix IV

Plant Bowen Client: Southern Company Data: Bowen AP-1

	BGWC-41D	BGWC-42D	BGWC-43D	BGWC-44D	BGWC-7	BGWC-8
2/15/2022	0.002 (J)		0.027 (J)			
2/17/2022		<0.15 (o)				
Mean	0.001744	0.0087	0.0262	0.00286	0.009495	0.02862
Std. Dev.	0.0005428	0.01421	0.003114	0.0008019	0.004805	0.006328
Upper Lim.	0.002654	0.03	0.03142	0.004204	0.0094	0.03
Lower Lim.	0.0008344	0.0012	0.02098	0.001516	0.0074	0.001

Confidence Interval

Constituent: Lithium (mg/L) Analysis Run 5/23/2022 10:23 AM View: Appendix IV

Plant Bowen Client: Southern Company Data: Bowen AP-1

	BGWC-9	BGWC-51	BGWC-52
6/6/2016	<0.03		
8/11/2016	<0.03		
10/5/2016	<0.03		
12/5/2016	<0.03		
2/15/2017	<0.03		
4/17/2017	0.0013 (J)		
5/26/2017	0.0013 (J)		
7/11/2017	<0.03		
3/27/2018	0.0014 (J)		
6/12/2018	0.0012 (J)		
10/17/2018	<0.03		
4/1/2019	0.0012 (J)		
9/24/2019	0.0011 (J)		
2/20/2020	0.002 (J)		
3/19/2020	0.0019 (J)		
9/24/2020	0.0011 (J)		
1/28/2021		0.0017 (J)	0.0037 (J)
2/17/2021	0.0013 (J)		
2/23/2021		0.0015 (J)	0.0038 (J)
3/24/2021	0.0014 (J)		
3/30/2021		0.0035 (J)	0.0038 (J)
8/18/2021	0.0013 (J)		
8/23/2021		0.0011 (J)	0.0033 (J)
2/10/2022	0.0016 (J)		
2/14/2022		<0.03	0.002 (J)
Mean	0.0114	0.00756	0.00332
Std. Dev.	0.014	0.01258	0.0007662
Upper Lim.	0.03	0.003604	0.004112
Lower Lim.	0.0012	0.0008694	0.001765

Confidence Interval

Constituent: Mercury (mg/L) Analysis Run 5/23/2022 10:23 AM View: Appendix IV

Plant Bowen Client: Southern Company Data: Bowen AP-1

	BGWA-6	BGWC-10	BGWC-12	BGWC-16	BGWC-17	BGWC-18
6/6/2016	8.4E-05 (J)					
6/7/2016		0.0001 (J)	0.0001 (J)	9.8E-05 (J)	0.00017 (J)	
6/8/2016						<0.0002
8/10/2016	<0.0002					
8/11/2016				<0.0002	0.00019 (J)	
8/12/2016			<0.0002			<0.0002
8/16/2016		<0.0002				
10/4/2016	<0.0002					
10/6/2016			<0.0002			
10/7/2016		<0.0002		<0.0002	0.00014 (J)	<0.0002
12/1/2016	<0.0002					
12/5/2016			<0.0002			
12/6/2016		<0.0002		<0.0002	0.00016 (J)	<0.0002
2/14/2017	<0.0002					
2/15/2017			<0.0002			
2/16/2017		<0.0002		<0.0002	0.00017 (J)	<0.0002
4/13/2017	<0.0002					
4/18/2017		<0.0002	<0.0002	<0.0002		
4/19/2017					0.00014 (J)	<0.0002
5/25/2017	<0.0002					
5/30/2017				<0.0002	0.00023 (J)	
6/1/2017						<0.0002
6/2/2017		<0.0002	<0.0002			
7/7/2017	<0.0002					
7/12/2017		<0.0002				
7/13/2017			<0.0002			
7/14/2017				<0.0002	0.00016 (J)	<0.0002
3/27/2018		<0.0002		<0.0002	<0.0002	<0.0002
3/28/2018			<0.0002			
2/25/2019				<0.0002		
2/27/2019					0.00029 (J)	7.9E-05 (J)
2/28/2019		4.8E-05 (J)	5.8E-05 (J)			
4/1/2019			<0.0002			
4/2/2019	<0.0002	<0.0002		<0.0002	0.0004	<0.0002
9/23/2019	<0.0002					
9/25/2019		<0.0002	<0.0002			
9/26/2019				<0.0002	<0.0002	<0.0002
2/18/2020	<0.0002					
2/20/2020		<0.0002		<0.0002		
2/24/2020			<0.0002		0.0003 (J)	<0.0002
3/19/2020	<0.0002		<0.0002	<0.0002	0.00017 (J)	
3/20/2020						<0.0002
3/23/2020		<0.0002				
9/23/2020	<0.0002					
9/24/2020		<0.0002		<0.0002	0.00027 (J)	<0.0002
9/25/2020			<0.0002			
2/18/2021	<0.0002	<0.0002		<0.0002	0.00017 (J)	<0.0002
2/19/2021			<0.0002			
3/24/2021			<0.0002	<0.0002	0.00012 (J)	<0.0002
3/30/2021		<0.0002				
3/31/2021	<0.0002					
8/16/2021	<0.0002					

Confidence Interval

Constituent: Mercury (mg/L) Analysis Run 5/23/2022 10:23 AM View: Appendix IV

Plant Bowen Client: Southern Company Data: Bowen AP-1

	BGWA-6	BGWC-10	BGWC-12	BGWC-16	BGWC-17	BGWC-18
8/18/2021		<0.0002	<0.0002	0.0002 (J)		
8/19/2021					<0.0002	<0.0002
2/9/2022	<0.0002					
2/11/2022		<0.0002	<0.0002	<0.0002	<0.0002	
2/16/2022						<0.0002
Mean	0.0001932	0.0001867	0.0001873	0.0001946	0.0002042	0.0001936
Std. Dev.	2.813E-05	4.066E-05	3.879E-05	2.34E-05	6.834E-05	2.776E-05
Upper Lim.	0.0002	0.0002	0.0002	0.0002	0.0002196	0.0002
Lower Lim.	8.4E-05	0.0001	0.0001	9.8E-05	0.0001385	7.9E-05

Confidence Interval

Constituent: Mercury (mg/L) Analysis Run 5/23/2022 10:23 AM View: Appendix IV

Plant Bowen Client: Southern Company Data: Bowen AP-1

	BGWC-19	BGWC-20	BGWC-22	BGWC-23	BGWC-24	BGWC-25
6/8/2016	<0.0002	<0.0002	9.2E-05 (J)			<0.0002
6/9/2016				<0.0002	<0.0002	
8/12/2016	<0.0002	<0.0002				
8/15/2016						<0.0002
8/18/2016			<0.0002	<0.0002	<0.0002	
10/7/2016	<0.0002					
10/10/2016		<0.0002	<0.0002	<0.0002	4E-05 (J)	<0.0002
12/7/2016	8E-05 (J)	<0.0002		5E-05 (J)	7E-05 (J)	
12/8/2016			<0.0002			<0.0002
2/16/2017	<0.0002					
2/17/2017		<0.0002	<0.0002			
2/20/2017				<0.0002	5E-05 (J)	<0.0002
4/19/2017	<0.0002	<0.0002		<0.0002	0.00016 (J)	
4/20/2017			<0.0002			<0.0002
6/1/2017	<0.0002	<0.0002				<0.0002
6/5/2017			<0.0002	<0.0002	0.00013 (J)	
7/14/2017	<0.0002					
7/17/2017				<0.0002	0.00013 (J)	<0.0002
7/18/2017		<0.0002				
7/19/2017			<0.0002			
3/27/2018	<0.0002					
3/28/2018		<0.0002				<0.0002
3/29/2018			<0.0002	<0.0002	<0.0002	
2/27/2019		6.6E-05 (J)				
3/1/2019	5E-05 (J)		4.2E-05 (J)	4.4E-05 (J)	0.00093	4.7E-05 (J)
4/3/2019	<0.0002	<0.0002	<0.0002	<0.0002	0.0013	
4/4/2019						<0.0002
9/26/2019	<0.0002	<0.0002				
9/27/2019			<0.0002	<0.0002		
9/30/2019					0.0011	<0.0002
2/24/2020	<0.0002	<0.0002				
2/25/2020			<0.0002	<0.0002		
2/26/2020					0.0011	<0.0002
3/20/2020	<0.0002		<0.0002			
3/23/2020		<0.0002		<0.0002		
3/24/2020						<0.0002
3/25/2020					0.0011	
9/24/2020			<0.0002	<0.0002		
9/25/2020					0.0036	
9/28/2020	<0.0002	<0.0002				<0.0002
2/18/2021	<0.0002	<0.0002				
2/19/2021			<0.0002	<0.0002	0.0033	
2/23/2021						<0.0002
3/26/2021	<0.0002			<0.0002	0.0058	<0.0002
3/29/2021		<0.0002	<0.0002			
8/19/2021						<0.0002
8/20/2021	<0.0002	<0.0002				
8/23/2021			<0.0002	<0.0002	0.00026	
2/14/2022				<0.0002		
2/15/2022			<0.0002		0.0014	
2/16/2022	<0.0002	<0.0002				<0.0002
Mean	0.0001858	0.0001929	0.000186	0.0001839	0.001109	0.0001919

Confidence Interval

Constituent: Mercury (mg/L) Analysis Run 5/23/2022 10:23 AM View: Appendix IV

Plant Bowen Client: Southern Company Data: Bowen AP-1

	BGWC-19	BGWC-20	BGWC-22	BGWC-23	BGWC-24	BGWC-25
Std. Dev.	4.286E-05	3.074E-05	4.276E-05	4.825E-05	0.001537	3.51E-05
Upper Lim.	0.0002	0.0002	0.0002	0.0002	0.000725	0.0002
Lower Lim.	8E-05	6.6E-05	9.2E-05	5E-05	0.0001036	4.7E-05

Confidence Interval

Constituent: Mercury (mg/L) Analysis Run 5/23/2022 10:23 AM View: Appendix IV

Plant Bowen Client: Southern Company Data: Bowen AP-1

	BGWC-30	BGWC-36D	BGWC-38D	BGWC-7	BGWC-8	BGWC-9
6/6/2016						8E-05 (J)
6/7/2016					9.7E-05 (J)	
6/8/2016				<0.0002		
8/10/2016					<0.0002	
8/11/2016				<0.0002		<0.0002
10/4/2016					<0.0002	
10/5/2016						<0.0002
10/6/2016				<0.0002		
12/2/2016					<0.0002	
12/5/2016						<0.0002
12/6/2016				<0.0002		
1/23/2017	8E-05 (J)					
2/7/2017	0.00011 (J)					
2/14/2017					<0.0002	
2/15/2017				<0.0002		<0.0002
3/27/2017	8E-05 (J)					
4/14/2017					<0.0002	
4/17/2017	4E-05 (J)					<0.0002
4/18/2017				<0.0002		
5/22/2017	<0.0002					
5/26/2017					<0.0002	<0.0002
6/2/2017				<0.0002		
6/5/2017	6E-05 (J)					
7/10/2017					<0.0002	
7/11/2017	9.1E-05 (J)					<0.0002
7/14/2017				<0.0002		
8/23/2017	5E-05 (J)					
3/26/2018	<0.0002				<0.0002	
3/27/2018				<0.0002		<0.0002
2/25/2019					<0.0002	
2/28/2019				5.3E-05 (J)		
3/1/2019	0.0001 (J)					
4/1/2019					<0.0002	<0.0002
4/2/2019	<0.0002	<0.0002		<0.0002		
9/24/2019				<0.0002	<0.0002	<0.0002
9/27/2019	<0.0002	<0.0002				
2/19/2020					<0.0002	
2/20/2020						<0.0002
2/21/2020				<0.0002		
2/26/2020	<0.0002	0.00018 (J)				
2/27/2020			<0.0002			
3/18/2020					<0.0002	
3/19/2020				<0.0002		<0.0002
3/23/2020	<0.0002	<0.0002				
3/24/2020			<0.0002			
9/2/2020			0.0001 (J)			
9/23/2020					<0.0002	
9/24/2020						<0.0002
9/25/2020	<0.0002			<0.0002		
9/28/2020		<0.0002				
2/16/2021					<0.0002	
2/17/2021						<0.0002

Confidence Interval

Constituent: Mercury (mg/L) Analysis Run 5/23/2022 10:23 AM View: Appendix IV

Plant Bowen Client: Southern Company Data: Bowen AP-1

	BGWC-30	BGWC-36D	BGWC-38D	BGWC-7	BGWC-8	BGWC-9
2/18/2021				<0.0002		
3/8/2021	<0.0002	<0.0002				
3/9/2021			<0.0002			
3/24/2021					<0.0002	<0.0002
3/25/2021	<0.0002	<0.0002				
3/29/2021			<0.0002			
3/30/2021				<0.0002		
8/18/2021					<0.0002	<0.0002
8/19/2021	<0.0002		0.00012 (J)	<0.0002		
8/23/2021		<0.0002				
2/10/2022					<0.0002	<0.0002
2/11/2022				<0.0002		
2/14/2022	<0.0002	<0.0002	<0.0002			
Mean	0.0001479	0.0001978	0.0001743	0.0001923	0.0001946	0.0001933
Std. Dev.	6.455E-05	6.667E-06	4.429E-05	3.372E-05	2.363E-05	2.828E-05
Upper Lim.	0.0002	0.0002	0.0002	0.0002	0.0002	0.0002
Lower Lim.	8E-05	0.00018	0.0001	5.3E-05	9.7E-05	8E-05

Confidence Interval

Constituent: Mercury (mg/L) Analysis Run 5/23/2022 10:23 AM View: Appendix IV

Plant Bowen Client: Southern Company Data: Bowen AP-1

	BGWC-51	BGWC-52
1/28/2021	0.0046	0.00019 (J)
2/23/2021	0.0033	<0.0002
3/30/2021	0.002	<0.0002
8/23/2021	0.0014	<0.0002
2/14/2022	0.00025	<0.0002
Mean	0.00231	0.000198
Std. Dev.	0.001688	4.472E-06
Upper Lim.	0.005138	0.0002
Lower Lim.	-0.0005179	0.00019

Confidence Interval

Constituent: Molybdenum (mg/L) Analysis Run 5/23/2022 10:23 AM View: Appendix IV

Plant Bowen Client: Southern Company Data: Bowen AP-1

	BGWA-6	BGWC-10	BGWC-14A	BGWC-19	BGWC-20	BGWC-21
6/6/2016	<0.01					
6/7/2016		0.0067 (J)				
6/8/2016				<0.01	0.011 (J)	0.0027 (J)
8/10/2016	<0.01					
8/12/2016				<0.01	0.0127	
8/16/2016		0.0032 (J)				
8/18/2016						0.0023 (J)
10/4/2016	<0.01					
10/7/2016		0.0032 (J)		<0.01		
10/10/2016					0.0136	0.0025 (J)
12/1/2016	<0.01					
12/6/2016		0.0049 (J)				
12/7/2016				<0.01	0.0139	
12/8/2016						<0.01
2/14/2017	<0.01					
2/16/2017		0.0039 (J)		<0.01		
2/17/2017					0.0148	<0.01
4/13/2017	<0.01					
4/18/2017		0.0032 (J)				
4/19/2017				<0.01	0.012	0.0014 (J)
5/25/2017	<0.01					
6/1/2017				<0.01	0.0125	0.0012 (J)
6/2/2017		0.0035 (J)				
7/7/2017	<0.01					
7/12/2017		0.0037 (J)				
7/14/2017				<0.01		
7/18/2017					0.0155	0.0013 (J)
3/27/2018		0.0032 (J)		<0.01		
3/28/2018					0.012	<0.01
6/13/2018					0.016	
6/14/2018		0.0033 (J)				<0.01
6/15/2018				<0.01		
10/16/2018	<0.01					
10/18/2018		0.0034 (J)				
10/19/2018				<0.01		<0.01
10/22/2018					0.013	
2/27/2019					0.013	
2/28/2019		0.0035 (J)				
3/1/2019				<0.01		
4/2/2019	0.00026 (J)	0.0032 (J)				
4/3/2019				0.00023 (J)	0.012	0.0019 (J)
9/23/2019	<0.01					
9/25/2019		0.0035 (J)				
9/26/2019				<0.01	0.015	
9/30/2019						0.003 (J)
2/18/2020	<0.01					
2/20/2020		0.0037 (J)				
2/24/2020				<0.01	0.015	
2/26/2020						0.0016 (J)
3/19/2020	<0.01					
3/20/2020				<0.01		0.0023 (J)
3/23/2020		0.0035 (J)			0.016	

Confidence Interval

Constituent: Molybdenum (mg/L) Analysis Run 5/23/2022 10:23 AM View: Appendix IV

Plant Bowen Client: Southern Company Data: Bowen AP-1

	BGWA-6	BGWC-10	BGWC-14A	BGWC-19	BGWC-20	BGWC-21
5/22/2020			0.0012 (J)			
6/23/2020			<0.01			
7/28/2020			0.00094 (J)			
9/2/2020			0.0013 (J)			
9/23/2020	<0.01					
9/24/2020		0.0032 (J)				0.0036 (J)
9/28/2020				<0.01	0.018	
10/1/2020			0.0017 (J)			
11/10/2020			0.0016 (J)			
12/15/2020			0.0019			
1/20/2021			0.0016 (J)			
2/18/2021	<0.01	0.0036 (J)	0.0045 (J)	<0.01	0.028	
2/19/2021						0.0013 (J)
3/24/2021			<0.01			
3/26/2021				<0.01		
3/29/2021					0.024	0.0021 (J)
3/30/2021		0.0035 (J)				
3/31/2021	0.001 (J)					
8/16/2021	<0.01					
8/18/2021		0.0029 (J)	0.0011 (J)			
8/20/2021				<0.01	0.026	0.003 (J)
2/9/2022	<0.01		<0.01			
2/11/2022		0.003 (J)				
2/16/2022				<0.01	0.025	0.005 (J)
Mean	0.008959	0.00361	0.00382	0.009535	0.01614	0.00426
Std. Dev.	0.003033	0.0008185	0.003837	0.002132	0.005102	0.003513
Upper Lim.	0.01	0.0037	0.01	0.01	0.018	0.005
Lower Lim.	0.001	0.0032	0.0011	0.00023	0.0125	0.0016

Confidence Interval

Constituent: Molybdenum (mg/L) Analysis Run 5/23/2022 10:23 AM View: Appendix IV

Plant Bowen Client: Southern Company Data: Bowen AP-1

	BGWC-22	BGWC-23	BGWC-24	BGWC-25	BGWC-30	BGWC-31
6/8/2016	0.07			0.0064 (J)		
6/9/2016		0.013 (J)	0.0024 (J)			
8/15/2016				0.0039 (J)		
8/18/2016	0.0758	0.0136	0.0034 (J)			
10/10/2016	0.0712	0.0134	0.0047 (J)	0.0029 (J)		
12/7/2016		0.0128	0.0066 (J)			
12/8/2016	0.0682			<0.01		
1/23/2017					0.0125	
2/7/2017					0.0163	
2/17/2017	0.066					
2/20/2017		0.0122	0.0026 (J)	0.0024 (J)		
3/27/2017					0.0157	
4/17/2017					0.0178	
4/19/2017		0.0124	0.002 (J)			
4/20/2017	0.0662			0.0019 (J)		
5/22/2017					0.0208	
6/1/2017				0.0026 (J)		
6/5/2017	0.071	0.0115	0.0015 (J)		0.0191	
7/11/2017					0.0218	
7/17/2017		0.0131	0.0013 (J)	0.0024 (J)		
7/19/2017	0.0703					
8/23/2017					0.0218	
3/26/2018					0.014	
3/28/2018				<0.01		
3/29/2018	0.056	0.013	0.0027 (J)			
6/13/2018		0.013	<0.01			
6/14/2018	0.059			<0.01		
6/15/2018					0.012	
10/18/2018						<0.01
10/22/2018	0.055	0.013	<0.01	<0.01	0.01	
3/1/2019	0.039	0.013	<0.01	<0.01	0.011	
4/2/2019					0.01	
4/3/2019	0.039	0.012	0.00095 (J)			
4/4/2019				0.00096 (J)		0.00033 (J)
5/2/2019	0.043					
9/24/2019						<0.01
9/27/2019	0.045	0.012			0.0036 (J)	
9/30/2019			0.00099 (J)	<0.01		
2/25/2020	0.039	0.014				
2/26/2020			<0.01	<0.01	0.0023 (J)	<0.01
3/20/2020	0.039					
3/23/2020		0.013			0.0037 (J)	<0.01
3/24/2020				<0.01		
3/25/2020			<0.01			
9/24/2020	0.04	0.011				
9/25/2020			0.00081 (J)		0.0027 (J)	
9/28/2020				<0.01		<0.01
2/19/2021	0.046	0.011	<0.01			
2/22/2021						<0.01
2/23/2021				<0.01		
3/8/2021					0.0031 (J)	
3/25/2021					0.0017 (J)	

Confidence Interval

Constituent: Molybdenum (mg/L) Analysis Run 5/23/2022 10:23 AM View: Appendix IV

Plant Bowen Client: Southern Company Data: Bowen AP-1

	BGWC-22	BGWC-23	BGWC-24	BGWC-25	BGWC-30	BGWC-31
3/26/2021		0.011 (J)	<0.01	<0.01		
3/29/2021	0.045					<0.01
7/19/2021	0.044	0.011	<0.01			
7/20/2021					0.0018 (J)	
8/19/2021				<0.01	0.0032 (J)	
8/20/2021						<0.01
8/23/2021	0.041	0.0098 (J)	<0.01			
11/1/2021	0.043	0.0092 (J)	<0.01		0.0032 (J)	
2/14/2022		0.0079 (J)			0.0048 (J)	
2/15/2022	0.039		<0.01			
2/16/2022				<0.01		<0.01
Mean	0.05295	0.012	0.006085	0.007308	0.01013	0.009033
Std. Dev.	0.01341	0.001512	0.004022	0.003647	0.007181	0.003058
Upper Lim.	0.0682	0.01279	0.01	0.01	0.01388	0.01
Lower Lim.	0.04	0.0112	0.002	0.0026	0.006371	0.01

Confidence Interval

Constituent: Molybdenum (mg/L) Analysis Run 5/23/2022 10:23 AM View: Appendix IV

Plant Bowen Client: Southern Company Data: Bowen AP-1

	BGWC-32	BGWC-34D	BGWC-35D	BGWC-36D	BGWC-37D	BGWC-38D
10/17/2018				0.017		
10/19/2018		0.0021 (J)				
10/22/2018	0.0038 (J)		0.033			
11/29/2018			0.03			
1/14/2019				0.013		
4/2/2019				0.011		
4/4/2019		0.0011 (J)	0.03			
4/5/2019	0.0035 (J)					
5/2/2019						0.11
5/3/2019	0.0048 (J)				0.04	
9/24/2019		<0.01				
9/26/2019	0.003 (J)		0.033			
9/27/2019				0.013		
2/25/2020			0.026		0.012	
2/26/2020				0.0032 (J)		
2/27/2020	0.0032 (J)	0.001 (J)				0.11
3/23/2020				0.0058 (J)		
3/24/2020	0.0031 (J)	0.001 (J)			0.01	0.12
3/25/2020			0.022			
9/2/2020						0.1
9/25/2020	0.003 (J)		0.024		0.0088 (J)	
9/28/2020		0.00078 (J)		0.0084 (J)		
2/19/2021		0.0009 (J)				
2/22/2021			0.035		0.012	
2/23/2021	0.0032 (J)					
3/8/2021				0.0083 (J)		
3/9/2021						0.13
3/25/2021				0.013		
3/26/2021			0.036		0.017	
3/29/2021						0.13
3/30/2021	0.0037 (J)	0.0011 (J)				
8/19/2021						0.076
8/20/2021			0.04		0.016	
8/23/2021				0.014		
8/24/2021		0.00098 (J)				
8/25/2021	0.0038 (J)					
11/1/2021						0.081
2/14/2022				0.012		0.097
2/16/2022	0.0038 (J)	0.00094 (J)				
2/17/2022			0.039		0.016	
Mean	0.003536	0.00199	0.03164	0.01079	0.01648	0.106
Std. Dev.	0.0005316	0.002838	0.005887	0.003993	0.009964	0.01944
Upper Lim.	0.003979	0.0021	0.03654	0.01412	0.02417	0.1248
Lower Lim.	0.003093	0.0009	0.02673	0.007463	0.008967	0.08723

Confidence Interval

Constituent: Molybdenum (mg/L) Analysis Run 5/23/2022 10:23 AM View: Appendix IV

Plant Bowen Client: Southern Company Data: Bowen AP-1

	BGWC-39	BGWC-40	BGWC-41D	BGWC-42D	BGWC-43D	BGWC-44D
2/27/2020	0.0039 (J)					
2/28/2020		0.0014 (J)				
3/24/2020	0.0026 (J)					
3/25/2020		0.0012 (J)				
5/4/2020			<0.01		0.14	<0.01
5/11/2020				0.02		
5/20/2020				0.021	0.16	
9/2/2020			0.015			
9/3/2020				0.018	0.11	0.0055 (J)
9/29/2020	0.01	0.00069 (J)				
2/18/2021						0.0062 (J)
2/22/2021	0.0076 (J)	<0.01	0.013	0.0052 (J)		
3/8/2021					0.2	
3/29/2021					0.21	
3/30/2021		<0.01				
3/31/2021	0.0062 (J)		0.011			0.0023 (J)
4/1/2021				0.0059 (J)		
7/20/2021					0.24	
8/18/2021						0.0041 (J)
8/20/2021				0.013		
8/23/2021					0.21	
8/24/2021	0.0076 (J)	<0.01	0.011			
2/9/2022						0.0011 (J)
2/15/2022			0.0087 (J)		0.15	
2/16/2022	0.0052 (J)	<0.01				
2/17/2022				0.0055 (J)		
Mean	0.006157	0.006184	0.01145	0.01266	0.1775	0.004867
Std. Dev.	0.002503	0.004764	0.002239	0.007126	0.044	0.003159
Upper Lim.	0.009131	0.01	0.0142	0.02051	0.2241	0.006466
Lower Lim.	0.003184	0.00069	0.007497	-0.00365	0.1309	0.001214

Confidence Interval

Constituent: Molybdenum (mg/L) Analysis Run 5/23/2022 10:23 AM View: Appendix IV

Plant Bowen Client: Southern Company Data: Bowen AP-1

	BGWC-7	BGWC-8	BGWC-9	BGWC-51	BGWC-52
6/6/2016			0.0028 (J)		
6/7/2016		0.00063 (J)			
6/8/2016	0.0088 (J)				
8/10/2016		0.0039 (J)			
8/11/2016	0.01		0.003 (J)		
10/4/2016		0.0052 (J)			
10/5/2016			0.0032 (J)		
10/6/2016	0.0117				
12/2/2016		<0.01			
12/5/2016			0.0033 (J)		
12/6/2016	0.0102				
2/14/2017		0.0044 (J)			
2/15/2017	0.0018 (J)		0.0027 (J)		
4/14/2017		0.0013 (J)			
4/17/2017			0.0025 (J)		
4/18/2017	0.0103				
5/26/2017		0.0024 (J)	0.0029 (J)		
6/2/2017	0.0129				
7/10/2017		0.0013 (J)			
7/11/2017			0.0029 (J)		
7/14/2017	0.0129				
3/26/2018		<0.01			
3/27/2018	0.01		0.0031 (J)		
6/12/2018		0.0026 (J)	0.0043 (J)		
6/13/2018	0.013				
10/16/2018		0.0041 (J)			
10/17/2018			0.0038 (J)		
10/18/2018	0.01 (J)				
2/25/2019		<0.01			
2/28/2019	0.016				
4/1/2019		0.00054 (J)	0.0027 (J)		
4/2/2019	0.011				
9/24/2019	0.01 (J)	0.0016 (J)	0.0041 (J)		
2/19/2020		0.0018 (J)			
2/20/2020			0.002 (J)		
2/21/2020	0.011				
3/18/2020		<0.01			
3/19/2020	0.011		0.0024 (J)		
9/23/2020		<0.01			
9/24/2020			0.0034 (J)		
9/25/2020	0.0099 (J)				
1/28/2021				<0.01	0.0038 (J)
2/16/2021		0.0011 (J)			
2/17/2021			0.0033 (J)		
2/18/2021	0.0098 (J)				
2/23/2021				<0.01	0.0039 (J)
3/24/2021		<0.01	0.0027 (J)		
3/30/2021	0.011			0.0027 (J)	0.0035 (J)
8/18/2021		0.0019 (J)	0.0028 (J)		
8/19/2021	0.0094 (J)				
8/23/2021				<0.01	0.0038 (J)
2/10/2022		0.00081 (J)	0.0026 (J)		

Confidence Interval

Constituent: Molybdenum (mg/L) Analysis Run 5/23/2022 10:23 AM View: Appendix IV

Plant Bowen Client: Southern Company Data: Bowen AP-1

	BGWC-7	BGWC-8	BGWC-9	BGWC-51	BGWC-52
2/11/2022	0.0088 (J)				
2/14/2022				<0.01	0.0041 (J)
Mean	0.01045	0.004456	0.003025	0.00854	0.00382
Std. Dev.	0.002599	0.003803	0.0005646	0.003265	0.0002168
Upper Lim.	0.01193	0.00272	0.003346	0.01	0.004183
Lower Lim.	0.009439	0.001237	0.002704	0.0027	0.003457

Confidence Interval

Constituent: Selenium (mg/L) Analysis Run 5/23/2022 10:23 AM View: Appendix IV

Plant Bowen Client: Southern Company Data: Bowen AP-1

	BGWA-6	BGWC-12	BGWC-14A	BGWC-16	BGWC-17	BGWC-18
6/6/2016	<0.005					
6/7/2016		<0.005		<0.005	0.0004 (J)	
6/8/2016						<0.005
8/10/2016	<0.005					
8/11/2016				<0.005	<0.005	
8/12/2016		<0.005				<0.005
10/4/2016	<0.005					
10/6/2016		<0.005				
10/7/2016				<0.005	<0.005	<0.005
12/1/2016	<0.005					
12/5/2016		<0.005				
12/6/2016				<0.005	<0.005	<0.005
2/14/2017	<0.005					
2/15/2017		<0.005				
2/16/2017				0.0012 (J)	<0.005	<0.005
4/13/2017	<0.005					
4/18/2017		<0.005		<0.005		
4/19/2017					<0.005	<0.005
5/25/2017	<0.005					
5/30/2017				<0.005	<0.005	
6/1/2017						<0.005
6/2/2017		<0.005				
7/7/2017	<0.005					
7/13/2017		<0.005				
7/14/2017				<0.005	<0.005	<0.005
3/27/2018				<0.005	<0.005	<0.005
3/28/2018		<0.005				
2/25/2019				<0.005		
2/27/2019					<0.005	<0.005
2/28/2019		<0.005				
4/1/2019		0.0004 (J)				
4/2/2019	0.00031 (J)			0.0006 (J)	0.00077 (J)	0.001 (J)
9/23/2019	<0.005					
9/25/2019		<0.005				
9/26/2019				<0.005	<0.005	<0.005
2/18/2020	<0.005					
2/20/2020				0.0026 (J)		
2/24/2020		<0.005			0.0013 (J)	<0.005
3/19/2020	<0.005	<0.005		0.0019 (J)	0.0022 (J)	
3/20/2020						<0.005
5/22/2020			0.0014 (J)			
6/23/2020			<0.005			
7/28/2020			<0.005			
9/2/2020			<0.005			
9/23/2020	<0.005					
9/24/2020				0.003 (J)	<0.005	<0.005
9/25/2020		<0.005				
10/1/2020			<0.005			
11/10/2020			<0.005			
12/15/2020			<0.005			
1/20/2021			<0.005			
2/18/2021	<0.005		<0.005	0.0017 (J)	<0.005	<0.005

Confidence Interval

Constituent: Selenium (mg/L) Analysis Run 5/23/2022 10:23 AM View: Appendix IV

Plant Bowen Client: Southern Company Data: Bowen AP-1

	BGWA-6	BGWC-12	BGWC-14A	BGWC-16	BGWC-17	BGWC-18
2/19/2021		<0.005				
3/24/2021		<0.005	<0.005	0.0017 (J)	<0.005	<0.005
3/31/2021	0.0032 (J)					
8/16/2021	<0.005					
8/18/2021		<0.005	<0.005	<0.005		
8/19/2021					<0.005	<0.005
2/9/2022	<0.005		<0.005			
2/11/2022		<0.005		<0.005	<0.005	
2/16/2022						<0.005
Mean	0.004618	0.004758	0.0047	0.003826	0.004193	0.004789
Std. Dev.	0.001193	0.001055	0.001039	0.001646	0.001637	0.0009177
Upper Lim.	0.005	0.005	0.005	0.005	0.005	0.005
Lower Lim.	0.0032	0.0004	0.0014	0.0019	0.0022	0.001

Confidence Interval

Constituent: Selenium (mg/L) Analysis Run 5/23/2022 10:23 AM View: Appendix IV

Plant Bowen Client: Southern Company Data: Bowen AP-1

	BGWC-19	BGWC-20	BGWC-21	BGWC-22	BGWC-23	BGWC-24
6/8/2016	0.00043 (J)	<0.005	<0.005	<0.005		
6/9/2016					<0.005	0.00099 (J)
8/12/2016	<0.005	<0.005				
8/18/2016			<0.005	<0.005	<0.005	0.0023 (J)
10/7/2016	<0.005					
10/10/2016		<0.005	0.001 (J)	<0.005	<0.005	0.004 (J)
12/7/2016	<0.005	0.0037 (J)			0.0176	0.0302
12/8/2016			<0.005	0.012		
2/16/2017	<0.005					
2/17/2017		<0.005	<0.005	<0.005		
2/20/2017					<0.005	0.0044 (J)
4/19/2017	<0.005	<0.005	<0.005		<0.005	0.0046 (J)
4/20/2017				<0.005		
6/1/2017	<0.005	<0.005	<0.005			
6/5/2017				0.0018 (J)	<0.005	0.0033 (J)
7/14/2017	<0.005					
7/17/2017					<0.005	0.0052 (J)
7/18/2017		<0.005	<0.005			
7/19/2017				<0.005		
3/27/2018	<0.005					
3/28/2018		<0.005	<0.005			
3/29/2018				<0.005	<0.005	<0.005
2/27/2019		<0.005				
3/1/2019	<0.005			<0.005	<0.005	<0.005
4/3/2019	0.00058 (J)	<0.005	0.00012 (J)	<0.005	<0.005	0.0038 (J)
9/26/2019	<0.005	<0.005				
9/27/2019				<0.005	<0.005	
9/30/2019			<0.005			0.0065 (J)
2/24/2020	0.0013 (J)	<0.005				
2/25/2020				<0.005	0.002 (J)	
2/26/2020			<0.005			0.0077 (J)
3/20/2020	<0.005		<0.005	<0.005		
3/23/2020		<0.005			<0.005	
3/25/2020						0.0067 (J)
9/24/2020			<0.005	0.0026 (J)	<0.005	
9/25/2020						0.01
9/28/2020	<0.005	<0.005				
2/18/2021	<0.005	<0.005				
2/19/2021			<0.005	<0.005	<0.005	0.0065
3/26/2021	<0.005				<0.005	<0.005
3/29/2021		<0.005	<0.005	<0.005		
8/20/2021	<0.005	<0.005	<0.005			
8/23/2021				<0.005	<0.005	0.0045 (J)
2/14/2022					<0.005	
2/15/2022				<0.005		0.0055
2/16/2022	<0.005	<0.005	<0.005			
Mean	0.004332	0.004932	0.004507	0.005074	0.005505	0.006378
Std. Dev.	0.001592	0.0002982	0.001444	0.001899	0.003008	0.006094
Upper Lim.	0.005	0.005	0.005	0.012	0.0176	0.0067
Lower Lim.	0.0013	0.0037	0.001	0.0026	0.002	0.0038

Confidence Interval

Constituent: Selenium (mg/L) Analysis Run 5/23/2022 10:23 AM View: Appendix IV

Plant Bowen Client: Southern Company Data: Bowen AP-1

	BGWC-30	BGWC-31	BGWC-32	BGWC-34D	BGWC-36D	BGWC-38D
1/23/2017	0.015					
2/7/2017	0.0114					
3/27/2017	0.0092 (J)					
4/17/2017	0.0082 (J)					
5/22/2017	0.0094 (J)					
6/5/2017	0.0118					
7/11/2017	0.012					
8/23/2017	0.0097 (J)					
3/26/2018	<0.005					
3/1/2019	0.01 (J)					
4/2/2019	0.0092 (J)				0.014	
4/4/2019		8E-05 (J)		0.0001 (J)		
4/5/2019			0.00015 (J)			
9/24/2019		<0.005		<0.005		
9/26/2019			<0.005			
9/27/2019	0.0033 (J)				0.0071 (J)	
2/26/2020	<0.005	<0.005			0.0029 (J)	
2/27/2020			<0.005	<0.005		<0.005
3/23/2020	0.0041 (J)	<0.005			0.0033 (J)	
3/24/2020			<0.005	<0.005		<0.005
9/2/2020						0.003 (J)
9/25/2020	0.0035 (J)		<0.005			
9/28/2020		<0.005		<0.005	0.0076 (J)	
2/19/2021				<0.005		
2/22/2021		<0.005				
2/23/2021			<0.005			
3/8/2021	0.0048 (J)				0.011	
3/9/2021						0.005
3/25/2021	0.0021 (J)				0.012	
3/29/2021		<0.005				<0.005
3/30/2021			<0.005	<0.005		
8/19/2021	0.0052					<0.005
8/20/2021		<0.005				
8/23/2021					0.0086	
8/24/2021				<0.005		
8/25/2021			<0.005			
2/14/2022	0.0084				0.011	<0.005
2/16/2022		<0.005	<0.005	<0.005		
Mean	0.007753	0.004453	0.004461	0.004456	0.008611	0.004714
Std. Dev.	0.003576	0.00164	0.001617	0.001633	0.003809	0.0007559
Upper Lim.	0.009847	0.005	0.005	0.005	0.01229	0.005
Lower Lim.	0.005659	8E-05	0.00015	0.0001	0.004934	0.003

Confidence Interval

Constituent: Selenium (mg/L) Analysis Run 5/23/2022 10:23 AM View: Appendix IV

Plant Bowen Client: Southern Company Data: Bowen AP-1

	BGWC-39	BGWC-40	BGWC-41D	BGWC-42D	BGWC-43D	BGWC-8
6/7/2016						4.8E-05 (J)
8/10/2016						<0.005
10/4/2016						<0.005
12/2/2016						<0.005
2/14/2017						<0.005
4/14/2017						<0.005
5/26/2017						<0.005
7/10/2017						<0.005
3/26/2018						<0.005
2/25/2019						<0.005
4/1/2019						0.00015 (J)
9/24/2019						<0.005
2/19/2020						<0.005
2/27/2020	<0.005					
2/28/2020		0.0018 (J)				
3/18/2020						<0.005
3/24/2020	<0.005					
3/25/2020		0.0039 (J)				
9/2/2020			0.0016 (J)			
9/3/2020				0.0022 (J)	0.0028 (J)	
9/23/2020						<0.005
9/29/2020	0.002 (J)	0.005 (J)				
2/16/2021						<0.005
2/22/2021	<0.005	0.0094	<0.005	<0.005		
3/8/2021					<0.005	
3/24/2021						<0.005
3/29/2021					<0.005	
3/30/2021		0.0098				
3/31/2021	0.002 (J)		0.0016 (J)			
4/1/2021				0.0027 (J)		
8/18/2021						<0.005
8/20/2021				<0.005		
8/23/2021					<0.005	
8/24/2021	<0.005	0.0096	<0.005			
2/10/2022						<0.005
2/15/2022			<0.005		<0.005	
2/16/2022	<0.005	0.0084				
2/17/2022				<0.005		
Mean	0.004143	0.006843	0.00364	0.00398	0.00456	0.004484
Std. Dev.	0.001464	0.003235	0.001862	0.001408	0.0009839	0.001545
Upper Lim.	0.005	0.01069	0.005	0.005	0.005	0.005
Lower Lim.	0.002	0.003	0.0016	0.0022	0.0028	0.00015

Confidence Interval

Constituent: Selenium (mg/L) Analysis Run 5/23/2022 10:23 AM View: Appendix IV

Plant Bowen Client: Southern Company Data: Bowen AP-1

	BGWC-9	BGWC-51	BGWC-52
6/6/2016	0.00031 (J)		
8/11/2016	0.001 (J)		
10/5/2016	0.0017 (J)		
12/5/2016	<0.005		
2/15/2017	<0.005		
4/17/2017	<0.005		
5/26/2017	0.0014 (J)		
7/11/2017	<0.005		
3/27/2018	<0.005		
4/1/2019	0.0004 (J)		
9/24/2019	<0.005		
2/20/2020	<0.005		
3/19/2020	0.0015 (J)		
9/24/2020	<0.005		
1/28/2021		0.014	<0.005
2/17/2021	<0.005		
2/23/2021		0.013	0.0016 (J)
3/24/2021	<0.005		
3/30/2021		0.01 (J)	<0.005
8/18/2021	0.0014 (J)		
8/23/2021		0.013	<0.005
2/10/2022	<0.005		
2/14/2022		0.0042 (J)	0.0018 (J)
Mean	0.003484	0.01084	0.00368
Std. Dev.	0.001983	0.004003	0.001809
Upper Lim.	0.005	0.01755	0.005
Lower Lim.	0.0014	0.004131	0.0016

Confidence Interval

Constituent: Thallium (mg/L) Analysis Run 5/23/2022 10:23 AM View: Appendix IV

Plant Bowen Client: Southern Company Data: Bowen AP-1

	BGWA-6	BGWC-12	BGWC-14A	BGWC-16	BGWC-17	BGWC-18
6/6/2016	<0.001					
6/7/2016		<0.001		0.0002 (J)	8.5E-05 (J)	
6/8/2016						<0.001
8/10/2016	7E-05 (J)					
8/11/2016				0.0002 (J)	8E-05 (J)	
8/12/2016		9E-05 (J)				6E-05 (J)
10/4/2016	<0.001					
10/6/2016		<0.001				
10/7/2016				0.0002 (J)	<0.001	<0.001
12/1/2016	<0.001					
12/5/2016		<0.001				
12/6/2016				0.0003 (J)	<0.001	<0.001
2/14/2017	<0.001					
2/15/2017		<0.001				
2/16/2017				0.0003 (J)	<0.001	<0.001
4/13/2017	0.0001 (J)					
4/18/2017		9E-05 (J)		0.0002 (J)		
4/19/2017					8E-05 (J)	<0.001
5/25/2017	6E-05 (J)					
5/30/2017				0.0002 (J)	9E-05 (J)	
6/1/2017						<0.001
6/2/2017		<0.001				
7/7/2017	7E-05 (J)					
7/13/2017		8E-05 (J)				
7/14/2017				0.0002 (J)	9E-05 (J)	<0.001
3/27/2018				0.00019 (J)	<0.001	<0.001
3/28/2018		<0.001				
6/12/2018				0.0002 (J)		
6/14/2018		<0.001			<0.001	<0.001
10/16/2018	<0.001					
10/17/2018		<0.001			<0.001	
10/18/2018				0.0002 (J)		<0.001
2/25/2019				0.00023 (J)		
2/27/2019					<0.001	<0.001
2/28/2019		<0.001				
4/1/2019		<0.001				
4/2/2019	6.2E-05 (J)			0.0002 (J)	7.5E-05 (J)	<0.001
9/23/2019	6E-05 (J)					
9/25/2019		6E-05 (J)				
9/26/2019				0.00023 (J)	0.00026 (J)	7.1E-05 (J)
2/18/2020	5.3E-05 (J)					
2/20/2020				0.00028 (J)		
2/24/2020		<0.001			5.9E-05 (J)	6.8E-05 (J)
3/19/2020	6.1E-05 (J)	6.2E-05 (J)		0.00022 (J)	6.1E-05 (J)	
3/20/2020						<0.001
5/22/2020			0.00016 (J)			
6/23/2020			0.00011 (J)			
7/28/2020			0.00026 (J)			
9/2/2020			0.00035 (J)			
9/23/2020	<0.001					
9/24/2020				0.00024 (J)	0.00018 (J)	<0.001
9/25/2020		<0.001				

Confidence Interval

Constituent: Thallium (mg/L) Analysis Run 5/23/2022 10:23 AM View: Appendix IV

Plant Bowen Client: Southern Company Data: Bowen AP-1

	BGWA-6	BGWC-12	BGWC-14A	BGWC-16	BGWC-17	BGWC-18
10/1/2020			0.0005 (J)			
11/10/2020			0.00044 (J)			
12/15/2020			0.00044			
1/20/2021			0.00031 (J)			
2/18/2021	<0.001		0.00077 (J)	0.00023 (J)	<0.001	<0.001
2/19/2021		<0.001				
3/24/2021		<0.001	0.00023 (J)	0.00019 (J)	<0.001	<0.001
3/31/2021	0.00017 (J)					
8/16/2021	<0.001					
8/18/2021		<0.001	0.00039 (J)	0.00023 (J)		
8/19/2021					<0.001	<0.001
2/9/2022	<0.001		0.00024 (J)			
2/11/2022		<0.001		0.00024 (J)	<0.001	
2/16/2022						<0.001
Mean	0.0005392	0.0007801	0.00035	0.0002229	0.0005743	0.0008666
Std. Dev.	0.0004748	0.0004031	0.0001775	3.379E-05	0.0004595	0.0003348
Upper Lim.	0.001	0.001	0.0004893	0.00024	0.001	0.001
Lower Lim.	6.1E-05	9E-05	0.0002107	0.0002	8E-05	7.1E-05

Confidence Interval

Constituent: Thallium (mg/L) Analysis Run 5/23/2022 10:23 AM View: Appendix IV

Plant Bowen Client: Southern Company Data: Bowen AP-1

	BGWC-19	BGWC-20	BGWC-22	BGWC-23	BGWC-24	BGWC-30
6/8/2016	8.5E-05 (J)	<0.001	0.00035 (J)			
6/9/2016				0.0001 (J)	0.00022 (J)	
8/12/2016	8E-05 (J)	<0.001				
8/18/2016			0.0005 (J)	<0.001	<0.001	
10/7/2016	<0.001					
10/10/2016		<0.001	0.0006 (J)	<0.001	0.0003 (J)	
12/7/2016	<0.001	<0.001		<0.001	<0.001	
12/8/2016			0.0005 (J)			
1/23/2017						0.0008 (J)
2/7/2017						0.0008 (J)
2/16/2017	<0.001					
2/17/2017		<0.001	0.0006 (J)			
2/20/2017				<0.001	0.0003 (J)	
3/27/2017						0.0006 (J)
4/17/2017						0.0007 (J)
4/19/2017	6E-05 (J)	<0.001		<0.001	0.0004 (J)	
4/20/2017			0.0006 (J)			
5/22/2017						0.0008 (J)
6/1/2017	8E-05 (J)	<0.001				
6/5/2017			0.0006 (J)	<0.001	0.0004 (J)	0.0007 (J)
7/11/2017						0.0007 (J)
7/14/2017	8E-05 (J)					
7/17/2017				<0.001	0.0004 (J)	
7/18/2017		<0.001				
7/19/2017			0.0007 (J)			
8/23/2017						0.0007 (J)
3/26/2018						0.00058 (J)
3/27/2018	<0.001					
3/28/2018		<0.001				
3/29/2018			0.00063 (J)	<0.001	0.00048 (J)	
6/13/2018		<0.001		<0.001	0.00053 (J)	
6/14/2018			0.00069 (J)			
6/15/2018	<0.001					0.00056 (J)
10/19/2018	<0.001					
10/22/2018		<0.001	0.00071 (J)	<0.001	0.00047 (J)	0.00034 (J)
2/27/2019		<0.001				
3/1/2019	<0.001		0.00074 (J)	<0.001	0.0007 (J)	0.00024 (J)
4/2/2019						0.00024 (J)
4/3/2019	<0.001	<0.001	0.0007 (J)	<0.001	0.00064 (J)	
9/26/2019	8E-05 (J)	<0.001				
9/27/2019			0.00088 (J)	0.00018 (J)		0.00014 (J)
9/30/2019					0.00069 (J)	
2/24/2020	<0.001	<0.001				
2/25/2020			0.00062 (J)	0.00015 (J)		
2/26/2020					0.00073 (J)	8.5E-05 (J)
3/20/2020	<0.001		0.00063 (J)			
3/23/2020		0.0002 (J)		0.00016 (J)		9.1E-05 (J)
3/25/2020					0.00066 (J)	
9/24/2020			0.001	0.00038 (J)		
9/25/2020					0.00057 (J)	<0.001
9/28/2020	<0.001	<0.001				
2/18/2021	<0.001	<0.001				

Confidence Interval

Constituent: Thallium (mg/L) Analysis Run 5/23/2022 10:23 AM View: Appendix IV

Plant Bowen Client: Southern Company Data: Bowen AP-1

	BGWC-19	BGWC-20	BGWC-22	BGWC-23	BGWC-24	BGWC-30
2/19/2021			0.00089 (J)	0.00039 (J)	0.0005 (J)	
3/8/2021						<0.001
3/25/2021						<0.001
3/26/2021	<0.001			0.00069 (J)	0.00057 (J)	
3/29/2021		<0.001	0.0009 (J)			
8/19/2021						0.00022 (J)
8/20/2021	<0.001	0.00025 (J)				
8/23/2021			0.00088 (J)	<0.001	0.00051 (J)	
2/14/2022				<0.001		<0.001
2/15/2022			0.0011		0.00045 (J)	
2/16/2022	0.00021 (J)	<0.001				
Mean	0.0006988	0.0009262	0.0007057	0.0007643	0.0005486	0.0005855
Std. Dev.	0.0004373	0.0002332	0.0001804	0.0003603	0.0002034	0.0003166
Upper Lim.	0.001	0.001	0.0008052	0.001	0.0006608	0.0004869
Lower Lim.	8.5E-05	0.00025	0.0006062	0.00038	0.0004364	0.000224

Confidence Interval

Constituent: Thallium (mg/L) Analysis Run 5/23/2022 10:23 AM View: Appendix IV

Plant Bowen Client: Southern Company Data: Bowen AP-1

	BGWC-32	BGWC-34D	BGWC-35D	BGWC-36D	BGWC-38D	BGWC-39
10/17/2018				0.00026 (J)		
10/19/2018		<0.001				
10/22/2018	0.00014 (J)		<0.001			
4/2/2019				0.00022 (J)		
4/4/2019		<0.001	<0.001			
4/5/2019	0.00046 (J)					
9/24/2019		<0.001				
9/26/2019	0.00017 (J)		<0.001			
9/27/2019				0.00037 (J)		
2/25/2020			<0.001			
2/26/2020				0.00013 (J)		
2/27/2020	0.00013 (J)	8.9E-05 (J)			0.0027	0.00017 (J)
3/23/2020				0.00011 (J)		
3/24/2020	8.4E-05 (J)	<0.001			5.6E-05 (J)	0.00013 (J)
3/25/2020			6.8E-05 (J)			
9/2/2020					0.00042 (J)	
9/25/2020	0.00014 (J)		<0.001			
9/28/2020		<0.001		0.00019 (J)		
9/29/2020						0.00025 (J)
2/19/2021		<0.001				
2/22/2021			0.00016 (J)			0.00021 (J)
2/23/2021	0.00015 (J)					
3/8/2021				0.0002 (J)		
3/9/2021					<0.001	
3/25/2021				0.00019 (J)		
3/26/2021			<0.001			
3/29/2021					0.00018 (J)	
3/30/2021	0.00016 (J)	<0.001				
3/31/2021						0.00017 (J)
8/19/2021					<0.001	
8/20/2021			0.00026 (J)			
8/23/2021				0.00024 (J)		
8/24/2021		<0.001				0.00027 (J)
8/25/2021	<0.001					
2/14/2022				0.00022 (J)	<0.001	
2/16/2022	<0.001	<0.001				<0.001
2/17/2022			<0.001			
Mean	0.0003434	0.0009089	0.0007488	0.000213	0.000908	0.0003143
Std. Dev.	0.0003609	0.0002881	0.000407	7.181E-05	0.0008879	0.0003063
Upper Lim.	0.001	0.001	0.001	0.0002771	0.001307	0.001
Lower Lim.	0.00013	0.001	0.00016	0.0001489	5.491E-06	0.00013

Confidence Interval

Constituent: Thallium (mg/L) Analysis Run 5/23/2022 10:23 AM View: Appendix IV

Plant Bowen Client: Southern Company Data: Bowen AP-1

	BGWC-40	BGWC-43D	BGWC-7	BGWC-9	BGWC-51	BGWC-52
6/6/2016				<0.001		
6/8/2016			<0.001			
8/11/2016			<0.001	<0.001		
10/5/2016				<0.001		
10/6/2016			<0.001			
12/5/2016				<0.001		
12/6/2016			<0.001			
2/15/2017			<0.001	<0.001		
4/17/2017				<0.001		
4/18/2017			<0.001			
5/26/2017				<0.001		
6/2/2017			<0.001			
7/11/2017				<0.001		
7/14/2017			<0.001			
3/27/2018			<0.001	<0.001		
6/12/2018				<0.001		
6/13/2018			<0.001			
10/17/2018				<0.001		
10/18/2018			<0.001			
2/28/2019			<0.001			
4/1/2019				6.5E-05 (J)		
4/2/2019			7E-05 (J)			
9/24/2019			8.7E-05 (J)	<0.001		
2/20/2020				0.00022 (J)		
2/21/2020			9.6E-05 (J)			
2/28/2020	<0.001					
3/19/2020			0.00011 (J)	0.00018 (J)		
3/25/2020	0.00014 (J)					
9/3/2020		0.0024				
9/24/2020				<0.001		
9/25/2020			<0.001			
9/29/2020	<0.001					
1/28/2021					0.0002 (J)	0.00045 (J)
2/17/2021				<0.001		
2/18/2021			<0.001			
2/22/2021	<0.001					
2/23/2021					<0.001	0.00023 (J)
3/8/2021		0.0015				
3/24/2021				<0.001		
3/29/2021		0.0016				
3/30/2021	<0.001		0.00015 (J)		0.0004 (J)	0.00024 (J)
8/18/2021				<0.001		
8/19/2021			0.00023 (J)			
8/23/2021		0.0028			<0.001	0.00037 (J)
8/24/2021	<0.001					
2/10/2022				<0.001		
2/11/2022			0.0003 (J)			
2/14/2022					<0.001	<0.001
2/15/2022		0.0034				
2/16/2022	<0.001					
Mean	0.0008771	0.00234	0.0007163	0.0008733	0.00072	0.000458
Std. Dev.	0.000325	0.000805	0.0004137	0.0003107	0.0003899	0.0003167

Confidence Interval

Constituent: Thallium (mg/L) Analysis Run 5/23/2022 10:23 AM View: Appendix IV

Plant Bowen Client: Southern Company Data: Bowen AP-1

	BGWC-40	BGWC-43D	BGWC-7	BGWC-9	BGWC-51	BGWC-52
Upper Lim.	0.001	0.003689	0.001	0.001	0.001	0.0004861
Lower Lim.	0.00014	0.0009911	0.00015	0.00022	0.0002	0.0001824

Sanitas™ v.9.6.33 Groundwater Stats Consulting. UG

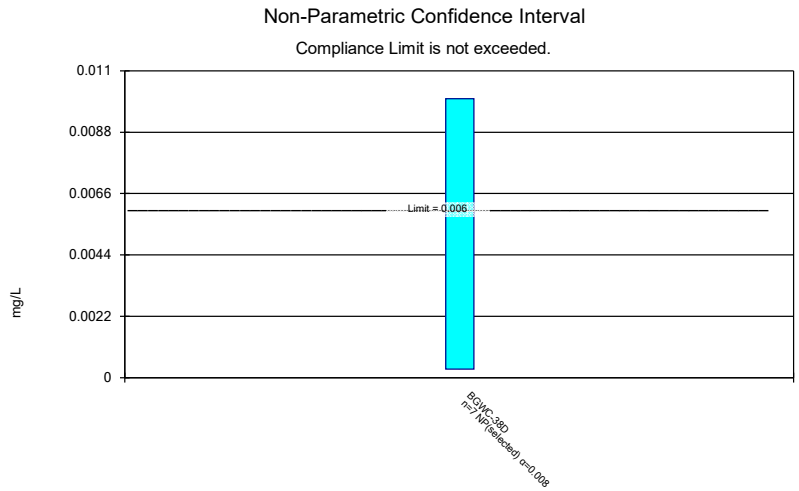

Normality testing disabled.

Constituent: Antimony Analysis Run 5/23/2022 4:02 PM View: Appendix IV Nonparametric

Plant Bowen Client: Southern Company Data: Bowen AP-1

Sanitas™ v.9.6.33 Groundwater Stats Consulting. UG

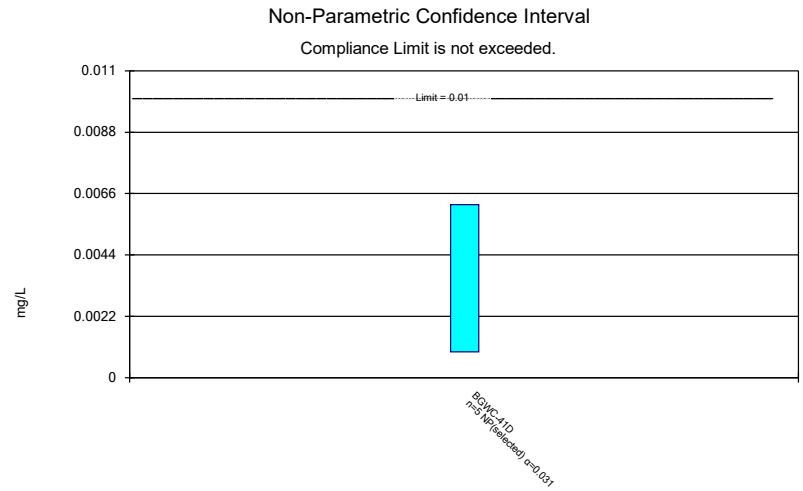

Normality testing disabled.

Constituent: Arsenic Analysis Run 5/23/2022 4:02 PM View: Appendix IV Nonparametric

Plant Bowen Client: Southern Company Data: Bowen AP-1

Sanitas™ v.9.6.33 Groundwater Stats Consulting. UG

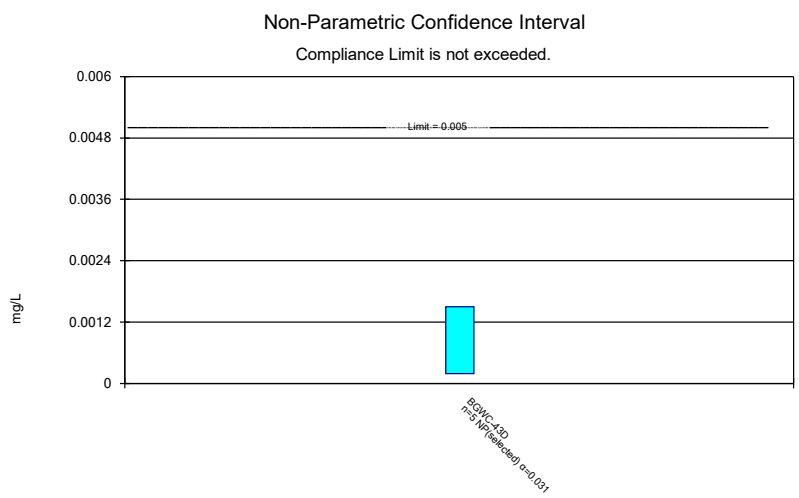

Normality testing disabled.

Constituent: Cadmium Analysis Run 5/23/2022 4:02 PM View: Appendix IV Nonparametric

Plant Bowen Client: Southern Company Data: Bowen AP-1

Sanitas™ v.9.6.33 Groundwater Stats Consulting. UG

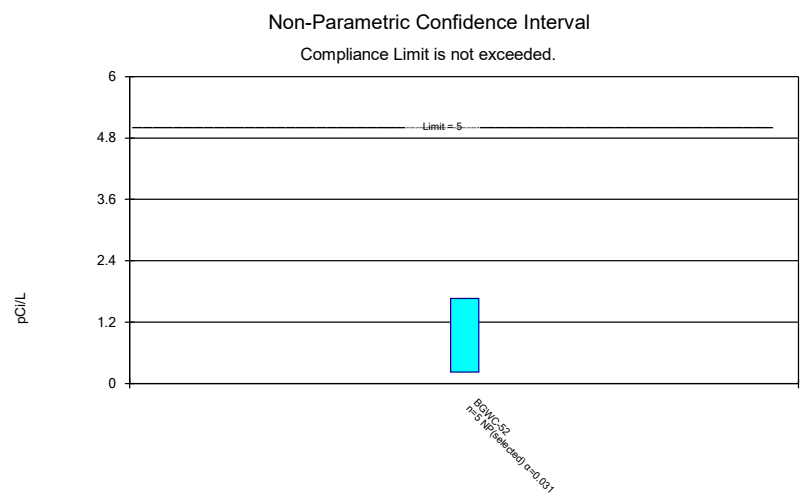

Normality testing disabled.

Constituent: Combined Radium 226 + 228 Analysis Run 5/23/2022 4:02 PM View: Appendix IV Nonparam

Plant Bowen Client: Southern Company Data: Bowen AP-1

Sanitas™ v.9.6.33 Groundwater Stats Consulting. UG

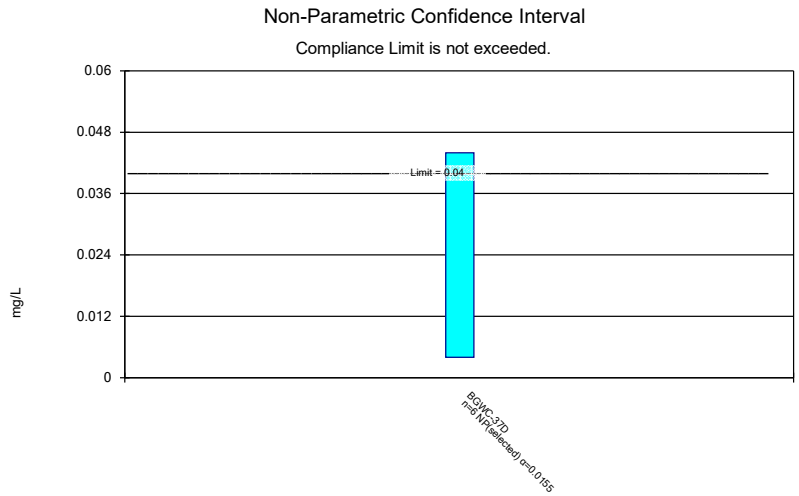

Normality testing disabled.

Constituent: Lithium Analysis Run 5/23/2022 4:02 PM View: Appendix IV Nonparametric

Plant Bowen Client: Southern Company Data: Bowen AP-1

Sanitas™ v.9.6.33 Groundwater Stats Consulting. UG

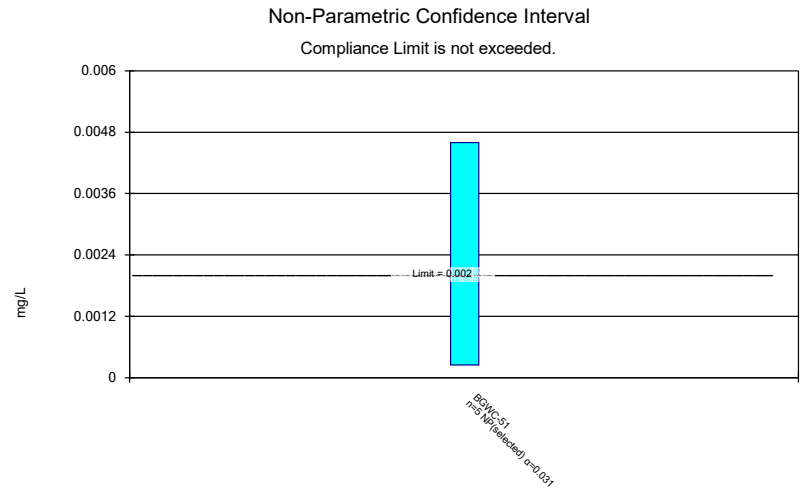

Normality testing disabled.

Constituent: Mercury Analysis Run 5/23/2022 4:02 PM View: Appendix IV Nonparametric

Plant Bowen Client: Southern Company Data: Bowen AP-1

Sanitas™ v.9.6.33 Groundwater Stats Consulting. UG

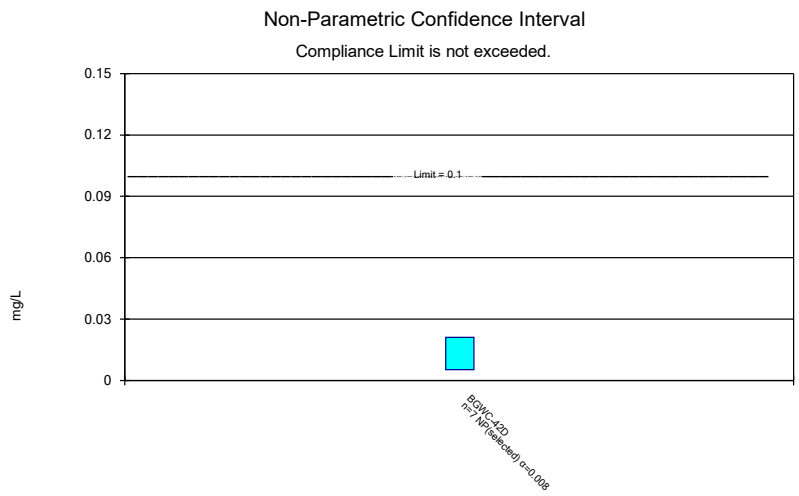

Normality testing disabled.

Constituent: Molybdenum Analysis Run 5/23/2022 4:02 PM View: Appendix IV Nonparametric

Plant Bowen Client: Southern Company Data: Bowen AP-1

Confidence Interval

Constituent: Antimony (mg/L) Analysis Run 5/23/2022 4:03 PM View: Appendix IV Nonparametric

Plant Bowen Client: Southern Company Data: Bowen AP-1

	BGWC-38D
2/27/2020	0.0003 (J)
3/24/2020	<0.003
9/2/2020	0.0016 (J)
3/9/2021	0.00062 (J)
3/29/2021	<0.003
8/19/2021	0.01
2/14/2022	0.0067
Mean	0.003603
Std. Dev.	0.003537
Upper Lim.	0.01
Lower Lim.	0.0003

Confidence Interval

Constituent: Arsenic (mg/L) Analysis Run 5/23/2022 4:03 PM View: Appendix IV Nonparametric

Plant Bowen Client: Southern Company Data: Bowen AP-1

	BGWC-41D
9/2/2020	0.00092 (J)
2/22/2021	0.0033 (J)
3/31/2021	0.0017 (J)
8/24/2021	0.0027 (J)
2/15/2022	0.0062
Mean	0.002964
Std. Dev.	0.002027
Upper Lim.	0.0062
Lower Lim.	0.00092

Confidence Interval

Constituent: Cadmium (mg/L) Analysis Run 5/23/2022 4:03 PM View: Appendix IV Nonparametric

Plant Bowen Client: Southern Company Data: Bowen AP-1

	BGWC-43D
9/3/2020	0.0011 (J)
3/8/2021	0.0003 (J)
3/29/2021	0.00019 (J)
8/23/2021	0.00036 (J)
2/15/2022	0.0015
Mean	0.00069
Std. Dev.	0.0005778
Upper Lim.	0.0015
Lower Lim.	0.00019

Confidence Interval

Constituent: Combined Radium 226 + 228 (pCi/L) Analysis Run 5/23/2022 4:03 PM View: Appendix IV Nonparametric

Plant Bowen Client: Southern Company Data: Bowen AP-1

	BGWC-52
1/28/2021	1.59
2/23/2021	0.567 (U)
3/30/2021	1.66 (U)
8/23/2021	0.785 (U)
2/14/2022	0.224 (U)
Mean	0.9652
Std. Dev.	0.6351
Upper Lim.	1.66
Lower Lim.	0.224

Confidence Interval

Constituent: Lithium (mg/L) Analysis Run 5/23/2022 4:03 PM View: Appendix IV Nonparametric

Plant Bowen Client: Southern Company Data: Bowen AP-1

	BGWC-37D
2/25/2020	0.044
3/24/2020	0.025 (J)
9/25/2020	0.014 (J)
2/22/2021	0.0092 (J)
3/26/2021	0.0066 (J)
8/20/2021	0.004 (J)
2/17/2022	<0.15 (o)
Mean	0.01713
Std. Dev.	0.0151
Upper Lim.	0.044
Lower Lim.	0.004

Confidence Interval

Constituent: Mercury (mg/L) Analysis Run 5/23/2022 4:03 PM View: Appendix IV Nonparametric

Plant Bowen Client: Southern Company Data: Bowen AP-1

	BGWC-51
1/28/2021	0.0046
2/23/2021	0.0033
3/30/2021	0.002
8/23/2021	0.0014
2/14/2022	0.00025
Mean	0.00231
Std. Dev.	0.001688
Upper Lim.	0.0046
Lower Lim.	0.00025

Confidence Interval

Constituent: Molybdenum (mg/L) Analysis Run 5/23/2022 4:03 PM View: Appendix IV Nonparametric

Plant Bowen Client: Southern Company Data: Bowen AP-1

	BGWC-42D
5/11/2020	0.02
5/20/2020	0.021
9/3/2020	0.018
2/22/2021	0.0052 (J)
4/1/2021	0.0059 (J)
8/20/2021	0.013
2/17/2022	0.0055 (J)
Mean	0.01266
Std. Dev.	0.007126
Upper Lim.	0.021
Lower Lim.	0.0052

FIGURE I.

Appendix IV Trend Tests - Significant Results

Plant Bowen Client: Southern Company Data: Bowen AP-1 Printed 5/23/2022, 10:25 AM

Constituent	Well	Slope	Calc.	Critical	Sig.	N	%NDs	Normality	Xform	Alpha	Method
Cobalt (mg/L)	**BGWC-22**	**0.004322**	**218**	**105**	**Yes**	**24**	**0**	**n/a**	**n/a**	**0.01**	**NP**
Molybdenum (mg/L)	**BGWA-48D (bg)**	**-0.002236**	**-46**	**-38**	**Yes**	**12**	**0**	**n/a**	**n/a**	**0.01**	**NP**

Appendix IV Trend Tests - All Results

Plant Bowen Client: Southern Company Data: Bowen AP-1 Printed 5/23/2022, 10:25 AM

Constituent	Well	Slope	Calc.	Critical	Sig.	N	%NDs	Normality	Xform	Alpha	Method
Arsenic (mg/L)	BGWA-2 (bg)	0	31	87	No	21	47.62	n/a	n/a	0.01	NP
Arsenic (mg/L)	BGWA-29 (bg)	0	9	87	No	21	57.14	n/a	n/a	0.01	NP
Arsenic (mg/L)	BGWA-33 (bg)	0.0002037	5	25	No	9	22.22	n/a	n/a	0.01	NP
Arsenic (mg/L)	BGWA-47D (bg)	0	6	38	No	12	66.67	n/a	n/a	0.01	NP
Arsenic (mg/L)	BGWA-48D (bg)	0.001787	20	38	No	12	33.33	n/a	n/a	0.01	NP
Arsenic (mg/L)	BGWC-34D	0.0008455	16	38	No	12	0	n/a	n/a	0.01	NP
Cobalt (mg/L)	BGWA-2 (bg)	0	8	92	No	22	86.36	n/a	n/a	0.01	NP
Cobalt (mg/L)	BGWA-29 (bg)	0	0	87	No	21	100	n/a	n/a	0.01	NP
Cobalt (mg/L)	BGWA-33 (bg)	0	8	25	No	9	88.89	n/a	n/a	0.01	NP
Cobalt (mg/L)	BGWA-47D (bg)	0	9	38	No	12	91.67	n/a	n/a	0.01	NP
Cobalt (mg/L)	BGWA-48D (bg)	0	9	38	No	12	83.33	n/a	n/a	0.01	NP
Cobalt (mg/L)	**BGWC-22**	**0.004322**	**218**	**105**	**Yes**	**24**	**0**	**n/a**	**n/a**	**0.01**	**NP**
Molybdenum (mg/L)	BGWA-2 (bg)	0	10	92	No	22	45.45	n/a	n/a	0.01	NP
Molybdenum (mg/L)	BGWA-29 (bg)	0	-4	-87	No	21	95.24	n/a	n/a	0.01	NP
Molybdenum (mg/L)	BGWA-33 (bg)	-0.002011	-18	-30	No	10	0	n/a	n/a	0.01	NP
Molybdenum (mg/L)	BGWA-47D (bg)	0	11	38	No	12	91.67	n/a	n/a	0.01	NP
Molybdenum (mg/L)	**BGWA-48D (bg)**	**-0.002236**	**-46**	**-38**	**Yes**	**12**	**0**	**n/a**	**n/a**	**0.01**	**NP**
Molybdenum (mg/L)	BGWC-43D	0.05184	11	21	No	8	0	n/a	n/a	0.01	NP

Sanitas™ v.9.6.33 Groundwater Stats Consulting. UG
Hollow symbols indicate censored values.

Sen's Slope Estimator

BGWA-2 (bg)

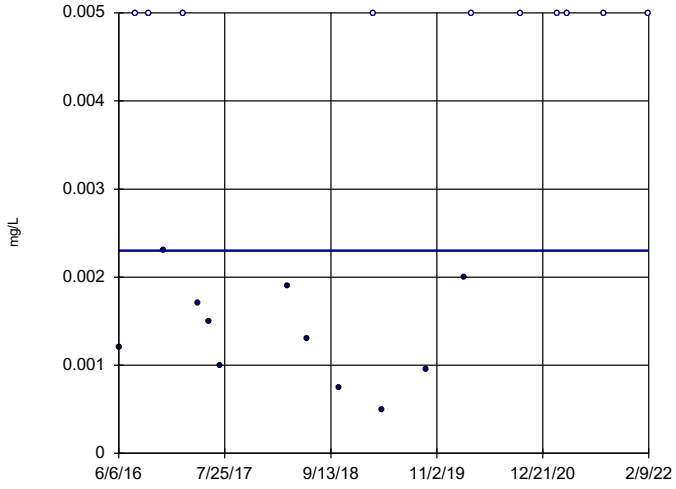

n = 21

Slope = 0
units per year.

Mann-Kendall
statistic = 31
critical = 87

Trend not sig-
nificant at 99%
confidence level
(α = 0.005 per
tail).

Constituent: Arsenic Analysis Run 5/23/2022 10:24 AM View: Appendix IV Trend Tests
Plant Bowen Client: Southern Company Data: Bowen AP-1

Sanitas™ v.9.6.33 Groundwater Stats Consulting. UG
Hollow symbols indicate censored values.

Sen's Slope Estimator

BGWA-29 (bg)

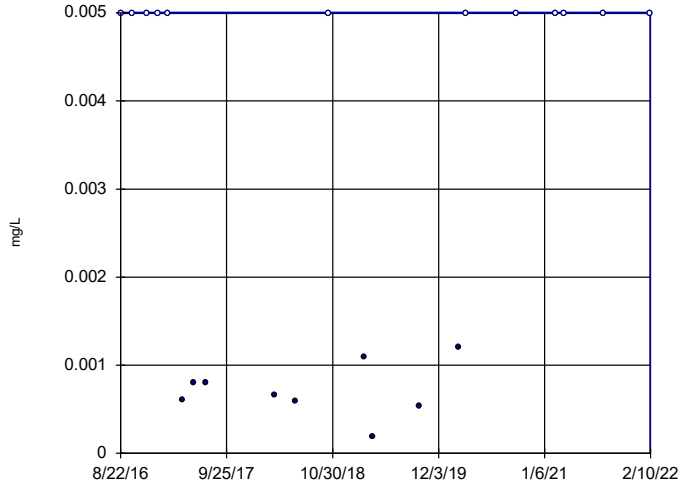

n = 21

Slope = 0
units per year.

Mann-Kendall
statistic = 9
critical = 87

Trend not sig-
nificant at 99%
confidence level
(α = 0.005 per
tail).

Constituent: Arsenic Analysis Run 5/23/2022 10:24 AM View: Appendix IV Trend Tests
Plant Bowen Client: Southern Company Data: Bowen AP-1

Sanitas™ v.9.6.33 Groundwater Stats Consulting. UG
Hollow symbols indicate censored values.

Sen's Slope Estimator

BGWA-33 (bg)

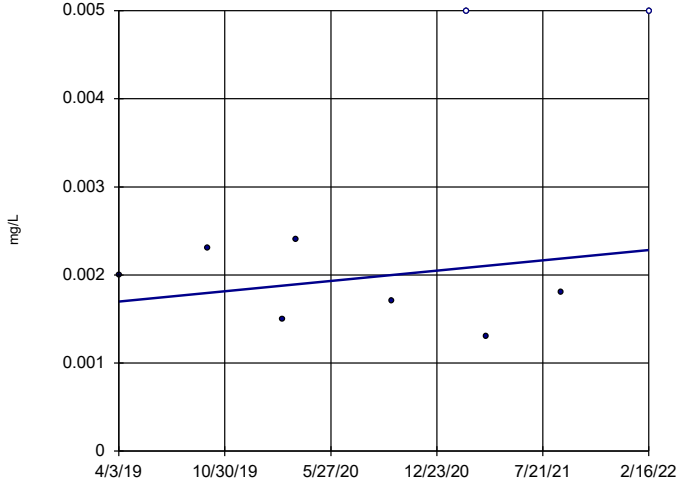

n = 9

Slope = 0.0002037
units per year.

Mann-Kendall
statistic = 5
critical = 25

Trend not sig-
nificant at 99%
confidence level
(α = 0.005 per
tail).

Constituent: Arsenic Analysis Run 5/23/2022 10:24 AM View: Appendix IV Trend Tests
Plant Bowen Client: Southern Company Data: Bowen AP-1

Sanitas™ v.9.6.33 Groundwater Stats Consulting. UG
Hollow symbols indicate censored values.

Sen's Slope Estimator

BGWA-47D (bg)

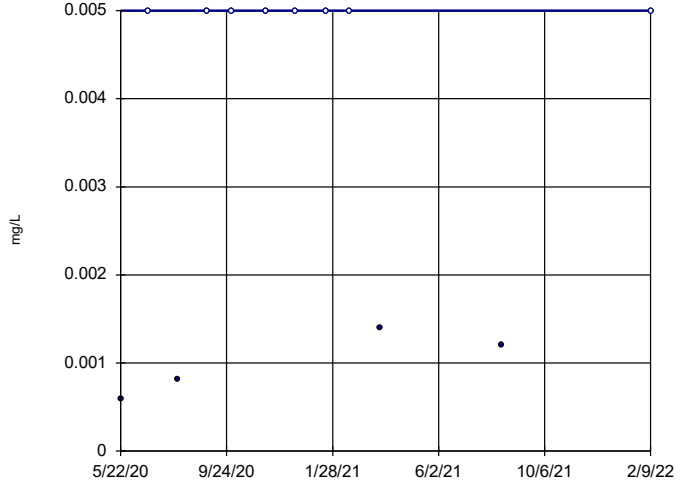

n = 12

Slope = 0
units per year.

Mann-Kendall
statistic = 6
critical = 38

Trend not sig-
nificant at 99%
confidence level
(α = 0.005 per
tail).

Constituent: Arsenic Analysis Run 5/23/2022 10:24 AM View: Appendix IV Trend Tests
Plant Bowen Client: Southern Company Data: Bowen AP-1

Sanitas™ v.9.6.33 Groundwater Stats Consulting. UG
Hollow symbols indicate censored values.

Sen's Slope Estimator

BGWA-48D (bg)

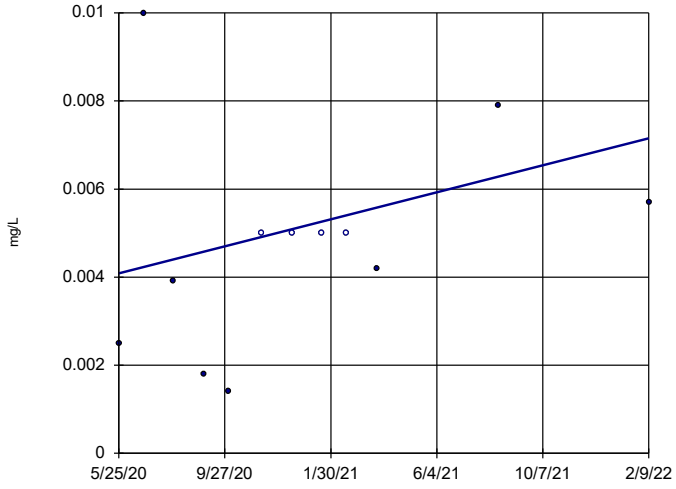

n = 12

Slope = 0.001787 units per year.

Mann-Kendall statistic = 20 critical = 38

Trend not significant at 99% confidence level (α = 0.005 per tail).

Constituent: Arsenic Analysis Run 5/23/2022 10:24 AM View: Appendix IV Trend Tests

Plant Bowen Client: Southern Company Data: Bowen AP-1

Sanitas™ v.9.6.33 Groundwater Stats Consulting. UG

Sen's Slope Estimator

BGWC-34D

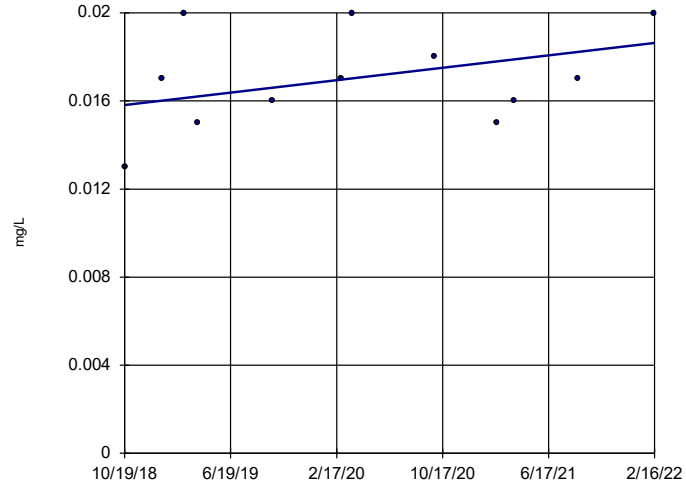

n = 12

Slope = 0.0008455 units per year.

Mann-Kendall statistic = 16 critical = 38

Trend not significant at 99% confidence level (α = 0.005 per tail).

Constituent: Arsenic Analysis Run 5/23/2022 10:24 AM View: Appendix IV Trend Tests

Plant Bowen Client: Southern Company Data: Bowen AP-1

Sanitas™ v.9.6.33 Groundwater Stats Consulting. UG
Hollow symbols indicate censored values.

Sen's Slope Estimator

BGWA-2 (bg)

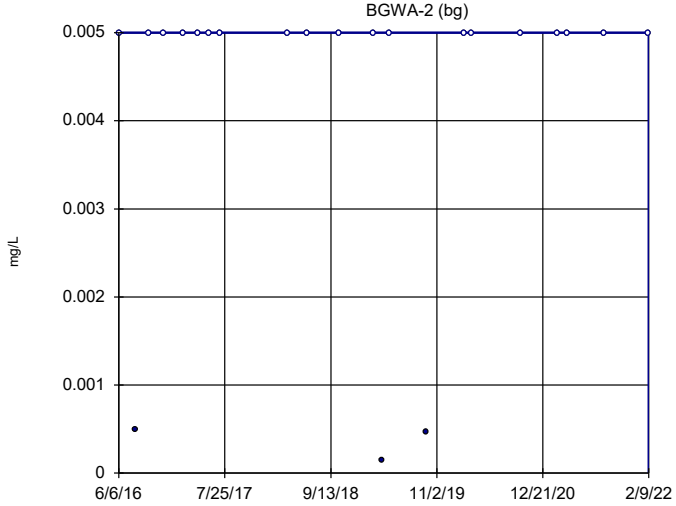

n = 22

Slope = 0 units per year.

Mann-Kendall statistic = 8 critical = 92

Trend not significant at 99% confidence level (α = 0.005 per tail).

Constituent: Cobalt Analysis Run 5/23/2022 10:24 AM View: Appendix IV Trend Tests

Plant Bowen Client: Southern Company Data: Bowen AP-1

Sanitas™ v.9.6.33 Groundwater Stats Consulting. UG
Hollow symbols indicate censored values.

Sen's Slope Estimator

BGWA-29 (bg)

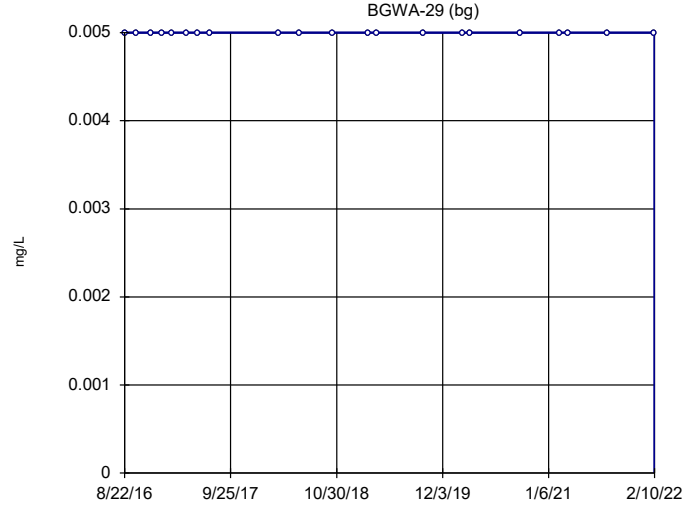

n = 21

Slope = 0 units per year.

Mann-Kendall statistic = 0 critical = 87

Trend not significant at 99% confidence level (α = 0.005 per tail).

Constituent: Cobalt Analysis Run 5/23/2022 10:24 AM View: Appendix IV Trend Tests

Plant Bowen Client: Southern Company Data: Bowen AP-1

Sanitas™ v.9.6.33 Groundwater Stats Consulting. UG
Hollow symbols indicate censored values.

Sen's Slope Estimator

BGWA-33 (bg)

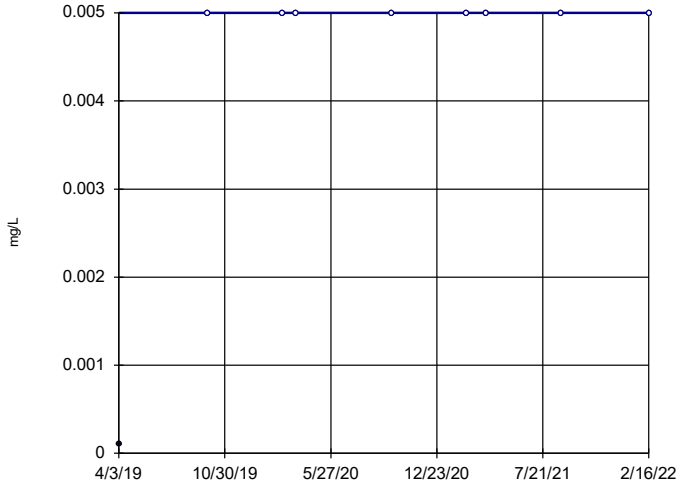

n = 9

Slope = 0
units per year.

Mann-Kendall
statistic = 8
critical = 25

Trend not sig-
nificant at 99%
confidence level
(α = 0.005 per
tail).

Constituent: Cobalt Analysis Run 5/23/2022 10:24 AM View: Appendix IV Trend Tests
Plant Bowen Client: Southern Company Data: Bowen AP-1

Sanitas™ v.9.6.33 Groundwater Stats Consulting. UG
Hollow symbols indicate censored values.

Sen's Slope Estimator

BGWA-47D (bg)

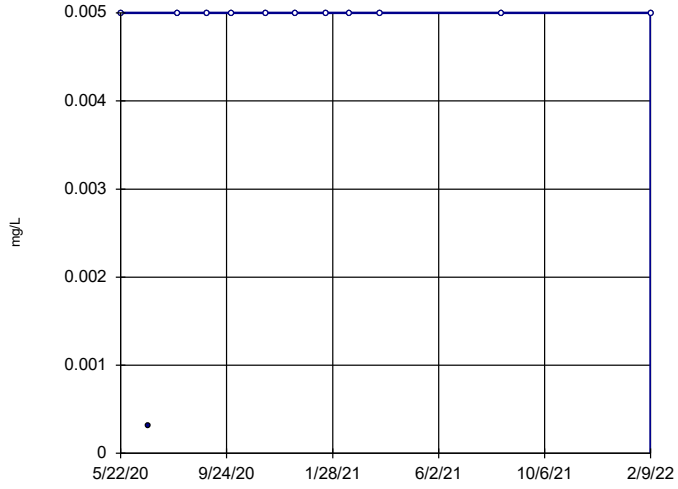

n = 12

Slope = 0
units per year.

Mann-Kendall
statistic = 9
critical = 38

Trend not sig-
nificant at 99%
confidence level
(α = 0.005 per
tail).

Constituent: Cobalt Analysis Run 5/23/2022 10:24 AM View: Appendix IV Trend Tests
Plant Bowen Client: Southern Company Data: Bowen AP-1

Sanitas™ v.9.6.33 Groundwater Stats Consulting. UG
Hollow symbols indicate censored values.

Sen's Slope Estimator

BGWA-48D (bg)

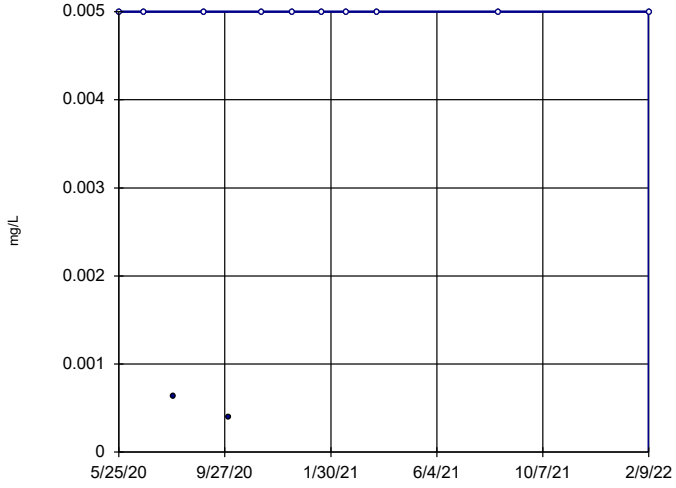

n = 12

Slope = 0
units per year.

Mann-Kendall
statistic = 9
critical = 38

Trend not sig-
nificant at 99%
confidence level
(α = 0.005 per
tail).

Constituent: Cobalt Analysis Run 5/23/2022 10:24 AM View: Appendix IV Trend Tests
Plant Bowen Client: Southern Company Data: Bowen AP-1

Sanitas™ v.9.6.33 Groundwater Stats Consulting. UG

Sen's Slope Estimator

BGWC-22

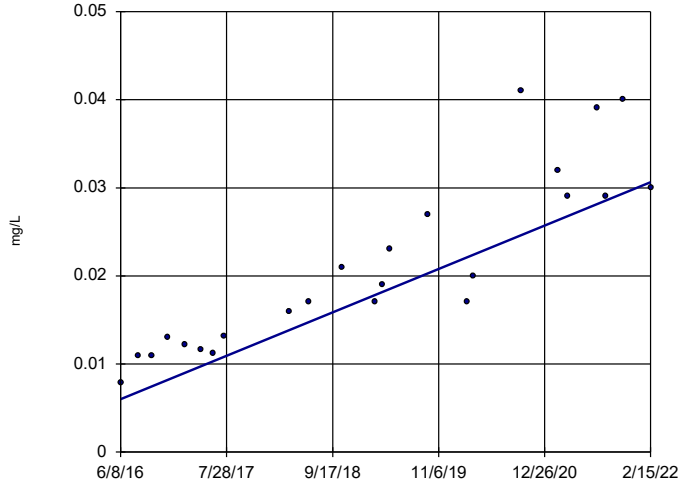

n = 24

Slope = 0.004322
units per year.

Mann-Kendall
statistic = 218
critical = 105

Increasing trend
significant at 99%
confidence level
(α = 0.005 per
tail).

Constituent: Cobalt Analysis Run 5/23/2022 10:24 AM View: Appendix IV Trend Tests
Plant Bowen Client: Southern Company Data: Bowen AP-1

Sanitas™ v.9.6.33 Groundwater Stats Consulting. UG
Hollow symbols indicate censored values.

Sen's Slope Estimator

BGWA-2 (bg)

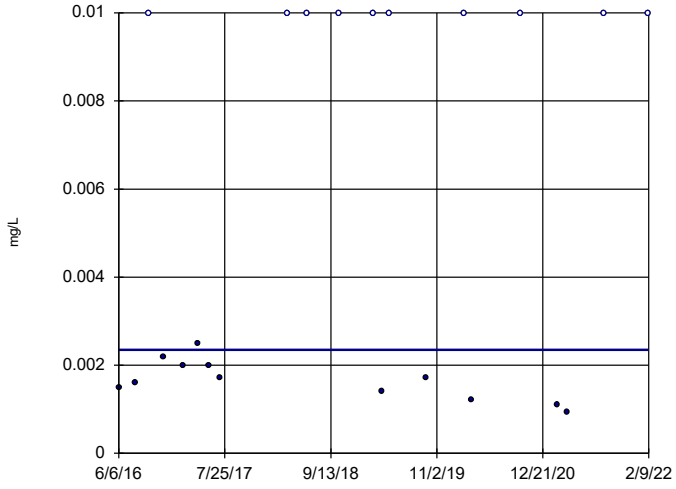

n = 22

Slope = 0
units per year.

Mann-Kendall
statistic = 10
critical = 92

Trend not sig-
nificant at 99%
confidence level
(α = 0.005 per
tail).

Constituent: Molybdenum Analysis Run 5/23/2022 10:24 AM View: Appendix IV Trend Tests
Plant Bowen Client: Southern Company Data: Bowen AP-1

Sanitas™ v.9.6.33 Groundwater Stats Consulting. UG
Hollow symbols indicate censored values.

Sen's Slope Estimator

BGWA-29 (bg)

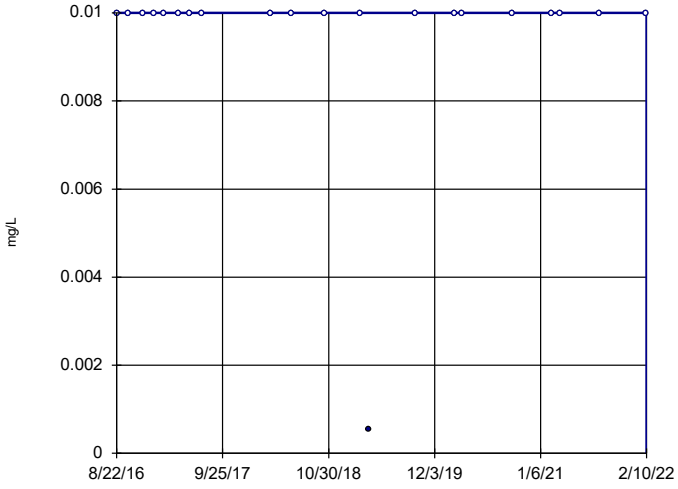

n = 21

Slope = 0
units per year.

Mann-Kendall
statistic = -4
critical = -87

Trend not sig-
nificant at 99%
confidence level
(α = 0.005 per
tail).

Constituent: Molybdenum Analysis Run 5/23/2022 10:24 AM View: Appendix IV Trend Tests
Plant Bowen Client: Southern Company Data: Bowen AP-1

Sanitas™ v.9.6.33 Groundwater Stats Consulting. UG

Sen's Slope Estimator

BGWA-33 (bg)

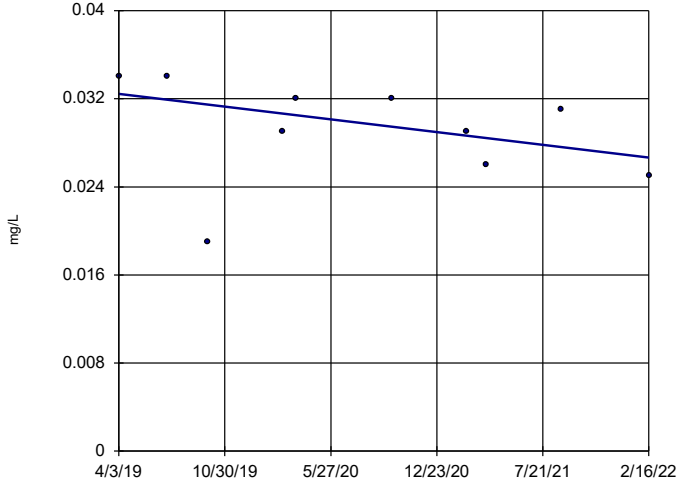

n = 10

Slope = -0.002011
units per year.

Mann-Kendall
statistic = -18
critical = -30

Trend not sig-
nificant at 99%
confidence level
(α = 0.005 per
tail).

Constituent: Molybdenum Analysis Run 5/23/2022 10:24 AM View: Appendix IV Trend Tests
Plant Bowen Client: Southern Company Data: Bowen AP-1

Sanitas™ v.9.6.33 Groundwater Stats Consulting. UG
Hollow symbols indicate censored values.

Sen's Slope Estimator

BGWA-47D (bg)

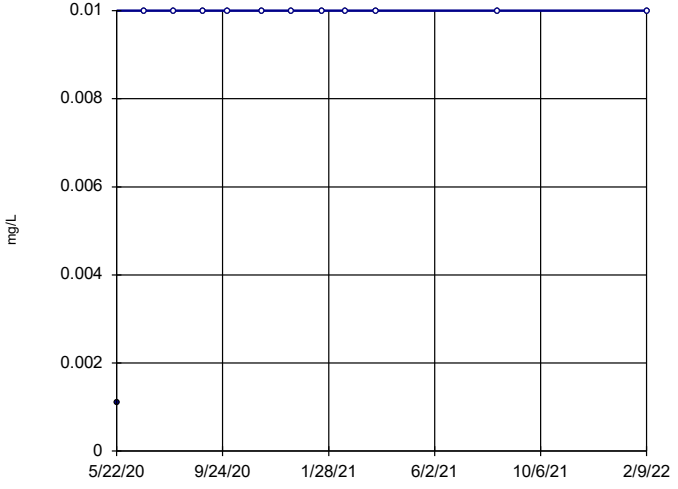

n = 12

Slope = 0
units per year.

Mann-Kendall
statistic = 11
critical = 38

Trend not sig-
nificant at 99%
confidence level
(α = 0.005 per
tail).

Constituent: Molybdenum Analysis Run 5/23/2022 10:24 AM View: Appendix IV Trend Tests
Plant Bowen Client: Southern Company Data: Bowen AP-1

Sen's Slope Estimator

BGWA-48D (bg)

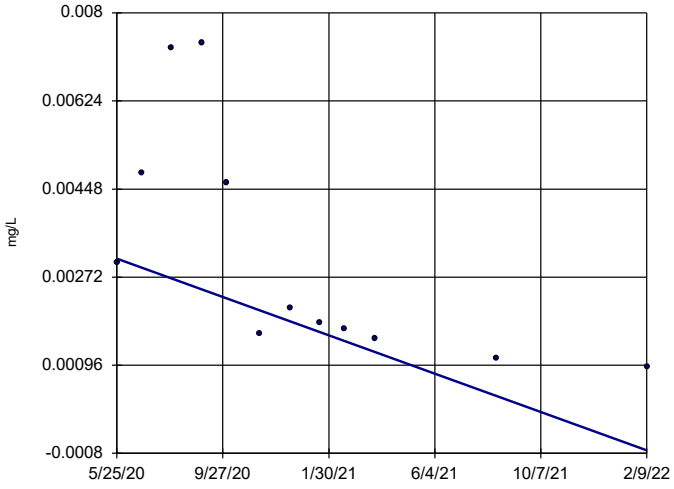

n = 12

Slope = -0.002236 units per year.

Mann-Kendall statistic = -46 critical = -38

Decreasing trend significant at 99% confidence level (α = 0.005 per tail).

Constituent: Molybdenum Analysis Run 5/23/2022 10:24 AM View: Appendix IV Trend Tests

Plant Bowen Client: Southern Company Data: Bowen AP-1

Sanitas™ v.9.6.33 Groundwater Stats Consulting. UG

Sen's Slope Estimator

BGWC-43D

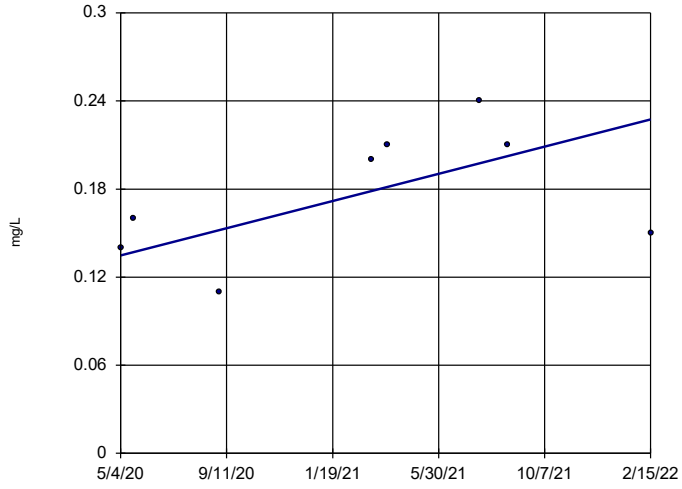

n = 8

Slope = 0.05184 units per year.

Mann-Kendall statistic = 11 critical = 21

Trend not significant at 99% confidence level (α = 0.005 per tail).

Constituent: Molybdenum Analysis Run 5/23/2022 10:24 AM View: Appendix IV Trend Tests

Plant Bowen Client: Southern Company Data: Bowen AP-1

July/August 2022

GROUNDWATER STATS CONSULTING

January 31, 2023

Southern Company Services
Attn: Ms. Kristen Jurinko
241 Ralph McGill Blvd NE, Bin 10160
Atlanta, Georgia 30308

Re: Plant Bowen Ash Pond 1 (AP-1)
July/August 2022 Sample Event

Dear Ms. Jurinko,

Groundwater Stats Consulting, formerly the statistical consulting division of Sanitas Technologies, is pleased to provide the statistical analysis of groundwater data for the Groundwater Detection and Assessment Monitoring Semi-Annual July/August 2022 sample event for Georgia Power Company's Plant Bowen AP-1. The analysis complies with the federal rule for the Disposal of Coal Combustion Residuals (CCR) from Electric Utilities (CCR Rule, 2015), the Georgia Environmental Protection Division (EPD) Rules for Solid Waste Management Chapter 391-3-4-.10, and follows the United States Environmental Protection Agency (USEPA) Unified Guidance (2009).

Sampling for the Appendix III and IV parameters began in 2016, and at least 8 background samples were collected at each of the groundwater monitoring wells with exceptions noted below. All wells were sampled most recently in July/August 2022, except for well BGWC-24, which includes resamples collected in October 2022 as described below. Sampling is conducted on a semi-annual basis for all constituents. A list of all parameters is provided below.

The monitoring well network, as provided by Southern Company Services, consists of the following:

- **Upgradient well:** BGWA-2, BGWA-29, BGWA-33, BGWA-47D, and BGWA-48D

- **Downgradient wells:** BGWC-7, BGWC-8, BGWC-9, BGWC-10, BGWC-12, BGWC-14A, BGWC-16, BGWC-17, BGWC-18, BGWC-19, BGWC-20, BGWC-21, BGWC-22, BGWC-23, BGWC-24, BGWC-25, BGWC-30, BGWC-51, and BGWC-52
- **Assessment wells:** BGWA-6, BGWC-31, BGWC-32, BGWC-34D, BGWC-35D, BGWC-36D, BGWC-37D, BGWC-38D, BGWC-39, BGWC-40, BGWC-41D, BGWC-42D, BGWC-43D, BGWC-44D, BGWC-49D, and BGWC-50D

Sampling for upgradient well BGWA-33 began in April 2019 and for upgradient wells BGWA-47D and BGWA-48D in May 2020. Data from these wells are pooled with upgradient wells for construction of interwell statistical limits. Downgradient wells BGWC-51 and BGWC-52 were first sampled in January 2021 and currently have a maximum of 6 samples; therefore, these wells are evaluated with confidence intervals for Appendix IV constituents, which require a minimum of 4 samples. Data at these wells will be evaluated for the Appendix III constituents when a minimum of 8 background samples have been collected.

Sampling for assessment wells started at various dates ranging from June 2016 to March 2021 as listed below:

- June 2016 - BGWA-6
- October 2018 - BGWC-31, BGWC-32, BGWC-34D, BGWC-35D, and BGWC-36D
- May 2019 - BGWC-37D and BGWC-38D
- December 2019 - BGWC-39 and BGWC-40
- May 2020 - BGWC-41D, BGWC-42D, BGWC-43D, and BGWC-44D
- March 2021 – BGWC-49D and BGWC-50D

Data from assessment wells are analyzed using confidence intervals for Appendix IV constituents when a minimum of 4 samples are available as mentioned above. Currently assessment wells BGWC-49D and BGWC-50D have the required minimum and, therefore, are evaluated using confidence intervals. Data from all assessment wells are plotted on the time series graphs and box plots.

Data were sent electronically to Groundwater Stats Consulting, and the statistical analysis was reviewed by Andrew Collins, Project Manager for Groundwater Stats Consulting.

The CCR program consists of the following constituents listed below. The terms "constituent" and "parameter" are interchangeable.

- **Appendix III** (Detection Monitoring) **-** boron, calcium, chloride, fluoride, pH, sulfate, and TDS
- **Appendix IV** (Assessment Monitoring) **–** antimony, arsenic, barium, beryllium, cadmium, chromium, cobalt, combined radium 226 + 228, fluoride, lead, lithium, mercury, molybdenum, selenium, and thallium

Note that when there are no detections present in downgradient wells for a given constituent, statistical analyses are not required. A summary of Appendix IV downgradient and assessment well/constituent pairs with 100% non-detects follows this letter. For all constituents, a substitution of the most recent reporting limit is used for non-detect data which generally gives the most conservative limit in each case. In the time series plots, a single reporting limit substitution is used across all wells for a given parameter since the wells are plotted as a group.

While upgradient well BGWA-33 was not sampled for combined radium 226 + 228 during the July/August 2022 sample event, historical data are included with pooled upgradient well data for the construction of interwell tolerance limits. Additionally, spurious values were noted for well BGWC-24 during the July/August 2022; therefore, resamples for all constituents at this well, with the exception of combined radium 226 + 228, were collected in October 2022. Any values from the July/August 2022 sample event that were uncharacteristic of existing concentrations at well BGWC-24 were flagged as outliers.

Time series plots for Appendix III and IV parameters at all wells are provided for the purpose of screening data at these wells (Figure A). Additionally, a separate section of box plots is included for all constituents at upgradient and downgradient wells (Figure B). The time series plots are used to initially screen for suspected outliers and trends, while the box plots provide visual representation of variation within individual wells and between all wells. Values in background which have been flagged as outliers may be seen in a lighter font and as a disconnected symbol on the graphs. A summary of flagged outliers follows this report (Figure C).

Based on the previous screening, data at all wells for constituents detected in downgradient wells were evaluated for the following: 1) outliers; 2) trends; 3) most appropriate statistical method based on site characteristics of groundwater data upgradient of the facility; and 4) eligibility of downgradient wells when intrawell statistical methods are recommended. Power curves were provided with the 2017 screening to demonstrate that the selected statistical methods for Appendix III parameters comply with the USEPA Unified Guidance. The EPA suggests the selected statistical method should provide at least 55% power at 3 standard deviations or at least 80% power at 4 standard deviations.

The original background screening was conducted in 2017 by MacStat Consulting. Values identified as outliers were flagged in the database and excluded prior to construction of statistical limits. Interwell prediction limits, combined with a 1-of-2 resample plan, were recommended.

Interwell tests, which compare downgradient well data to statistical limits constructed from pooled upgradient well data, are appropriate when average concentrations are similar across upgradient wells. Intrawell tests, which compare compliance data from a single well to screened historical data within the same well, are appropriate when upgradient wells exhibit spatial variation; when statistical limits constructed from upgradient wells would not be conservative from a regulatory perspective; and when downgradient water quality is unimpacted compared to upgradient water quality for the same parameter. While data were further tested for intrawell eligibility during the screening, interwell methods are used for all Appendix III constituents in accordance with Georgia EPD requirements.

Summary of Statistical Methods – Appendix III and IV Parameters

Based on the evaluation for state and federal regulatory requirements, the following methods were selected for Appendix III and IV constituents:

- Appendix III: Interwell prediction limits, combined with a 1-of-2 resample plan, for each Appendix III constituent
- Appendix IV: Confidence intervals on downgradient well data compared against Groundwater Protection Standards (GWPS) for each Appendix IV constituent

The distribution of data is tested using the Shapiro-Wilk/Shapiro-Francia test for normality. Parametric prediction limits (or tolerance limits or confidence intervals as applicable) are utilized when the screened historical data follow a normal or transformed-normal distribution. When data cannot be normalized or the majority of data are non-detects, a nonparametric test is utilized. While the false positive rate associated with the parametric prediction limits is based on an annual 10% (5% per semi-annual event) as recommended by the EPA Unified Guidance (2009), the false positive rate associated with the nonparametric limits is dependent upon the available background sample size, number of future comparisons, and verification resample plan. The following approaches are used for handling non-detects (USEPA, 2009):

- No statistical analyses are required on wells and analytes containing 100% non-detects (USEPA Unified Guidance, 2009, Chapter 6).

- When data contain <15% non-detects in background, simple substitution of one-half the reporting limit is utilized in the statistical analysis. The reporting limit utilized for non-detects is the practical quantification limit (PQL) as reported by the laboratory.
- When data contain between 15-50% non-detects, the Kaplan-Meier non-detect adjustment is applied to the background data. This technique adjusts the mean and standard deviation of the historical concentrations to account for concentrations below the reporting limit.
- Nonparametric prediction limits are used on data containing greater than 50% non-detects.

Natural systems continuously evolve due to physical changes made to the environment. Examples include capping a landfill, paving areas near a well, or lining a drainage channel to prevent erosion. Periodic updating of background statistical limits is necessary to accommodate these types of changes. In the interwell case, prediction limits are updated with upgradient well data during each event after careful screening for any new outliers. While this was not required for this report, in some cases, deselecting the earlier portion of data may be necessary prior to construction of limits so that resulting statistical limits are conservative (lower) from a regulatory perspective and capable of rapidly detecting changes in groundwater quality. Even though the data are excluded from the calculation, the values will continue to be reported and shown in tables and graphs.

Statistical Analysis of Appendix III Parameters – July/August 2022

All Appendix III parameters were analyzed using interwell prediction limits. Background (upgradient) well data were re-assessed for potential outliers during this analysis. No new Appendix III values were flagged as an outlier in the database for Appendix III parameters. Values in background which were previously flagged as outliers may be seen in a lighter font and as a disconnected symbol on the graphs. A summary of flagged outliers follows this report (Figure C).

<u>Interwell Prediction Limits</u>

Interwell prediction limits, combined with a 1-of-2 resample plan, were constructed using all historical upgradient well data through July/August 2022 (Figure D). Interwell prediction limits pool upgradient well data to establish a background limit for an individual constituent. The July/August 2022 sample from each downgradient well is compared to the background limit to determine whether initial exceedances are present.

In the event of an initial exceedance of compliance well data, the 1-of-2 resample plan allows for collection of one additional sample to determine whether the initial exceedance is confirmed. When a resample confirms the initial exceedance, a statistically significant increase is identified and further research would be required to identify the cause of the exceedance (i.e., impact from the site, natural variation, or an off-site source). If the resample falls within the statistical limit, the initial exceedance is considered to be a false positive result. Therefore, no exceedance is noted and no further action is necessary. If no resample is collected, the original result is considered a confirmed exceedance. Several prediction limit exceedances were noted for Appendix III parameters and a summary table of the interwell prediction limits follows this letter.

Trend Test Evaluation – Appendix III

When prediction limit exceedances are identified in downgradient wells, data are further evaluated using the Sen's Slope/Mann Kendall trend test at the 99% confidence level to determine whether concentrations are statistically increasing, decreasing, or stable (Figure E). Upgradient wells are included in the trend analyses for all parameters found to exceed their prediction limit in downgradient wells to identify whether similar patterns exist upgradient of the site. Upgradient trends are an indication of natural variability in groundwater unrelated to practices at the site. A summary along with complete graphical results of the trend tests follows this report. Statistically significant trends were noted for the following well/constituent pairs:

Increasing

- Boron: BGWC-12, BGWC-22, BGWC-23, and BGWC-25
- Calcium: BGWA-2 (upgradient), BGWC-12, BGWC-16, BGWC-20, BGWC-22, and BGWC-23
- Chloride: BGWC-10, BGWC-22, and BGWC-23
- Sulfate: BGWA-2 (upgradient), BGWC-12, BGWC-16, and BGWA-47D (upgradient)
- TDS: BGWC-12, BGWC-22, and BGWC-23

Decreasing

- Boron: BGWC-7, BGWC-9, BGWC-18, and BGWC-30
- Chloride: BGWC-9, BGWC-12, BGWC-16, BGWA-29 (upgradient), BGWC-24, and BGWC-30
- pH: BGWC-16, BGWC-24, and BGWA-47D (upgradient)
- Sulfate: BGWC-7, BGWC-9, and BGWC-19
- TDS: BGWC-7 and BGWC-30

Statistical Analysis of Appendix IV Parameters – July/August 2022

For Appendix IV parameters, confidence intervals for each downgradient well/constituent were compared against corresponding Groundwater Protection Standards (GWPS). GWPS were developed as described below. Well/constituent pairs that have 100% non-detects or only trace values below the reporting limits do not require analysis. Data from upgradient wells for Appendix IV parameters are reassessed for outliers during each analysis.

During the previous analysis, a high reporting limit 0.15 mg/L for lithium at wells BGWC-32, BGWC-37D, BGWC-40, and BGWC-42D was flagged in order to maintain statistical limits that are conservative (i.e., lower) from a regulatory perspective. A high reported value of 0.015 mg/L during the July/August 2022 sample event for antimony at downgradient well BGWC-24 was flagged as an outlier. All resamples collected during October 2022 at this well were included in the confidence intervals as discussed earlier. A summary of flagged outliers follows this report (Figure C).

Interwell Upper Tolerance Limits

First, interwell tolerance limits were used to calculate site-specific background limits from all available pooled upgradient well data through August 2022 for Appendix IV constituents (Figure F). Parametric tolerance limits are used when data follow a normal or transformed-normal distribution. When data contained greater than 50% non-detects or did not follow a normal or transformed-normal distribution, non-parametric tolerance limits were used.

Groundwater Protection Standards

The background limits were then used when determining the groundwater protection standard (GWPS) under 40 CFR §257.95(h) and Georgia EPD Rule 391-3-4-.10(6)(a). On July 30, 2018, US EPA revised the Federal CCR rule updating GWPS for cobalt, lead, lithium, and molybdenum as described above in 40 CFR §257.95(h)(2). Effective on February 22, 2022, Georgia EPD incorporated the updated GWPS into the current Georgia EPD Rules for Solid Waste Management 391-3-4-.10(6)(a). In accordance with the updated Rules, the GWPS is:

- The maximum contaminant level (MCL) established under §141.62 and §141.66 of this title

- Where an MCL has not been established for a constituent, Federal and State CCR Rules specify levels for cobalt (0.006 mg/L), lead (0.015 mg/L), lithium (0.040 mg/L), and molybdenum (0.100 mg/L)
- The respective background level for a constituent when the background level is higher than the MCL or Federal CCR Rule identified GWPS

Following Georgia EPD Rule requirements and the Federal CCR requirements, GWPS were established for statistical comparison of Appendix IV constituents for this sample event (Figure G).

Confidence Intervals

To complete the statistical comparison of downgradient well data to GWPS, confidence intervals were constructed for the Appendix IV constituents in each downgradient and assessment well using all available data through July/August 2022.

The Sanitas software was used to calculate both the tolerance limits and the confidence intervals (Figure H). Due to the required transformations to fit the data to a transformed normal distribution, the lower confidence limits resulted in negative numbers for some well/constituent pairs. Therefore, non-parametric confidence intervals, which are bound by reported high and low measurements within a given well, were constructed for these particular cases and may be found at the end of Figure H. This is a more conservative approach in that the lower confidence limit reflects the lowest reported measurement in the data set rather than a negative number.

Confidence intervals were compared to the GWPS prepared as described above. Only when the entire confidence interval is above a GWPS is the downgradient well/constituent pair considered to exceed its respective standard. If there is an exceedance of the GWPS, a statistically significant level (SSL) exceedance is identified. Summaries of the confidence intervals follow this letter and exceedances were identified for the following well/constituent pairs:

- Arsenic: BGWC-34D and BGWC-37D
- Cobalt: BGWC-22
- Molybdenum: BGWC-43D

Trend Test Evaluation – Appendix IV

Data at wells with confidence interval exceedances are further evaluated using the Sen's Slope/Mann Kendall trend test to determine whether concentrations are statistically

increasing, decreasing, or stable (Figure I). Upgradient wells are included in the trend analyses to identify whether similar patterns exist upgradient of the site for the same constituents. When trends are present in upgradient trends, it is an indication of natural variability in groundwater quality unrelated to practices at the site. A summary of the Appendix IV trend test results follows this letter. A statistically significant increasing trend was identified for the following well/constituent pair:

- Cobalt: BGWC-22

Thank you for the opportunity to assist you in the statistical analysis of groundwater quality for Plant Bowen AP-1. If you have any questions or comments, please feel free to contact us.

For Groundwater Stats Consulting,

Abdul Diane
Groundwater Analyst

Andrew T. Collins
Project Manager

100% Non-Detects: Appendix IV Downgradient & Assessment

Analysis Run 11/15/2022 8:23 PM View: Confidence Intervals
Plant Bowen Client: Southern Company Data: Bowen AP-1

Antimony (mg/L)
BGWA-6, BGWC-12, BGWC-18, BGWC-30, BGWC-39

Beryllium (mg/L)
BGWA-6, BGWC-10, BGWC-14A, BGWC-20, BGWC-21, BGWC-25, BGWC-30, BGWC-31, BGWC-32, BGWC-34D, BGWC-35D, BGWC-37D, BGWC-40, BGWC-41D, BGWC-42D, BGWC-43D, BGWC-44D, BGWC-49D, BGWC-50D, BGWC-7, BGWC-8, BGWC-9

Cadmium (mg/L)
BGWA-6, BGWC-10, BGWC-12, BGWC-21, BGWC-25, BGWC-31, BGWC-32, BGWC-34D, BGWC-35D, BGWC-36D, BGWC-37D, BGWC-40, BGWC-41D, BGWC-42D, BGWC-44D, BGWC-49D, BGWC-50D, BGWC-7, BGWC-8, BGWC-9

Chromium (mg/L)
BGWC-19, BGWC-22, BGWC-34D, BGWC-50D

Cobalt (mg/L)
BGWC-42D, BGWC-44D, BGWC-51

Fluoride (mg/L)
BGWC-31

Lead (mg/L)
BGWC-7

Lithium (mg/L)
BGWC-18, BGWC-19, BGWC-21, BGWC-25, BGWC-31, BGWC-32, BGWC-50D

Mercury (mg/L)
BGWC-21, BGWC-32, BGWC-37D, BGWC-39, BGWC-40, BGWC-41D, BGWC-42D, BGWC-43D, BGWC-49D, BGWC-50D

Molybdenum (mg/L)
BGWC-12, BGWC-16, BGWC-17, BGWC-18

Selenium (mg/L)
BGWC-10, BGWC-25, BGWC-35D, BGWC-37D, BGWC-44D, BGWC-49D, BGWC-50D, BGWC-7

Thallium (mg/L)
BGWC-10, BGWC-21, BGWC-25, BGWC-31, BGWC-37D, BGWC-41D, BGWC-42D, BGWC-44D, BGWC-49D, BGWC-50D, BGWC-8

Interwell Prediction Limits - Significant Results

Plant Bowen Client: Southern Company Data: Bowen AP-1 Printed 11/15/2022, 7:53 PM

Constituent	Well	Upper Lim.	Lower Lim.	Date	Observ.	Sig.	Bg N	Bg Mean	Std. Dev.	%NDs	ND Adj.	Transform	Alpha	Method
Boron (mg/L)	BGWC-10	0.03848	n/a	7/28/2022	0.52	Yes	73	0.1151	0.03777	16.44	Kaplan-Meier	sqrt(x)	0.000396	Param Inter 1 of 2
Boron (mg/L)	BGWC-12	0.03848	n/a	7/27/2022	1.2	Yes	73	0.1151	0.03777	16.44	Kaplan-Meier	sqrt(x)	0.000396	Param Inter 1 of 2
Boron (mg/L)	BGWC-14A	0.03848	n/a	7/26/2022	1.3	Yes	73	0.1151	0.03777	16.44	Kaplan-Meier	sqrt(x)	0.000396	Param Inter 1 of 2
Boron (mg/L)	BGWC-16	0.03848	n/a	7/27/2022	1.7	Yes	73	0.1151	0.03777	16.44	Kaplan-Meier	sqrt(x)	0.000396	Param Inter 1 of 2
Boron (mg/L)	BGWC-17	0.03848	n/a	7/27/2022	1.2	Yes	73	0.1151	0.03777	16.44	Kaplan-Meier	sqrt(x)	0.000396	Param Inter 1 of 2
Boron (mg/L)	BGWC-18	0.03848	n/a	7/27/2022	0.53	Yes	73	0.1151	0.03777	16.44	Kaplan-Meier	sqrt(x)	0.000396	Param Inter 1 of 2
Boron (mg/L)	BGWC-19	0.03848	n/a	7/27/2022	0.43	Yes	73	0.1151	0.03777	16.44	Kaplan-Meier	sqrt(x)	0.000396	Param Inter 1 of 2
Boron (mg/L)	BGWC-20	0.03848	n/a	7/27/2022	3.8	Yes	73	0.1151	0.03777	16.44	Kaplan-Meier	sqrt(x)	0.000396	Param Inter 1 of 2
Boron (mg/L)	BGWC-22	0.03848	n/a	8/2/2022	21.5	Yes	73	0.1151	0.03777	16.44	Kaplan-Meier	sqrt(x)	0.000396	Param Inter 1 of 2
Boron (mg/L)	BGWC-23	0.03848	n/a	8/1/2022	14.8	Yes	73	0.1151	0.03777	16.44	Kaplan-Meier	sqrt(x)	0.000396	Param Inter 1 of 2
Boron (mg/L)	BGWC-24	0.03848	n/a	10/21/2022	19.7	Yes	73	0.1151	0.03777	16.44	Kaplan-Meier	sqrt(x)	0.000396	Param Inter 1 of 2
Boron (mg/L)	BGWC-25	0.03848	n/a	7/27/2022	0.051	Yes	73	0.1151	0.03777	16.44	Kaplan-Meier	sqrt(x)	0.000396	Param Inter 1 of 2
Boron (mg/L)	BGWC-30	0.03848	n/a	8/1/2022	2.7	Yes	73	0.1151	0.03777	16.44	Kaplan-Meier	sqrt(x)	0.000396	Param Inter 1 of 2
Boron (mg/L)	BGWC-7	0.03848	n/a	7/28/2022	1.1	Yes	73	0.1151	0.03777	16.44	Kaplan-Meier	sqrt(x)	0.000396	Param Inter 1 of 2
Boron (mg/L)	BGWC-8	0.03848	n/a	7/26/2022	0.052	Yes	73	0.1151	0.03777	16.44	Kaplan-Meier	sqrt(x)	0.000396	Param Inter 1 of 2
Boron (mg/L)	BGWC-9	0.03848	n/a	7/26/2022	0.47	Yes	73	0.1151	0.03777	16.44	Kaplan-Meier	sqrt(x)	0.000396	Param Inter 1 of 2
Calcium (mg/L)	BGWC-12	117	n/a	7/27/2022	175	Yes	73	n/a	n/a	0	n/a	n/a	0.000353	NP Inter (normality) 1 of 2
Calcium (mg/L)	BGWC-14A	117	n/a	7/26/2022	185	Yes	73	n/a	n/a	0	n/a	n/a	0.000353	NP Inter (normality) 1 of 2
Calcium (mg/L)	BGWC-16	117	n/a	7/27/2022	194	Yes	73	n/a	n/a	0	n/a	n/a	0.000353	NP Inter (normality) 1 of 2
Calcium (mg/L)	BGWC-20	117	n/a	7/27/2022	284	Yes	73	n/a	n/a	0	n/a	n/a	0.000353	NP Inter (normality) 1 of 2
Calcium (mg/L)	BGWC-22	117	n/a	8/2/2022	717	Yes	73	n/a	n/a	0	n/a	n/a	0.000353	NP Inter (normality) 1 of 2
Calcium (mg/L)	BGWC-23	117	n/a	8/1/2022	559	Yes	73	n/a	n/a	0	n/a	n/a	0.000353	NP Inter (normality) 1 of 2
Calcium (mg/L)	BGWC-24	117	n/a	10/21/2022	600	Yes	73	n/a	n/a	0	n/a	n/a	0.000353	NP Inter (normality) 1 of 2
Calcium (mg/L)	BGWC-7	117	n/a	7/28/2022	136	Yes	73	n/a	n/a	0	n/a	n/a	0.000353	NP Inter (normality) 1 of 2
Chloride (mg/L)	BGWC-10	9.144	n/a	7/28/2022	30	Yes	72	1.861	0.5413	0	None	sqrt(x)	0.000396	Param Inter 1 of 2
Chloride (mg/L)	BGWC-12	9.144	n/a	7/27/2022	16.2	Yes	72	1.861	0.5413	0	None	sqrt(x)	0.000396	Param Inter 1 of 2
Chloride (mg/L)	BGWC-14A	9.144	n/a	7/26/2022	19.6	Yes	72	1.861	0.5413	0	None	sqrt(x)	0.000396	Param Inter 1 of 2
Chloride (mg/L)	BGWC-16	9.144	n/a	7/27/2022	23.1	Yes	72	1.861	0.5413	0	None	sqrt(x)	0.000396	Param Inter 1 of 2
Chloride (mg/L)	BGWC-17	9.144	n/a	7/27/2022	43.2	Yes	72	1.861	0.5413	0	None	sqrt(x)	0.000396	Param Inter 1 of 2
Chloride (mg/L)	BGWC-18	9.144	n/a	7/27/2022	14.9	Yes	72	1.861	0.5413	0	None	sqrt(x)	0.000396	Param Inter 1 of 2
Chloride (mg/L)	BGWC-20	9.144	n/a	7/27/2022	169	Yes	72	1.861	0.5413	0	None	sqrt(x)	0.000396	Param Inter 1 of 2
Chloride (mg/L)	BGWC-22	9.144	n/a	8/2/2022	828	Yes	72	1.861	0.5413	0	None	sqrt(x)	0.000396	Param Inter 1 of 2
Chloride (mg/L)	BGWC-23	9.144	n/a	8/1/2022	794	Yes	72	1.861	0.5413	0	None	sqrt(x)	0.000396	Param Inter 1 of 2
Chloride (mg/L)	BGWC-24	9.144	n/a	10/21/2022	836	Yes	72	1.861	0.5413	0	None	sqrt(x)	0.000396	Param Inter 1 of 2
Chloride (mg/L)	BGWC-30	9.144	n/a	8/1/2022	114	Yes	72	1.861	0.5413	0	None	sqrt(x)	0.000396	Param Inter 1 of 2
Chloride (mg/L)	BGWC-9	9.144	n/a	7/26/2022	10.9	Yes	72	1.861	0.5413	0	None	sqrt(x)	0.000396	Param Inter 1 of 2
pH (s.u.)	BGWC-16	8.341	6.705	7/27/2022	6.49	Yes	84	57.26	5.773	0	None	x^2	0.000198	Param Inter 1 of 2
pH (s.u.)	BGWC-19	8.341	6.705	7/27/2022	6.55	Yes	84	57.26	5.773	0	None	x^2	0.000198	Param Inter 1 of 2
pH (s.u.)	BGWC-24	8.341	6.705	10/21/2022	6.3	Yes	84	57.26	5.773	0	None	x^2	0.000198	Param Inter 1 of 2
Sulfate (mg/L)	BGWC-10	78	n/a	7/28/2022	105	Yes	72	n/a	n/a	0	n/a	n/a	0.0003615	NP Inter (normality) 1 of 2
Sulfate (mg/L)	BGWC-12	78	n/a	7/27/2022	419	Yes	72	n/a	n/a	0	n/a	n/a	0.0003615	NP Inter (normality) 1 of 2
Sulfate (mg/L)	BGWC-14A	78	n/a	7/26/2022	486	Yes	72	n/a	n/a	0	n/a	n/a	0.0003615	NP Inter (normality) 1 of 2
Sulfate (mg/L)	BGWC-16	78	n/a	7/27/2022	496	Yes	72	n/a	n/a	0	n/a	n/a	0.0003615	NP Inter (normality) 1 of 2
Sulfate (mg/L)	BGWC-17	78	n/a	7/27/2022	118	Yes	72	n/a	n/a	0	n/a	n/a	0.0003615	NP Inter (normality) 1 of 2
Sulfate (mg/L)	BGWC-19	78	n/a	7/27/2022	82.7	Yes	72	n/a	n/a	0	n/a	n/a	0.0003615	NP Inter (normality) 1 of 2
Sulfate (mg/L)	BGWC-20	78	n/a	7/27/2022	617	Yes	72	n/a	n/a	0	n/a	n/a	0.0003615	NP Inter (normality) 1 of 2
Sulfate (mg/L)	BGWC-22	78	n/a	8/2/2022	762	Yes	72	n/a	n/a	0	n/a	n/a	0.0003615	NP Inter (normality) 1 of 2
Sulfate (mg/L)	BGWC-23	78	n/a	8/1/2022	528	Yes	72	n/a	n/a	0	n/a	n/a	0.0003615	NP Inter (normality) 1 of 2
Sulfate (mg/L)	BGWC-24	78	n/a	10/21/2022	389	Yes	72	n/a	n/a	0	n/a	n/a	0.0003615	NP Inter (normality) 1 of 2
Sulfate (mg/L)	BGWC-7	78	n/a	7/28/2022	268	Yes	72	n/a	n/a	0	n/a	n/a	0.0003615	NP Inter (normality) 1 of 2
Sulfate (mg/L)	BGWC-9	78	n/a	7/26/2022	88	Yes	72	n/a	n/a	0	n/a	n/a	0.0003615	NP Inter (normality) 1 of 2
Total Dissolved Solids (mg/L)	BGWC-12	469.5	n/a	7/27/2022	952	Yes	71	14.68	3.248	0	None	sqrt(x)	0.000396	Param Inter 1 of 2
Total Dissolved Solids (mg/L)	BGWC-14A	469.5	n/a	7/26/2022	966	Yes	71	14.68	3.248	0	None	sqrt(x)	0.000396	Param Inter 1 of 2
Total Dissolved Solids (mg/L)	BGWC-16	469.5	n/a	7/27/2022	944	Yes	71	14.68	3.248	0	None	sqrt(x)	0.000396	Param Inter 1 of 2
Total Dissolved Solids (mg/L)	BGWC-20	469.5	n/a	7/27/2022	1370	Yes	71	14.68	3.248	0	None	sqrt(x)	0.000396	Param Inter 1 of 2
Total Dissolved Solids (mg/L)	BGWC-22	469.5	n/a	8/2/2022	3440	Yes	71	14.68	3.248	0	None	sqrt(x)	0.000396	Param Inter 1 of 2
Total Dissolved Solids (mg/L)	BGWC-23	469.5	n/a	8/1/2022	2780	Yes	71	14.68	3.248	0	None	sqrt(x)	0.000396	Param Inter 1 of 2
Total Dissolved Solids (mg/L)	BGWC-24	469.5	n/a	10/21/2022	1610	Yes	71	14.68	3.248	0	None	sqrt(x)	0.000396	Param Inter 1 of 2
Total Dissolved Solids (mg/L)	BGWC-30	469.5	n/a	8/1/2022	582	Yes	71	14.68	3.248	0	None	sqrt(x)	0.000396	Param Inter 1 of 2
Total Dissolved Solids (mg/L)	BGWC-7	469.5	n/a	7/28/2022	732	Yes	71	14.68	3.248	0	None	sqrt(x)	0.000396	Param Inter 1 of 2

Interwell Prediction Limits - All Results

Plant Bowen Client: Southern Company Data: Bowen AP-1 Printed 11/15/2022, 7:53 PM

Constituent	Well	Upper Lim.	Lower Lim.	Date	Observ.	Sig.	Bg N	Bg Mean	Std. Dev.	%NDs	ND Adj.	Transform	Alpha	Method
Boron (mg/L)	**BGWC-10**	**0.03848**	**n/a**	**7/28/2022**	**0.52**	**Yes**	**73**	**0.1151**	**0.03777**	**16.44**	**Kaplan-Meier**	**sqrt(x)**	**0.000396**	**Param Inter 1 of 2**
Boron (mg/L)	**BGWC-12**	**0.03848**	**n/a**	**7/27/2022**	**1.2**	**Yes**	**73**	**0.1151**	**0.03777**	**16.44**	**Kaplan-Meier**	**sqrt(x)**	**0.000396**	**Param Inter 1 of 2**
Boron (mg/L)	**BGWC-14A**	**0.03848**	**n/a**	**7/26/2022**	**1.3**	**Yes**	**73**	**0.1151**	**0.03777**	**16.44**	**Kaplan-Meier**	**sqrt(x)**	**0.000396**	**Param Inter 1 of 2**
Boron (mg/L)	**BGWC-16**	**0.03848**	**n/a**	**7/27/2022**	**1.7**	**Yes**	**73**	**0.1151**	**0.03777**	**16.44**	**Kaplan-Meier**	**sqrt(x)**	**0.000396**	**Param Inter 1 of 2**
Boron (mg/L)	**BGWC-17**	**0.03848**	**n/a**	**7/27/2022**	**1.2**	**Yes**	**73**	**0.1151**	**0.03777**	**16.44**	**Kaplan-Meier**	**sqrt(x)**	**0.000396**	**Param Inter 1 of 2**
Boron (mg/L)	**BGWC-18**	**0.03848**	**n/a**	**7/27/2022**	**0.53**	**Yes**	**73**	**0.1151**	**0.03777**	**16.44**	**Kaplan-Meier**	**sqrt(x)**	**0.000396**	**Param Inter 1 of 2**
Boron (mg/L)	**BGWC-19**	**0.03848**	**n/a**	**7/27/2022**	**0.43**	**Yes**	**73**	**0.1151**	**0.03777**	**16.44**	**Kaplan-Meier**	**sqrt(x)**	**0.000396**	**Param Inter 1 of 2**
Boron (mg/L)	**BGWC-20**	**0.03848**	**n/a**	**7/27/2022**	**3.8**	**Yes**	**73**	**0.1151**	**0.03777**	**16.44**	**Kaplan-Meier**	**sqrt(x)**	**0.000396**	**Param Inter 1 of 2**
Boron (mg/L)	BGWC-21	0.03848	n/a	7/28/2022	0.035J	No	73	0.1151	0.03777	16.44	Kaplan-Meier	sqrt(x)	0.000396	Param Inter 1 of 2
Boron (mg/L)	**BGWC-22**	**0.03848**	**n/a**	**8/2/2022**	**21.5**	**Yes**	**73**	**0.1151**	**0.03777**	**16.44**	**Kaplan-Meier**	**sqrt(x)**	**0.000396**	**Param Inter 1 of 2**
Boron (mg/L)	**BGWC-23**	**0.03848**	**n/a**	**8/1/2022**	**14.8**	**Yes**	**73**	**0.1151**	**0.03777**	**16.44**	**Kaplan-Meier**	**sqrt(x)**	**0.000396**	**Param Inter 1 of 2**
Boron (mg/L)	**BGWC-24**	**0.03848**	**n/a**	**10/21/2022**	**19.7**	**Yes**	**73**	**0.1151**	**0.03777**	**16.44**	**Kaplan-Meier**	**sqrt(x)**	**0.000396**	**Param Inter 1 of 2**
Boron (mg/L)	**BGWC-25**	**0.03848**	**n/a**	**7/27/2022**	**0.051**	**Yes**	**73**	**0.1151**	**0.03777**	**16.44**	**Kaplan-Meier**	**sqrt(x)**	**0.000396**	**Param Inter 1 of 2**
Boron (mg/L)	**BGWC-30**	**0.03848**	**n/a**	**8/1/2022**	**2.7**	**Yes**	**73**	**0.1151**	**0.03777**	**16.44**	**Kaplan-Meier**	**sqrt(x)**	**0.000396**	**Param Inter 1 of 2**
Boron (mg/L)	**BGWC-7**	**0.03848**	**n/a**	**7/28/2022**	**1.1**	**Yes**	**73**	**0.1151**	**0.03777**	**16.44**	**Kaplan-Meier**	**sqrt(x)**	**0.000396**	**Param Inter 1 of 2**
Boron (mg/L)	**BGWC-8**	**0.03848**	**n/a**	**7/26/2022**	**0.052**	**Yes**	**73**	**0.1151**	**0.03777**	**16.44**	**Kaplan-Meier**	**sqrt(x)**	**0.000396**	**Param Inter 1 of 2**
Boron (mg/L)	**BGWC-9**	**0.03848**	**n/a**	**7/26/2022**	**0.47**	**Yes**	**73**	**0.1151**	**0.03777**	**16.44**	**Kaplan-Meier**	**sqrt(x)**	**0.000396**	**Param Inter 1 of 2**
Calcium (mg/L)	BGWC-10	117	n/a	7/28/2022	63	No	73	n/a	n/a	0	n/a	n/a	0.000353	NP Inter (normality) 1 of 2
Calcium (mg/L)	**BGWC-12**	**117**	**n/a**	**7/27/2022**	**175**	**Yes**	**73**	**n/a**	**n/a**	**0**	**n/a**	**n/a**	**0.000353**	**NP Inter (normality) 1 of 2**
Calcium (mg/L)	**BGWC-14A**	**117**	**n/a**	**7/26/2022**	**185**	**Yes**	**73**	**n/a**	**n/a**	**0**	**n/a**	**n/a**	**0.000353**	**NP Inter (normality) 1 of 2**
Calcium (mg/L)	**BGWC-16**	**117**	**n/a**	**7/27/2022**	**194**	**Yes**	**73**	**n/a**	**n/a**	**0**	**n/a**	**n/a**	**0.000353**	**NP Inter (normality) 1 of 2**
Calcium (mg/L)	BGWC-17	117	n/a	7/27/2022	80.9	No	73	n/a	n/a	0	n/a	n/a	0.000353	NP Inter (normality) 1 of 2
Calcium (mg/L)	BGWC-18	117	n/a	7/27/2022	65.9	No	73	n/a	n/a	0	n/a	n/a	0.000353	NP Inter (normality) 1 of 2
Calcium (mg/L)	BGWC-19	117	n/a	7/27/2022	63.2	No	73	n/a	n/a	0	n/a	n/a	0.000353	NP Inter (normality) 1 of 2
Calcium (mg/L)	**BGWC-20**	**117**	**n/a**	**7/27/2022**	**284**	**Yes**	**73**	**n/a**	**n/a**	**0**	**n/a**	**n/a**	**0.000353**	**NP Inter (normality) 1 of 2**
Calcium (mg/L)	BGWC-21	117	n/a	7/28/2022	43.1	No	73	n/a	n/a	0	n/a	n/a	0.000353	NP Inter (normality) 1 of 2
Calcium (mg/L)	**BGWC-22**	**117**	**n/a**	**8/2/2022**	**717**	**Yes**	**73**	**n/a**	**n/a**	**0**	**n/a**	**n/a**	**0.000353**	**NP Inter (normality) 1 of 2**
Calcium (mg/L)	**BGWC-23**	**117**	**n/a**	**8/1/2022**	**559**	**Yes**	**73**	**n/a**	**n/a**	**0**	**n/a**	**n/a**	**0.000353**	**NP Inter (normality) 1 of 2**
Calcium (mg/L)	**BGWC-24**	**117**	**n/a**	**10/21/2022**	**600**	**Yes**	**73**	**n/a**	**n/a**	**0**	**n/a**	**n/a**	**0.000353**	**NP Inter (normality) 1 of 2**
Calcium (mg/L)	BGWC-25	117	n/a	7/27/2022	52.1	No	73	n/a	n/a	0	n/a	n/a	0.000353	NP Inter (normality) 1 of 2
Calcium (mg/L)	BGWC-30	117	n/a	8/1/2022	111	No	73	n/a	n/a	0	n/a	n/a	0.000353	NP Inter (normality) 1 of 2
Calcium (mg/L)	**BGWC-7**	**117**	**n/a**	**7/28/2022**	**136**	**Yes**	**73**	**n/a**	**n/a**	**0**	**n/a**	**n/a**	**0.000353**	**NP Inter (normality) 1 of 2**
Calcium (mg/L)	BGWC-8	117	n/a	7/26/2022	41.8	No	73	n/a	n/a	0	n/a	n/a	0.000353	NP Inter (normality) 1 of 2
Calcium (mg/L)	BGWC-9	117	n/a	7/26/2022	66.3	No	73	n/a	n/a	0	n/a	n/a	0.000353	NP Inter (normality) 1 of 2
Chloride (mg/L)	**BGWC-10**	**9.144**	**n/a**	**7/28/2022**	**30**	**Yes**	**72**	**1.861**	**0.5413**	**0**	**None**	**sqrt(x)**	**0.000396**	**Param Inter 1 of 2**
Chloride (mg/L)	**BGWC-12**	**9.144**	**n/a**	**7/27/2022**	**16.2**	**Yes**	**72**	**1.861**	**0.5413**	**0**	**None**	**sqrt(x)**	**0.000396**	**Param Inter 1 of 2**
Chloride (mg/L)	**BGWC-14A**	**9.144**	**n/a**	**7/26/2022**	**19.6**	**Yes**	**72**	**1.861**	**0.5413**	**0**	**None**	**sqrt(x)**	**0.000396**	**Param Inter 1 of 2**
Chloride (mg/L)	**BGWC-16**	**9.144**	**n/a**	**7/27/2022**	**23.1**	**Yes**	**72**	**1.861**	**0.5413**	**0**	**None**	**sqrt(x)**	**0.000396**	**Param Inter 1 of 2**
Chloride (mg/L)	**BGWC-17**	**9.144**	**n/a**	**7/27/2022**	**43.2**	**Yes**	**72**	**1.861**	**0.5413**	**0**	**None**	**sqrt(x)**	**0.000396**	**Param Inter 1 of 2**
Chloride (mg/L)	**BGWC-18**	**9.144**	**n/a**	**7/27/2022**	**14.9**	**Yes**	**72**	**1.861**	**0.5413**	**0**	**None**	**sqrt(x)**	**0.000396**	**Param Inter 1 of 2**
Chloride (mg/L)	BGWC-19	9.144	n/a	7/27/2022	7.8	No	72	1.861	0.5413	0	None	sqrt(x)	0.000396	Param Inter 1 of 2
Chloride (mg/L)	**BGWC-20**	**9.144**	**n/a**	**7/27/2022**	**169**	**Yes**	**72**	**1.861**	**0.5413**	**0**	**None**	**sqrt(x)**	**0.000396**	**Param Inter 1 of 2**
Chloride (mg/L)	BGWC-21	9.144	n/a	7/28/2022	4.7	No	72	1.861	0.5413	0	None	sqrt(x)	0.000396	Param Inter 1 of 2
Chloride (mg/L)	**BGWC-22**	**9.144**	**n/a**	**8/2/2022**	**828**	**Yes**	**72**	**1.861**	**0.5413**	**0**	**None**	**sqrt(x)**	**0.000396**	**Param Inter 1 of 2**
Chloride (mg/L)	**BGWC-23**	**9.144**	**n/a**	**8/1/2022**	**794**	**Yes**	**72**	**1.861**	**0.5413**	**0**	**None**	**sqrt(x)**	**0.000396**	**Param Inter 1 of 2**
Chloride (mg/L)	**BGWC-24**	**9.144**	**n/a**	**10/21/2022**	**836**	**Yes**	**72**	**1.861**	**0.5413**	**0**	**None**	**sqrt(x)**	**0.000396**	**Param Inter 1 of 2**
Chloride (mg/L)	BGWC-25	9.144	n/a	7/27/2022	6.2	No	72	1.861	0.5413	0	None	sqrt(x)	0.000396	Param Inter 1 of 2
Chloride (mg/L)	**BGWC-30**	**9.144**	**n/a**	**8/1/2022**	**114**	**Yes**	**72**	**1.861**	**0.5413**	**0**	**None**	**sqrt(x)**	**0.000396**	**Param Inter 1 of 2**
Chloride (mg/L)	BGWC-7	9.144	n/a	7/28/2022	8.9	No	72	1.861	0.5413	0	None	sqrt(x)	0.000396	Param Inter 1 of 2
Chloride (mg/L)	BGWC-8	9.144	n/a	7/26/2022	1.6	No	72	1.861	0.5413	0	None	sqrt(x)	0.000396	Param Inter 1 of 2
Chloride (mg/L)	**BGWC-9**	**9.144**	**n/a**	**7/26/2022**	**10.9**	**Yes**	**72**	**1.861**	**0.5413**	**0**	**None**	**sqrt(x)**	**0.000396**	**Param Inter 1 of 2**
Fluoride (mg/L)	BGWC-10	0.57	n/a	7/28/2022	0.064J	No	83	n/a	n/a	49.4	n/a	n/a	0.0002756	NP Inter (normality) 1 of 2
Fluoride (mg/L)	BGWC-12	0.57	n/a	7/27/2022	0.081J	No	83	n/a	n/a	49.4	n/a	n/a	0.0002756	NP Inter (normality) 1 of 2
Fluoride (mg/L)	BGWC-14A	0.57	n/a	7/26/2022	0.082J	No	83	n/a	n/a	49.4	n/a	n/a	0.0002756	NP Inter (normality) 1 of 2
Fluoride (mg/L)	BGWC-16	0.57	n/a	7/27/2022	0.091J	No	83	n/a	n/a	49.4	n/a	n/a	0.0002756	NP Inter (normality) 1 of 2
Fluoride (mg/L)	BGWC-17	0.57	n/a	7/27/2022	0.13	No	83	n/a	n/a	49.4	n/a	n/a	0.0002756	NP Inter (normality) 1 of 2
Fluoride (mg/L)	BGWC-18	0.57	n/a	7/27/2022	0.081J	No	83	n/a	n/a	49.4	n/a	n/a	0.0002756	NP Inter (normality) 1 of 2
Fluoride (mg/L)	BGWC-19	0.57	n/a	7/27/2022	0.071J	No	83	n/a	n/a	49.4	n/a	n/a	0.0002756	NP Inter (normality) 1 of 2
Fluoride (mg/L)	BGWC-20	0.57	n/a	7/27/2022	0.062J	No	83	n/a	n/a	49.4	n/a	n/a	0.0002756	NP Inter (normality) 1 of 2
Fluoride (mg/L)	BGWC-21	0.57	n/a	7/28/2022	0.1ND	No	83	n/a	n/a	49.4	n/a	n/a	0.0002756	NP Inter (normality) 1 of 2
Fluoride (mg/L)	BGWC-22	0.57	n/a	8/2/2022	0.19	No	83	n/a	n/a	49.4	n/a	n/a	0.0002756	NP Inter (normality) 1 of 2
Fluoride (mg/L)	BGWC-23	0.57	n/a	8/1/2022	0.07J	No	83	n/a	n/a	49.4	n/a	n/a	0.0002756	NP Inter (normality) 1 of 2
Fluoride (mg/L)	BGWC-24	0.57	n/a	10/21/2022	0.14	No	83	n/a	n/a	49.4	n/a	n/a	0.0002756	NP Inter (normality) 1 of 2
Fluoride (mg/L)	BGWC-25	0.57	n/a	7/27/2022	0.051J	No	83	n/a	n/a	49.4	n/a	n/a	0.0002756	NP Inter (normality) 1 of 2
Fluoride (mg/L)	BGWC-30	0.57	n/a	8/1/2022	0.09J	No	83	n/a	n/a	49.4	n/a	n/a	0.0002756	NP Inter (normality) 1 of 2
Fluoride (mg/L)	BGWC-7	0.57	n/a	7/28/2022	0.16	No	83	n/a	n/a	49.4	n/a	n/a	0.0002756	NP Inter (normality) 1 of 2
Fluoride (mg/L)	BGWC-8	0.57	n/a	7/26/2022	0.067J	No	83	n/a	n/a	49.4	n/a	n/a	0.0002756	NP Inter (normality) 1 of 2
Fluoride (mg/L)	BGWC-9	0.57	n/a	7/26/2022	0.11	No	83	n/a	n/a	49.4	n/a	n/a	0.0002756	NP Inter (normality) 1 of 2

Interwell Prediction Limits - All Results

Plant Bowen Client: Southern Company Data: Bowen AP-1 Printed 11/15/2022, 7:53 PM

Constituent	Well	Upper Lim.	Lower Lim.	Date	Observ.	Sig.	Bg N	Bg Mean	Std. Dev.	%NDs	ND Adj.	Transform	Alpha	Method
pH (s.u.)	BGWC-10	8.341	6.705	7/28/2022	7.63	No	84	57.26	5.773	0	None	x^2	0.000198	Param Inter 1 of 2
pH (s.u.)	BGWC-12	8.341	6.705	7/27/2022	6.85	No	84	57.26	5.773	0	None	x^2	0.000198	Param Inter 1 of 2
pH (s.u.)	BGWC-14A	8.341	6.705	7/26/2022	6.78	No	84	57.26	5.773	0	None	x^2	0.000198	Param Inter 1 of 2
pH (s.u.)	**BGWC-16**	**8.341**	**6.705**	**7/27/2022**	**6.49**	**Yes**	**84**	**57.26**	**5.773**	**0**	**None**	**x^2**	**0.000198**	**Param Inter 1 of 2**
pH (s.u.)	BGWC-17	8.341	6.705	7/27/2022	7.29	No	84	57.26	5.773	0	None	x^2	0.000198	Param Inter 1 of 2
pH (s.u.)	BGWC-18	8.341	6.705	7/27/2022	7.02	No	84	57.26	5.773	0	None	x^2	0.000198	Param Inter 1 of 2
pH (s.u.)	**BGWC-19**	**8.341**	**6.705**	**7/27/2022**	**6.55**	**Yes**	**84**	**57.26**	**5.773**	**0**	**None**	**x^2**	**0.000198**	**Param Inter 1 of 2**
pH (s.u.)	BGWC-20	8.341	6.705	7/27/2022	7.18	No	84	57.26	5.773	0	None	x^2	0.000198	Param Inter 1 of 2
pH (s.u.)	BGWC-21	8.341	6.705	7/28/2022	7.85	No	84	57.26	5.773	0	None	x^2	0.000198	Param Inter 1 of 2
pH (s.u.)	BGWC-22	8.341	6.705	8/2/2022	6.73	No	84	57.26	5.773	0	None	x^2	0.000198	Param Inter 1 of 2
pH (s.u.)	BGWC-23	8.341	6.705	8/1/2022	7	No	84	57.26	5.773	0	None	x^2	0.000198	Param Inter 1 of 2
pH (s.u.)	**BGWC-24**	**8.341**	**6.705**	**10/21/2022**	**6.3**	**Yes**	**84**	**57.26**	**5.773**	**0**	**None**	**x^2**	**0.000198**	**Param Inter 1 of 2**
pH (s.u.)	BGWC-25	8.341	6.705	7/27/2022	7.22	No	84	57.26	5.773	0	None	x^2	0.000198	Param Inter 1 of 2
pH (s.u.)	BGWC-30	8.341	6.705	8/1/2022	7.21	No	84	57.26	5.773	0	None	x^2	0.000198	Param Inter 1 of 2
pH (s.u.)	BGWC-7	8.341	6.705	7/28/2022	6.96	No	84	57.26	5.773	0	None	x^2	0.000198	Param Inter 1 of 2
pH (s.u.)	BGWC-8	8.341	6.705	7/26/2022	7.63	No	84	57.26	5.773	0	None	x^2	0.000198	Param Inter 1 of 2
pH (s.u.)	BGWC-9	8.341	6.705	7/26/2022	7.33	No	84	57.26	5.773	0	None	x^2	0.000198	Param Inter 1 of 2
Sulfate (mg/L)	**BGWC-10**	**78**	**n/a**	**7/28/2022**	**105**	**Yes**	**72**	**n/a**	**n/a**	**0**	**n/a**	**n/a**	**0.0003615**	**NP Inter (normality) 1 of 2**
Sulfate (mg/L)	**BGWC-12**	**78**	**n/a**	**7/27/2022**	**419**	**Yes**	**72**	**n/a**	**n/a**	**0**	**n/a**	**n/a**	**0.0003615**	**NP Inter (normality) 1 of 2**
Sulfate (mg/L)	**BGWC-14A**	**78**	**n/a**	**7/26/2022**	**486**	**Yes**	**72**	**n/a**	**n/a**	**0**	**n/a**	**n/a**	**0.0003615**	**NP Inter (normality) 1 of 2**
Sulfate (mg/L)	**BGWC-16**	**78**	**n/a**	**7/27/2022**	**496**	**Yes**	**72**	**n/a**	**n/a**	**0**	**n/a**	**n/a**	**0.0003615**	**NP Inter (normality) 1 of 2**
Sulfate (mg/L)	**BGWC-17**	**78**	**n/a**	**7/27/2022**	**118**	**Yes**	**72**	**n/a**	**n/a**	**0**	**n/a**	**n/a**	**0.0003615**	**NP Inter (normality) 1 of 2**
Sulfate (mg/L)	BGWC-18	78	n/a	7/27/2022	55.5	No	72	n/a	n/a	0	n/a	n/a	0.0003615	NP Inter (normality) 1 of 2
Sulfate (mg/L)	**BGWC-19**	**78**	**n/a**	**7/27/2022**	**82.7**	**Yes**	**72**	**n/a**	**n/a**	**0**	**n/a**	**n/a**	**0.0003615**	**NP Inter (normality) 1 of 2**
Sulfate (mg/L)	**BGWC-20**	**78**	**n/a**	**7/27/2022**	**617**	**Yes**	**72**	**n/a**	**n/a**	**0**	**n/a**	**n/a**	**0.0003615**	**NP Inter (normality) 1 of 2**
Sulfate (mg/L)	BGWC-21	78	n/a	7/28/2022	55.3	No	72	n/a	n/a	0	n/a	n/a	0.0003615	NP Inter (normality) 1 of 2
Sulfate (mg/L)	**BGWC-22**	**78**	**n/a**	**8/2/2022**	**762**	**Yes**	**72**	**n/a**	**n/a**	**0**	**n/a**	**n/a**	**0.0003615**	**NP Inter (normality) 1 of 2**
Sulfate (mg/L)	**BGWC-23**	**78**	**n/a**	**8/1/2022**	**528**	**Yes**	**72**	**n/a**	**n/a**	**0**	**n/a**	**n/a**	**0.0003615**	**NP Inter (normality) 1 of 2**
Sulfate (mg/L)	**BGWC-24**	**78**	**n/a**	**10/21/2022**	**389**	**Yes**	**72**	**n/a**	**n/a**	**0**	**n/a**	**n/a**	**0.0003615**	**NP Inter (normality) 1 of 2**
Sulfate (mg/L)	BGWC-25	78	n/a	7/27/2022	12.6	No	72	n/a	n/a	0	n/a	n/a	0.0003615	NP Inter (normality) 1 of 2
Sulfate (mg/L)	BGWC-30	78	n/a	8/1/2022	63.3	No	72	n/a	n/a	0	n/a	n/a	0.0003615	NP Inter (normality) 1 of 2
Sulfate (mg/L)	**BGWC-7**	**78**	**n/a**	**7/28/2022**	**268**	**Yes**	**72**	**n/a**	**n/a**	**0**	**n/a**	**n/a**	**0.0003615**	**NP Inter (normality) 1 of 2**
Sulfate (mg/L)	BGWC-8	78	n/a	7/26/2022	31.6	No	72	n/a	n/a	0	n/a	n/a	0.0003615	NP Inter (normality) 1 of 2
Sulfate (mg/L)	**BGWC-9**	**78**	**n/a**	**7/26/2022**	**88**	**Yes**	**72**	**n/a**	**n/a**	**0**	**n/a**	**n/a**	**0.0003615**	**NP Inter (normality) 1 of 2**
Total Dissolved Solids (mg/L)	BGWC-10	469.5	n/a	7/28/2022	338	No	71	14.68	3.248	0	None	sqrt(x)	0.000396	Param Inter 1 of 2
Total Dissolved Solids (mg/L)	**BGWC-12**	**469.5**	**n/a**	**7/27/2022**	**952**	**Yes**	**71**	**14.68**	**3.248**	**0**	**None**	**sqrt(x)**	**0.000396**	**Param Inter 1 of 2**
Total Dissolved Solids (mg/L)	**BGWC-14A**	**469.5**	**n/a**	**7/26/2022**	**966**	**Yes**	**71**	**14.68**	**3.248**	**0**	**None**	**sqrt(x)**	**0.000396**	**Param Inter 1 of 2**
Total Dissolved Solids (mg/L)	**BGWC-16**	**469.5**	**n/a**	**7/27/2022**	**944**	**Yes**	**71**	**14.68**	**3.248**	**0**	**None**	**sqrt(x)**	**0.000396**	**Param Inter 1 of 2**
Total Dissolved Solids (mg/L)	BGWC-17	469.5	n/a	7/27/2022	438	No	71	14.68	3.248	0	None	sqrt(x)	0.000396	Param Inter 1 of 2
Total Dissolved Solids (mg/L)	BGWC-18	469.5	n/a	7/27/2022	307	No	71	14.68	3.248	0	None	sqrt(x)	0.000396	Param Inter 1 of 2
Total Dissolved Solids (mg/L)	BGWC-19	469.5	n/a	7/27/2022	338	No	71	14.68	3.248	0	None	sqrt(x)	0.000396	Param Inter 1 of 2
Total Dissolved Solids (mg/L)	**BGWC-20**	**469.5**	**n/a**	**7/27/2022**	**1370**	**Yes**	**71**	**14.68**	**3.248**	**0**	**None**	**sqrt(x)**	**0.000396**	**Param Inter 1 of 2**
Total Dissolved Solids (mg/L)	BGWC-21	469.5	n/a	7/28/2022	259	No	71	14.68	3.248	0	None	sqrt(x)	0.000396	Param Inter 1 of 2
Total Dissolved Solids (mg/L)	**BGWC-22**	**469.5**	**n/a**	**8/2/2022**	**3440**	**Yes**	**71**	**14.68**	**3.248**	**0**	**None**	**sqrt(x)**	**0.000396**	**Param Inter 1 of 2**
Total Dissolved Solids (mg/L)	**BGWC-23**	**469.5**	**n/a**	**8/1/2022**	**2780**	**Yes**	**71**	**14.68**	**3.248**	**0**	**None**	**sqrt(x)**	**0.000396**	**Param Inter 1 of 2**
Total Dissolved Solids (mg/L)	**BGWC-24**	**469.5**	**n/a**	**10/21/2022**	**1610**	**Yes**	**71**	**14.68**	**3.248**	**0**	**None**	**sqrt(x)**	**0.000396**	**Param Inter 1 of 2**
Total Dissolved Solids (mg/L)	BGWC-25	469.5	n/a	7/27/2022	231	No	71	14.68	3.248	0	None	sqrt(x)	0.000396	Param Inter 1 of 2
Total Dissolved Solids (mg/L)	**BGWC-30**	**469.5**	**n/a**	**8/1/2022**	**582**	**Yes**	**71**	**14.68**	**3.248**	**0**	**None**	**sqrt(x)**	**0.000396**	**Param Inter 1 of 2**
Total Dissolved Solids (mg/L)	**BGWC-7**	**469.5**	**n/a**	**7/28/2022**	**732**	**Yes**	**71**	**14.68**	**3.248**	**0**	**None**	**sqrt(x)**	**0.000396**	**Param Inter 1 of 2**
Total Dissolved Solids (mg/L)	BGWC-8	469.5	n/a	7/26/2022	196	No	71	14.68	3.248	0	None	sqrt(x)	0.000396	Param Inter 1 of 2
Total Dissolved Solids (mg/L)	BGWC-9	469.5	n/a	7/26/2022	349	No	71	14.68	3.248	0	None	sqrt(x)	0.000396	Param Inter 1 of 2

Appendix III Trend Tests - Significant Results

Plant Bowen Client: Southern Company Data: Bowen AP-1 Printed 11/15/2022, 8:18 PM

Constituent	Well	Slope	Calc.	Critical	Sig.	N	%NDs	Normality	Xform	Alpha	Method
Boron (mg/L)	BGWC-12	0.05103	90	74	Yes	19	0	n/a	n/a	0.01	NP
Boron (mg/L)	BGWC-18	-0.07488	-95	-74	Yes	19	0	n/a	n/a	0.01	NP
Boron (mg/L)	BGWC-22	1.795	160	98	Yes	23	0	n/a	n/a	0.01	NP
Boron (mg/L)	BGWC-23	1.856	154	87	Yes	21	0	n/a	n/a	0.01	NP
Boron (mg/L)	BGWC-25	0.004415	78	74	Yes	19	0	n/a	n/a	0.01	NP
Boron (mg/L)	BGWC-30	-3.891	-131	-92	Yes	22	0	n/a	n/a	0.01	NP
Boron (mg/L)	BGWC-7	-0.1574	-113	-74	Yes	19	0	n/a	n/a	0.01	NP
Boron (mg/L)	BGWC-9	-0.04004	-92	-74	Yes	19	0	n/a	n/a	0.01	NP
Calcium (mg/L)	BGWA-2 (bg)	2.945	115	81	Yes	20	0	n/a	n/a	0.01	NP
Calcium (mg/L)	BGWC-12	14.17	146	74	Yes	19	0	n/a	n/a	0.01	NP
Calcium (mg/L)	BGWC-16	6.772	87	74	Yes	19	0	n/a	n/a	0.01	NP
Calcium (mg/L)	BGWC-20	13.98	113	74	Yes	19	0	n/a	n/a	0.01	NP
Calcium (mg/L)	BGWC-22	59.98	182	98	Yes	23	0	n/a	n/a	0.01	NP
Calcium (mg/L)	BGWC-23	78.86	160	87	Yes	21	0	n/a	n/a	0.01	NP
Chloride (mg/L)	BGWA-29 (bg)	-0.1487	-135	-81	Yes	20	0	n/a	n/a	0.01	NP
Chloride (mg/L)	BGWC-10	1.301	113	74	Yes	19	0	n/a	n/a	0.01	NP
Chloride (mg/L)	BGWC-12	-5.329	-158	-74	Yes	19	0	n/a	n/a	0.01	NP
Chloride (mg/L)	BGWC-16	-4.056	-110	-74	Yes	19	0	n/a	n/a	0.01	NP
Chloride (mg/L)	BGWC-22	57.74	130	98	Yes	23	0	n/a	n/a	0.01	NP
Chloride (mg/L)	BGWC-23	95.49	138	87	Yes	21	0	n/a	n/a	0.01	NP
Chloride (mg/L)	BGWC-24	-146	-94	-92	Yes	22	0	n/a	n/a	0.01	NP
Chloride (mg/L)	BGWC-30	-150.4	-143	-92	Yes	22	0	n/a	n/a	0.01	NP
Chloride (mg/L)	BGWC-9	-5.154	-104	-74	Yes	19	0	n/a	n/a	0.01	NP
pH (s.u.)	BGWA-47D (bg)	-0.1588	-54	-43	Yes	13	0	n/a	n/a	0.01	NP
pH (s.u.)	BGWC-16	-0.06548	-161	-98	Yes	23	0	n/a	n/a	0.01	NP
pH (s.u.)	BGWC-24	-0.05117	-165	-118	Yes	26	0	n/a	n/a	0.01	NP
Sulfate (mg/L)	BGWA-2 (bg)	1.439	131	81	Yes	20	0	n/a	n/a	0.01	NP
Sulfate (mg/L)	BGWA-47D (bg)	8.354	44	38	Yes	12	0	n/a	n/a	0.01	NP
Sulfate (mg/L)	BGWC-12	30.17	119	74	Yes	19	0	n/a	n/a	0.01	NP
Sulfate (mg/L)	BGWC-16	14.92	96	74	Yes	19	0	n/a	n/a	0.01	NP
Sulfate (mg/L)	BGWC-19	-9.18	-75	-74	Yes	19	0	n/a	n/a	0.01	NP
Sulfate (mg/L)	BGWC-7	-40.5	-86	-74	Yes	19	0	n/a	n/a	0.01	NP
Sulfate (mg/L)	BGWC-9	-7.855	-94	-74	Yes	19	0	n/a	n/a	0.01	NP
Total Dissolved Solids (mg/L)	BGWC-12	55.89	105	74	Yes	19	0	n/a	n/a	0.01	NP
Total Dissolved Solids (mg/L)	BGWC-22	227.7	93	81	Yes	20	0	n/a	n/a	0.01	NP
Total Dissolved Solids (mg/L)	BGWC-23	238.1	121	74	Yes	19	0	n/a	n/a	0.01	NP
Total Dissolved Solids (mg/L)	BGWC-30	-394.4	-120	-81	Yes	20	0	n/a	n/a	0.01	NP
Total Dissolved Solids (mg/L)	BGWC-7	-53.6	-103	-74	Yes	19	0	n/a	n/a	0.01	NP

Appendix III Trend Tests - All Results

Plant Bowen Client: Southern Company Data: Bowen AP-1 Printed 11/15/2022, 8:18 PM

Constituent	Well	Slope	Calc.	Critical	Sig.	N	%NDs	Normality	Xform	Alpha	Method
Boron (mg/L)	BGWA-2 (bg)	-0.0007746	-23	-81	No	20	10	n/a	n/a	0.01	NP
Boron (mg/L)	BGWA-29 (bg)	0	-23	-81	No	20	50	n/a	n/a	0.01	NP
Boron (mg/L)	BGWA-33 (bg)	-0.0068	-15	-25	No	9	0	n/a	n/a	0.01	NP
Boron (mg/L)	BGWA-47D (bg)	-0.002093	-17	-38	No	12	0	n/a	n/a	0.01	NP
Boron (mg/L)	BGWA-48D (bg)	0.01071	31	38	No	12	0	n/a	n/a	0.01	NP
Boron (mg/L)	BGWC-10	0.001358	13	74	No	19	0	n/a	n/a	0.01	NP
Boron (mg/L)	**BGWC-12**	**0.05103**	**90**	**74**	**Yes**	**19**	**0**	**n/a**	**n/a**	**0.01**	**NP**
Boron (mg/L)	BGWC-14A	0.1569	25	38	No	12	0	n/a	n/a	0.01	NP
Boron (mg/L)	BGWC-16	-0.01515	-27	-74	No	19	0	n/a	n/a	0.01	NP
Boron (mg/L)	BGWC-17	-0.06711	-68	-74	No	19	0	n/a	n/a	0.01	NP
Boron (mg/L)	**BGWC-18**	**-0.07488**	**-95**	**-74**	**Yes**	**19**	**0**	**n/a**	**n/a**	**0.01**	**NP**
Boron (mg/L)	BGWC-19	-0.05208	-65	-74	No	19	0	n/a	n/a	0.01	NP
Boron (mg/L)	BGWC-20	0.1516	67	74	No	19	0	n/a	n/a	0.01	NP
Boron (mg/L)	**BGWC-22**	**1.795**	**160**	**98**	**Yes**	**23**	**0**	**n/a**	**n/a**	**0.01**	**NP**
Boron (mg/L)	**BGWC-23**	**1.856**	**154**	**87**	**Yes**	**21**	**0**	**n/a**	**n/a**	**0.01**	**NP**
Boron (mg/L)	BGWC-24	-0.3723	-20	-92	No	22	0	n/a	n/a	0.01	NP
Boron (mg/L)	**BGWC-25**	**0.004415**	**78**	**74**	**Yes**	**19**	**0**	**n/a**	**n/a**	**0.01**	**NP**
Boron (mg/L)	**BGWC-30**	**-3.891**	**-131**	**-92**	**Yes**	**22**	**0**	**n/a**	**n/a**	**0.01**	**NP**
Boron (mg/L)	**BGWC-7**	**-0.1574**	**-113**	**-74**	**Yes**	**19**	**0**	**n/a**	**n/a**	**0.01**	**NP**
Boron (mg/L)	BGWC-8	-0.003776	-44	-74	No	19	0	n/a	n/a	0.01	NP
Boron (mg/L)	**BGWC-9**	**-0.04004**	**-92**	**-74**	**Yes**	**19**	**0**	**n/a**	**n/a**	**0.01**	**NP**
Calcium (mg/L)	**BGWA-2 (bg)**	**2.945**	**115**	**81**	**Yes**	**20**	**0**	**n/a**	**n/a**	**0.01**	**NP**
Calcium (mg/L)	BGWA-29 (bg)	-0.06243	-12	-81	No	20	0	n/a	n/a	0.01	NP
Calcium (mg/L)	BGWA-33 (bg)	2.65	10	25	No	9	0	n/a	n/a	0.01	NP
Calcium (mg/L)	BGWA-47D (bg)	6.309	23	38	No	12	0	n/a	n/a	0.01	NP
Calcium (mg/L)	BGWA-48D (bg)	9.531	10	38	No	12	0	n/a	n/a	0.01	NP
Calcium (mg/L)	**BGWC-12**	**14.17**	**146**	**74**	**Yes**	**19**	**0**	**n/a**	**n/a**	**0.01**	**NP**
Calcium (mg/L)	BGWC-14A	21.17	26	38	No	12	0	n/a	n/a	0.01	NP
Calcium (mg/L)	**BGWC-16**	**6.772**	**87**	**74**	**Yes**	**19**	**0**	**n/a**	**n/a**	**0.01**	**NP**
Calcium (mg/L)	**BGWC-20**	**13.98**	**113**	**74**	**Yes**	**19**	**0**	**n/a**	**n/a**	**0.01**	**NP**
Calcium (mg/L)	**BGWC-22**	**59.98**	**182**	**98**	**Yes**	**23**	**0**	**n/a**	**n/a**	**0.01**	**NP**
Calcium (mg/L)	**BGWC-23**	**78.86**	**160**	**87**	**Yes**	**21**	**0**	**n/a**	**n/a**	**0.01**	**NP**
Calcium (mg/L)	BGWC-24	-21.57	-29	-92	No	22	0	n/a	n/a	0.01	NP
Calcium (mg/L)	BGWC-7	-1.232	-34	-74	No	19	0	n/a	n/a	0.01	NP
Chloride (mg/L)	BGWA-2 (bg)	0.2119	70	81	No	20	0	n/a	n/a	0.01	NP
Chloride (mg/L)	**BGWA-29 (bg)**	**-0.1487**	**-135**	**-81**	**Yes**	**20**	**0**	**n/a**	**n/a**	**0.01**	**NP**
Chloride (mg/L)	BGWA-33 (bg)	-0.3057	-5	-21	No	8	0	n/a	n/a	0.01	NP
Chloride (mg/L)	BGWA-47D (bg)	-0.3104	-34	-38	No	12	0	n/a	n/a	0.01	NP
Chloride (mg/L)	BGWA-48D (bg)	1.969	33	38	No	12	0	n/a	n/a	0.01	NP
Chloride (mg/L)	**BGWC-10**	**1.301**	**113**	**74**	**Yes**	**19**	**0**	**n/a**	**n/a**	**0.01**	**NP**
Chloride (mg/L)	**BGWC-12**	**-5.329**	**-158**	**-74**	**Yes**	**19**	**0**	**n/a**	**n/a**	**0.01**	**NP**
Chloride (mg/L)	BGWC-14A	-3.124	-15	-38	No	12	0	n/a	n/a	0.01	NP
Chloride (mg/L)	**BGWC-16**	**-4.056**	**-110**	**-74**	**Yes**	**19**	**0**	**n/a**	**n/a**	**0.01**	**NP**
Chloride (mg/L)	BGWC-17	0.8172	29	74	No	19	0	n/a	n/a	0.01	NP
Chloride (mg/L)	BGWC-18	-3.744	-63	-74	No	19	0	n/a	n/a	0.01	NP
Chloride (mg/L)	BGWC-20	1.884	50	74	No	19	0	n/a	n/a	0.01	NP
Chloride (mg/L)	**BGWC-22**	**57.74**	**130**	**98**	**Yes**	**23**	**0**	**n/a**	**n/a**	**0.01**	**NP**
Chloride (mg/L)	**BGWC-23**	**95.49**	**138**	**87**	**Yes**	**21**	**0**	**n/a**	**n/a**	**0.01**	**NP**
Chloride (mg/L)	**BGWC-24**	**-146**	**-94**	**-92**	**Yes**	**22**	**0**	**n/a**	**n/a**	**0.01**	**NP**
Chloride (mg/L)	**BGWC-30**	**-150.4**	**-143**	**-92**	**Yes**	**22**	**0**	**n/a**	**n/a**	**0.01**	**NP**
Chloride (mg/L)	**BGWC-9**	**-5.154**	**-104**	**-74**	**Yes**	**19**	**0**	**n/a**	**n/a**	**0.01**	**NP**
pH (s.u.)	BGWA-2 (bg)	-0.04476	-104	-105	No	24	0	n/a	n/a	0.01	NP
pH (s.u.)	BGWA-29 (bg)	0.005772	17	98	No	23	0	n/a	n/a	0.01	NP
pH (s.u.)	BGWA-33 (bg)	-0.1448	-22	-34	No	11	0	n/a	n/a	0.01	NP
pH (s.u.)	**BGWA-47D (bg)**	**-0.1588**	**-54**	**-43**	**Yes**	**13**	**0**	**n/a**	**n/a**	**0.01**	**NP**
pH (s.u.)	BGWA-48D (bg)	-0.2026	-41	-43	No	13	0	n/a	n/a	0.01	NP
pH (s.u.)	**BGWC-16**	**-0.06548**	**-161**	**-98**	**Yes**	**23**	**0**	**n/a**	**n/a**	**0.01**	**NP**
pH (s.u.)	BGWC-19	-0.005105	-31	-98	No	23	0	n/a	n/a	0.01	NP
pH (s.u.)	**BGWC-24**	**-0.05117**	**-165**	**-118**	**Yes**	**26**	**0**	**n/a**	**n/a**	**0.01**	**NP**
Sulfate (mg/L)	**BGWA-2 (bg)**	**1.439**	**131**	**81**	**Yes**	**20**	**0**	**n/a**	**n/a**	**0.01**	**NP**
Sulfate (mg/L)	BGWA-29 (bg)	-0.3385	-39	-81	No	20	0	n/a	n/a	0.01	NP
Sulfate (mg/L)	BGWA-33 (bg)	-1.483	-14	-21	No	8	0	n/a	n/a	0.01	NP
Sulfate (mg/L)	**BGWA-47D (bg)**	**8.354**	**44**	**38**	**Yes**	**12**	**0**	**n/a**	**n/a**	**0.01**	**NP**
Sulfate (mg/L)	BGWA-48D (bg)	-7.306	-30	-38	No	12	0	n/a	n/a	0.01	NP
Sulfate (mg/L)	BGWC-10	-1.042	-62	-74	No	19	0	n/a	n/a	0.01	NP
Sulfate (mg/L)	**BGWC-12**	**30.17**	**119**	**74**	**Yes**	**19**	**0**	**n/a**	**n/a**	**0.01**	**NP**
Sulfate (mg/L)	BGWC-14A	68.69	20	38	No	12	0	n/a	n/a	0.01	NP
Sulfate (mg/L)	**BGWC-16**	**14.92**	**96**	**74**	**Yes**	**19**	**0**	**n/a**	**n/a**	**0.01**	**NP**

Appendix III Trend Tests - All Results

Plant Bowen Client: Southern Company Data: Bowen AP-1 Printed 11/15/2022, 8:18 PM

Constituent	Well	Slope	Calc.	Critical	Sig.	N	%NDs	Normality	Xform	Alpha	Method
Sulfate (mg/L)	BGWC-17	-4.42	-51	-74	No	19	0	n/a	n/a	0.01	NP
Sulfate (mg/L)	**BGWC-19**	**-9.18**	**-75**	**-74**	**Yes**	**19**	**0**	**n/a**	**n/a**	**0.01**	**NP**
Sulfate (mg/L)	BGWC-20	-3.975	-11	-74	No	19	0	n/a	n/a	0.01	NP
Sulfate (mg/L)	BGWC-22	10.94	35	98	No	23	0	n/a	n/a	0.01	NP
Sulfate (mg/L)	BGWC-23	27.13	77	87	No	21	0	n/a	n/a	0.01	NP
Sulfate (mg/L)	BGWC-24	-38.99	-75	-92	No	22	0	n/a	n/a	0.01	NP
Sulfate (mg/L)	**BGWC-7**	**-40.5**	**-86**	**-74**	**Yes**	**19**	**0**	**n/a**	**n/a**	**0.01**	**NP**
Sulfate (mg/L)	**BGWC-9**	**-7.855**	**-94**	**-74**	**Yes**	**19**	**0**	**n/a**	**n/a**	**0.01**	**NP**
Total Dissolved Solids (mg/L)	BGWA-2 (bg)	8.12	73	74	No	19	0	n/a	n/a	0.01	NP
Total Dissolved Solids (mg/L)	BGWA-29 (bg)	-2.288	-46	-74	No	19	0	n/a	n/a	0.01	NP
Total Dissolved Solids (mg/L)	BGWA-33 (bg)	-8.072	-8	-25	No	9	0	n/a	n/a	0.01	NP
Total Dissolved Solids (mg/L)	BGWA-47D (bg)	10.2	20	38	No	12	0	n/a	n/a	0.01	NP
Total Dissolved Solids (mg/L)	BGWA-48D (bg)	4.746	4	38	No	12	0	n/a	n/a	0.01	NP
Total Dissolved Solids (mg/L)	**BGWC-12**	**55.89**	**105**	**74**	**Yes**	**19**	**0**	**n/a**	**n/a**	**0.01**	**NP**
Total Dissolved Solids (mg/L)	BGWC-14A	79.17	22	38	No	12	0	n/a	n/a	0.01	NP
Total Dissolved Solids (mg/L)	BGWC-16	20.37	69	74	No	19	0	n/a	n/a	0.01	NP
Total Dissolved Solids (mg/L)	BGWC-20	29.86	63	74	No	19	0	n/a	n/a	0.01	NP
Total Dissolved Solids (mg/L)	**BGWC-22**	**227.7**	**93**	**81**	**Yes**	**20**	**0**	**n/a**	**n/a**	**0.01**	**NP**
Total Dissolved Solids (mg/L)	**BGWC-23**	**238.1**	**121**	**74**	**Yes**	**19**	**0**	**n/a**	**n/a**	**0.01**	**NP**
Total Dissolved Solids (mg/L)	BGWC-24	-217.9	-54	-81	No	20	0	n/a	n/a	0.01	NP
Total Dissolved Solids (mg/L)	**BGWC-30**	**-394.4**	**-120**	**-81**	**Yes**	**20**	**0**	**n/a**	**n/a**	**0.01**	**NP**
Total Dissolved Solids (mg/L)	**BGWC-7**	**-53.6**	**-103**	**-74**	**Yes**	**19**	**0**	**n/a**	**n/a**	**0.01**	**NP**

Upper Tolerance Limits Summary Table

Plant Bowen Client: Southern Company Data: Bowen AP-1 Printed 11/15/2022, 8:35 PM

Constituent	Upper Lim.	Lower Lim.	Date	Observ.	Sig.	Bg N	%NDs	Transform	Alpha	Method
Antimony (mg/L)	0.0042	n/a	n/a	n/a	n/a	70	57.14	n/a	0.02758	NP Inter(NDs)
Arsenic (mg/L)	0.01	n/a	n/a	n/a	n/a	80	50	n/a	0.01652	NP Inter(normality)
Barium (mg/L)	0.218	n/a	n/a	n/a	n/a	80	0	n/a	0.01652	NP Inter(normality)
Beryllium (mg/L)	0.0005	n/a	n/a	n/a	n/a	76	98.68	n/a	0.02028	NP Inter(NDs)
Cadmium (mg/L)	0.0005	n/a	n/a	n/a	n/a	80	97.5	n/a	0.01652	NP Inter(NDs)
Chromium (mg/L)	0.005	n/a	n/a	n/a	n/a	76	60.53	n/a	0.02028	NP Inter(NDs)
Cobalt (mg/L)	0.005	n/a	n/a	n/a	n/a	81	91.36	n/a	0.01569	NP Inter(NDs)
Combined Radium 226 + 228 (pCi/L)	1.665	n/a	n/a	n/a	n/a	79	0	No	0.05	Inter
Fluoride (mg/L)	0.57	n/a	n/a	n/a	n/a	83	49.4	n/a	0.01416	NP Inter(normality)
Lead (mg/L)	0.0024	n/a	n/a	n/a	n/a	76	64.47	n/a	0.02028	NP Inter(NDs)
Lithium (mg/L)	0.03	n/a	n/a	n/a	n/a	80	81.25	n/a	0.01652	NP Inter(NDs)
Mercury (mg/L)	0.00022	n/a	n/a	n/a	n/a	76	90.79	n/a	0.02028	NP Inter(NDs)
Molybdenum (mg/L)	0.034	n/a	n/a	n/a	n/a	82	53.66	n/a	0.01491	NP Inter(NDs)
Selenium (mg/L)	0.005	n/a	n/a	n/a	n/a	76	86.84	n/a	0.02028	NP Inter(NDs)
Thallium (mg/L)	0.001	n/a	n/a	n/a	n/a	80	83.75	n/a	0.01652	NP Inter(NDs)

BOWEN ASH POND 1 GWPS				
Constituent Name	**MCL**	**CCR-Rule Specified**	**Background Limit**	**GWPS**
Antimony, Total (mg/L)	0.006		0.0042	0.006
Arsenic, Total (mg/L)	0.01		0.01	0.01
Barium, Total (mg/L)	2		0.22	2
Beryllium, Total (mg/L)	0.004		0.0005	0.004
Cadmium, Total (mg/L)	0.005		0.0005	0.005
Chromium, Total (mg/L)	0.1		0.005	0.1
Cobalt, Total (mg/L)		0.006	0.005	0.006
Combined Radium, Total (pCi/L)	5		1.67	5
Fluoride, Total (mg/L)	4		0.57	4
Lead, Total (mg/L)		0.015	0.0024	0.015
Lithium, Total (mg/L)		0.04	0.03	0.04
Mercury, Total (mg/L)	0.002		0.0002	0.002
Molybdenum, Total (mg/L)		0.1	0.034	0.1
Selenium, Total (mg/L)	0.05		0.005	0.05
Thallium, Total (mg/L)	0.002		0.001	0.002

**GWPS = Groundwater Protection Standard*

**MCL = Maximum Contaminant Level*

**CCR = Coal Combustion Residuals*

Confidence Intervals - Significant Results

Plant Bowen Client: Southern Company Data: Bowen AP-1 Printed 11/15/2022, 8:39 PM

Constituent	Well	Upper Lim.	Lower Lim.	Compliance	Sig.	N	Std. Dev.	%NDs	Transform	Alpha	Method
Arsenic (mg/L)	**BGWC-34D**	**0.02**	**0.015**	**0.01**	**Yes**	**13**	**0.002193**	**0**	**No**	**0.01**	**NP (selected)**
Arsenic (mg/L)	**BGWC-37D**	**0.04**	**0.011**	**0.01**	**Yes**	**8**	**0.01091**	**0**	**No**	**0.004**	**NP (selected)**
Cobalt (mg/L)	**BGWC-22**	**0.03**	**0.013**	**0.006**	**Yes**	**25**	**0.01011**	**0**	**No**	**0.01**	**NP (selected)**
Molybdenum (mg/L)	**BGWC-43D**	**0.24**	**0.11**	**0.1**	**Yes**	**9**	**0.04157**	**0**	**No**	**0.002**	**NP (selected)**

Confidence Intervals - All Results

Plant Bowen Client: Southern Company Data: Bowen AP-1 Printed 11/15/2022, 8:39 PM

Constituent	Well	Upper Lim.	Lower Lim.	Compliance	Sig.	N	Std. Dev.	%NDs	Transform	Alpha	Method
Antimony (mg/L)	BGWC-10	0.003	0.0022	0.006	No	18	0.0004292	83.33	No	0.01	NP (NDs)
Antimony (mg/L)	BGWC-14A	0.003	0.00061	0.006	No	13	0.0009578	84.62	No	0.01	NP (NDs)
Antimony (mg/L)	BGWC-16	0.003	0.0004	0.006	No	18	0.0006128	94.44	No	0.01	NP (NDs)
Antimony (mg/L)	BGWC-17	0.003	0.0002	0.006	No	18	0.00066	94.44	No	0.01	NP (NDs)
Antimony (mg/L)	BGWC-19	0.003	0.0005	0.006	No	18	0.0005893	94.44	No	0.01	NP (NDs)
Antimony (mg/L)	BGWC-20	0.003	0.0014	0.006	No	18	0.0006807	88.89	No	0.01	NP (NDs)
Antimony (mg/L)	BGWC-21	0.003	0.0017	0.006	No	17	0.0004845	88.24	No	0.01	NP (NDs)
Antimony (mg/L)	BGWC-22	0.003	0.0023	0.006	No	18	0.0006713	83.33	No	0.01	NP (NDs)
Antimony (mg/L)	BGWC-23	0.003	0.0014	0.006	No	18	0.0009599	66.67	No	0.01	NP (NDs)
Antimony (mg/L)	BGWC-24	0.0032	0.0028	0.006	No	18	0.0009705	72.22	No	0.01	NP (NDs)
Antimony (mg/L)	BGWC-25	0.003	0.0013	0.006	No	18	0.0004007	94.44	No	0.01	NP (NDs)
Antimony (mg/L)	BGWC-31	0.003	0.00038	0.006	No	8	0.0009263	87.5	No	0.004	NP (NDs)
Antimony (mg/L)	BGWC-32	0.003	0.00036	0.006	No	8	0.001215	75	No	0.004	NP (NDs)
Antimony (mg/L)	BGWC-34D	0.003	0.00049	0.006	No	8	0.001095	75	No	0.004	NP (NDs)
Antimony (mg/L)	BGWC-35D	0.003	0.00064	0.006	No	8	0.001088	75	No	0.004	NP (NDs)
Antimony (mg/L)	BGWC-36D	0.003	0.00096	0.006	No	8	0.0007212	87.5	No	0.004	NP (NDs)
Antimony (mg/L)	BGWC-37D	0.003	0.00041	0.006	No	8	0.000919	75	No	0.004	NP (NDs)
Antimony (mg/L)	BGWC-38D	0.01	0.0003	0.006	No	8	0.003358	25	No	0.004	NP (selected)
Antimony (mg/L)	BGWC-40	0.003	0.0005	0.006	No	8	0.0008839	87.5	No	0.004	NP (NDs)
Antimony (mg/L)	BGWC-41D	0.003	0.0014	0.006	No	6	0.0008262	66.67	No	0.0155	NP (NDs)
Antimony (mg/L)	BGWC-42D	0.003	0.00072	0.006	No	6	0.0009957	33.33	No	0.0155	NP (selected)
Antimony (mg/L)	BGWC-43D	0.003	0.00058	0.006	No	6	0.001169	66.67	No	0.0155	NP (NDs)
Antimony (mg/L)	BGWC-44D	0.009	0.0011	0.006	No	6	0.002917	16.67	No	0.0155	NP (selected)
Antimony (mg/L)	BGWC-49D	0.003	0.00039	0.006	No	4	0.001305	75	No	0.0625	NP (NDs)
Antimony (mg/L)	BGWC-50D	0.003	0.0019	0.006	No	4	0.00055	75	No	0.0625	NP (NDs)
Antimony (mg/L)	BGWC-51	0.003	0.0019	0.006	No	6	0.0004491	83.33	No	0.0155	NP (NDs)
Antimony (mg/L)	BGWC-52	0.003	0.00053	0.006	No	6	0.001138	50	No	0.0155	NP (selected)
Antimony (mg/L)	BGWC-7	0.003	0.0016	0.006	No	18	0.0009109	77.78	No	0.01	NP (NDs)
Antimony (mg/L)	BGWC-8	0.003	0.00059	0.006	No	18	0.0009657	83.33	No	0.01	NP (NDs)
Antimony (mg/L)	BGWC-9	0.003	0.0014	0.006	No	17	0.001026	76.47	No	0.01	NP (NDs)
Arsenic (mg/L)	BGWA-6	0.005	0.0011	0.01	No	19	0.00197	63.16	No	0.01	NP (NDs)
Arsenic (mg/L)	BGWC-10	0.008	0.0054	0.01	No	22	0.001544	0	No	0.01	NP (selected)
Arsenic (mg/L)	BGWC-12	0.005	0.00085	0.01	No	22	0.001996	36.36	No	0.01	NP (selected)
Arsenic (mg/L)	BGWC-14A	0.005	0.0011	0.01	No	13	0.001601	69.23	No	0.01	NP (NDs)
Arsenic (mg/L)	BGWC-16	0.005	0.00074	0.01	No	22	0.002126	59.09	No	0.01	NP (NDs)
Arsenic (mg/L)	BGWC-17	0.005	0.0012	0.01	No	22	0.002006	63.64	No	0.01	NP (NDs)
Arsenic (mg/L)	BGWC-18	0.005	0.0013	0.01	No	22	0.002043	63.64	No	0.01	NP (NDs)
Arsenic (mg/L)	BGWC-19	0.005	0.00074	0.01	No	22	0.002135	54.55	No	0.01	NP (NDs)
Arsenic (mg/L)	BGWC-20	0.005	0.0015	0.01	No	22	0.001844	40.91	No	0.01	NP (selected)
Arsenic (mg/L)	BGWC-21	0.005	0.00087	0.01	No	21	0.002023	47.62	No	0.01	NP (selected)
Arsenic (mg/L)	BGWC-22	0.0036	0.0016	0.01	No	22	0.001481	9.091	No	0.01	NP (selected)
Arsenic (mg/L)	BGWC-23	0.0043	0.0015	0.01	No	22	0.001948	4.545	No	0.01	NP (selected)
Arsenic (mg/L)	BGWC-24	0.0063	0.0027	0.01	No	23	0.002546	13.04	No	0.01	NP (selected)
Arsenic (mg/L)	BGWC-25	0.0029	0.002	0.01	No	22	0.001041	4.545	No	0.01	NP (selected)
Arsenic (mg/L)	BGWC-30	0.005	0.001	0.01	No	22	0.001907	36.36	No	0.01	NP (selected)
Arsenic (mg/L)	BGWC-31	0.0055	0.0036	0.01	No	11	0.00109	0	No	0.006	NP (selected)
Arsenic (mg/L)	BGWC-32	0.005	0.00081	0.01	No	11	0.001663	18.18	No	0.006	NP (selected)
Arsenic (mg/L)	**BGWC-34D**	**0.02**	**0.015**	**0.01**	**Yes**	**13**	**0.002193**	**0**	**No**	**0.01**	**NP (selected)**
Arsenic (mg/L)	BGWC-35D	0.005	0.0013	0.01	No	11	0.001746	9.091	No	0.006	NP (selected)
Arsenic (mg/L)	BGWC-36D	0.005	0.00064	0.01	No	11	0.002083	45.45	No	0.006	NP (selected)
Arsenic (mg/L)	**BGWC-37D**	**0.04**	**0.011**	**0.01**	**Yes**	**8**	**0.01091**	**0**	**No**	**0.004**	**NP (selected)**
Arsenic (mg/L)	BGWC-38D	0.0054	0.0012	0.01	No	8	0.001532	12.5	No	0.004	NP (selected)
Arsenic (mg/L)	BGWC-39	0.0055	0.00055	0.01	No	8	0.001772	37.5	No	0.004	NP (selected)
Arsenic (mg/L)	BGWC-40	0.005	0.00051	0.01	No	8	0.001892	37.5	No	0.004	NP (selected)
Arsenic (mg/L)	BGWC-41D	0.0062	0.00092	0.01	No	6	0.001821	0	No	0.0155	NP (selected)
Arsenic (mg/L)	BGWC-42D	0.009	0.002	0.01	No	6	0.002842	0	No	0.0155	NP (selected)
Arsenic (mg/L)	BGWC-43D	0.0048	0.00099	0.01	No	6	0.001752	0	No	0.0155	NP (selected)
Arsenic (mg/L)	BGWC-44D	0.0078	0.0019	0.01	No	6	0.002103	0	No	0.0155	NP (selected)
Arsenic (mg/L)	BGWC-49D	0.0076	0.0023	0.01	No	4	0.002453	0	No	0.0625	NP (selected)
Arsenic (mg/L)	BGWC-50D	0.0035	0.0018	0.01	No	4	0.0007874	0	No	0.0625	NP (selected)
Arsenic (mg/L)	BGWC-51	0.0065	0.0012	0.01	No	6	0.001826	33.33	No	0.0155	NP (selected)
Arsenic (mg/L)	BGWC-52	0.005	0.00099	0.01	No	6	0.001835	33.33	No	0.0155	NP (selected)
Arsenic (mg/L)	BGWC-7	0.003	0.0018	0.01	No	22	0.001061	9.091	No	0.01	NP (selected)
Arsenic (mg/L)	BGWC-8	0.005	0.00065	0.01	No	22	0.002147	40.91	No	0.01	NP (selected)
Arsenic (mg/L)	BGWC-9	0.0033	0.0019	0.01	No	21	0.0009931	9.524	No	0.01	NP (selected)
Barium (mg/L)	BGWA-6	0.016	0.0114	2	No	19	0.01284	0	No	0.01	NP (selected)
Barium (mg/L)	BGWC-10	0.0572	0.042	2	No	22	0.01238	0	No	0.01	NP (selected)
Barium (mg/L)	BGWC-12	0.038	0.0294	2	No	22	0.005999	0	No	0.01	NP (selected)

Confidence Intervals - All Results

Plant Bowen Client: Southern Company Data: Bowen AP-1 Printed 11/15/2022, 8:39 PM

Constituent	Well	Upper Lim.	Lower Lim.	Compliance	Sig.	N	Std. Dev.	%NDs	Transform	Alpha	Method
Barium (mg/L)	BGWC-14A	0.042	0.029	2	No	13	0.006664	0	No	0.01	NP (selected)
Barium (mg/L)	BGWC-16	0.03	0.027	2	No	22	0.002676	0	No	0.01	NP (selected)
Barium (mg/L)	BGWC-17	0.0183	0.015	2	No	22	0.002654	0	No	0.01	NP (selected)
Barium (mg/L)	BGWC-18	0.034	0.029	2	No	22	0.004555	0	No	0.01	NP (selected)
Barium (mg/L)	BGWC-19	0.0405	0.03	2	No	22	0.00619	0	No	0.01	NP (selected)
Barium (mg/L)	BGWC-20	0.0346	0.03	2	No	22	0.002928	0	No	0.01	NP (selected)
Barium (mg/L)	BGWC-21	0.0479	0.028	2	No	21	0.009932	0	No	0.01	NP (selected)
Barium (mg/L)	BGWC-22	0.093	0.079	2	No	22	0.009353	0	No	0.01	NP (selected)
Barium (mg/L)	BGWC-23	0.11	0.085	2	No	22	0.01433	0	No	0.01	NP (selected)
Barium (mg/L)	BGWC-24	0.113	0.077	2	No	23	0.02945	0	No	0.01	NP (selected)
Barium (mg/L)	BGWC-25	0.0279	0.016	2	No	22	0.006693	0	No	0.01	NP (selected)
Barium (mg/L)	BGWC-30	0.191	0.074	2	No	22	0.05938	0	No	0.01	NP (selected)
Barium (mg/L)	BGWC-31	0.042	0.033	2	No	11	0.005971	0	No	0.006	NP (selected)
Barium (mg/L)	BGWC-32	0.13	0.09	2	No	11	0.01946	0	No	0.006	NP (selected)
Barium (mg/L)	BGWC-34D	0.052	0.036	2	No	11	0.007488	0	No	0.006	NP (selected)
Barium (mg/L)	BGWC-35D	0.11	0.065	2	No	11	0.01982	0	No	0.006	NP (selected)
Barium (mg/L)	BGWC-36D	0.084	0.062	2	No	11	0.01407	0	No	0.006	NP (selected)
Barium (mg/L)	BGWC-37D	0.12	0.087	2	No	8	0.01078	0	No	0.004	NP (selected)
Barium (mg/L)	BGWC-38D	0.24	0.082	2	No	8	0.05158	0	No	0.004	NP (selected)
Barium (mg/L)	BGWC-39	0.096	0.04	2	No	8	0.01594	0	No	0.004	NP (selected)
Barium (mg/L)	BGWC-40	0.061	0.045	2	No	8	0.006211	0	No	0.004	NP (selected)
Barium (mg/L)	BGWC-41D	0.063	0.046	2	No	6	0.006186	0	No	0.0155	NP (selected)
Barium (mg/L)	BGWC-42D	0.13	0.058	2	No	6	0.02789	0	No	0.0155	NP (selected)
Barium (mg/L)	BGWC-43D	0.083	0.065	2	No	6	0.006919	0	No	0.0155	NP (selected)
Barium (mg/L)	BGWC-44D	0.026	0.02	2	No	6	0.002317	0	No	0.0155	NP (selected)
Barium (mg/L)	BGWC-49D	0.094	0.062	2	No	4	0.01308	0	No	0.0625	NP (selected)
Barium (mg/L)	BGWC-50D	0.051	0.028	2	No	4	0.01147	0	No	0.0625	NP (selected)
Barium (mg/L)	BGWC-51	0.061	0.0081	2	No	6	0.02286	0	No	0.0155	NP (selected)
Barium (mg/L)	BGWC-52	0.095	0.021	2	No	6	0.03012	0	No	0.0155	NP (selected)
Barium (mg/L)	BGWC-7	0.0394	0.03	2	No	22	0.005493	0	No	0.01	NP (selected)
Barium (mg/L)	BGWC-8	0.0305	0.027	2	No	22	0.00561	0	No	0.01	NP (selected)
Barium (mg/L)	BGWC-9	0.034	0.026	2	No	21	0.003848	0	No	0.01	NP (selected)
Beryllium (mg/L)	BGWC-12	0.0005	0.000076	0.004	No	20	0.0001352	90	No	0.01	NP (NDs)
Beryllium (mg/L)	BGWC-16	0.0005	0.00012	0.004	No	20	0.000197	45	No	0.01	NP (selected)
Beryllium (mg/L)	BGWC-17	0.0005	0.000065	0.004	No	20	0.0001808	80	No	0.01	NP (NDs)
Beryllium (mg/L)	BGWC-18	0.0005	0.000076	0.004	No	20	0.0002086	65	No	0.01	NP (NDs)
Beryllium (mg/L)	BGWC-19	0.0005	0.00008	0.004	No	20	0.0002143	60	No	0.01	NP (NDs)
Beryllium (mg/L)	BGWC-22	0.0005	0.00011	0.004	No	20	0.000201	45	No	0.01	NP (selected)
Beryllium (mg/L)	BGWC-23	0.0005	0.000054	0.004	No	20	0.00009973	95	No	0.01	NP (NDs)
Beryllium (mg/L)	BGWC-24	0.0005	0.00017	0.004	No	21	0.0001744	61.9	No	0.01	NP (NDs)
Beryllium (mg/L)	BGWC-36D	0.0005	0.0005	0.004	No	10	0.000136	90	No	0.011	NP (NDs)
Beryllium (mg/L)	BGWC-38D	0.0005	0.000054	0.004	No	8	0.0002326	50	No	0.004	NP (selected)
Beryllium (mg/L)	BGWC-39	0.0005	0.000079	0.004	No	8	0.0001488	87.5	No	0.004	NP (NDs)
Beryllium (mg/L)	BGWC-51	0.0005	0.00007	0.004	No	6	0.0001626	16.67	No	0.0155	NP (selected)
Beryllium (mg/L)	BGWC-52	0.0005	0.000052	0.004	No	6	0.0001829	83.33	No	0.0155	NP (NDs)
Cadmium (mg/L)	BGWC-14A	0.0005	0.00016	0.005	No	13	0.0001599	38.46	No	0.01	NP (selected)
Cadmium (mg/L)	BGWC-16	0.0018	0.0012	0.005	No	22	0.0003599	0	No	0.01	NP (selected)
Cadmium (mg/L)	BGWC-17	0.0005	0.00015	0.005	No	22	0.0001739	40.91	No	0.01	NP (selected)
Cadmium (mg/L)	BGWC-18	0.0006	0.0003	0.005	No	22	0.0001792	50	No	0.01	NP (selected)
Cadmium (mg/L)	BGWC-19	0.0005	0.0002	0.005	No	22	0.00013	86.36	No	0.01	NP (NDs)
Cadmium (mg/L)	BGWC-20	0.0005	0.00008	0.005	No	22	0.00008954	95.45	No	0.01	NP (NDs)
Cadmium (mg/L)	BGWC-22	0.0005	0.00033	0.005	No	22	0.0001427	68.18	No	0.01	NP (NDs)
Cadmium (mg/L)	BGWC-23	0.0005	0.00019	0.005	No	22	0.00006609	95.45	No	0.01	NP (NDs)
Cadmium (mg/L)	BGWC-24	0.0063	0.0028	0.005	No	23	0.002459	0	No	0.01	NP (selected)
Cadmium (mg/L)	BGWC-30	0.0005	0.0003	0.005	No	22	0.0001357	54.55	No	0.01	NP (NDs)
Cadmium (mg/L)	BGWC-38D	0.00081	0.00032	0.005	No	8	0.0001344	75	No	0.004	NP (NDs)
Cadmium (mg/L)	BGWC-39	0.0005	0.00012	0.005	No	8	0.00017	37.5	No	0.004	NP (selected)
Cadmium (mg/L)	BGWC-43D	0.0015	0.00019	0.005	No	6	0.0005432	0	No	0.0155	NP (selected)
Cadmium (mg/L)	BGWC-51	0.0007	0.00031	0.005	No	6	0.0001289	33.33	No	0.0155	NP (selected)
Cadmium (mg/L)	BGWC-52	0.0005	0.00018	0.005	No	6	0.0001645	50	No	0.0155	NP (selected)
Chromium (mg/L)	BGWA-6	0.005	0.0044	0.1	No	18	0.0008288	88.89	No	0.01	NP (NDs)
Chromium (mg/L)	BGWC-10	0.005	0.0011	0.1	No	20	0.0008721	95	No	0.01	NP (NDs)
Chromium (mg/L)	BGWC-12	0.005	0.00079	0.1	No	20	0.00199	75	No	0.01	NP (NDs)
Chromium (mg/L)	BGWC-14A	0.026	0.005	0.1	No	13	0.005824	92.31	No	0.01	NP (NDs)
Chromium (mg/L)	BGWC-16	0.005	0.0019	0.1	No	20	0.001154	90	No	0.01	NP (NDs)
Chromium (mg/L)	BGWC-17	0.005	0.00044	0.1	No	20	0.001411	90	No	0.01	NP (NDs)
Chromium (mg/L)	BGWC-18	0.005	0.0011	0.1	No	20	0.001565	85	No	0.01	NP (NDs)
Chromium (mg/L)	BGWC-20	0.005	0.0011	0.1	No	20	0.001822	60	No	0.01	NP (NDs)

Confidence Intervals - All Results

Plant Bowen Client: Southern Company Data: Bowen AP-1 Printed 11/15/2022, 8:39 PM

Constituent	Well	Upper Lim.	Lower Lim.	Compliance	Sig.	N	Std. Dev.	%NDs	Transform	Alpha	Method
Chromium (mg/L)	BGWC-21	0.005	0.0025	0.1	No	19	0.001171	89.47	No	0.01	NP (NDs)
Chromium (mg/L)	BGWC-23	0.005	0.0033	0.1	No	20	0.00162	75	No	0.01	NP (NDs)
Chromium (mg/L)	BGWC-24	0.005	0.0009	0.1	No	21	0.001556	85.71	No	0.01	NP (NDs)
Chromium (mg/L)	BGWC-25	0.005	0.0021	0.1	No	20	0.0006485	95	No	0.01	NP (NDs)
Chromium (mg/L)	BGWC-30	0.005	0.00082	0.1	No	20	0.002035	35	No	0.01	NP (selected)
Chromium (mg/L)	BGWC-31	0.005	0.00064	0.1	No	10	0.00205	70	No	0.011	NP (NDs)
Chromium (mg/L)	BGWC-32	0.005	0.00062	0.1	No	10	0.002137	50	No	0.011	NP (selected)
Chromium (mg/L)	BGWC-35D	0.005	0.00072	0.1	No	10	0.002017	70	No	0.011	NP (NDs)
Chromium (mg/L)	BGWC-36D	0.005	0.00057	0.1	No	10	0.002232	60	No	0.011	NP (NDs)
Chromium (mg/L)	BGWC-37D	0.005	0.00068	0.1	No	8	0.002	75	No	0.004	NP (NDs)
Chromium (mg/L)	BGWC-38D	0.005	0.00042	0.1	No	8	0.001662	75	No	0.004	NP (NDs)
Chromium (mg/L)	BGWC-39	0.005	0.001	0.1	No	8	0.001414	87.5	No	0.004	NP (NDs)
Chromium (mg/L)	BGWC-40	0.005	0.00043	0.1	No	8	0.002209	37.5	No	0.004	NP (selected)
Chromium (mg/L)	BGWC-41D	0.005	0.00068	0.1	No	6	0.001764	83.33	No	0.0155	NP (NDs)
Chromium (mg/L)	BGWC-42D	0.005	0.00062	0.1	No	6	0.002143	66.67	No	0.0155	NP (NDs)
Chromium (mg/L)	BGWC-43D	0.005	0.0024	0.1	No	6	0.001061	83.33	No	0.0155	NP (NDs)
Chromium (mg/L)	BGWC-44D	0.005	0.00093	0.1	No	6	0.002099	66.67	No	0.0155	NP (NDs)
Chromium (mg/L)	BGWC-49D	0.005	0.00071	0.1	No	4	0.002145	75	No	0.0625	NP (NDs)
Chromium (mg/L)	BGWC-51	0.005	0.0006	0.1	No	6	0.001796	83.33	No	0.0155	NP (NDs)
Chromium (mg/L)	BGWC-52	0.005	0.00061	0.1	No	6	0.0021	66.67	No	0.0155	NP (NDs)
Chromium (mg/L)	BGWC-7	0.005	0.00095	0.1	No	20	0.001576	85	No	0.01	NP (NDs)
Chromium (mg/L)	BGWC-8	0.005	0.0011	0.1	No	20	0.01367	25	No	0.01	NP (selected)
Chromium (mg/L)	BGWC-9	0.005	0.002	0.1	No	19	0.0006882	94.74	No	0.01	NP (NDs)
Cobalt (mg/L)	BGWA-6	0.005	0.0005	0.006	No	19	0.002264	57.89	No	0.01	NP (NDs)
Cobalt (mg/L)	BGWC-10	0.005	0.00056	0.006	No	22	0.002171	68.18	No	0.01	NP (NDs)
Cobalt (mg/L)	BGWC-12	0.005	0.00048	0.006	No	22	0.002311	50	No	0.01	NP (selected)
Cobalt (mg/L)	BGWC-14A	0.005	0.001	0.006	No	13	0.001713	30.77	No	0.01	NP (selected)
Cobalt (mg/L)	BGWC-16	0.0092	0.0048	0.006	No	22	0.002456	4.545	No	0.01	NP (selected)
Cobalt (mg/L)	BGWC-17	0.005	0.00015	0.006	No	22	0.001034	95.45	No	0.01	NP (NDs)
Cobalt (mg/L)	BGWC-18	0.005	0.0009	0.006	No	22	0.001906	77.27	No	0.01	NP (NDs)
Cobalt (mg/L)	BGWC-19	0.005	0.000072	0.006	No	22	0.001051	95.45	No	0.01	NP (NDs)
Cobalt (mg/L)	BGWC-20	0.005	0.0008	0.006	No	22	0.001595	86.36	No	0.01	NP (NDs)
Cobalt (mg/L)	BGWC-21	0.005	0.00058	0.006	No	21	0.002137	42.86	No	0.01	NP (selected)
Cobalt (mg/L)	**BGWC-22**	**0.03**	**0.013**	**0.006**	**Yes**	**25**	**0.01011**	**0**	**No**	**0.01**	**NP (selected)**
Cobalt (mg/L)	BGWC-23	0.005	0.00058	0.006	No	24	0.002054	70.83	No	0.01	NP (NDs)
Cobalt (mg/L)	BGWC-24	0.0048	0.0032	0.006	No	25	0.001151	12	No	0.01	NP (selected)
Cobalt (mg/L)	BGWC-25	0.005	0.0006	0.006	No	22	0.001352	90.91	No	0.01	NP (NDs)
Cobalt (mg/L)	BGWC-30	0.005	0.0009	0.006	No	24	0.002079	58.33	No	0.01	NP (NDs)
Cobalt (mg/L)	BGWC-31	0.005	0.00036	0.006	No	11	0.002367	45.45	No	0.006	NP (selected)
Cobalt (mg/L)	BGWC-32	0.01	0.0014	0.006	No	13	0.003372	7.692	No	0.01	NP (selected)
Cobalt (mg/L)	BGWC-34D	0.005	0.00042	0.006	No	11	0.001743	18.18	No	0.006	NP (selected)
Cobalt (mg/L)	BGWC-35D	0.0038	0.00082	0.006	No	11	0.001371	9.091	No	0.006	NP (selected)
Cobalt (mg/L)	BGWC-36D	0.005	0.00049	0.006	No	11	0.002269	45.45	No	0.006	NP (selected)
Cobalt (mg/L)	BGWC-37D	0.005	0.00056	0.006	No	8	0.001443	12.5	No	0.004	NP (selected)
Cobalt (mg/L)	BGWC-38D	0.014	0.0014	0.006	No	9	0.003997	0	No	0.002	NP (selected)
Cobalt (mg/L)	BGWC-39	0.005	0.00047	0.006	No	9	0.001941	66.67	No	0.002	NP (NDs)
Cobalt (mg/L)	BGWC-40	0.00061	0.00042	0.006	No	8	0.00006908	0	No	0.004	NP (selected)
Cobalt (mg/L)	BGWC-41D	0.005	0.0004	0.006	No	6	0.002311	33.33	No	0.0155	NP (selected)
Cobalt (mg/L)	BGWC-43D	0.0057	0.002	0.006	No	7	0.001502	0	No	0.008	NP (selected)
Cobalt (mg/L)	BGWC-49D	0.001	0.00065	0.006	No	4	0.0001476	0	No	0.0625	NP (selected)
Cobalt (mg/L)	BGWC-50D	0.0016	0.00072	0.006	No	4	0.0004205	0	No	0.0625	NP (selected)
Cobalt (mg/L)	BGWC-52	0.0048	0.00044	0.006	No	6	0.001696	0	No	0.0155	NP (selected)
Cobalt (mg/L)	BGWC-7	0.00091	0.00068	0.006	No	22	0.001681	18.18	No	0.01	NP (selected)
Cobalt (mg/L)	BGWC-8	0.005	0.0012	0.006	No	22	0.001818	81.82	No	0.01	NP (NDs)
Cobalt (mg/L)	BGWC-9	0.005	0.0006	0.006	No	21	0.001658	85.71	No	0.01	NP (NDs)
Combined Radium 226 + 228 (pCi/L)	BGWA-6	0.881	0.239	5	No	19	0.3493	0	No	0.01	NP (selected)
Combined Radium 226 + 228 (pCi/L)	BGWC-10	1.47	0.966	5	No	22	0.4758	0	No	0.01	NP (selected)
Combined Radium 226 + 228 (pCi/L)	BGWC-12	0.818	0.316	5	No	22	0.3693	0	No	0.01	NP (selected)
Combined Radium 226 + 228 (pCi/L)	BGWC-14A	1.71	0.355	5	No	13	0.502	0	No	0.01	NP (selected)
Combined Radium 226 + 228 (pCi/L)	BGWC-16	1.34	0.522	5	No	22	0.4585	0	No	0.01	NP (selected)
Combined Radium 226 + 228 (pCi/L)	BGWC-17	0.742	0.471	5	No	22	0.3515	0	No	0.01	NP (selected)
Combined Radium 226 + 228 (pCi/L)	BGWC-18	0.989	0.547	5	No	22	0.4851	0	No	0.01	NP (selected)
Combined Radium 226 + 228 (pCi/L)	BGWC-19	1.16	0.625	5	No	22	0.4228	0	No	0.01	NP (selected)
Combined Radium 226 + 228 (pCi/L)	BGWC-20	1.49	0.863	5	No	22	0.4728	0	No	0.01	NP (selected)
Combined Radium 226 + 228 (pCi/L)	BGWC-21	1	0.44	5	No	21	0.3138	0	No	0.01	NP (selected)
Combined Radium 226 + 228 (pCi/L)	BGWC-22	2.83	1.76	5	No	22	0.8172	0	No	0.01	NP (selected)
Combined Radium 226 + 228 (pCi/L)	BGWC-23	2.24	0.983	5	No	22	0.6938	0	No	0.01	NP (selected)
Combined Radium 226 + 228 (pCi/L)	BGWC-24	3.37	2.13	5	No	22	2.64	0	No	0.01	NP (selected)

Confidence Intervals - All Results

Plant Bowen Client: Southern Company Data: Bowen AP-1 Printed 11/15/2022, 8:39 PM

Constituent	Well	Upper Lim.	Lower Lim.	Compliance	Sig.	N	Std. Dev.	%NDs	Transform	Alpha	Method
Combined Radium 226 + 228 (pCi/L)	BGWC-25	1.03	0.456	5	No	22	0.3869	0	No	0.01	NP (selected)
Combined Radium 226 + 228 (pCi/L)	BGWC-30	2.47	0.86	5	No	21	0.878	0	No	0.01	NP (selected)
Combined Radium 226 + 228 (pCi/L)	BGWC-31	1.82	0.96	5	No	11	0.4763	0	No	0.006	NP (selected)
Combined Radium 226 + 228 (pCi/L)	BGWC-32	2.36	1.16	5	No	11	0.5753	0	No	0.006	NP (selected)
Combined Radium 226 + 228 (pCi/L)	BGWC-34D	2.74	1.35	5	No	11	0.7197	0	No	0.006	NP (selected)
Combined Radium 226 + 228 (pCi/L)	BGWC-35D	3.09	1.88	5	No	11	0.7013	0	No	0.006	NP (selected)
Combined Radium 226 + 228 (pCi/L)	BGWC-36D	2.75	1.24	5	No	11	0.6253	0	No	0.006	NP (selected)
Combined Radium 226 + 228 (pCi/L)	BGWC-37D	3.29	1.73	5	No	8	0.4953	0	No	0.004	NP (selected)
Combined Radium 226 + 228 (pCi/L)	BGWC-38D	5.91	3.34	5	No	8	1.112	0	No	0.004	NP (selected)
Combined Radium 226 + 228 (pCi/L)	BGWC-39	1.71	0.251	5	No	8	0.5313	0	No	0.004	NP (selected)
Combined Radium 226 + 228 (pCi/L)	BGWC-40	1.31	0.21	5	No	8	0.3314	0	No	0.004	NP (selected)
Combined Radium 226 + 228 (pCi/L)	BGWC-41D	1.91	0.765	5	No	6	0.4404	0	No	0.0155	NP (selected)
Combined Radium 226 + 228 (pCi/L)	BGWC-42D	1.38	0.461	5	No	6	0.3791	0	No	0.0155	NP (selected)
Combined Radium 226 + 228 (pCi/L)	BGWC-43D	1.93	0.96	5	No	6	0.371	0	No	0.0155	NP (selected)
Combined Radium 226 + 228 (pCi/L)	BGWC-44D	1.52	0.517	5	No	6	0.3647	0	No	0.0155	NP (selected)
Combined Radium 226 + 228 (pCi/L)	BGWC-49D	3.66	2.36	5	No	4	0.6277	0	No	0.0625	NP (selected)
Combined Radium 226 + 228 (pCi/L)	BGWC-50D	1.4	0.99	5	No	4	0.2002	0	No	0.0625	NP (selected)
Combined Radium 226 + 228 (pCi/L)	BGWC-51	0.852	0.444	5	No	6	0.1443	0	No	0.0155	NP (selected)
Combined Radium 226 + 228 (pCi/L)	BGWC-52	1.66	0.224	5	No	6	0.5685	0	No	0.0155	NP (selected)
Combined Radium 226 + 228 (pCi/L)	BGWC-7	1.64	1.1	5	No	22	0.4198	0	No	0.01	NP (selected)
Combined Radium 226 + 228 (pCi/L)	BGWC-8	0.813	0.303	5	No	22	0.3797	0	No	0.01	NP (selected)
Combined Radium 226 + 228 (pCi/L)	BGWC-9	0.921	0.458	5	No	21	0.5265	0	No	0.01	NP (selected)
Fluoride (mg/L)	BGWA-6	0.1	0.06	4	No	20	0.02728	65	No	0.01	NP (NDs)
Fluoride (mg/L)	BGWC-10	0.12	0.075	4	No	23	0.06845	39.13	No	0.01	NP (selected)
Fluoride (mg/L)	BGWC-12	0.12	0.08	4	No	23	0.06177	43.48	No	0.01	NP (selected)
Fluoride (mg/L)	BGWC-14A	0.1	0.055	4	No	13	0.01993	61.54	No	0.01	NP (NDs)
Fluoride (mg/L)	BGWC-16	0.14	0.061	4	No	23	0.1123	26.09	No	0.01	NP (selected)
Fluoride (mg/L)	BGWC-17	0.19	0.1	4	No	23	0.1399	4.348	No	0.01	NP (selected)
Fluoride (mg/L)	BGWC-18	0.14	0.08	4	No	23	0.09818	34.78	No	0.01	NP (selected)
Fluoride (mg/L)	BGWC-19	0.11	0.07	4	No	23	0.1113	34.78	No	0.01	NP (selected)
Fluoride (mg/L)	BGWC-20	0.13	0.062	4	No	23	0.1324	47.83	No	0.01	NP (selected)
Fluoride (mg/L)	BGWC-21	0.1	0.066	4	No	22	0.02606	54.55	No	0.01	NP (NDs)
Fluoride (mg/L)	BGWC-22	0.34	0.23	4	No	26	0.2814	0	No	0.01	NP (selected)
Fluoride (mg/L)	BGWC-23	0.1	0.068	4	No	25	0.2097	20	No	0.01	NP (selected)
Fluoride (mg/L)	BGWC-24	1.2	0.097	4	No	26	1.074	7.692	No	0.01	NP (selected)
Fluoride (mg/L)	BGWC-25	0.11	0.07	4	No	23	0.03071	47.83	No	0.01	NP (selected)
Fluoride (mg/L)	BGWC-30	0.32	0.075	4	No	25	0.2007	20	No	0.01	NP (selected)
Fluoride (mg/L)	BGWC-32	0.66	0.13	4	No	13	0.3569	0	No	0.01	NP (selected)
Fluoride (mg/L)	BGWC-34D	0.1	0.053	4	No	11	0.02301	81.82	No	0.006	NP (NDs)
Fluoride (mg/L)	BGWC-35D	0.26	0.13	4	No	11	0.2234	0	No	0.006	NP (selected)
Fluoride (mg/L)	BGWC-36D	0.26	0.1	4	No	11	0.1019	9.091	No	0.006	NP (selected)
Fluoride (mg/L)	BGWC-37D	0.57	0.16	4	No	8	0.1405	0	No	0.004	NP (selected)
Fluoride (mg/L)	BGWC-38D	0.73	0.32	4	No	9	0.1443	0	No	0.002	NP (selected)
Fluoride (mg/L)	BGWC-39	0.18	0.06	4	No	9	0.03988	11.11	No	0.002	NP (selected)
Fluoride (mg/L)	BGWC-40	0.13	0.06	4	No	9	0.02295	33.33	No	0.002	NP (selected)
Fluoride (mg/L)	BGWC-41D	0.11	0.07	4	No	7	0.01429	14.29	No	0.008	NP (selected)
Fluoride (mg/L)	BGWC-42D	0.72	0.34	4	No	8	0.1316	0	No	0.004	NP (selected)
Fluoride (mg/L)	BGWC-43D	1.2	0.78	4	No	9	0.1486	0	No	0.002	NP (selected)
Fluoride (mg/L)	BGWC-44D	0.16	0.088	4	No	7	0.02368	57.14	No	0.008	NP (NDs)
Fluoride (mg/L)	BGWC-49D	0.1	0.055	4	No	4	0.02124	50	No	0.0625	NP (selected)
Fluoride (mg/L)	BGWC-50D	0.12	0.078	4	No	4	0.01969	25	No	0.0625	NP (selected)
Fluoride (mg/L)	BGWC-51	0.17	0.084	4	No	6	0.03636	0	No	0.0155	NP (selected)
Fluoride (mg/L)	BGWC-52	0.14	0.073	4	No	6	0.02309	0	No	0.0155	NP (selected)
Fluoride (mg/L)	BGWC-7	0.19	0.11	4	No	23	0.05502	4.348	No	0.01	NP (selected)
Fluoride (mg/L)	BGWC-8	0.1	0.067	4	No	23	0.02994	60.87	No	0.01	NP (NDs)
Fluoride (mg/L)	BGWC-9	0.26	0.086	4	No	22	0.1443	0	No	0.01	NP (selected)
Lead (mg/L)	BGWA-6	0.001	0.00016	0.015	No	18	0.0003908	77.78	No	0.01	NP (NDs)
Lead (mg/L)	BGWC-10	0.001	0.00019	0.015	No	20	0.0002571	90	No	0.01	NP (NDs)
Lead (mg/L)	BGWC-12	0.001	0.00013	0.015	No	20	0.0004148	60	No	0.01	NP (NDs)
Lead (mg/L)	BGWC-14A	0.001	0.000062	0.015	No	13	0.0004444	69.23	No	0.01	NP (NDs)
Lead (mg/L)	BGWC-16	0.001	0.00014	0.015	No	20	0.0004221	60	No	0.01	NP (NDs)
Lead (mg/L)	BGWC-17	0.001	0.000079	0.015	No	20	0.0002059	95	No	0.01	NP (NDs)
Lead (mg/L)	BGWC-18	0.001	0.0001	0.015	No	20	0.000436	65	No	0.01	NP (NDs)
Lead (mg/L)	BGWC-19	0.001	0.0006	0.015	No	20	0.0002286	90	No	0.01	NP (NDs)
Lead (mg/L)	BGWC-20	0.001	0.0001	0.015	No	20	0.0002796	90	No	0.01	NP (NDs)
Lead (mg/L)	BGWC-21	0.001	0.000068	0.015	No	19	0.0004614	63.16	No	0.01	NP (NDs)
Lead (mg/L)	BGWC-22	0.001	0.00033	0.015	No	20	0.000386	75	No	0.01	NP (NDs)
Lead (mg/L)	BGWC-23	0.001	0.00031	0.015	No	20	0.0002401	90	No	0.01	NP (NDs)

Confidence Intervals - All Results

Plant Bowen Client: Southern Company Data: Bowen AP-1 Printed 11/15/2022, 8:39 PM

Constituent	Well	Upper Lim.	Lower Lim.	Compliance	Sig.	N	Std. Dev.	%NDs	Transform	Alpha	Method
Lead (mg/L)	BGWC-24	0.001	0.0001	0.015	No	21	0.0004057	71.43	No	0.01	NP (NDs)
Lead (mg/L)	BGWC-25	0.001	0.0002	0.015	No	20	0.0003977	60	No	0.01	NP (NDs)
Lead (mg/L)	BGWC-30	0.001	0.00016	0.015	No	20	0.0004255	50	No	0.01	NP (selected)
Lead (mg/L)	BGWC-31	0.001	0.00028	0.015	No	10	0.0003878	30	No	0.011	NP (selected)
Lead (mg/L)	BGWC-32	0.001	0.00011	0.015	No	10	0.0003834	80	No	0.011	NP (NDs)
Lead (mg/L)	BGWC-34D	0.001	0.001	0.015	No	10	0.0002992	90	No	0.011	NP (NDs)
Lead (mg/L)	BGWC-35D	0.001	0.00011	0.015	No	10	0.0004201	40	No	0.011	NP (selected)
Lead (mg/L)	BGWC-36D	0.001	0.00014	0.015	No	10	0.0003893	40	No	0.011	NP (selected)
Lead (mg/L)	BGWC-37D	0.001	0.000073	0.015	No	8	0.0004652	50	No	0.004	NP (selected)
Lead (mg/L)	BGWC-38D	0.001	0.00016	0.015	No	8	0.0004096	62.5	No	0.004	NP (NDs)
Lead (mg/L)	BGWC-39	0.001	0.0001	0.015	No	8	0.0003182	87.5	No	0.004	NP (NDs)
Lead (mg/L)	BGWC-40	0.001	0.00014	0.015	No	8	0.0004286	37.5	No	0.004	NP (selected)
Lead (mg/L)	BGWC-41D	0.001	0.000036	0.015	No	6	0.0003936	83.33	No	0.0155	NP (NDs)
Lead (mg/L)	BGWC-42D	0.001	0.000041	0.015	No	6	0.0004945	66.67	No	0.0155	NP (NDs)
Lead (mg/L)	BGWC-43D	0.001	0.00012	0.015	No	6	0.0003593	83.33	No	0.0155	NP (NDs)
Lead (mg/L)	BGWC-44D	0.001	0.00017	0.015	No	6	0.0003388	83.33	No	0.0155	NP (NDs)
Lead (mg/L)	BGWC-49D	0.001	0.000044	0.015	No	4	0.000478	75	No	0.0625	NP (NDs)
Lead (mg/L)	BGWC-50D	0.001	0.00014	0.015	No	4	0.00043	75	No	0.0625	NP (NDs)
Lead (mg/L)	BGWC-51	0.001	0.00015	0.015	No	6	0.0004516	50	No	0.0155	NP (selected)
Lead (mg/L)	BGWC-52	0.001	0.000054	0.015	No	6	0.0004999	50	No	0.0155	NP (selected)
Lead (mg/L)	BGWC-8	0.001	0.0003	0.015	No	20	0.0003414	80	No	0.01	NP (NDs)
Lead (mg/L)	BGWC-9	0.001	0.000082	0.015	No	19	0.0004506	52.63	No	0.01	NP (NDs)
Lithium (mg/L)	BGWA-6	0.03	0.00082	0.04	No	19	0.006694	94.74	No	0.01	NP (NDs)
Lithium (mg/L)	BGWC-10	0.03	0.00093	0.04	No	22	0.01361	31.82	No	0.01	NP (selected)
Lithium (mg/L)	BGWC-12	0.03	0.001	0.04	No	22	0.0148	50	No	0.01	NP (selected)
Lithium (mg/L)	BGWC-14A	0.03	0.00087	0.04	No	13	0.01508	53.85	No	0.01	NP (NDs)
Lithium (mg/L)	BGWC-16	0.03	0.00049	0.04	No	22	0.006292	95.45	No	0.01	NP (NDs)
Lithium (mg/L)	BGWC-17	0.03	0.00069	0.04	No	22	0.006249	95.45	No	0.01	NP (NDs)
Lithium (mg/L)	BGWC-20	0.0265	0.018	0.04	No	22	0.007705	0	No	0.01	NP (selected)
Lithium (mg/L)	BGWC-22	0.032	0.0126	0.04	No	22	0.009957	0	No	0.01	NP (selected)
Lithium (mg/L)	BGWC-23	0.031	0.0108	0.04	No	22	0.01101	0	No	0.01	NP (selected)
Lithium (mg/L)	BGWC-24	0.0082	0.0057	0.04	No	23	0.008078	13.04	No	0.01	NP (selected)
Lithium (mg/L)	BGWC-30	0.0177	0.0012	0.04	No	22	0.008986	4.545	No	0.01	NP (selected)
Lithium (mg/L)	BGWC-34D	0.03	0.00098	0.04	No	11	0.0118	81.82	No	0.006	NP (NDs)
Lithium (mg/L)	BGWC-35D	0.018	0.0092	0.04	No	11	0.004161	0	No	0.006	NP (selected)
Lithium (mg/L)	BGWC-36D	0.0044	0.0011	0.04	No	11	0.008474	9.091	No	0.006	NP (selected)
Lithium (mg/L)	BGWC-37D	0.044	0.0026	0.04	No	7	0.01484	0	No	0.008	NP (selected)
Lithium (mg/L)	BGWC-38D	0.02	0.0061	0.04	No	8	0.005235	0	No	0.004	NP (selected)
Lithium (mg/L)	BGWC-39	0.0066	0.0029	0.04	No	8	0.001201	0	No	0.004	NP (selected)
Lithium (mg/L)	BGWC-40	0.03	0.00079	0.04	No	7	0.01557	42.86	No	0.008	NP (selected)
Lithium (mg/L)	BGWC-41D	0.0024	0.00092	0.04	No	6	0.0004861	0	No	0.0155	NP (selected)
Lithium (mg/L)	BGWC-42D	0.03	0.0012	0.04	No	5	0.01271	20	No	0.031	NP (selected)
Lithium (mg/L)	BGWC-43D	0.031	0.023	0.04	No	6	0.002828	0	No	0.0155	NP (selected)
Lithium (mg/L)	BGWC-44D	0.0037	0.0016	0.04	No	6	0.000795	0	No	0.0155	NP (selected)
Lithium (mg/L)	BGWC-49D	0.01	0.0057	0.04	No	4	0.00178	0	No	0.0625	NP (selected)
Lithium (mg/L)	BGWC-51	0.03	0.0011	0.04	No	6	0.01451	33.33	No	0.0155	NP (selected)
Lithium (mg/L)	BGWC-52	0.0038	0.00088	0.04	No	6	0.001209	0	No	0.0155	NP (selected)
Lithium (mg/L)	BGWC-7	0.0093	0.0074	0.04	No	22	0.004745	4.545	No	0.01	NP (selected)
Lithium (mg/L)	BGWC-8	0.03	0.001	0.04	No	22	0.006183	95.45	No	0.01	NP (NDs)
Lithium (mg/L)	BGWC-9	0.03	0.0013	0.04	No	21	0.01382	33.33	No	0.01	NP (selected)
Mercury (mg/L)	BGWA-6	0.0002	0.000084	0.002	No	18	0.00002734	94.44	No	0.01	NP (NDs)
Mercury (mg/L)	BGWC-10	0.0002	0.0001	0.002	No	20	0.00003969	90	No	0.01	NP (NDs)
Mercury (mg/L)	BGWC-12	0.0002	0.0001	0.002	No	20	0.00003786	90	No	0.01	NP (NDs)
Mercury (mg/L)	BGWC-14A	0.0002	0.00016	0.002	No	13	0.00001109	92.31	No	0.01	NP (NDs)
Mercury (mg/L)	BGWC-16	0.0002	0.000098	0.002	No	20	0.00002281	90	No	0.01	NP (NDs)
Mercury (mg/L)	BGWC-17	0.00025	0.00016	0.002	No	20	0.0000673	20	No	0.01	NP (selected)
Mercury (mg/L)	BGWC-18	0.0002	0.000079	0.002	No	20	0.00002706	95	No	0.01	NP (NDs)
Mercury (mg/L)	BGWC-19	0.0002	0.00008	0.002	No	20	0.00004184	90	No	0.01	NP (NDs)
Mercury (mg/L)	BGWC-20	0.0002	0.000066	0.002	No	20	0.00002996	95	No	0.01	NP (NDs)
Mercury (mg/L)	BGWC-22	0.0002	0.000092	0.002	No	20	0.00004173	90	No	0.01	NP (NDs)
Mercury (mg/L)	BGWC-23	0.0002	0.00005	0.002	No	20	0.0000471	90	No	0.01	NP (NDs)
Mercury (mg/L)	BGWC-24	0.0013	0.00013	0.002	No	21	0.001482	19.05	No	0.01	NP (selected)
Mercury (mg/L)	BGWC-25	0.0002	0.000047	0.002	No	20	0.00003421	95	No	0.01	NP (NDs)
Mercury (mg/L)	BGWC-30	0.0002	0.00008	0.002	No	20	0.0000639	60	No	0.01	NP (NDs)
Mercury (mg/L)	BGWC-31	0.0002	0.0002	0.002	No	10	0.00001581	90	No	0.011	NP (NDs)
Mercury (mg/L)	BGWC-34D	0.0002	0.0002	0.002	No	10	0.00001897	90	No	0.011	NP (NDs)
Mercury (mg/L)	BGWC-35D	0.0002	0.0002	0.002	No	10	0.00001265	90	No	0.011	NP (NDs)
Mercury (mg/L)	BGWC-36D	0.0002	0.0002	0.002	No	10	0.000006325	90	No	0.011	NP (NDs)

Confidence Intervals - All Results

Plant Bowen Client: Southern Company Data: Bowen AP-1 Printed 11/15/2022, 8:39 PM

Constituent	Well	Upper Lim.	Lower Lim.	Compliance	Sig.	N	Std. Dev.	%NDs	Transform	Alpha	Method
Mercury (mg/L)	BGWC-38D	0.00028	0.0001	0.002	No	8	0.00005548	62.5	No	0.004	NP (NDs)
Mercury (mg/L)	BGWC-44D	0.0002	0.00017	0.002	No	6	0.00001225	83.33	No	0.0155	NP (NDs)
Mercury (mg/L)	BGWC-51	0.0046	0.0002	0.002	No	6	0.001738	16.67	No	0.0155	NP (selected)
Mercury (mg/L)	BGWC-52	0.0002	0.00019	0.002	No	6	0.000004082	83.33	No	0.0155	NP (NDs)
Mercury (mg/L)	BGWC-7	0.0002	0.000053	0.002	No	20	0.00003287	95	No	0.01	NP (NDs)
Mercury (mg/L)	BGWC-8	0.0002	0.00016	0.002	No	20	0.00002426	90	No	0.01	NP (NDs)
Mercury (mg/L)	BGWC-9	0.0002	0.00016	0.002	No	19	0.00002853	89.47	No	0.01	NP (NDs)
Molybdenum (mg/L)	BGWA-6	0.01	0.001	0.1	No	19	0.002957	89.47	No	0.01	NP (NDs)
Molybdenum (mg/L)	BGWC-10	0.0036	0.0032	0.1	No	22	0.0008172	0	No	0.01	NP (selected)
Molybdenum (mg/L)	BGWC-14A	0.01	0.0011	0.1	No	13	0.00373	23.08	No	0.01	NP (selected)
Molybdenum (mg/L)	BGWC-19	0.01	0.00023	0.1	No	22	0.002083	95.45	No	0.01	NP (NDs)
Molybdenum (mg/L)	BGWC-20	0.018	0.0127	0.1	No	22	0.005584	0	No	0.01	NP (selected)
Molybdenum (mg/L)	BGWC-21	0.005	0.0016	0.1	No	21	0.003424	23.81	No	0.01	NP (selected)
Molybdenum (mg/L)	BGWC-22	0.0662	0.04	0.1	No	25	0.01338	0	No	0.01	NP (selected)
Molybdenum (mg/L)	BGWC-23	0.013	0.011	0.1	No	24	0.001785	0	No	0.01	NP (selected)
Molybdenum (mg/L)	BGWC-24	0.01	0.0024	0.1	No	25	0.003993	48	No	0.01	NP (selected)
Molybdenum (mg/L)	BGWC-25	0.01	0.0029	0.1	No	22	0.003605	63.64	No	0.01	NP (NDs)
Molybdenum (mg/L)	BGWC-30	0.0163	0.0032	0.1	No	24	0.00711	0	No	0.01	NP (selected)
Molybdenum (mg/L)	BGWC-31	0.01	0.01	0.1	No	11	0.002916	90.91	No	0.006	NP (NDs)
Molybdenum (mg/L)	BGWC-32	0.0048	0.003	0.1	No	12	0.0005071	0	No	0.01	NP (selected)
Molybdenum (mg/L)	BGWC-34D	0.0021	0.0009	0.1	No	11	0.002706	9.091	No	0.006	NP (selected)
Molybdenum (mg/L)	BGWC-35D	0.039	0.024	0.1	No	12	0.005752	0	No	0.01	NP (selected)
Molybdenum (mg/L)	BGWC-36D	0.014	0.0058	0.1	No	12	0.003825	0	No	0.01	NP (selected)
Molybdenum (mg/L)	BGWC-37D	0.04	0.0082	0.1	No	9	0.00972	0	No	0.002	NP (selected)
Molybdenum (mg/L)	BGWC-38D	0.13	0.081	0.1	No	10	0.01878	0	No	0.011	NP (selected)
Molybdenum (mg/L)	BGWC-39	0.01	0.0026	0.1	No	8	0.002318	0	No	0.004	NP (selected)
Molybdenum (mg/L)	BGWC-40	0.01	0.00069	0.1	No	8	0.004612	62.5	No	0.004	NP (NDs)
Molybdenum (mg/L)	BGWC-41D	0.015	0.008	0.1	No	7	0.002425	14.29	No	0.008	NP (selected)
Molybdenum (mg/L)	BGWC-42D	0.021	0.0052	0.1	No	8	0.00671	0	No	0.004	NP (selected)
Molybdenum (mg/L)	**BGWC-43D**	**0.24**	**0.11**	**0.1**	**Yes**	**9**	**0.04157**	**0**	**No**	**0.002**	**NP (selected)**
Molybdenum (mg/L)	BGWC-44D	0.012	0.0011	0.1	No	7	0.003948	14.29	No	0.008	NP (selected)
Molybdenum (mg/L)	BGWC-49D	0.0067	0.0049	0.1	No	4	0.0008583	0	No	0.0625	NP (selected)
Molybdenum (mg/L)	BGWC-50D	0.0043	0.0021	0.1	No	4	0.0009106	0	No	0.0625	NP (selected)
Molybdenum (mg/L)	BGWC-51	0.01	0.0027	0.1	No	6	0.00298	83.33	No	0.0155	NP (NDs)
Molybdenum (mg/L)	BGWC-52	0.0053	0.0035	0.1	No	6	0.0006346	0	No	0.0155	NP (selected)
Molybdenum (mg/L)	BGWC-7	0.0117	0.0098	0.1	No	22	0.002555	0	No	0.01	NP (selected)
Molybdenum (mg/L)	BGWC-8	0.0052	0.0011	0.1	No	22	0.003786	27.27	No	0.01	NP (selected)
Molybdenum (mg/L)	BGWC-9	0.0033	0.0027	0.1	No	21	0.000551	0	No	0.01	NP (selected)
Selenium (mg/L)	BGWA-6	0.005	0.0032	0.05	No	18	0.001161	88.89	No	0.01	NP (NDs)
Selenium (mg/L)	BGWC-12	0.005	0.0004	0.05	No	20	0.001029	95	No	0.01	NP (NDs)
Selenium (mg/L)	BGWC-14A	0.005	0.0014	0.05	No	13	0.0009985	92.31	No	0.01	NP (NDs)
Selenium (mg/L)	BGWC-16	0.005	0.0018	0.05	No	20	0.001665	60	No	0.01	NP (NDs)
Selenium (mg/L)	BGWC-17	0.005	0.0022	0.05	No	20	0.001603	80	No	0.01	NP (NDs)
Selenium (mg/L)	BGWC-18	0.005	0.001	0.05	No	20	0.0008944	95	No	0.01	NP (NDs)
Selenium (mg/L)	BGWC-19	0.005	0.0013	0.05	No	20	0.001557	85	No	0.01	NP (NDs)
Selenium (mg/L)	BGWC-20	0.005	0.0037	0.05	No	20	0.0002907	95	No	0.01	NP (NDs)
Selenium (mg/L)	BGWC-21	0.005	0.001	0.05	No	19	0.001408	89.47	No	0.01	NP (NDs)
Selenium (mg/L)	BGWC-22	0.012	0.0026	0.05	No	20	0.001848	85	No	0.01	NP (NDs)
Selenium (mg/L)	BGWC-23	0.0176	0.002	0.05	No	20	0.00293	90	No	0.01	NP (NDs)
Selenium (mg/L)	BGWC-24	0.0065	0.0038	0.05	No	21	0.005848	14.29	No	0.01	NP (selected)
Selenium (mg/L)	BGWC-30	0.01	0.0048	0.05	No	20	0.003482	10	No	0.01	NP (selected)
Selenium (mg/L)	BGWC-31	0.005	0.005	0.05	No	10	0.001556	90	No	0.011	NP (NDs)
Selenium (mg/L)	BGWC-32	0.005	0.005	0.05	No	10	0.001534	90	No	0.011	NP (NDs)
Selenium (mg/L)	BGWC-34D	0.005	0.005	0.05	No	10	0.00155	90	No	0.011	NP (NDs)
Selenium (mg/L)	BGWC-36D	0.012	0.0033	0.05	No	10	0.00367	0	No	0.011	NP (selected)
Selenium (mg/L)	BGWC-38D	0.005	0.003	0.05	No	8	0.0007071	75	No	0.004	NP (NDs)
Selenium (mg/L)	BGWC-39	0.005	0.002	0.05	No	8	0.001389	75	No	0.004	NP (NDs)
Selenium (mg/L)	BGWC-40	0.0098	0.0018	0.05	No	8	0.002996	0	No	0.004	NP (selected)
Selenium (mg/L)	BGWC-41D	0.005	0.0016	0.05	No	6	0.001756	66.67	No	0.0155	NP (NDs)
Selenium (mg/L)	BGWC-42D	0.005	0.0022	0.05	No	6	0.001326	66.67	No	0.0155	NP (NDs)
Selenium (mg/L)	BGWC-43D	0.005	0.0028	0.05	No	6	0.0008981	83.33	No	0.0155	NP (NDs)
Selenium (mg/L)	BGWC-51	0.014	0.0036	0.05	No	6	0.004643	0	No	0.0155	NP (selected)
Selenium (mg/L)	BGWC-52	0.005	0.0016	0.05	No	6	0.001705	66.67	No	0.0155	NP (NDs)
Selenium (mg/L)	BGWC-8	0.005	0.00015	0.05	No	20	0.001509	90	No	0.01	NP (NDs)
Selenium (mg/L)	BGWC-9	0.005	0.0014	0.05	No	19	0.00198	57.89	No	0.01	NP (NDs)
Thallium (mg/L)	BGWA-6	0.001	0.000061	0.002	No	19	0.0004734	52.63	No	0.01	NP (NDs)
Thallium (mg/L)	BGWC-12	0.001	0.00009	0.002	No	22	0.0003962	77.27	No	0.01	NP (NDs)
Thallium (mg/L)	BGWC-14A	0.0005	0.00016	0.002	No	13	0.0001732	0	No	0.01	NP (selected)

Confidence Intervals - All Results

Plant Bowen Client: Southern Company Data: Bowen AP-1 Printed 11/15/2022, 8:39 PM

Constituent	Well	Upper Lim.	Lower Lim.	Compliance	Sig.	N	Std. Dev.	%NDs	Transform	Alpha	Method
Thallium (mg/L)	BGWC-16	0.00024	0.0002	0.002	No	22	0.00003347	0	No	0.01	NP (selected)
Thallium (mg/L)	BGWC-17	0.001	0.000085	0.002	No	22	0.0004575	54.55	No	0.01	NP (NDs)
Thallium (mg/L)	BGWC-18	0.001	0.000071	0.002	No	22	0.000328	86.36	No	0.01	NP (NDs)
Thallium (mg/L)	BGWC-19	0.001	0.000085	0.002	No	22	0.0004316	68.18	No	0.01	NP (NDs)
Thallium (mg/L)	BGWC-20	0.001	0.00025	0.002	No	22	0.0002282	90.91	No	0.01	NP (NDs)
Thallium (mg/L)	BGWC-22	0.00089	0.0006	0.002	No	22	0.0001855	0	No	0.01	NP (selected)
Thallium (mg/L)	BGWC-23	0.001	0.00039	0.002	No	22	0.0003552	68.18	No	0.01	NP (NDs)
Thallium (mg/L)	BGWC-24	0.00069	0.0004	0.002	No	23	0.0002217	13.04	No	0.01	NP (selected)
Thallium (mg/L)	BGWC-30	0.0008	0.00024	0.002	No	22	0.0003214	22.73	No	0.01	NP (selected)
Thallium (mg/L)	BGWC-32	0.001	0.00013	0.002	No	11	0.0003955	27.27	No	0.006	NP (selected)
Thallium (mg/L)	BGWC-34D	0.001	0.001	0.002	No	11	0.0002747	90.91	No	0.006	NP (NDs)
Thallium (mg/L)	BGWC-35D	0.001	0.00016	0.002	No	11	0.0004177	63.64	No	0.006	NP (NDs)
Thallium (mg/L)	BGWC-36D	0.00026	0.00013	0.002	No	11	0.00006885	0	No	0.006	NP (selected)
Thallium (mg/L)	BGWC-38D	0.0027	0.000056	0.002	No	8	0.0008227	50	No	0.004	NP (selected)
Thallium (mg/L)	BGWC-39	0.001	0.00013	0.002	No	8	0.0003731	25	No	0.004	NP (selected)
Thallium (mg/L)	BGWC-40	0.001	0.00014	0.002	No	8	0.0003041	87.5	No	0.004	NP (NDs)
Thallium (mg/L)	BGWC-43D	0.0034	0.0015	0.002	No	6	0.0007441	0	No	0.0155	NP (selected)
Thallium (mg/L)	BGWC-51	0.001	0.0002	0.002	No	6	0.000367	66.67	No	0.0155	NP (NDs)
Thallium (mg/L)	BGWC-52	0.001	0.00023	0.002	No	6	0.0003594	33.33	No	0.0155	NP (selected)
Thallium (mg/L)	BGWC-7	0.001	0.00023	0.002	No	22	0.0004139	63.64	No	0.01	NP (NDs)
Thallium (mg/L)	BGWC-9	0.001	0.00022	0.002	No	21	0.0003041	85.71	No	0.01	NP (NDs)

Appendix IV Trend Tests - Significant Results

Plant Bowen Client: Southern Company Data: Bowen AP-1 Printed 11/15/2022, 8:42 PM

Constituent	Well	Slope	Calc.	Critical	Sig.	N	%NDs	Normality	Xform	Alpha	Method
Cobalt (mg/L)	**BGWC-22**	**0.004271**	**236**	**111**	**Yes**	**25**	**0**	**n/a**	**n/a**	**0.01**	**NP**

Appendix IV Trend Tests - All Results

Plant Bowen Client: Southern Company Data: Bowen AP-1 Printed 11/15/2022, 8:42 PM

Constituent	Well	Slope	Calc.	Critical	Sig.	N	%NDs	Normality	Xform	Alpha	Method
Arsenic (mg/L)	BGWA-2 (bg)	0	42	92	No	22	50	n/a	n/a	0.01	NP
Arsenic (mg/L)	BGWA-29 (bg)	0	18	92	No	22	59.09	n/a	n/a	0.01	NP
Arsenic (mg/L)	BGWA-33 (bg)	0.0004148	10	30	No	10	20	n/a	n/a	0.01	NP
Arsenic (mg/L)	BGWA-47D (bg)	0	10	43	No	13	69.23	n/a	n/a	0.01	NP
Arsenic (mg/L)	BGWA-48D (bg)	0.0006897	22	43	No	13	38.46	n/a	n/a	0.01	NP
Arsenic (mg/L)	BGWC-34D	0	8	43	No	13	0	n/a	n/a	0.01	NP
Arsenic (mg/L)	BGWC-37D	-0.01054	-21	-21	No	8	0	n/a	n/a	0.01	NP
Cobalt (mg/L)	BGWA-2 (bg)	0	11	98	No	23	86.96	n/a	n/a	0.01	NP
Cobalt (mg/L)	BGWA-29 (bg)	0	0	92	No	22	100	n/a	n/a	0.01	NP
Cobalt (mg/L)	BGWA-33 (bg)	0	9	30	No	10	90	n/a	n/a	0.01	NP
Cobalt (mg/L)	BGWA-47D (bg)	0	10	43	No	13	92.31	n/a	n/a	0.01	NP
Cobalt (mg/L)	BGWA-48D (bg)	0	11	43	No	13	84.62	n/a	n/a	0.01	NP
Cobalt (mg/L)	**BGWC-22**	**0.004271**	**236**	**111**	**Yes**	**25**	**0**	**n/a**	**n/a**	**0.01**	**NP**
Molybdenum (mg/L)	BGWA-2 (bg)	0	22	98	No	23	47.83	n/a	n/a	0.01	NP
Molybdenum (mg/L)	BGWA-29 (bg)	0	-3	-92	No	22	95.45	n/a	n/a	0.01	NP
Molybdenum (mg/L)	BGWA-33 (bg)	-0.003088	-28	-34	No	11	0	n/a	n/a	0.01	NP
Molybdenum (mg/L)	BGWA-47D (bg)	0	12	43	No	13	92.31	n/a	n/a	0.01	NP
Molybdenum (mg/L)	BGWA-48D (bg)	-0.001741	-42	-43	No	13	0	n/a	n/a	0.01	NP
Molybdenum (mg/L)	BGWC-43D	0.02402	10	25	No	9	0	n/a	n/a	0.01	NP

FIGURE A.

Sanitas™ v.9.6.35 . UG
Hollow symbols indicate censored values.

Time Series

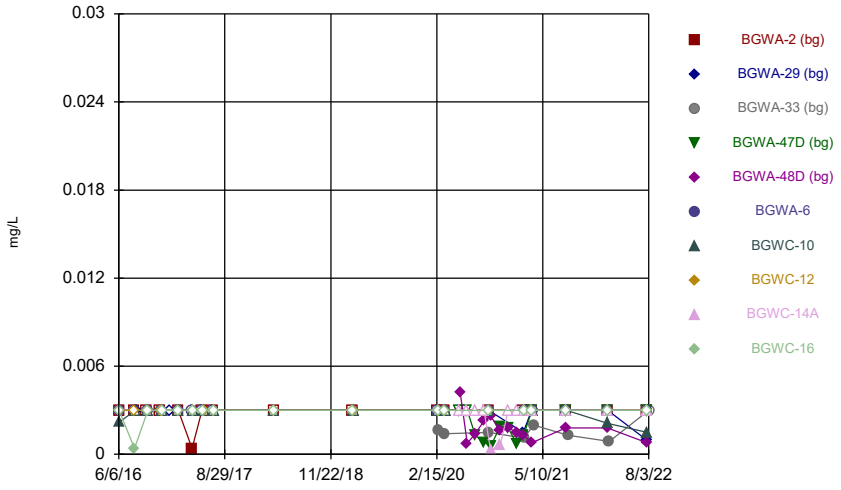

Constituent: Antimony Analysis Run 11/18/2022 2:49 AM View: Constituents View
Plant Bowen Client: Southern Company Data: Bowen AP-1

Sanitas™ v.9.6.35 . UG
Hollow symbols indicate censored values.

Time Series

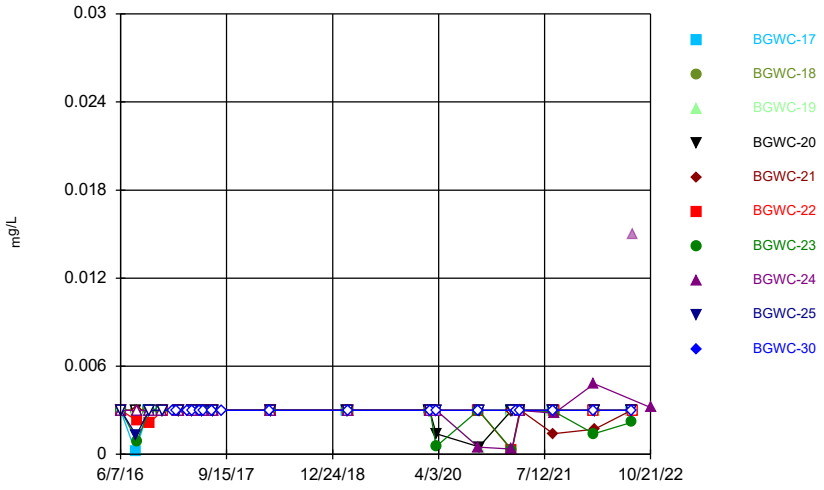

Constituent: Antimony Analysis Run 11/18/2022 2:49 AM View: Constituents View
Plant Bowen Client: Southern Company Data: Bowen AP-1

Sanitas™ v.9.6.35 . UG
Hollow symbols indicate censored values.

Time Series

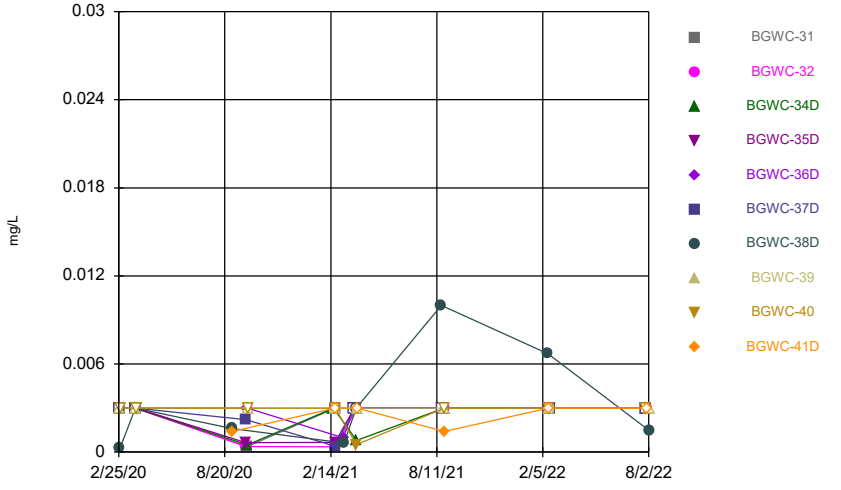

Constituent: Antimony Analysis Run 11/18/2022 2:49 AM View: Constituents View
Plant Bowen Client: Southern Company Data: Bowen AP-1

Sanitas™ v.9.6.35 . UG
Hollow symbols indicate censored values.

Time Series

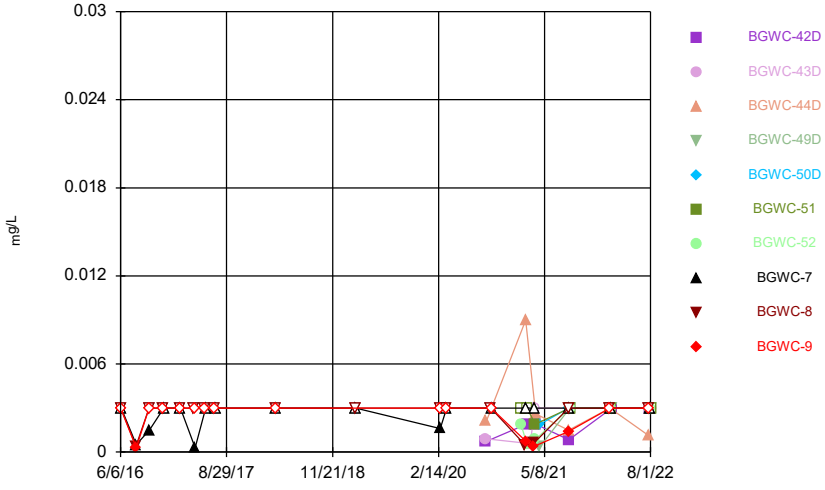

Constituent: Antimony Analysis Run 11/18/2022 2:49 AM View: Constituents View
Plant Bowen Client: Southern Company Data: Bowen AP-1

Sanitas™ v.9.6.35 . UG
Hollow symbols indicate censored values.

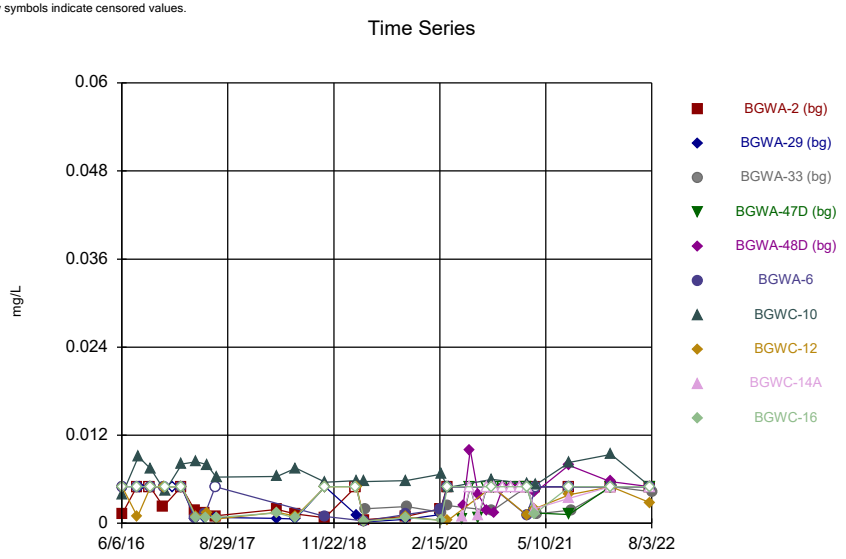

Constituent: Arsenic Analysis Run 11/18/2022 2:49 AM View: Constituents View
Plant Bowen Client: Southern Company Data: Bowen AP-1

Sanitas™ v.9.6.35 . UG
Hollow symbols indicate censored values.

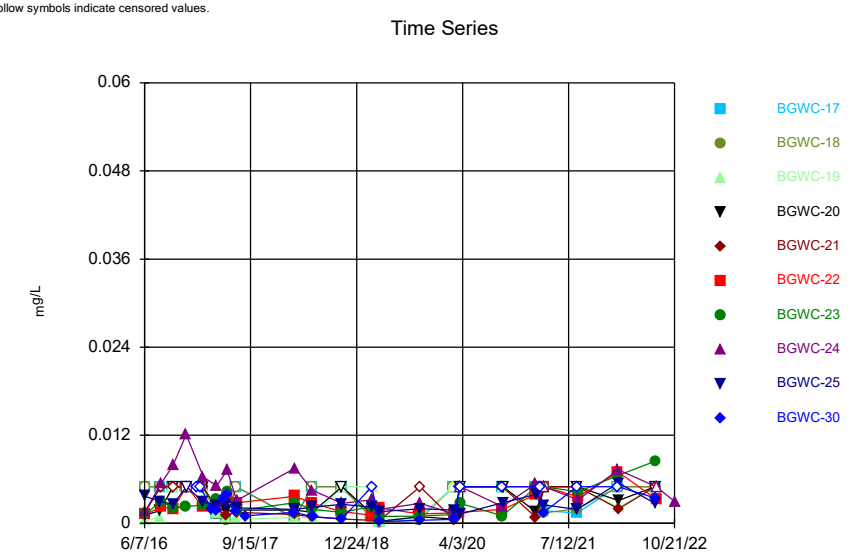

Constituent: Arsenic Analysis Run 11/18/2022 2:49 AM View: Constituents View
Plant Bowen Client: Southern Company Data: Bowen AP-1

Sanitas™ v.9.6.35 . UG
Hollow symbols indicate censored values.

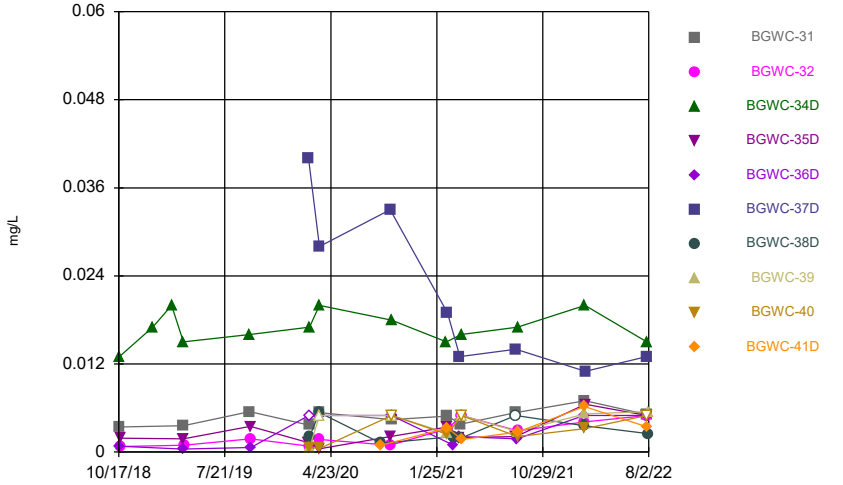

Constituent: Arsenic Analysis Run 11/18/2022 2:49 AM View: Constituents View
Plant Bowen Client: Southern Company Data: Bowen AP-1

Sanitas™ v.9.6.35 . UG
Hollow symbols indicate censored values.

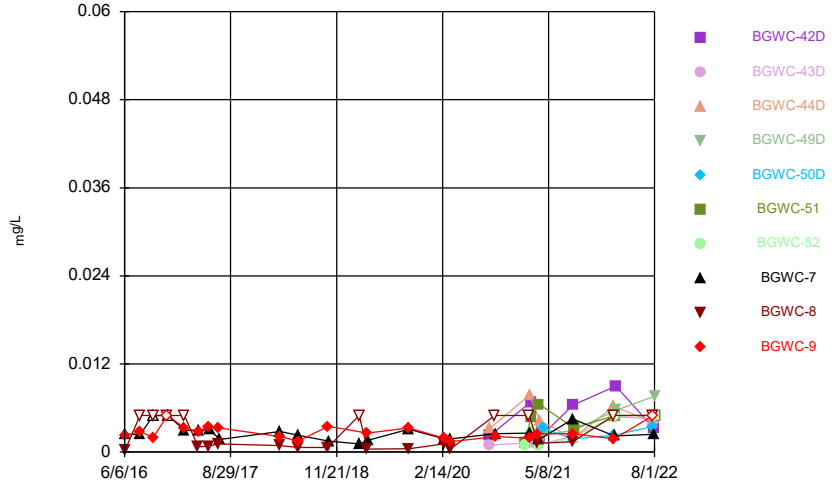

Constituent: Arsenic Analysis Run 11/18/2022 2:49 AM View: Constituents View
Plant Bowen Client: Southern Company Data: Bowen AP-1

Sanitas™ v.9.6.35 . UG

Time Series

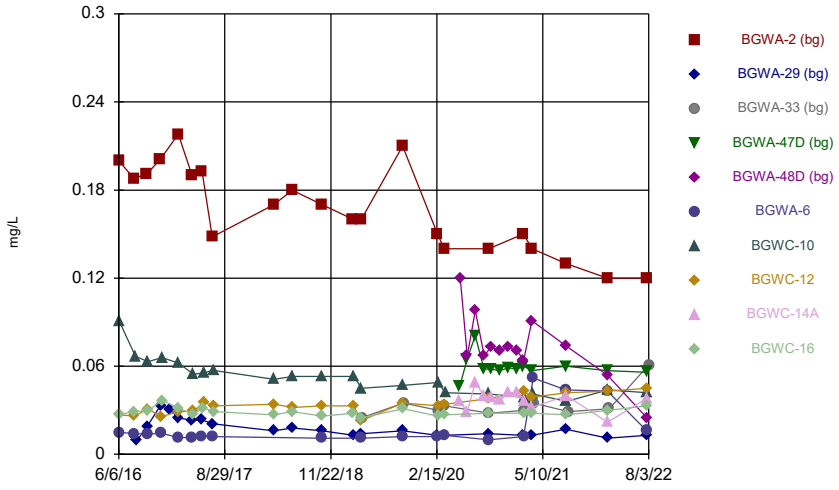

Constituent: Barium Analysis Run 11/18/2022 2:50 AM View: Constituents View

Plant Bowen Client: Southern Company Data: Bowen AP-1

Sanitas™ v.9.6.35 . UG

Time Series

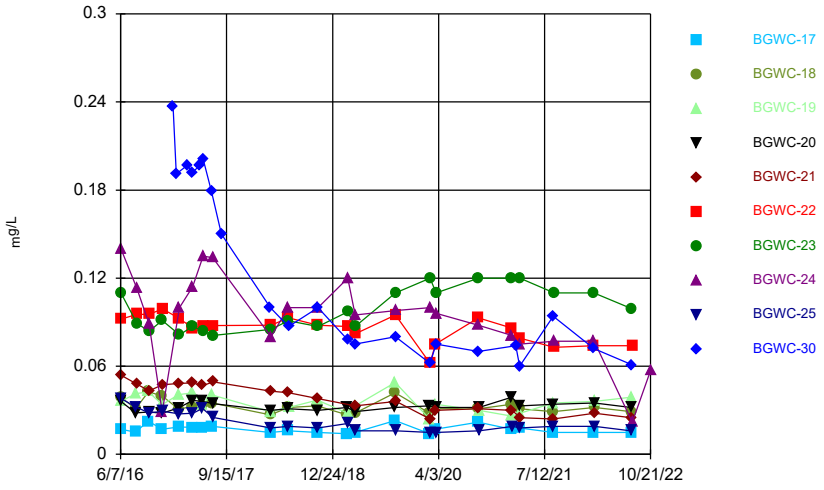

Constituent: Barium Analysis Run 11/18/2022 2:50 AM View: Constituents View

Plant Bowen Client: Southern Company Data: Bowen AP-1

Sanitas™ v.9.6.35 . UG

Time Series

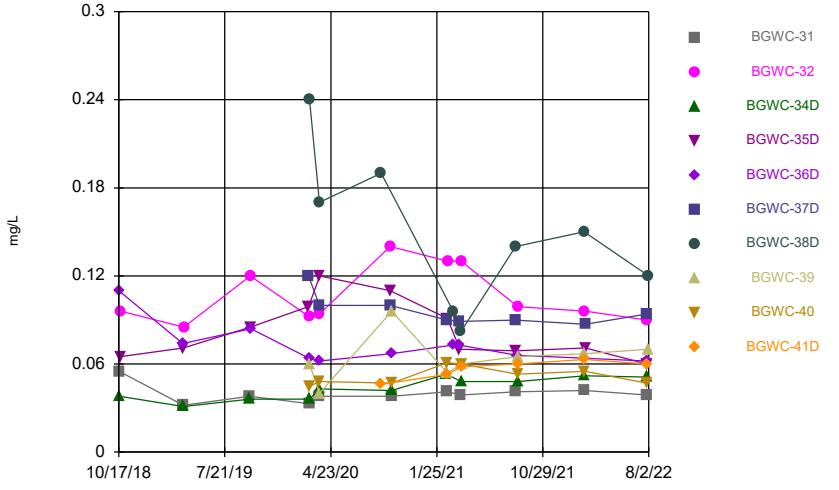

Constituent: Barium Analysis Run 11/18/2022 2:50 AM View: Constituents View

Plant Bowen Client: Southern Company Data: Bowen AP-1

Sanitas™ v.9.6.35 . UG

Time Series

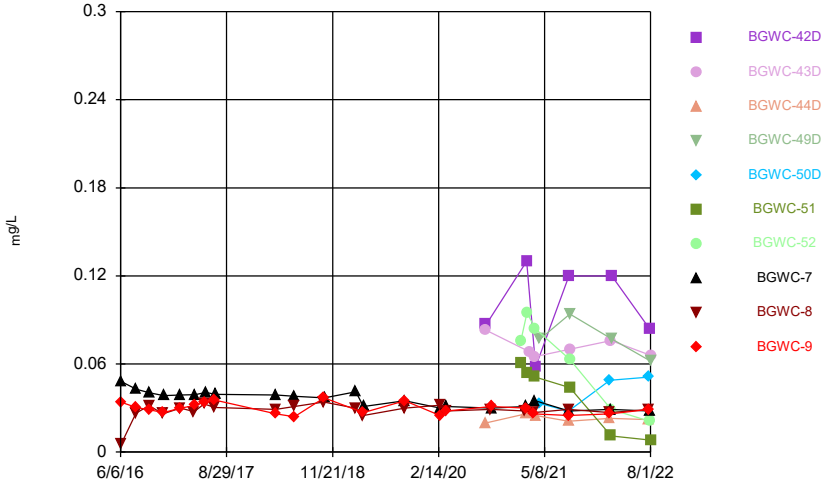

Constituent: Barium Analysis Run 11/18/2022 2:50 AM View: Constituents View

Plant Bowen Client: Southern Company Data: Bowen AP-1

Sanitas™ v.9.6.35 . UG
Hollow symbols indicate censored values.

Time Series

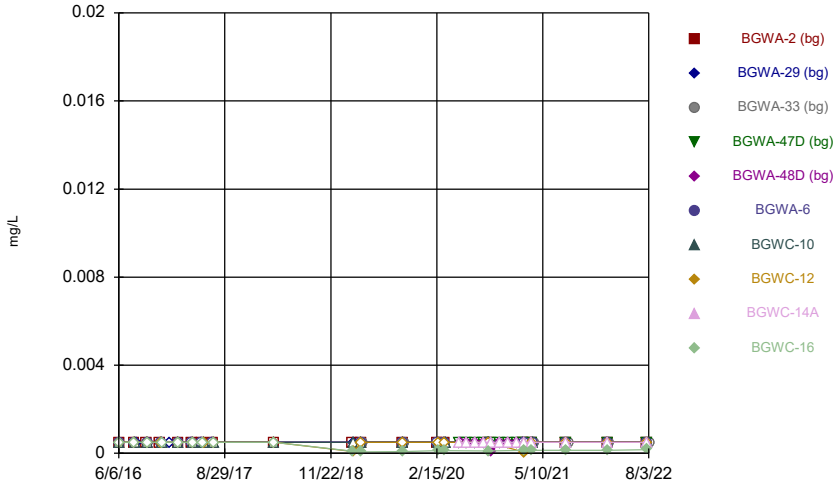

Constituent: Beryllium Analysis Run 11/18/2022 2:50 AM View: Constituents View
Plant Bowen Client: Southern Company Data: Bowen AP-1

Sanitas™ v.9.6.35 . UG
Hollow symbols indicate censored values.

Time Series

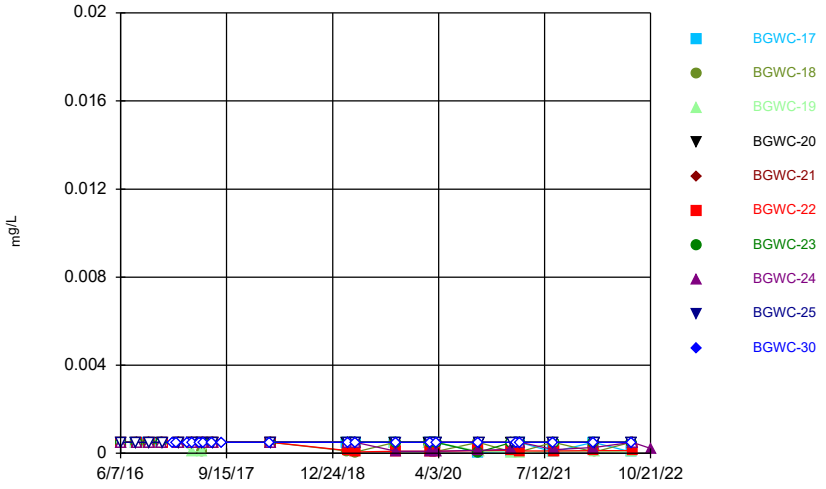

Constituent: Beryllium Analysis Run 11/18/2022 2:50 AM View: Constituents View
Plant Bowen Client: Southern Company Data: Bowen AP-1

Sanitas™ v.9.6.35 . UG
Hollow symbols indicate censored values.

Time Series

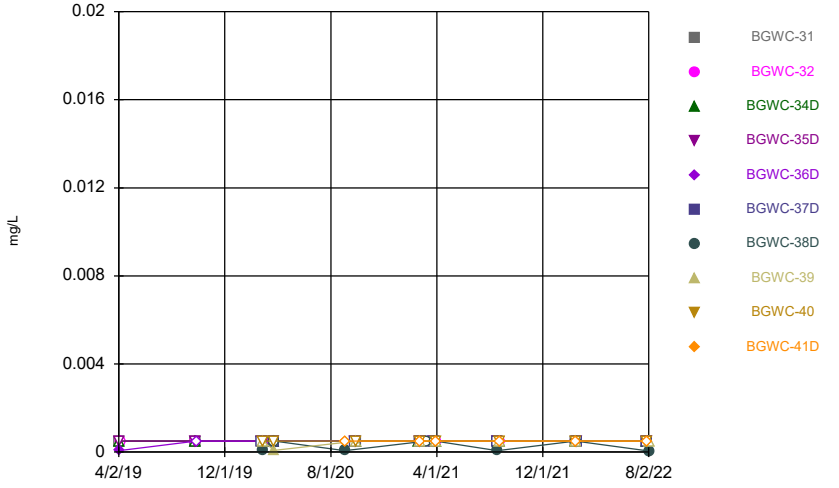

Constituent: Beryllium Analysis Run 11/18/2022 2:50 AM View: Constituents View
Plant Bowen Client: Southern Company Data: Bowen AP-1

Sanitas™ v.9.6.35 . UG
Hollow symbols indicate censored values.

Time Series

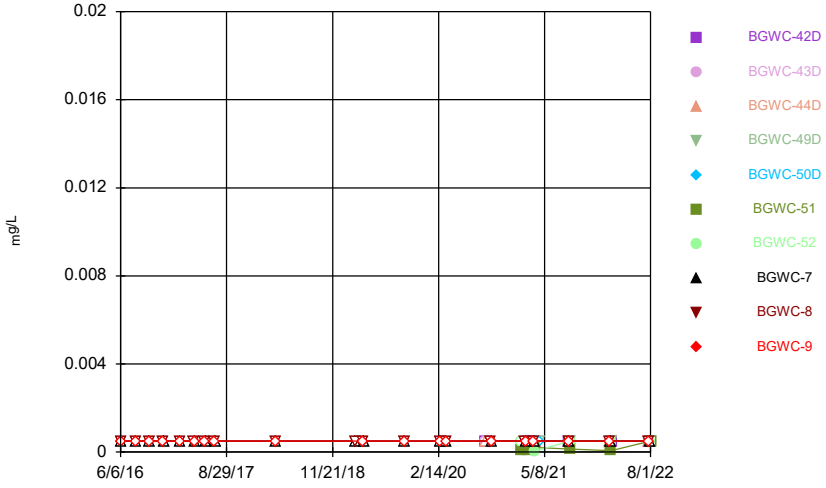

Constituent: Beryllium Analysis Run 11/18/2022 2:50 AM View: Constituents View
Plant Bowen Client: Southern Company Data: Bowen AP-1

Sanitas™ v.9.6.35 . UG
Hollow symbols indicate censored values.

Time Series

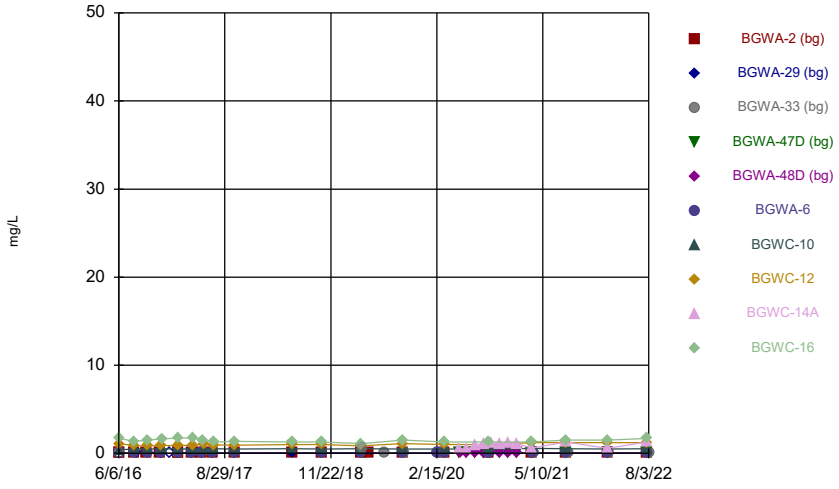

Constituent: Boron Analysis Run 11/18/2022 2:50 AM View: Constituents View
Plant Bowen Client: Southern Company Data: Bowen AP-1

Sanitas™ v.9.6.35 . UG

Time Series

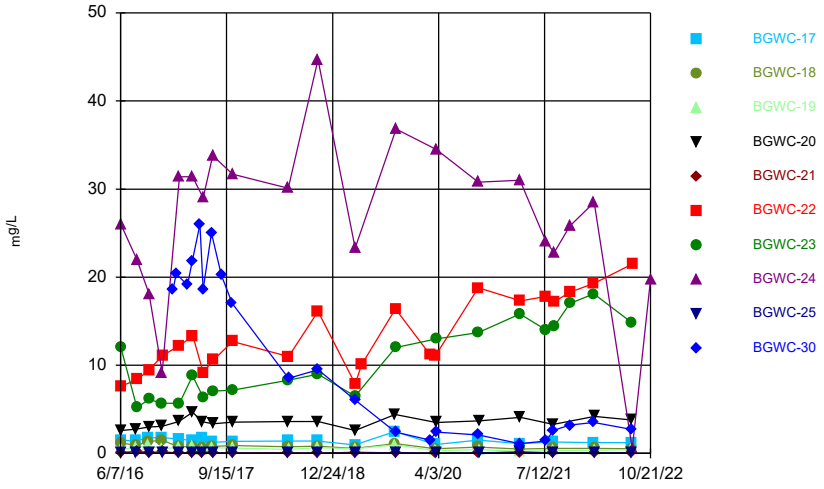

Constituent: Boron Analysis Run 11/18/2022 2:50 AM View: Constituents View
Plant Bowen Client: Southern Company Data: Bowen AP-1

Sanitas™ v.9.6.35 . UG

Time Series

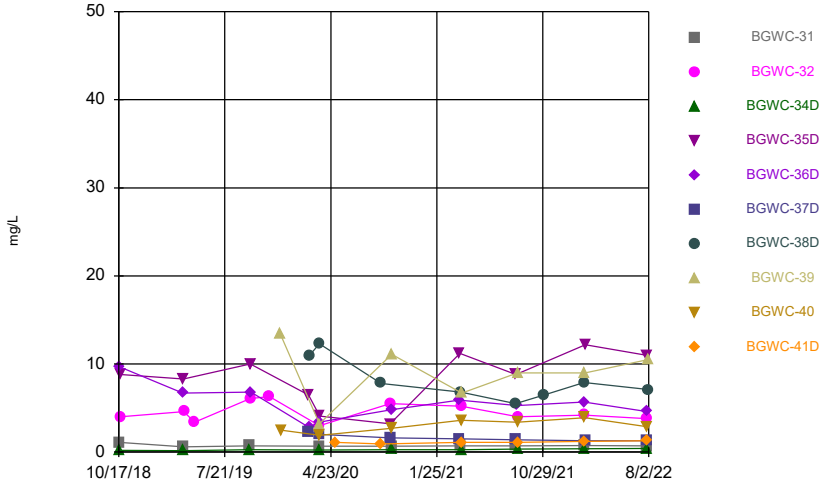

Constituent: Boron Analysis Run 11/18/2022 2:50 AM View: Constituents View
Plant Bowen Client: Southern Company Data: Bowen AP-1

Sanitas™ v.9.6.35 . UG

Time Series

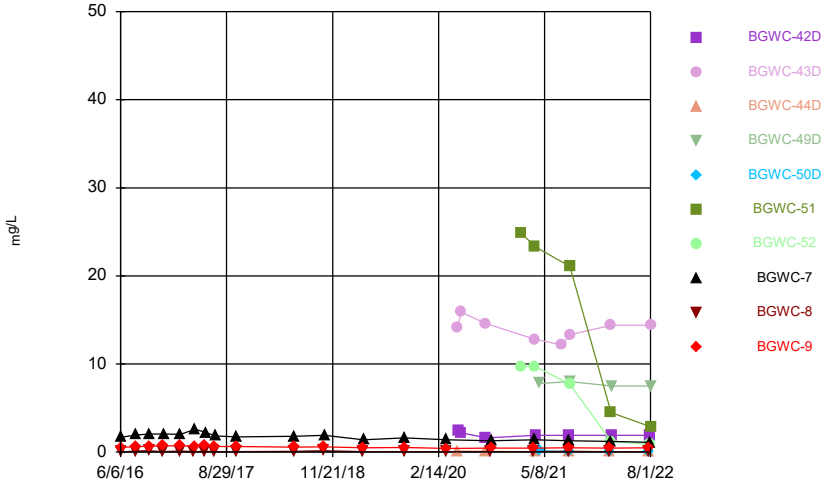

Constituent: Boron Analysis Run 11/18/2022 2:50 AM View: Constituents View
Plant Bowen Client: Southern Company Data: Bowen AP-1

Sanitas™ v.9.6.35 . UG
Hollow symbols indicate censored values.

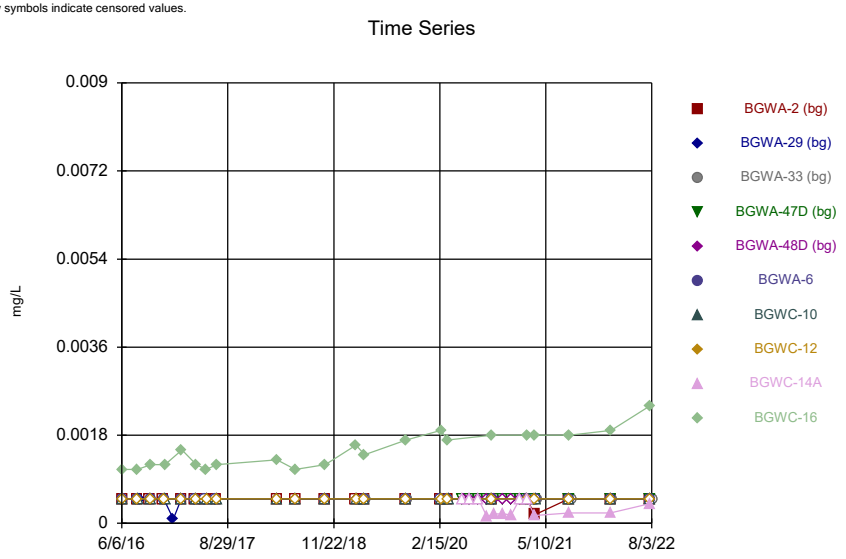

Constituent: Cadmium Analysis Run 11/18/2022 2:50 AM View: Constituents View
Plant Bowen Client: Southern Company Data: Bowen AP-1

Sanitas™ v.9.6.35 . UG
Hollow symbols indicate censored values.

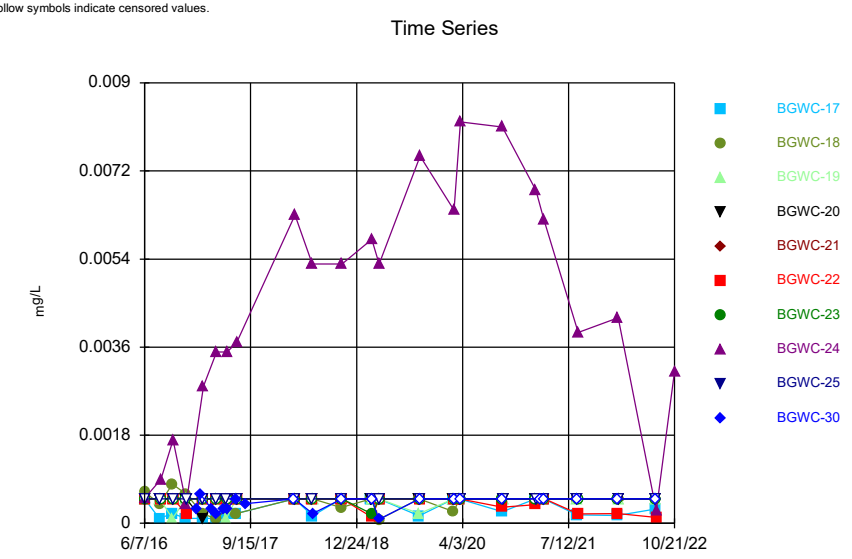

Constituent: Cadmium Analysis Run 11/18/2022 2:50 AM View: Constituents View
Plant Bowen Client: Southern Company Data: Bowen AP-1

Sanitas™ v.9.6.35 . UG
Hollow symbols indicate censored values.

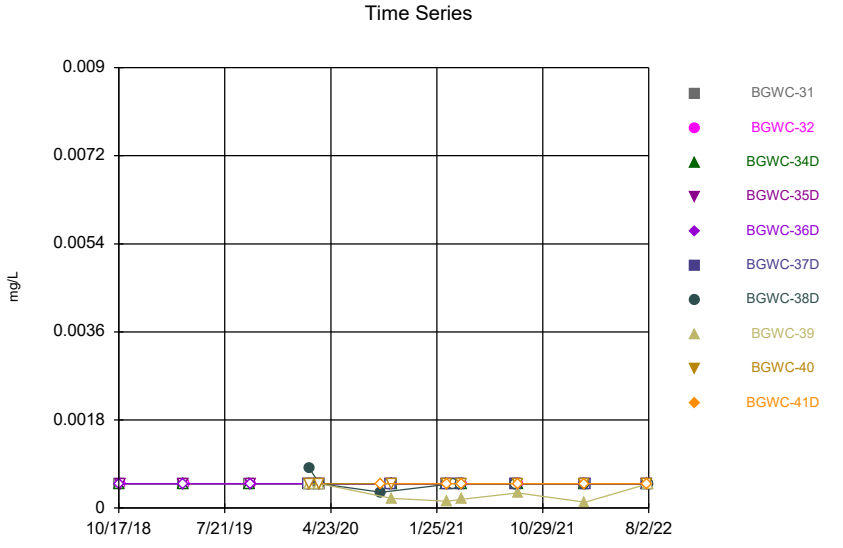

Constituent: Cadmium Analysis Run 11/18/2022 2:50 AM View: Constituents View
Plant Bowen Client: Southern Company Data: Bowen AP-1

Sanitas™ v.9.6.35 . UG
Hollow symbols indicate censored values.

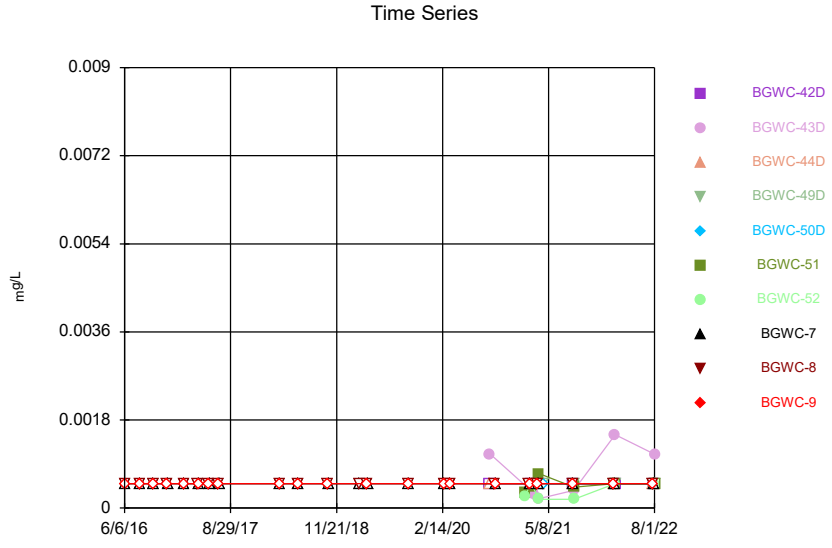

Constituent: Cadmium Analysis Run 11/18/2022 2:50 AM View: Constituents View
Plant Bowen Client: Southern Company Data: Bowen AP-1

Sanitas™ v.9.6.35 . UG

Time Series

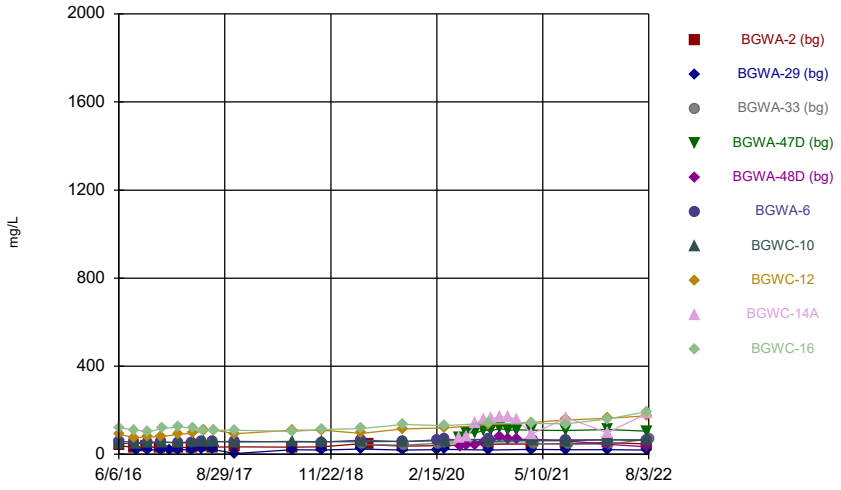

Constituent: Calcium Analysis Run 11/18/2022 2:50 AM View: Constituents View

Plant Bowen Client: Southern Company Data: Bowen AP-1

Sanitas™ v.9.6.35 . UG

Time Series

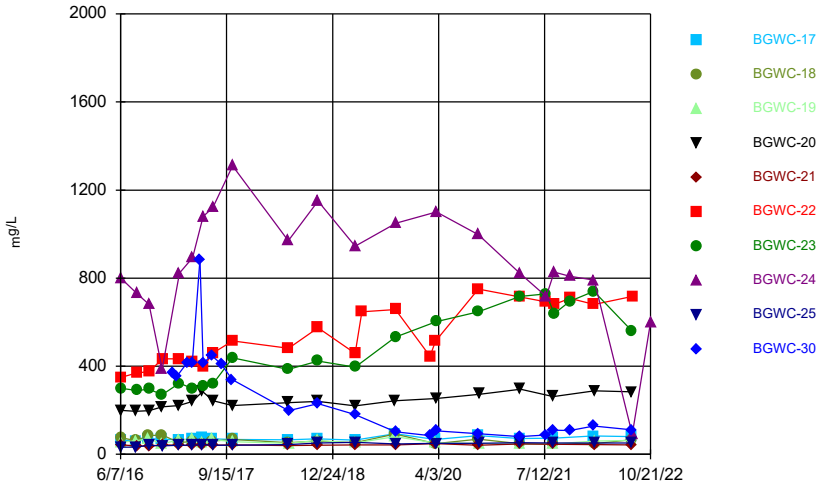

Constituent: Calcium Analysis Run 11/18/2022 2:50 AM View: Constituents View

Plant Bowen Client: Southern Company Data: Bowen AP-1

Sanitas™ v.9.6.35 . UG

Time Series

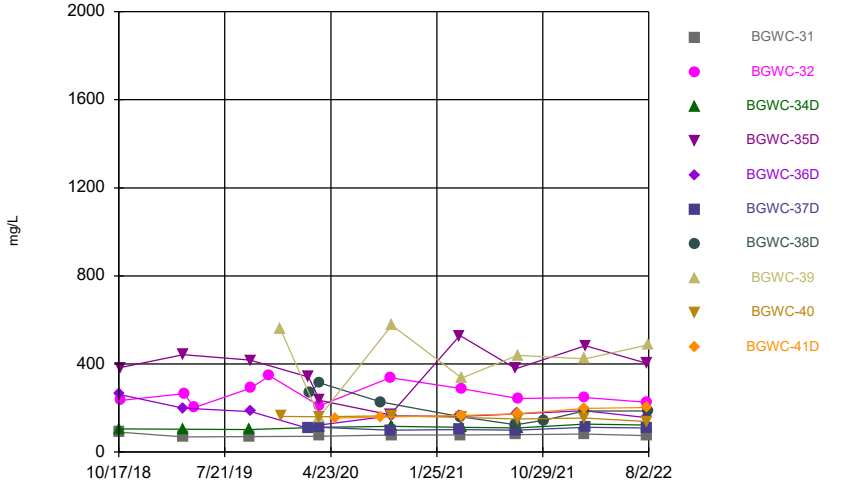

Constituent: Calcium Analysis Run 11/18/2022 2:50 AM View: Constituents View

Plant Bowen Client: Southern Company Data: Bowen AP-1

Sanitas™ v.9.6.35 . UG

Time Series

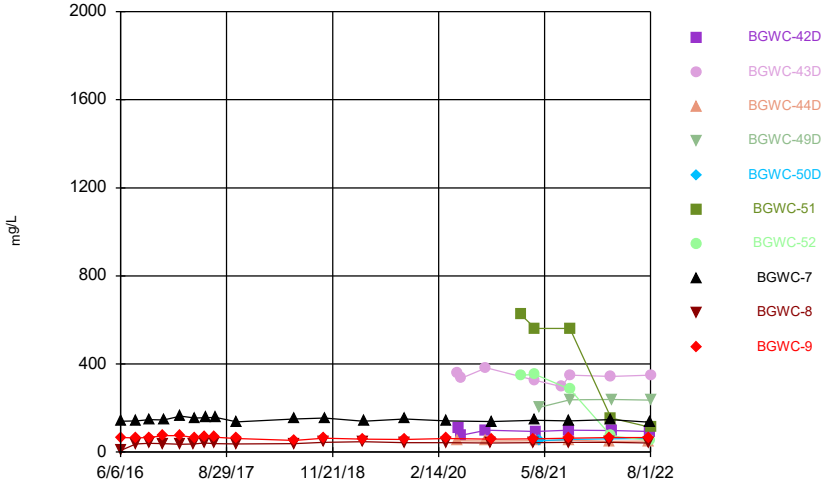

Constituent: Calcium Analysis Run 11/18/2022 2:50 AM View: Constituents View

Plant Bowen Client: Southern Company Data: Bowen AP-1

Sanitas™ v.9.6.35 . UG

Time Series

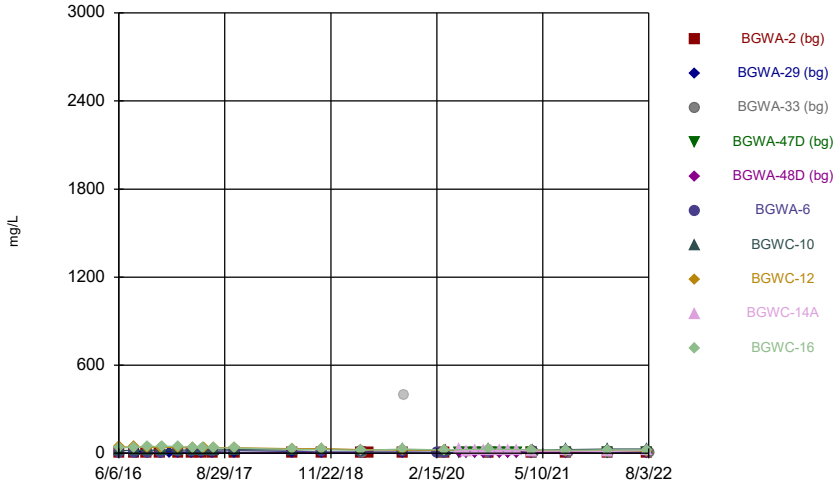

Constituent: Chloride Analysis Run 11/18/2022 2:50 AM View: Constituents View

Plant Bowen Client: Southern Company Data: Bowen AP-1

Sanitas™ v.9.6.35 . UG

Time Series

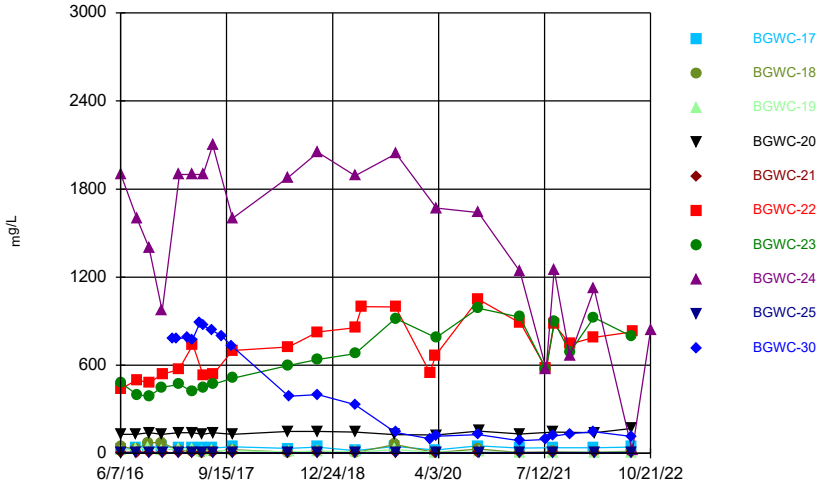

Constituent: Chloride Analysis Run 11/18/2022 2:50 AM View: Constituents View

Plant Bowen Client: Southern Company Data: Bowen AP-1

Sanitas™ v.9.6.35 . UG

Time Series

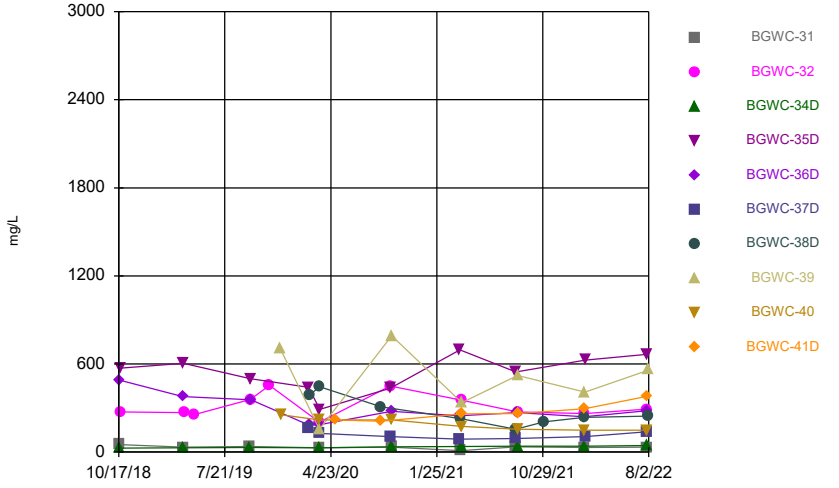

Constituent: Chloride Analysis Run 11/18/2022 2:50 AM View: Constituents View

Plant Bowen Client: Southern Company Data: Bowen AP-1

Sanitas™ v.9.6.35 . UG

Time Series

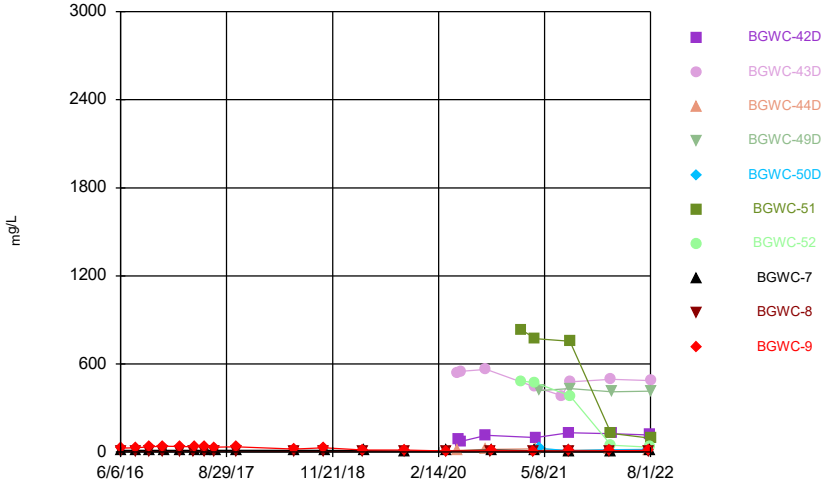

Constituent: Chloride Analysis Run 11/18/2022 2:50 AM View: Constituents View

Plant Bowen Client: Southern Company Data: Bowen AP-1

Sanitas™ v.9.6.35 . UG
Hollow symbols indicate censored values.

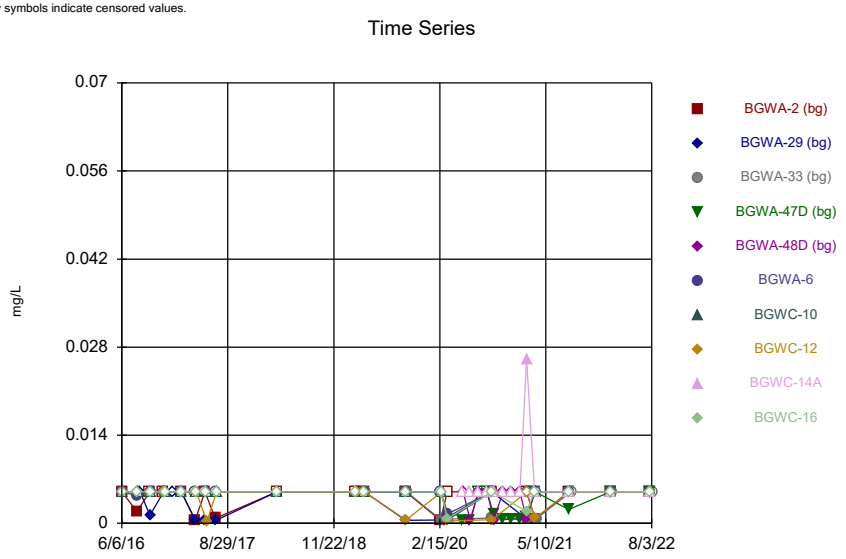

Constituent: Chromium Analysis Run 11/18/2022 2:50 AM View: Constituents View
Plant Bowen Client: Southern Company Data: Bowen AP-1

Sanitas™ v.9.6.35 . UG
Hollow symbols indicate censored values.

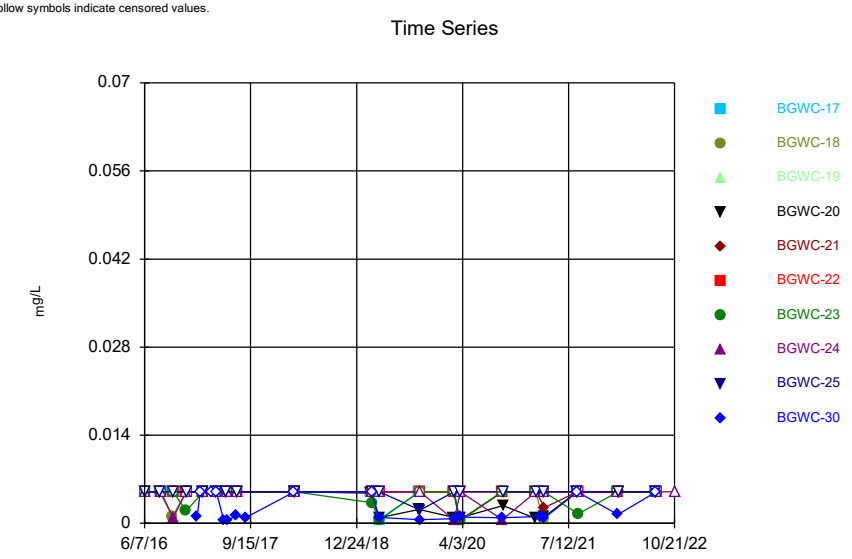

Constituent: Chromium Analysis Run 11/18/2022 2:50 AM View: Constituents View
Plant Bowen Client: Southern Company Data: Bowen AP-1

Sanitas™ v.9.6.35 . UG
Hollow symbols indicate censored values.

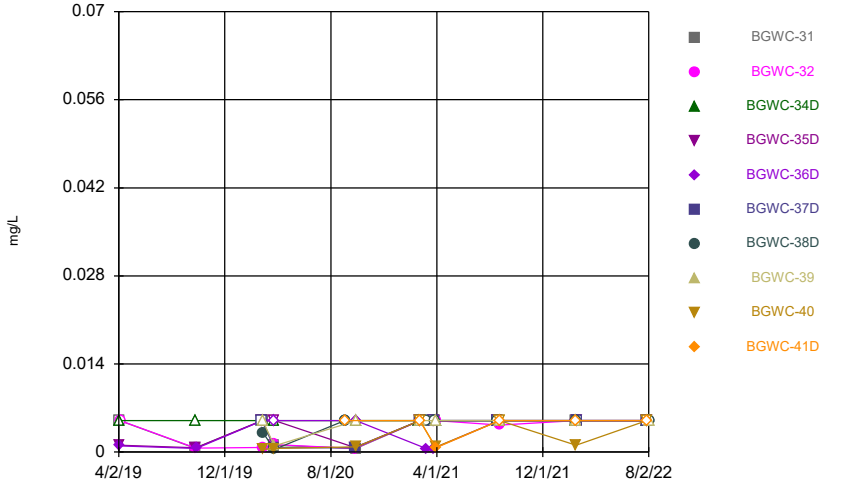

Constituent: Chromium Analysis Run 11/18/2022 2:50 AM View: Constituents View
Plant Bowen Client: Southern Company Data: Bowen AP-1

Sanitas™ v.9.6.35 . UG
Hollow symbols indicate censored values.

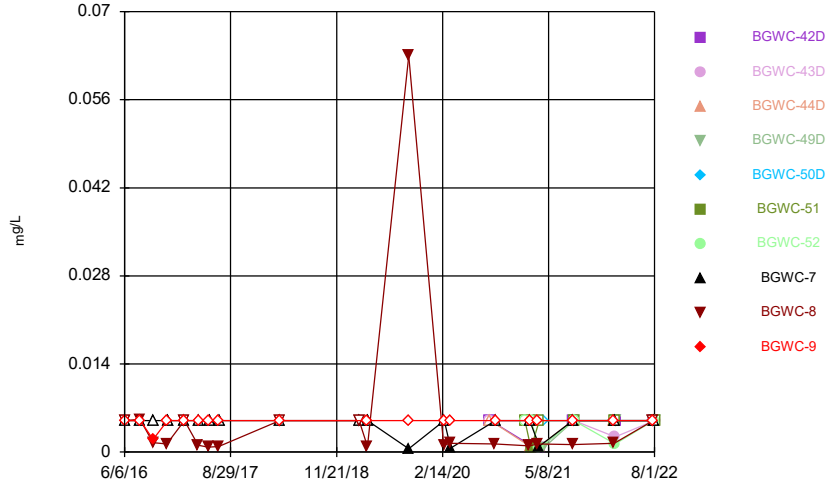

Constituent: Chromium Analysis Run 11/18/2022 2:50 AM View: Constituents View
Plant Bowen Client: Southern Company Data: Bowen AP-1

Sanitas™ v.9.6.35 . UG
Hollow symbols indicate censored values.

Time Series

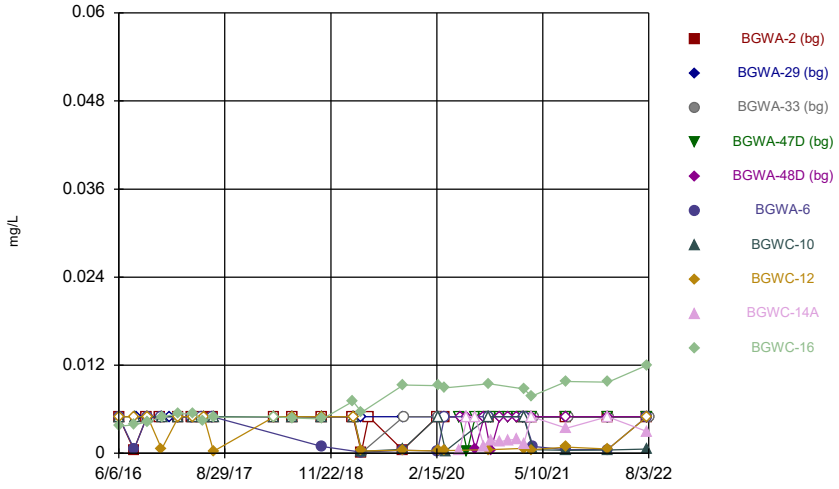

Constituent: Cobalt Analysis Run 11/18/2022 2:50 AM View: Constituents View
Plant Bowen Client: Southern Company Data: Bowen AP-1

Sanitas™ v.9.6.35 . UG
Hollow symbols indicate censored values.

Time Series

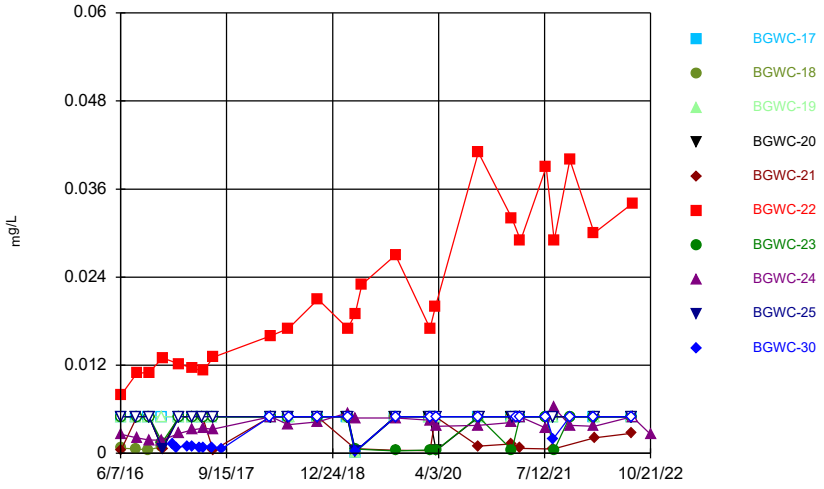

Constituent: Cobalt Analysis Run 11/18/2022 2:50 AM View: Constituents View
Plant Bowen Client: Southern Company Data: Bowen AP-1

Sanitas™ v.9.6.35 . UG
Hollow symbols indicate censored values.

Time Series

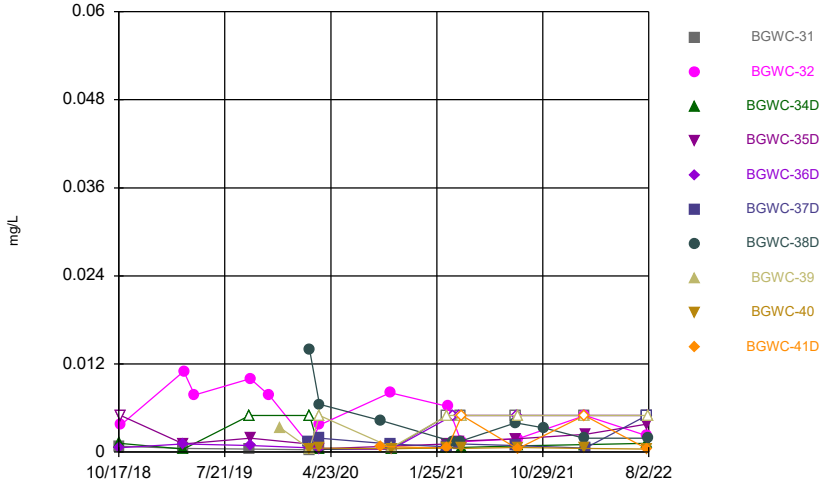

Constituent: Cobalt Analysis Run 11/18/2022 2:50 AM View: Constituents View
Plant Bowen Client: Southern Company Data: Bowen AP-1

Sanitas™ v.9.6.35 . UG
Hollow symbols indicate censored values.

Time Series

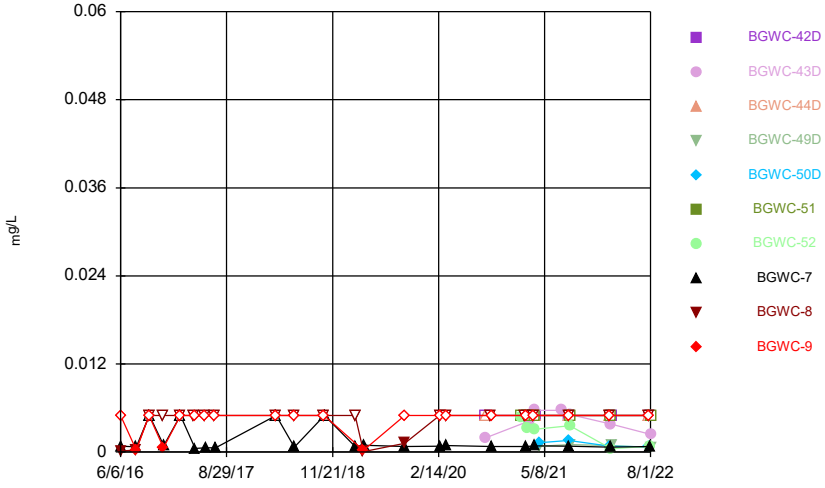

Constituent: Cobalt Analysis Run 11/18/2022 2:50 AM View: Constituents View
Plant Bowen Client: Southern Company Data: Bowen AP-1

Sanitas™ v.9.6.35 . UG

Time Series

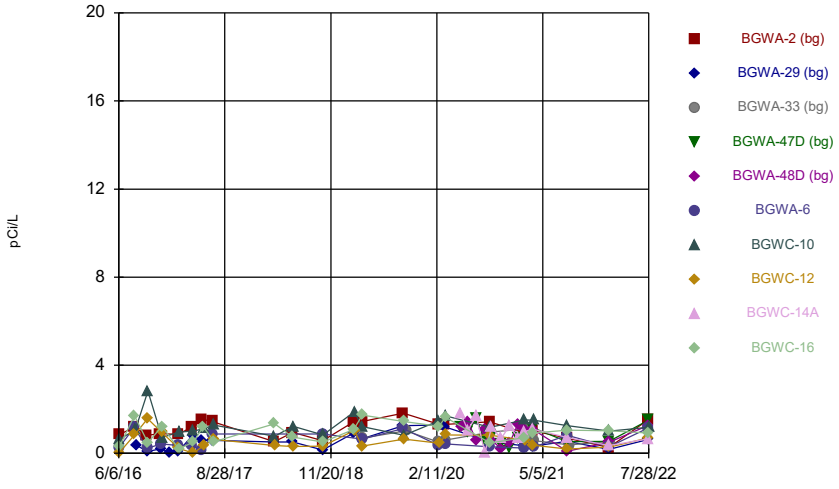

Constituent: Combined Radium 226 + 228 Analysis Run 11/18/2022 2:50 AM View: Constituents View

Plant Bowen Client: Southern Company Data: Bowen AP-1

Sanitas™ v.9.6.35 . UG

Time Series

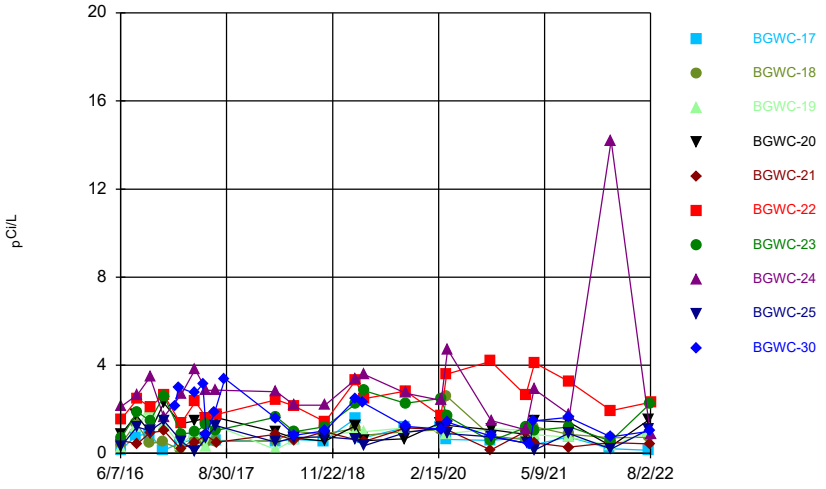

Constituent: Combined Radium 226 + 228 Analysis Run 11/18/2022 2:50 AM View: Constituents View

Plant Bowen Client: Southern Company Data: Bowen AP-1

Sanitas™ v.9.6.35 . UG

Time Series

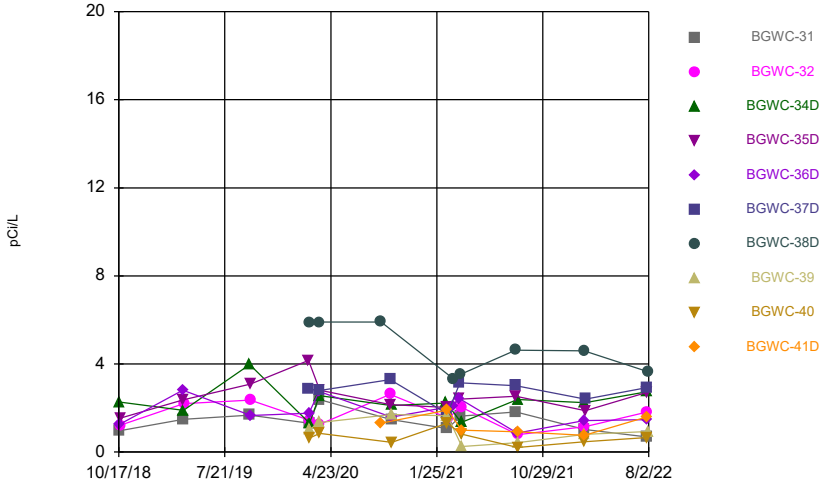

Constituent: Combined Radium 226 + 228 Analysis Run 11/18/2022 2:50 AM View: Constituents View

Plant Bowen Client: Southern Company Data: Bowen AP-1

Sanitas™ v.9.6.35 . UG

Time Series

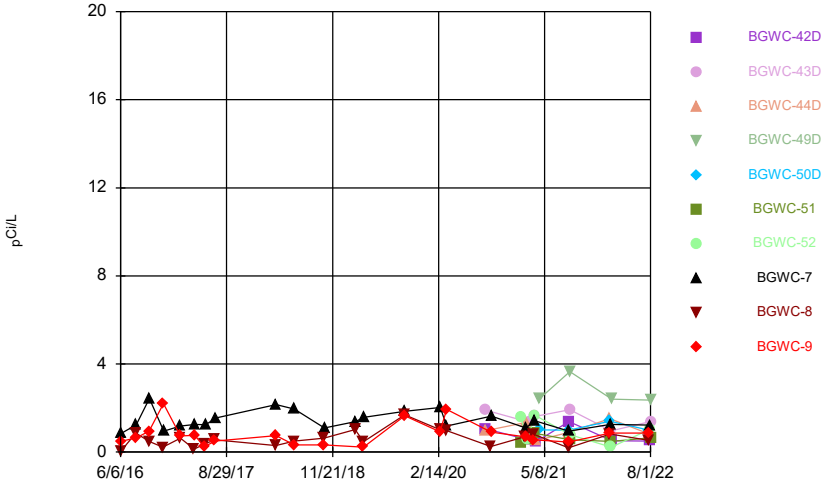

Constituent: Combined Radium 226 + 228 Analysis Run 11/18/2022 2:50 AM View: Constituents View

Plant Bowen Client: Southern Company Data: Bowen AP-1

Sanitas™ v.9.6.35 . UG
Hollow symbols indicate censored values.

Time Series

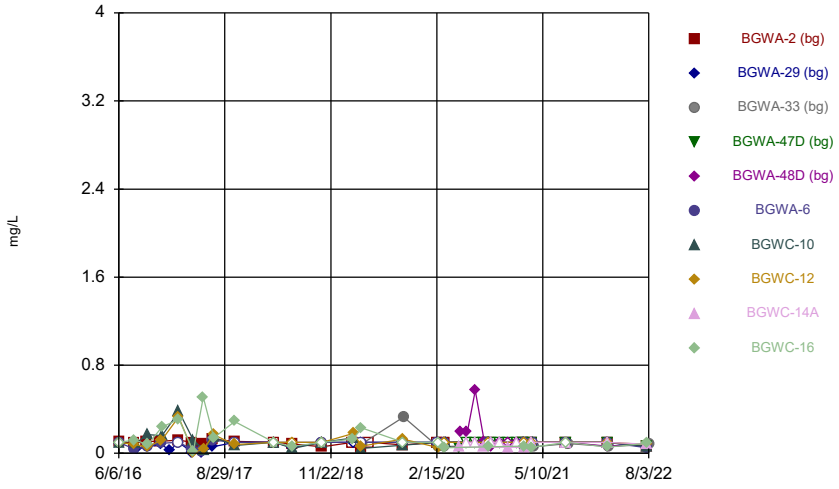

Constituent: Fluoride Analysis Run 11/18/2022 2:50 AM View: Constituents View
Plant Bowen Client: Southern Company Data: Bowen AP-1

Sanitas™ v.9.6.35 . UG
Hollow symbols indicate censored values.

Time Series

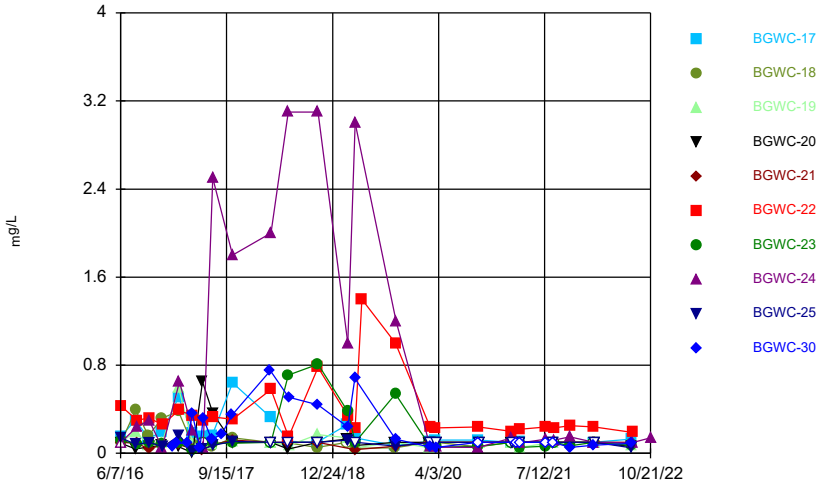

Constituent: Fluoride Analysis Run 11/18/2022 2:50 AM View: Constituents View
Plant Bowen Client: Southern Company Data: Bowen AP-1

Sanitas™ v.9.6.35 . UG
Hollow symbols indicate censored values.

Time Series

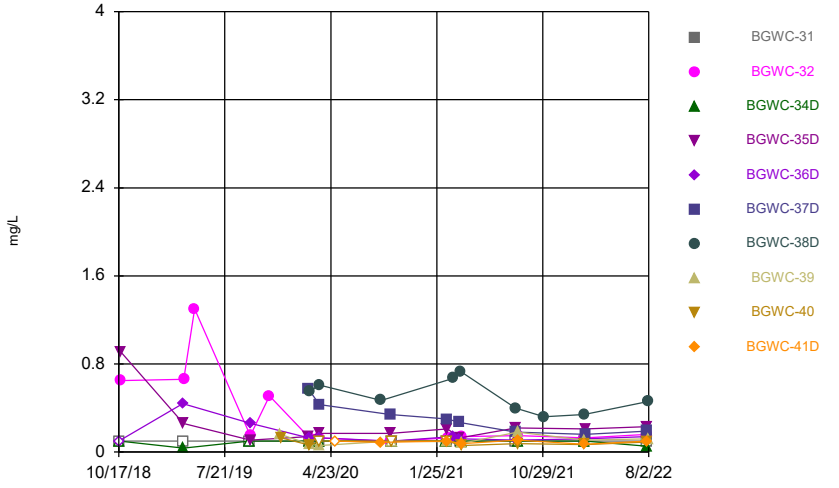

Constituent: Fluoride Analysis Run 11/18/2022 2:51 AM View: Constituents View
Plant Bowen Client: Southern Company Data: Bowen AP-1

Sanitas™ v.9.6.35 . UG
Hollow symbols indicate censored values.

Time Series

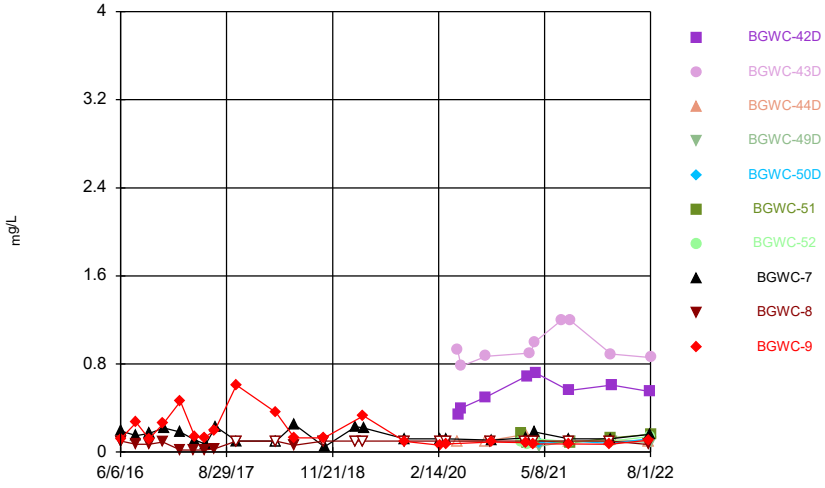

Constituent: Fluoride Analysis Run 11/18/2022 2:51 AM View: Constituents View
Plant Bowen Client: Southern Company Data: Bowen AP-1

Sanitas™ v.9.6.35 . UG
Hollow symbols indicate censored values.

Time Series

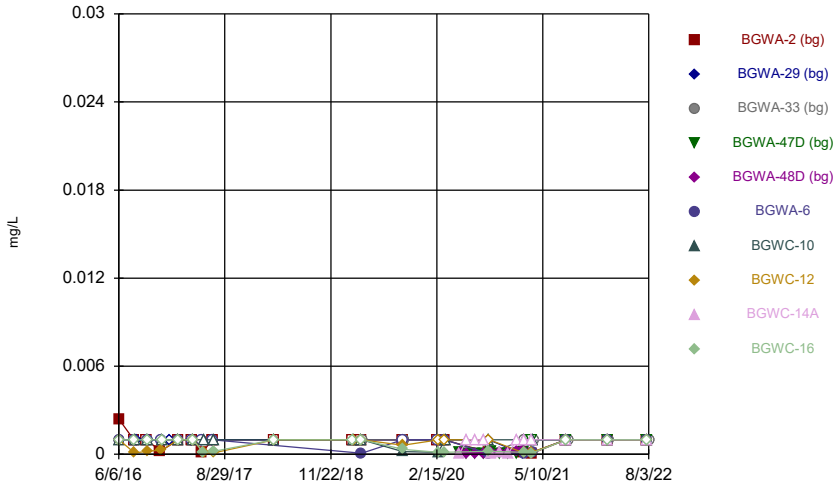

Constituent: Lead Analysis Run 11/18/2022 2:51 AM View: Constituents View
Plant Bowen Client: Southern Company Data: Bowen AP-1

Sanitas™ v.9.6.35 . UG
Hollow symbols indicate censored values.

Time Series

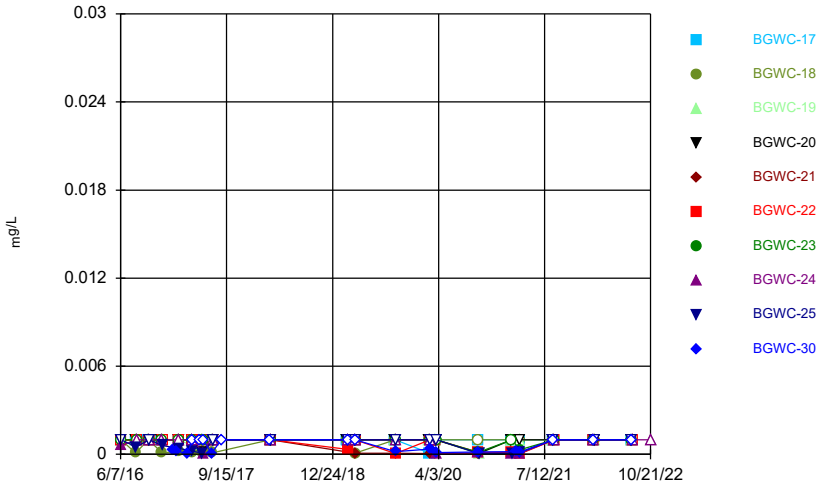

Constituent: Lead Analysis Run 11/18/2022 2:51 AM View: Constituents View
Plant Bowen Client: Southern Company Data: Bowen AP-1

Sanitas™ v.9.6.35 . UG
Hollow symbols indicate censored values.

Time Series

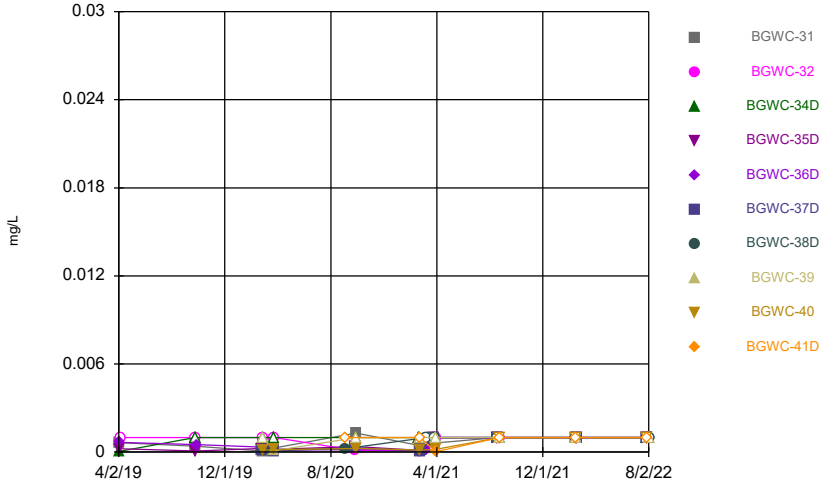

Constituent: Lead Analysis Run 11/18/2022 2:51 AM View: Constituents View
Plant Bowen Client: Southern Company Data: Bowen AP-1

Sanitas™ v.9.6.35 . UG
Hollow symbols indicate censored values.

Time Series

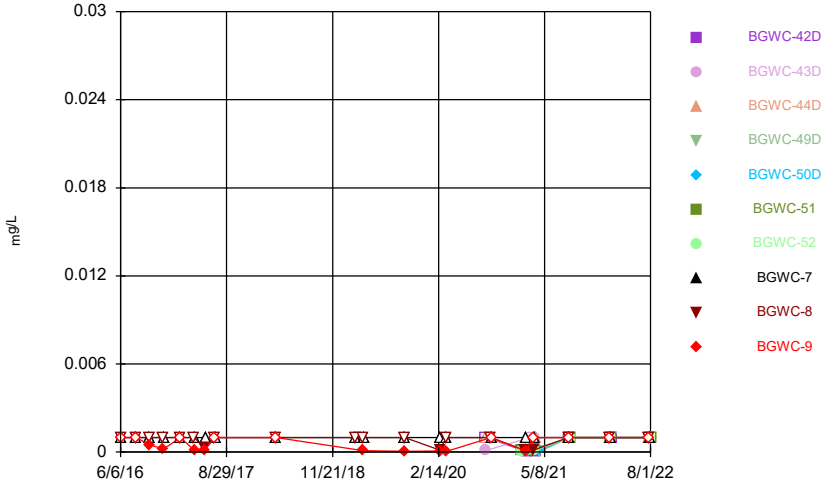

Constituent: Lead Analysis Run 11/18/2022 2:51 AM View: Constituents View
Plant Bowen Client: Southern Company Data: Bowen AP-1

Sanitas™ v.9.6.35 . UG
Hollow symbols indicate censored values.

Time Series

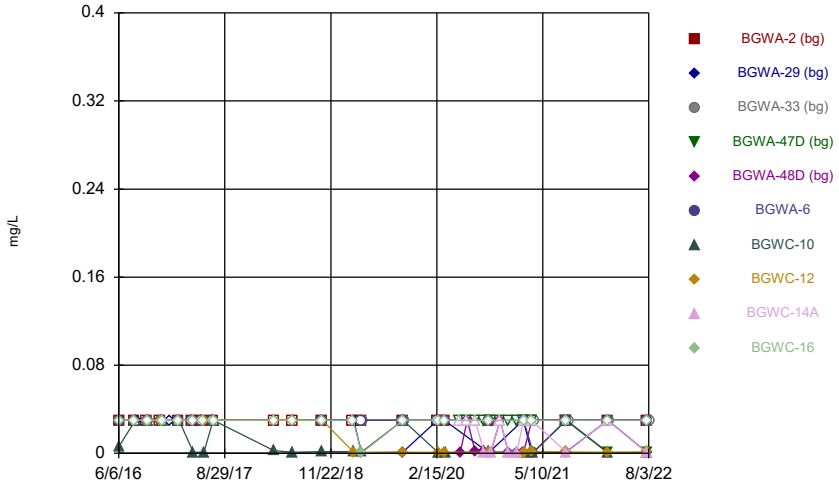

Constituent: Lithium Analysis Run 11/18/2022 2:51 AM View: Constituents View
Plant Bowen Client: Southern Company Data: Bowen AP-1

Sanitas™ v.9.6.35 . UG
Hollow symbols indicate censored values.

Time Series

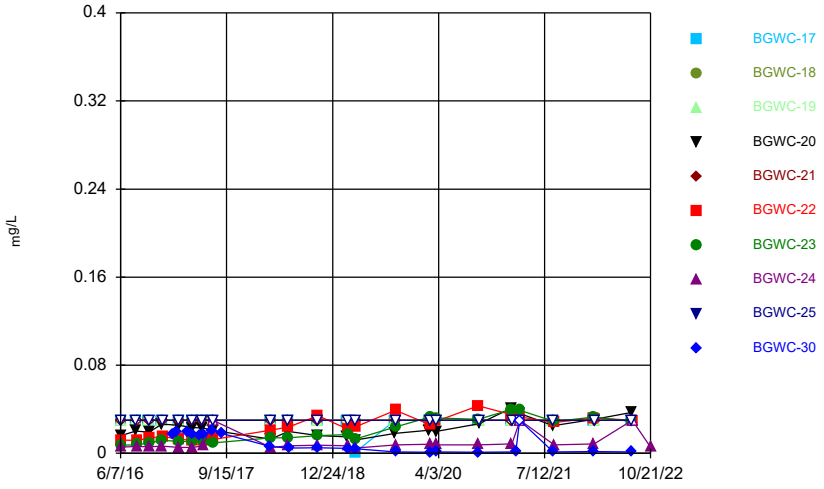

Constituent: Lithium Analysis Run 11/18/2022 2:51 AM View: Constituents View
Plant Bowen Client: Southern Company Data: Bowen AP-1

Sanitas™ v.9.6.35 . UG
Hollow symbols indicate censored values.

Time Series

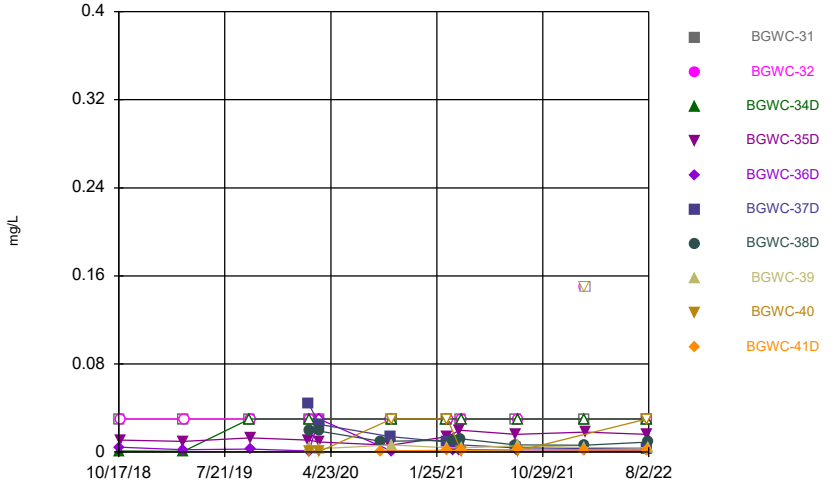

Constituent: Lithium Analysis Run 11/18/2022 2:51 AM View: Constituents View
Plant Bowen Client: Southern Company Data: Bowen AP-1

Sanitas™ v.9.6.35 . UG
Hollow symbols indicate censored values.

Time Series

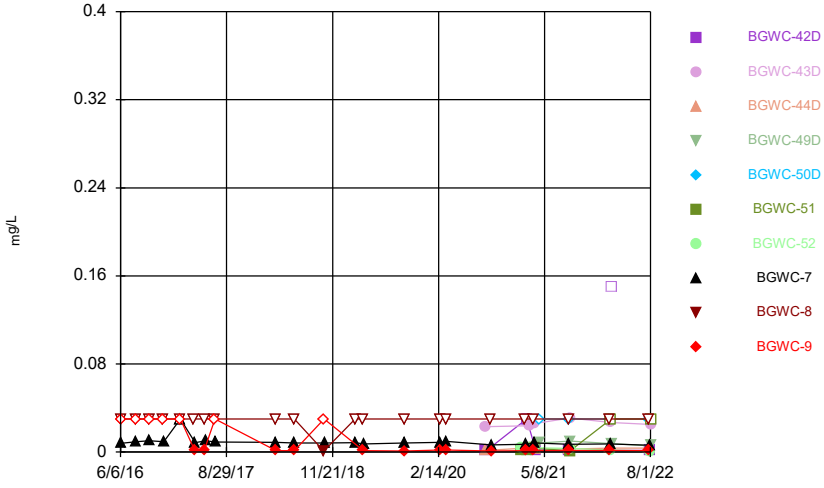

Constituent: Lithium Analysis Run 11/18/2022 2:51 AM View: Constituents View
Plant Bowen Client: Southern Company Data: Bowen AP-1

Sanitas™ v.9.6.35 . UG
Hollow symbols indicate censored values.

Time Series

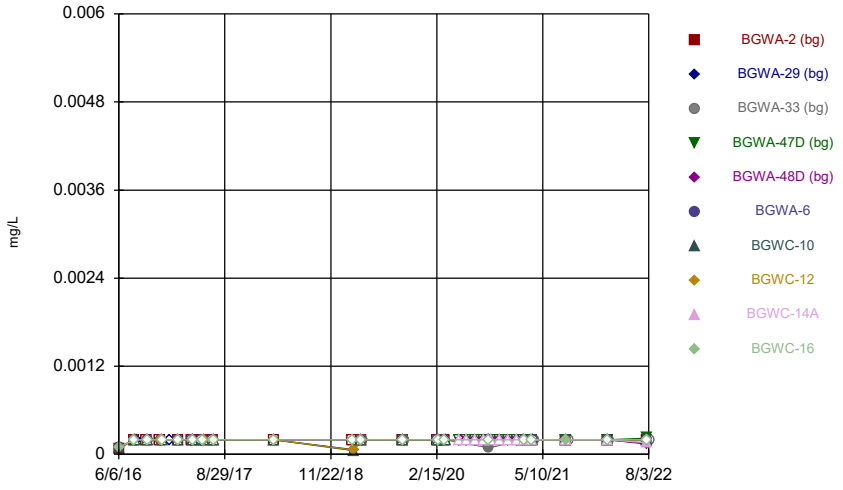

Constituent: Mercury Analysis Run 11/18/2022 2:51 AM View: Constituents View
Plant Bowen Client: Southern Company Data: Bowen AP-1

Sanitas™ v.9.6.35 . UG
Hollow symbols indicate censored values.

Time Series

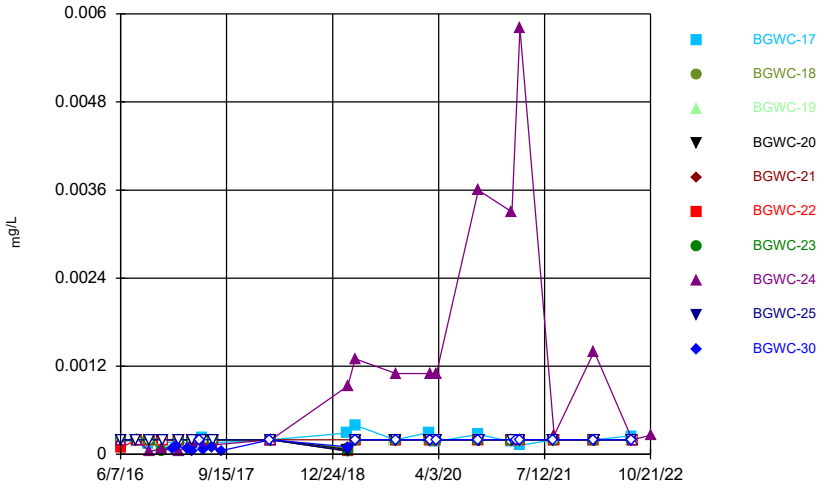

Constituent: Mercury Analysis Run 11/18/2022 2:51 AM View: Constituents View
Plant Bowen Client: Southern Company Data: Bowen AP-1

Sanitas™ v.9.6.35 . UG
Hollow symbols indicate censored values.

Time Series

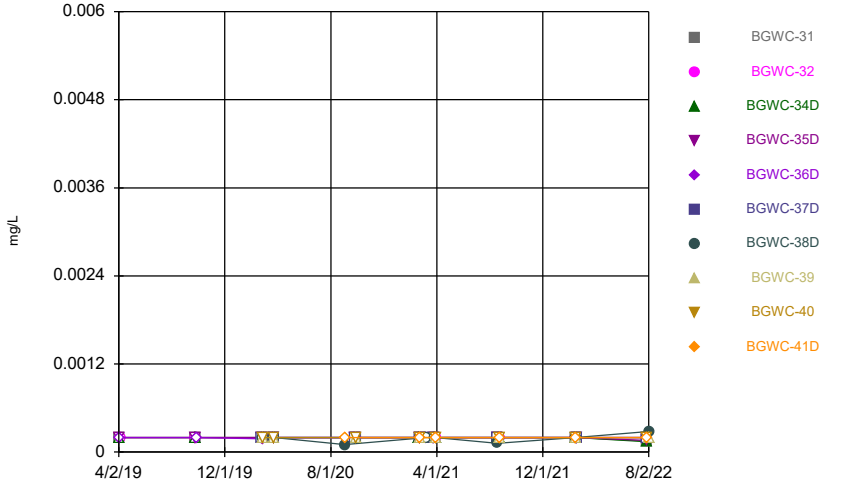

Constituent: Mercury Analysis Run 11/18/2022 2:51 AM View: Constituents View
Plant Bowen Client: Southern Company Data: Bowen AP-1

Sanitas™ v.9.6.35 . UG
Hollow symbols indicate censored values.

Time Series

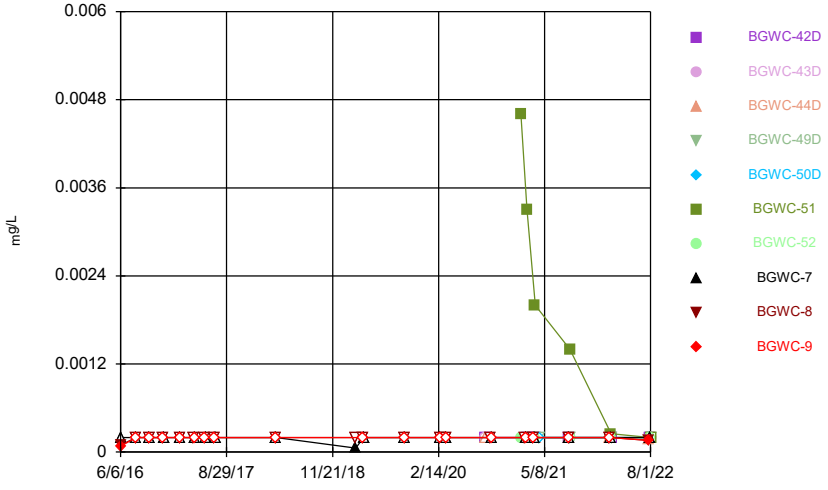

Constituent: Mercury Analysis Run 11/18/2022 2:51 AM View: Constituents View
Plant Bowen Client: Southern Company Data: Bowen AP-1

Sanitas™ v.9.6.35 . UG
Hollow symbols indicate censored values.

Time Series

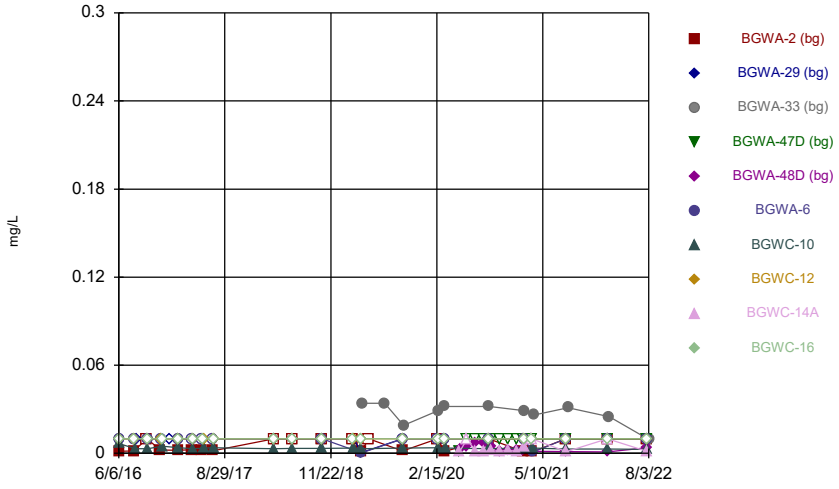

Constituent: Molybdenum Analysis Run 11/18/2022 2:51 AM View: Constituents View
Plant Bowen Client: Southern Company Data: Bowen AP-1

Sanitas™ v.9.6.35 . UG
Hollow symbols indicate censored values.

Time Series

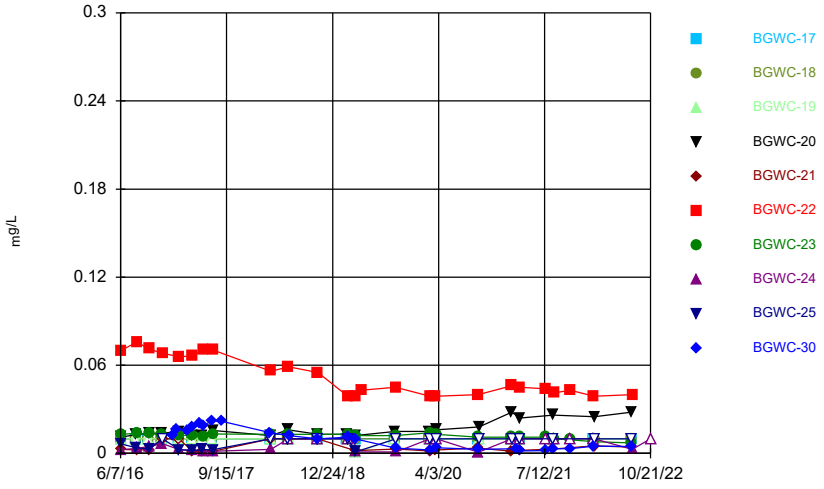

Constituent: Molybdenum Analysis Run 11/18/2022 2:51 AM View: Constituents View
Plant Bowen Client: Southern Company Data: Bowen AP-1

Sanitas™ v.9.6.35 . UG
Hollow symbols indicate censored values.

Time Series

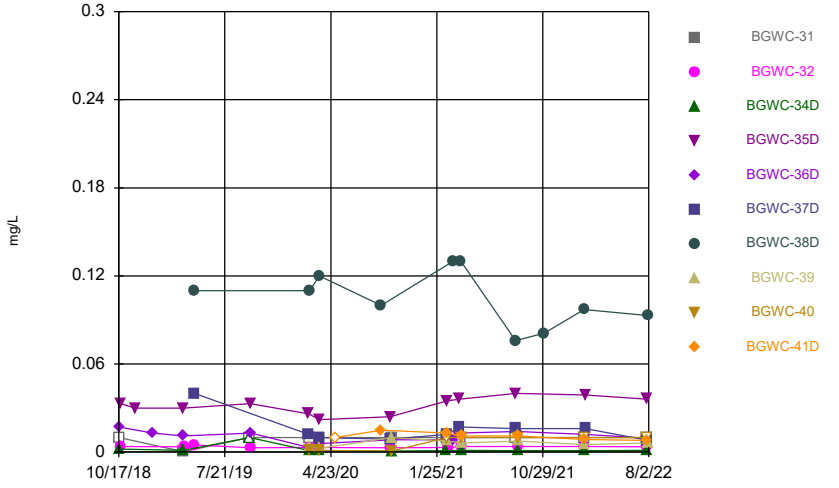

Constituent: Molybdenum Analysis Run 11/18/2022 2:51 AM View: Constituents View
Plant Bowen Client: Southern Company Data: Bowen AP-1

Sanitas™ v.9.6.35 . UG
Hollow symbols indicate censored values.

Time Series

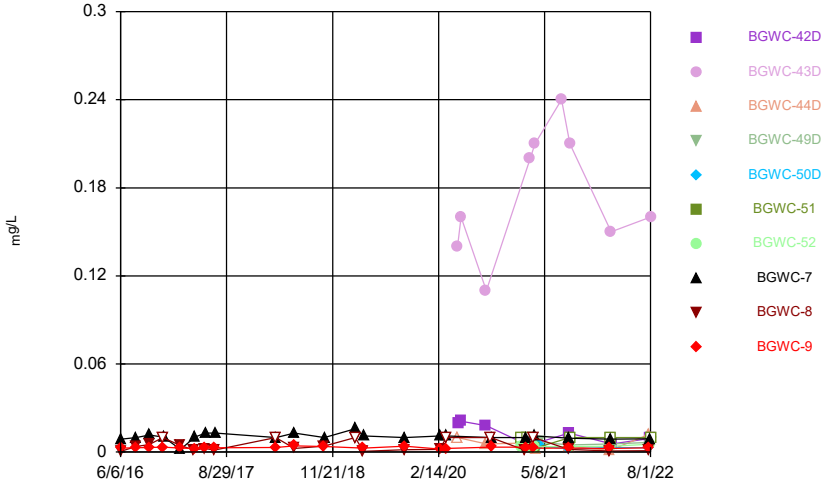

Constituent: Molybdenum Analysis Run 11/18/2022 2:51 AM View: Constituents View
Plant Bowen Client: Southern Company Data: Bowen AP-1

Sanitas™ v.9.6.35 . UG

Time Series

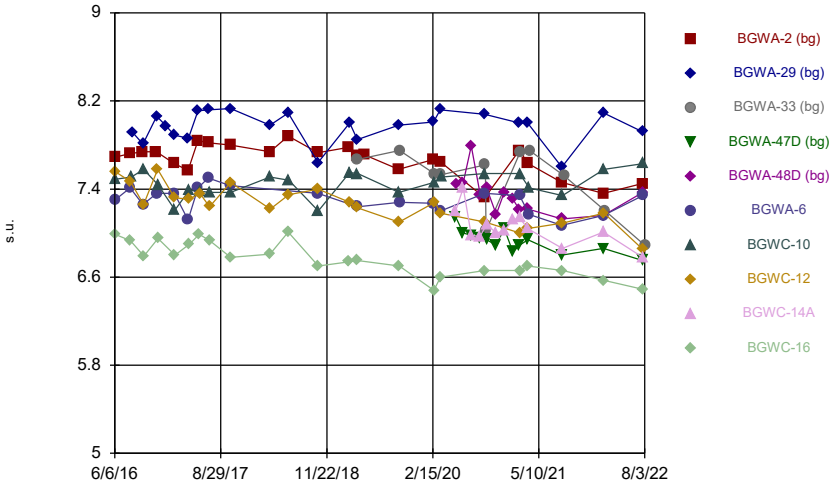

Constituent: pH Analysis Run 11/18/2022 2:51 AM View: Constituents View

Plant Bowen Client: Southern Company Data: Bowen AP-1

Sanitas™ v.9.6.35 . UG

Time Series

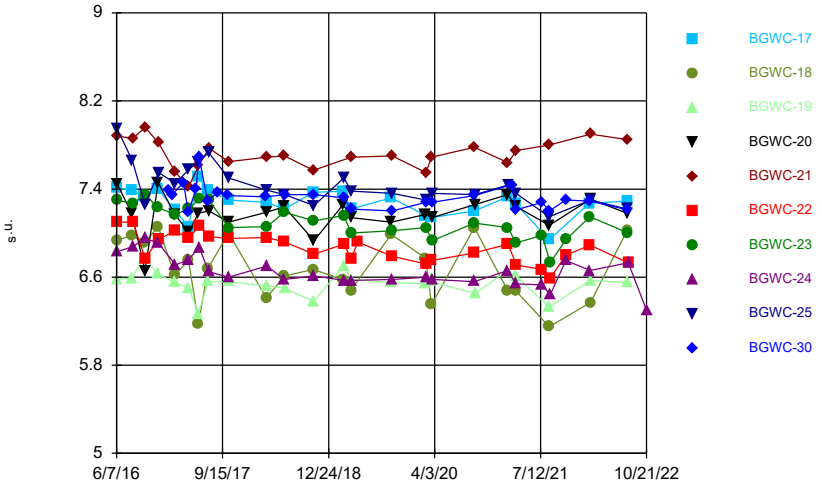

Constituent: pH Analysis Run 11/18/2022 2:51 AM View: Constituents View

Plant Bowen Client: Southern Company Data: Bowen AP-1

Sanitas™ v.9.6.35 . UG

Time Series

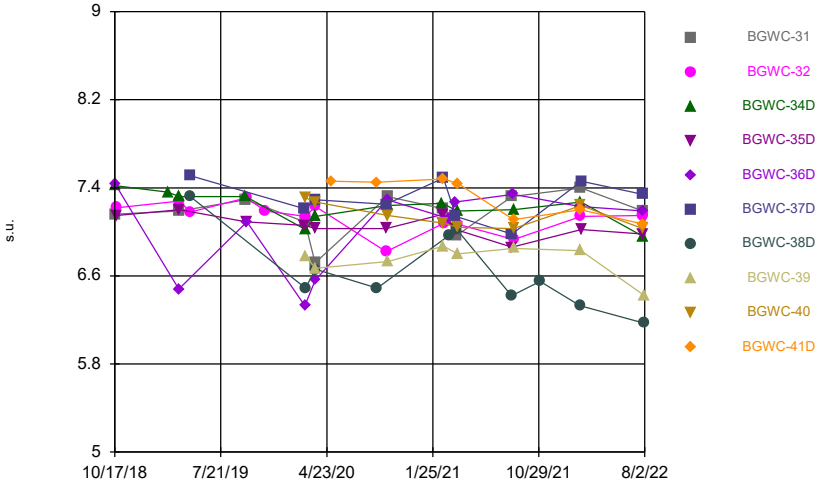

Constituent: pH Analysis Run 11/18/2022 2:51 AM View: Constituents View

Plant Bowen Client: Southern Company Data: Bowen AP-1

Sanitas™ v.9.6.35 . UG

Time Series

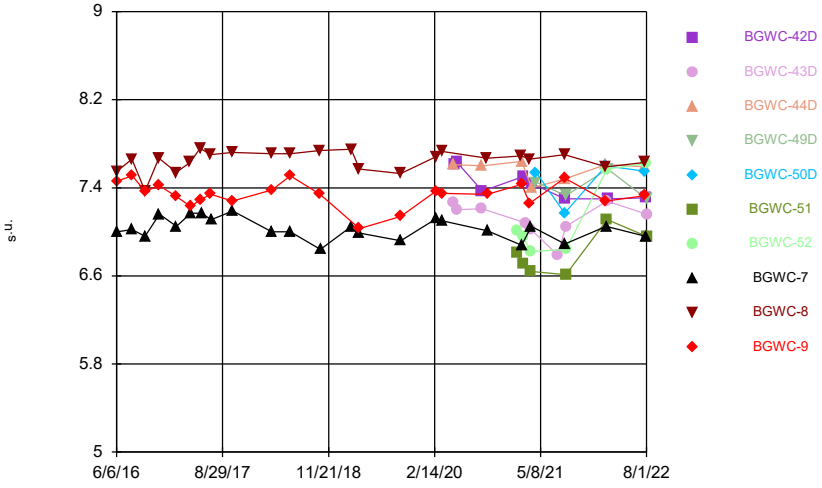

Constituent: pH Analysis Run 11/18/2022 2:51 AM View: Constituents View

Plant Bowen Client: Southern Company Data: Bowen AP-1

Sanitas™ v.9.6.35 . UG
Hollow symbols indicate censored values.

Time Series

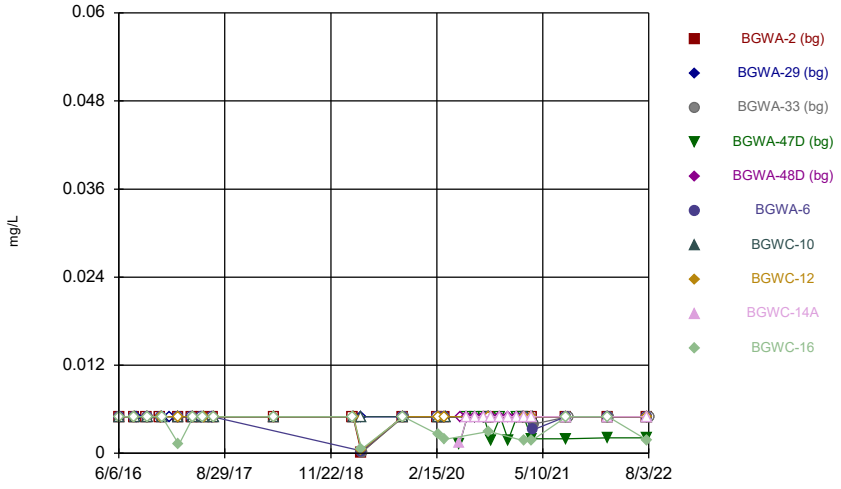

Constituent: Selenium Analysis Run 11/18/2022 2:51 AM View: Constituents View
Plant Bowen Client: Southern Company Data: Bowen AP-1

Sanitas™ v.9.6.35 . UG
Hollow symbols indicate censored values.

Time Series

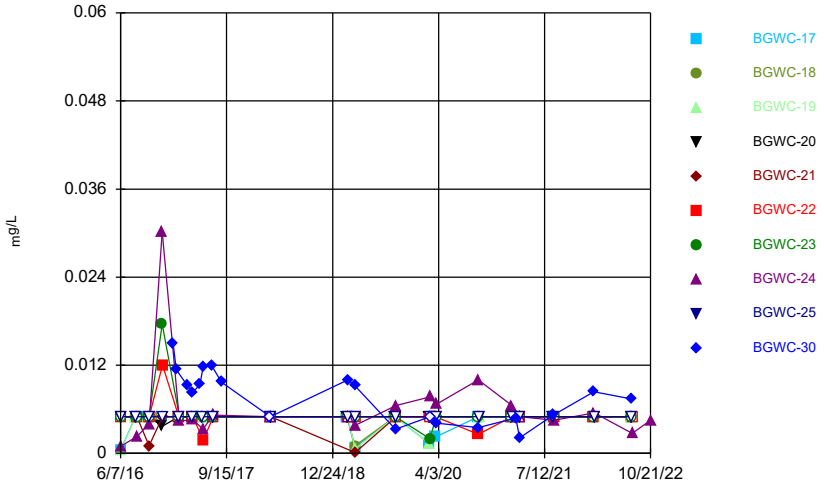

Constituent: Selenium Analysis Run 11/18/2022 2:51 AM View: Constituents View
Plant Bowen Client: Southern Company Data: Bowen AP-1

Sanitas™ v.9.6.35 . UG
Hollow symbols indicate censored values.

Time Series

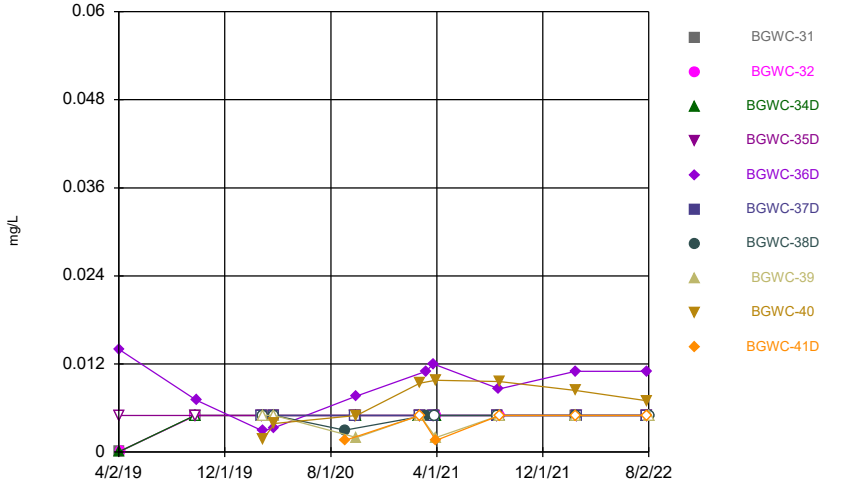

Constituent: Selenium Analysis Run 11/18/2022 2:51 AM View: Constituents View
Plant Bowen Client: Southern Company Data: Bowen AP-1

Sanitas™ v.9.6.35 . UG
Hollow symbols indicate censored values.

Time Series

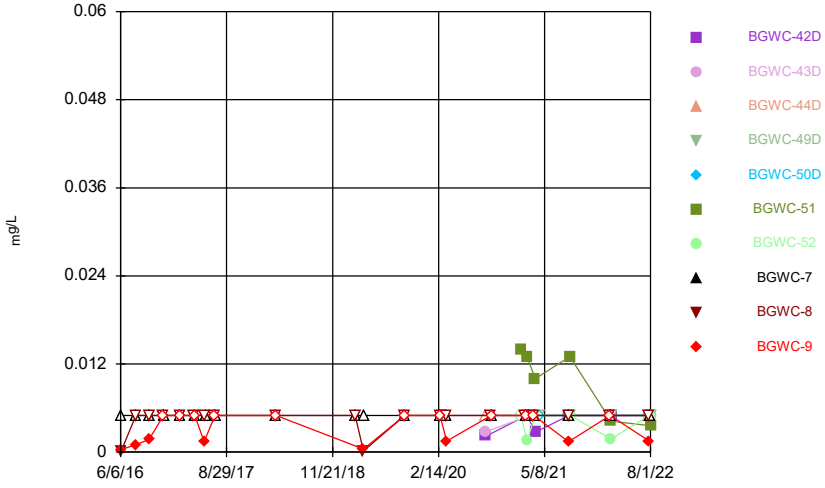

Constituent: Selenium Analysis Run 11/18/2022 2:51 AM View: Constituents View
Plant Bowen Client: Southern Company Data: Bowen AP-1

Sanitas™ v.9.6.35 . UG

Time Series

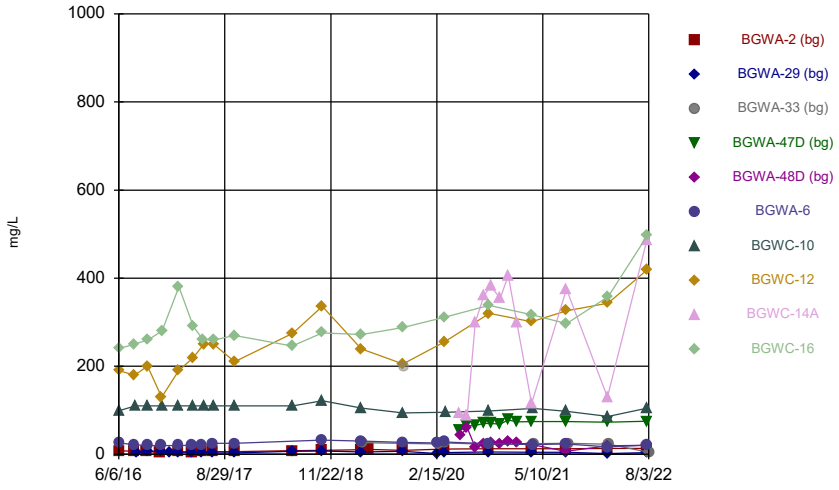

Constituent: Sulfate Analysis Run 11/18/2022 2:51 AM View: Constituents View

Plant Bowen Client: Southern Company Data: Bowen AP-1

Sanitas™ v.9.6.35 . UG

Time Series

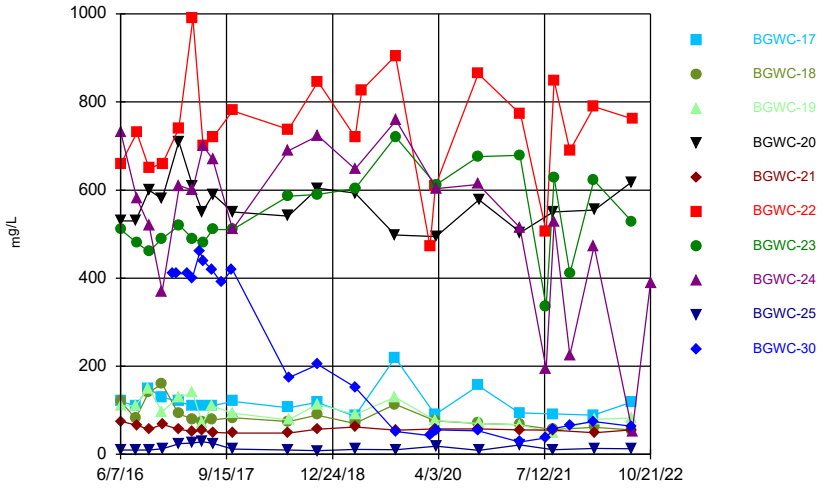

Constituent: Sulfate Analysis Run 11/18/2022 2:51 AM View: Constituents View

Plant Bowen Client: Southern Company Data: Bowen AP-1

Sanitas™ v.9.6.35 . UG

Time Series

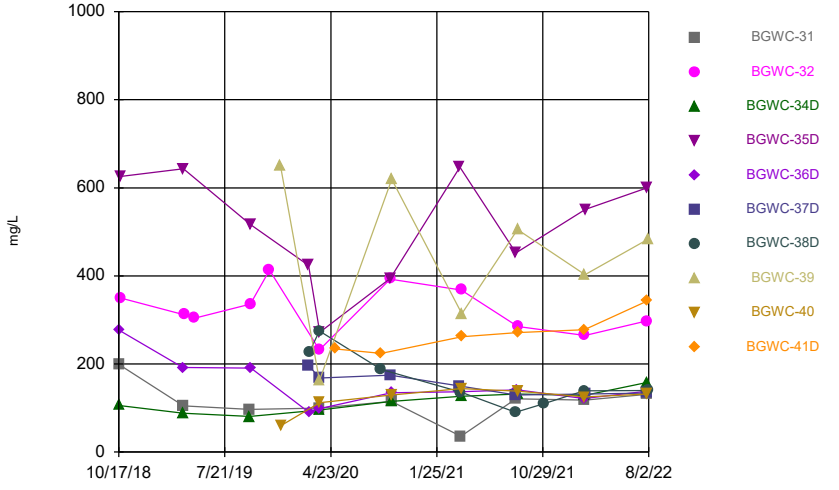

Constituent: Sulfate Analysis Run 11/18/2022 2:51 AM View: Constituents View

Plant Bowen Client: Southern Company Data: Bowen AP-1

Sanitas™ v.9.6.35 . UG

Time Series

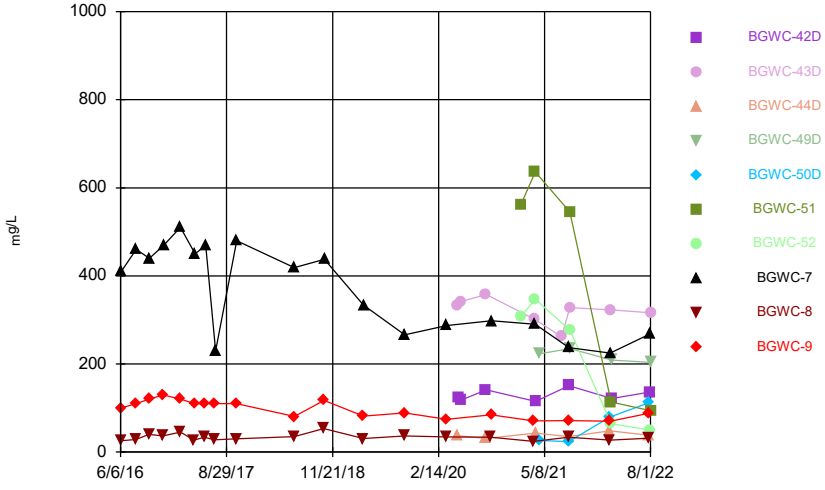

Constituent: Sulfate Analysis Run 11/18/2022 2:51 AM View: Constituents View

Plant Bowen Client: Southern Company Data: Bowen AP-1

Sanitas™ v.9.6.35 . UG
Hollow symbols indicate censored values.

Time Series

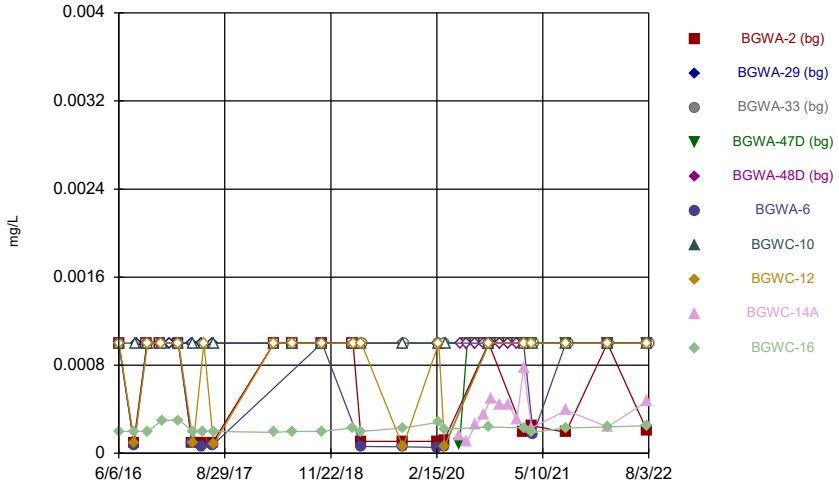

Constituent: Thallium Analysis Run 11/18/2022 2:51 AM View: Constituents View
Plant Bowen Client: Southern Company Data: Bowen AP-1

Sanitas™ v.9.6.35 . UG
Hollow symbols indicate censored values.

Time Series

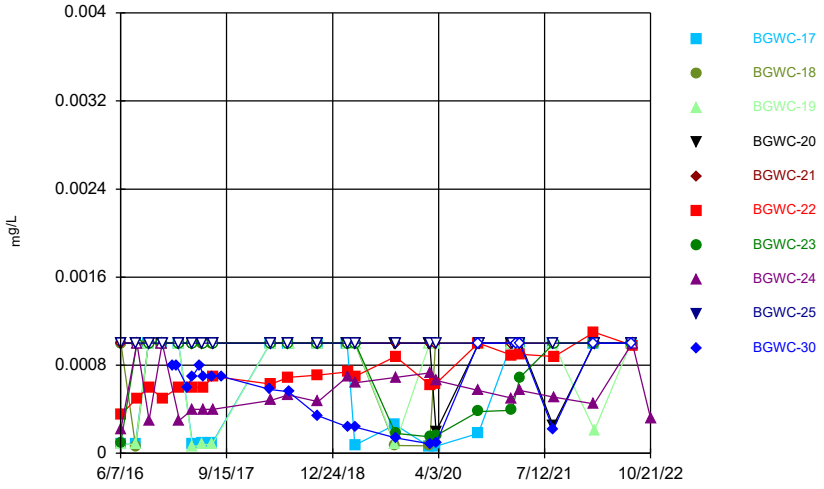

Constituent: Thallium Analysis Run 11/18/2022 2:51 AM View: Constituents View
Plant Bowen Client: Southern Company Data: Bowen AP-1

Sanitas™ v.9.6.35 . UG
Hollow symbols indicate censored values.

Time Series

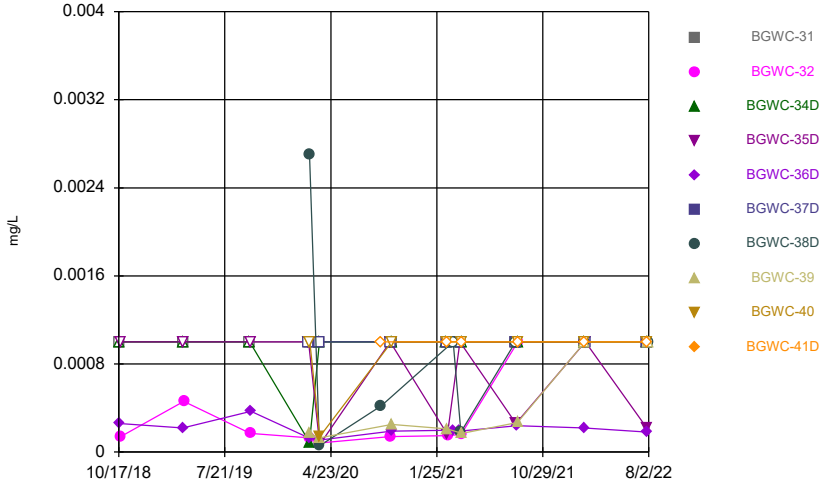

Constituent: Thallium Analysis Run 11/18/2022 2:51 AM View: Constituents View
Plant Bowen Client: Southern Company Data: Bowen AP-1

Sanitas™ v.9.6.35 . UG
Hollow symbols indicate censored values.

Time Series

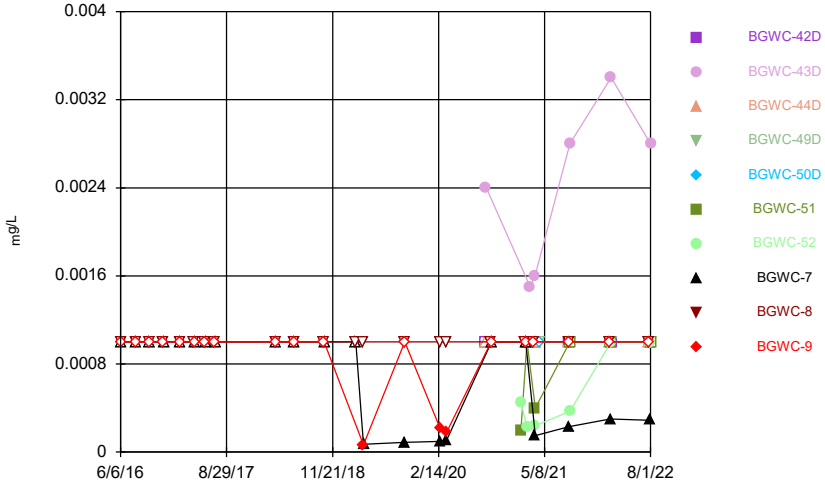

Constituent: Thallium Analysis Run 11/18/2022 2:51 AM View: Constituents View
Plant Bowen Client: Southern Company Data: Bowen AP-1

Sanitas™ v.9.6.35 . UG

Time Series

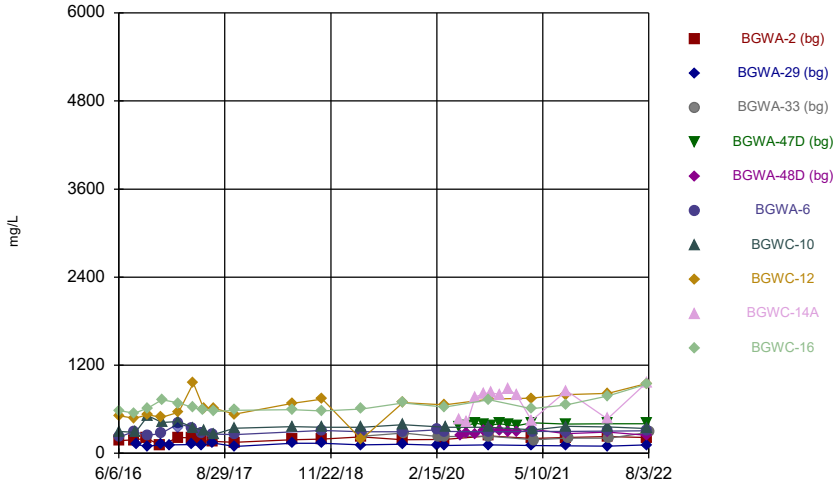

Constituent: Total Dissolved Solids Analysis Run 11/18/2022 2:51 AM View: Constituents View

Plant Bowen Client: Southern Company Data: Bowen AP-1

Sanitas™ v.9.6.35 . UG

Time Series

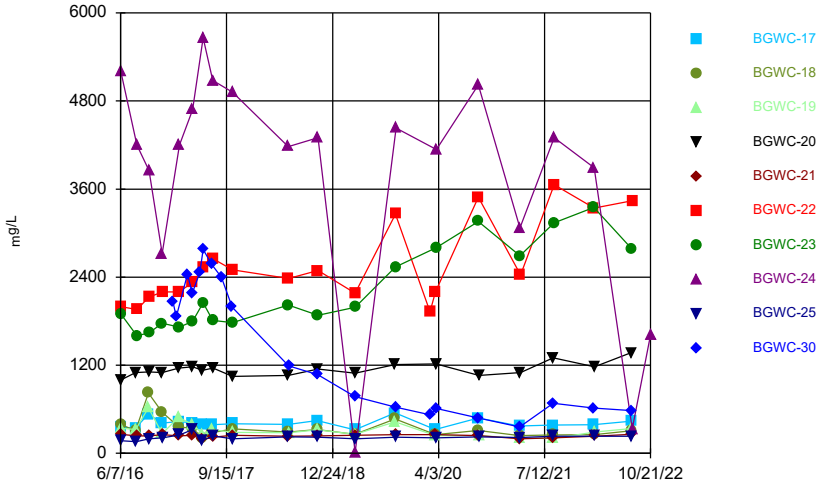

Constituent: Total Dissolved Solids Analysis Run 11/18/2022 2:51 AM View: Constituents View

Plant Bowen Client: Southern Company Data: Bowen AP-1

Sanitas™ v.9.6.35 . UG

Time Series

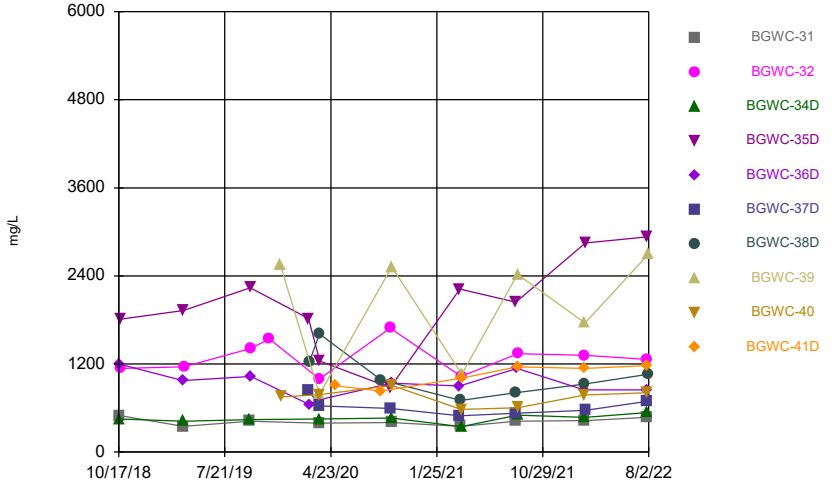

Constituent: Total Dissolved Solids Analysis Run 11/18/2022 2:51 AM View: Constituents View

Plant Bowen Client: Southern Company Data: Bowen AP-1

Sanitas™ v.9.6.35 . UG

Time Series

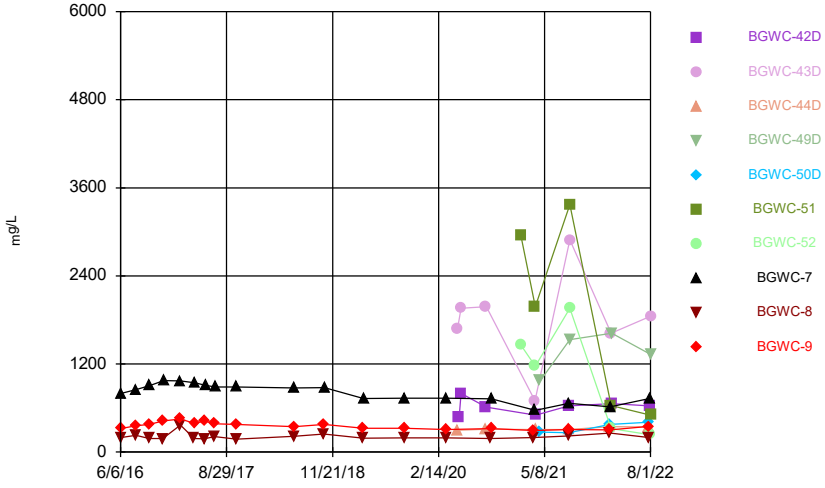

Constituent: Total Dissolved Solids Analysis Run 11/18/2022 2:52 AM View: Constituents View

Plant Bowen Client: Southern Company Data: Bowen AP-1

Time Series

Constituent: Antimony (mg/L) Analysis Run 11/18/2022 2:56 AM View: Constituents View

Plant Bowen Client: Southern Company Data: Bowen AP-1

	BGWA-2 (bg)	BGWA-29 (bg)	BGWA-33 (bg)	BGWA-47D (bg)	BGWA-48D (bg)	BGWA-6	BGWC-10	BGWC-12	BGWC-14A
6/6/2016	<0.003					<0.003			
6/7/2016							0.0022 (J)	<0.003	
8/9/2016	<0.003								
8/10/2016						<0.003			
8/11/2016									
8/12/2016								<0.003	
8/16/2016							<0.003		
8/22/2016		<0.003							
10/3/2016	<0.003								
10/4/2016		<0.003				<0.003			
10/6/2016								<0.003	
10/7/2016							<0.003		
11/29/2016	<0.003								
12/1/2016		<0.003				<0.003			
12/5/2016								<0.003	
12/6/2016							<0.003		
1/10/2017		<0.003							
2/13/2017	<0.003								
2/14/2017		<0.003				<0.003			
2/15/2017								<0.003	
2/16/2017							<0.003		
4/13/2017	0.0004 (J)					<0.003			
4/14/2017		<0.003							
4/18/2017							<0.003	<0.003	
5/25/2017	<0.003	<0.003				<0.003			
5/30/2017									
6/2/2017							<0.003	<0.003	
7/7/2017	<0.003					<0.003			
7/10/2017		<0.003							
7/12/2017							<0.003		
7/13/2017								<0.003	
7/14/2017									
3/26/2018	<0.003	<0.003							
3/27/2018							<0.003		
3/28/2018								<0.003	
2/25/2019	<0.003								
2/27/2019		<0.003							
2/28/2019							<0.003	<0.003	
2/18/2020	<0.003					<0.003			
2/19/2020		<0.003							
2/20/2020							<0.003		
2/21/2020			0.0016 (J)						
2/24/2020								<0.003	
3/18/2020	<0.003	<0.003							
3/19/2020						<0.003		<0.003	
3/20/2020			0.0014 (J)						
3/23/2020							<0.003		
5/22/2020				<0.003					<0.003
5/25/2020					0.0042				
6/23/2020				<0.003	0.00074 (J)				<0.003
7/28/2020				0.0013 (J)	0.0014 (J)				<0.003
9/2/2020				0.00082 (J)					<0.003

Time Series

Constituent: Antimony (mg/L) Analysis Run 11/18/2022 2:56 AM View: Constituents View

Plant Bowen Client: Southern Company Data: Bowen AP-1

	BGWA-2 (bg)	BGWA-29 (bg)	BGWA-33 (bg)	BGWA-47D (bg)	BGWA-48D (bg)	BGWA-6	BGWC-10	BGWC-12	BGWC-14A
9/3/2020					0.0023 (J)				
9/23/2020	<0.003	<0.003				<0.003			
9/24/2020							<0.003		
9/25/2020			0.0015 (J)					<0.003	
10/1/2020				0.00056 (J)	0.0026 (J)				0.0003 (J)
11/10/2020				0.0019 (J)	0.0016 (J)				0.00061 (J)
12/15/2020				0.0018 (J)	0.0018 (J)				<0.003
1/20/2021				0.00068 (J)	0.0015 (J)				<0.003
2/16/2021	<0.003	0.0015 (J)							
2/17/2021				0.0013 (J)	0.0013 (J)				
2/18/2021						<0.003	<0.003		<0.003
2/19/2021			0.0011 (J)					<0.003	
3/23/2021		<0.003							
3/24/2021								<0.003	<0.003
3/25/2021				<0.003	0.0008 (J)				
3/26/2021	<0.003								
3/30/2021							<0.003		
3/31/2021						<0.003			
4/1/2021			0.002 (J)						
8/16/2021	<0.003	<0.003		<0.003	0.0018 (J)	<0.003			
8/18/2021							<0.003	<0.003	<0.003
8/25/2021			0.0013 (J)						
2/9/2022	<0.003			<0.003	0.0018 (J)	<0.003			<0.003
2/10/2022		<0.003							
2/11/2022							0.0021 (J)	<0.003	
2/16/2022			0.00089 (J)						
7/26/2022	<0.003	0.00096 (J)		<0.003	0.0008 (J)	<0.003			<0.003
7/27/2022								<0.003	
7/28/2022							0.0015 (J)		
8/3/2022			<0.003						

Time Series

Constituent: Antimony (mg/L) Analysis Run 11/18/2022 2:56 AM View: Constituents View

Plant Bowen Client: Southern Company Data: Bowen AP-1

	BGWC-16
6/6/2016	
6/7/2016	<0.003
8/9/2016	
8/10/2016	
8/11/2016	0.0004 (J)
8/12/2016	
8/16/2016	
8/22/2016	
10/3/2016	
10/4/2016	
10/6/2016	
10/7/2016	<0.003
11/29/2016	
12/1/2016	
12/5/2016	
12/6/2016	<0.003
1/10/2017	
2/13/2017	
2/14/2017	
2/15/2017	
2/16/2017	<0.003
4/13/2017	
4/14/2017	
4/18/2017	<0.003
5/25/2017	
5/30/2017	<0.003
6/2/2017	
7/7/2017	
7/10/2017	
7/12/2017	
7/13/2017	
7/14/2017	<0.003
3/26/2018	
3/27/2018	<0.003
3/28/2018	
2/25/2019	<0.003
2/27/2019	
2/28/2019	
2/18/2020	
2/19/2020	
2/20/2020	<0.003
2/21/2020	
2/24/2020	
3/18/2020	
3/19/2020	<0.003
3/20/2020	
3/23/2020	
5/22/2020	
5/25/2020	
6/23/2020	
7/28/2020	
9/2/2020	

Time Series

Constituent: Antimony (mg/L) Analysis Run 11/18/2022 2:56 AM View: Constituents View

Plant Bowen Client: Southern Company Data: Bowen AP-1

	BGWC-16
9/3/2020	
9/23/2020	
9/24/2020	<0.003
9/25/2020	
10/1/2020	
11/10/2020	
12/15/2020	
1/20/2021	
2/16/2021	
2/17/2021	
2/18/2021	<0.003
2/19/2021	
3/23/2021	
3/24/2021	<0.003
3/25/2021	
3/26/2021	
3/30/2021	
3/31/2021	
4/1/2021	
8/16/2021	
8/18/2021	<0.003
8/25/2021	
2/9/2022	
2/10/2022	
2/11/2022	<0.003
2/16/2022	
7/26/2022	
7/27/2022	<0.003
7/28/2022	
8/3/2022	

Time Series

Constituent: Antimony (mg/L) Analysis Run 11/18/2022 2:56 AM View: Constituents View

Plant Bowen Client: Southern Company Data: Bowen AP-1

	BGWC-17	BGWC-18	BGWC-19	BGWC-20	BGWC-21	BGWC-22	BGWC-23	BGWC-24	BGWC-25
6/7/2016	<0.003								
6/8/2016		<0.003	<0.003	<0.003	<0.003	<0.003			<0.003
6/9/2016							<0.003	<0.003	
8/11/2016	0.0002 (J)								
8/12/2016		<0.003	<0.003	<0.003					
8/15/2016									0.0013 (J)
8/18/2016					<0.003	0.0023 (J)	0.0009 (J)	<0.003	
10/7/2016	<0.003	<0.003	<0.003						
10/10/2016				<0.003	<0.003	0.0021 (J)	<0.003	<0.003	<0.003
12/6/2016	<0.003	<0.003							
12/7/2016			<0.003	<0.003			<0.003	<0.003	
12/8/2016					<0.003	<0.003			<0.003
1/23/2017									
2/7/2017									
2/16/2017	<0.003	<0.003	<0.003						
2/17/2017				<0.003	<0.003	<0.003			
2/20/2017							<0.003	<0.003	<0.003
3/27/2017									
4/17/2017									
4/19/2017	<0.003	<0.003	<0.003	<0.003	<0.003		<0.003	<0.003	
4/20/2017						<0.003			<0.003
5/22/2017									
5/30/2017	<0.003								
6/1/2017		<0.003	<0.003	<0.003	<0.003				<0.003
6/5/2017						<0.003	<0.003	<0.003	
7/11/2017									
7/14/2017	<0.003	<0.003	<0.003						
7/17/2017							<0.003	<0.003	<0.003
7/18/2017				<0.003	<0.003				
7/19/2017						<0.003			
8/23/2017									
3/26/2018									
3/27/2018	<0.003	<0.003	<0.003						
3/28/2018				<0.003	<0.003				<0.003
3/29/2018						<0.003	<0.003	<0.003	
2/27/2019	<0.003	<0.003		<0.003					
3/1/2019			<0.003			<0.003	<0.003	<0.003	<0.003
2/24/2020	<0.003	<0.003	<0.003	<0.003					
2/25/2020						<0.003	<0.003		
2/26/2020					<0.003			<0.003	<0.003
3/19/2020	<0.003								
3/20/2020		<0.003	<0.003		<0.003	<0.003			
3/23/2020				0.0014 (J)			0.00053 (J)		
3/24/2020									<0.003
3/25/2020								<0.003	
9/24/2020	<0.003	<0.003			<0.003	<0.003	<0.003		
9/25/2020								0.00048 (J)	
9/28/2020			0.0005 (J)	0.0005 (J)					<0.003
2/18/2021	<0.003	<0.003	<0.003	<0.003					
2/19/2021					<0.003	0.00028 (J)	0.00031 (J)	0.00036 (J)	
2/23/2021									<0.003
3/8/2021									

Time Series

Constituent: Antimony (mg/L) Analysis Run 11/18/2022 2:56 AM View: Constituents View

Plant Bowen Client: Southern Company Data: Bowen AP-1

	BGWC-17	BGWC-18	BGWC-19	BGWC-20	BGWC-21	BGWC-22	BGWC-23	BGWC-24	BGWC-25
3/24/2021	<0.003	<0.003							
3/25/2021									
3/26/2021			<0.003				<0.003	<0.003	<0.003
3/29/2021				<0.003	<0.003	<0.003			
8/19/2021	<0.003	<0.003							<0.003
8/20/2021			<0.003	<0.003	0.0014 (J)				
8/23/2021						<0.003	0.0029 (J)	0.0028 (J)	
2/11/2022	<0.003								
2/14/2022							0.0014 (J)		
2/15/2022						<0.003		0.0048	
2/16/2022		<0.003	<0.003	<0.003	0.0017 (J)				<0.003
7/27/2022	<0.003	<0.003	<0.003	<0.003					<0.003
7/28/2022					<0.003				
8/1/2022							0.0022 (J)		
8/2/2022						<0.003		0.015 (o)	
10/21/2022								0.0032 (R)	

Time Series

Constituent: Antimony (mg/L) Analysis Run 11/18/2022 2:56 AM View: Constituents View

Plant Bowen Client: Southern Company Data: Bowen AP-1

	BGWC-30
6/7/2016	
6/8/2016	
6/9/2016	
8/11/2016	
8/12/2016	
8/15/2016	
8/18/2016	
10/7/2016	
10/10/2016	
12/6/2016	
12/7/2016	
12/8/2016	
1/23/2017	<0.003
2/7/2017	<0.003
2/16/2017	
2/17/2017	
2/20/2017	
3/27/2017	<0.003
4/17/2017	<0.003
4/19/2017	
4/20/2017	
5/22/2017	<0.003
5/30/2017	
6/1/2017	
6/5/2017	<0.003
7/11/2017	<0.003
7/14/2017	
7/17/2017	
7/18/2017	
7/19/2017	
8/23/2017	<0.003
3/26/2018	<0.003
3/27/2018	
3/28/2018	
3/29/2018	
2/27/2019	
3/1/2019	<0.003
2/24/2020	
2/25/2020	
2/26/2020	<0.003
3/19/2020	
3/20/2020	
3/23/2020	<0.003
3/24/2020	
3/25/2020	
9/24/2020	
9/25/2020	<0.003
9/28/2020	
2/18/2021	
2/19/2021	
2/23/2021	
3/8/2021	<0.003

Time Series

Constituent: Antimony (mg/L) Analysis Run 11/18/2022 2:56 AM View: Constituents View

Plant Bowen Client: Southern Company Data: Bowen AP-1

	BGWC-30
3/24/2021	
3/25/2021	<0.003
3/26/2021	
3/29/2021	
8/19/2021	<0.003
8/20/2021	
8/23/2021	
2/11/2022	
2/14/2022	<0.003
2/15/2022	
2/16/2022	
7/27/2022	
7/28/2022	
8/1/2022	<0.003
8/2/2022	
10/21/2022	

Time Series

Constituent: Antimony (mg/L) Analysis Run 11/18/2022 2:56 AM View: Constituents View

Plant Bowen Client: Southern Company Data: Bowen AP-1

	BGWC-31	BGWC-32	BGWC-34D	BGWC-35D	BGWC-36D	BGWC-37D	BGWC-38D	BGWC-39	BGWC-40
2/25/2020				<0.003		<0.003			
2/26/2020	<0.003				<0.003				
2/27/2020		<0.003	<0.003				0.0003 (J)	<0.003	
2/28/2020									<0.003
3/23/2020	<0.003				<0.003				
3/24/2020		<0.003	<0.003			<0.003	<0.003	<0.003	
3/25/2020				<0.003					<0.003
9/2/2020							0.0016 (J)		
9/25/2020		0.00039 (J)		0.00064 (J)		0.0022 (J)			
9/28/2020	0.00038 (J)		0.00049 (J)		<0.003				
9/29/2020								<0.003	<0.003
2/19/2021			<0.003						
2/22/2021	<0.003			0.00066 (J)		0.00041 (J)		<0.003	<0.003
2/23/2021		0.00036 (J)							
3/8/2021					0.00096 (J)				
3/9/2021							0.00062 (J)		
3/25/2021					<0.003				
3/26/2021				<0.003		<0.003			
3/29/2021	<0.003						<0.003		
3/30/2021		<0.003	0.00079 (J)						0.0005 (J)
3/31/2021								<0.003	
8/19/2021							0.01		
8/20/2021	<0.003			<0.003		<0.003			
8/23/2021					<0.003				
8/24/2021			<0.003					<0.003	<0.003
8/25/2021		<0.003							
2/14/2022					<0.003		0.0067		
2/15/2022									
2/16/2022	<0.003	<0.003	<0.003					<0.003	<0.003
2/17/2022				<0.003		<0.003			
7/28/2022	<0.003		<0.003	<0.003		<0.003			<0.003
7/29/2022		<0.003			<0.003				
8/2/2022							0.0015 (J)	<0.003	

Time Series

Constituent: Antimony (mg/L) Analysis Run 11/18/2022 2:56 AM View: Constituents View

Plant Bowen Client: Southern Company Data: Bowen AP-1

	BGWC-41D
2/25/2020	
2/26/2020	
2/27/2020	
2/28/2020	
3/23/2020	
3/24/2020	
3/25/2020	
9/2/2020	0.0014 (J)
9/25/2020	
9/28/2020	
9/29/2020	
2/19/2021	
2/22/2021	<0.003
2/23/2021	
3/8/2021	
3/9/2021	
3/25/2021	
3/26/2021	
3/29/2021	
3/30/2021	
3/31/2021	<0.003
8/19/2021	
8/20/2021	
8/23/2021	
8/24/2021	0.0014 (J)
8/25/2021	
2/14/2022	
2/15/2022	<0.003
2/16/2022	
2/17/2022	
7/28/2022	
7/29/2022	<0.003
8/2/2022	

Time Series

Constituent: Antimony (mg/L) Analysis Run 11/18/2022 2:56 AM View: Constituents View

Plant Bowen Client: Southern Company Data: Bowen AP-1

	BGWC-42D	BGWC-43D	BGWC-44D	BGWC-49D	BGWC-50D	BGWC-51	BGWC-52	BGWC-7	BGWC-8
6/6/2016									
6/7/2016									<0.003
6/8/2016								<0.003	
8/10/2016									0.0004 (J)
8/11/2016								0.0005 (J)	
10/4/2016									<0.003
10/5/2016									
10/6/2016								0.0015 (J)	
12/2/2016									<0.003
12/5/2016									
12/6/2016								<0.003	
2/14/2017									<0.003
2/15/2017								<0.003	
4/14/2017									<0.003
4/17/2017									
4/18/2017								0.0003 (J)	
5/26/2017									<0.003
6/2/2017								<0.003	
7/10/2017									<0.003
7/11/2017									
7/14/2017								<0.003	
3/26/2018									<0.003
3/27/2018								<0.003	
2/25/2019									<0.003
2/28/2019								<0.003	
2/19/2020									<0.003
2/20/2020									
2/21/2020								0.0016 (J)	
3/18/2020									<0.003
3/19/2020								<0.003	
9/3/2020	0.00072 (J)	0.00091 (J)	0.0021 (J)						
9/23/2020									<0.003
9/24/2020									
9/25/2020								<0.003	
1/28/2021						<0.003	0.0019 (J)		
2/16/2021									0.00046 (J)
2/17/2021									
2/18/2021			0.009					<0.003	
2/22/2021	0.0019 (J)								
2/23/2021						<0.003	0.00053 (J)		
3/8/2021		0.00058 (J)							
3/24/2021									0.00059 (J)
3/29/2021		<0.003							
3/30/2021						0.0019 (J)	0.00085 (J)	<0.003	
3/31/2021			0.0026 (J)						
4/1/2021	0.0019 (J)								
4/19/2021				0.00039 (J)	0.0019 (J)				
8/18/2021			0.0015 (J)		<0.003				<0.003
8/19/2021								<0.003	
8/20/2021	0.00083 (J)								
8/23/2021		<0.003				<0.003	<0.003		
8/24/2021				<0.003					

Time Series

Constituent: Antimony (mg/L) Analysis Run 11/18/2022 2:56 AM View: Constituents View

Plant Bowen Client: Southern Company Data: Bowen AP-1

	BGWC-42D	BGWC-43D	BGWC-44D	BGWC-49D	BGWC-50D	BGWC-51	BGWC-52	BGWC-7	BGWC-8
2/9/2022			<0.003		<0.003				
2/10/2022									<0.003
2/11/2022								<0.003	
2/14/2022						<0.003	<0.003		
2/15/2022		<0.003							
2/17/2022	<0.003			<0.003					
7/26/2022			0.0011 (J)		<0.003				<0.003
7/28/2022	<0.003						<0.003	<0.003	
8/1/2022		<0.003		<0.003		<0.003			

Time Series

Constituent: Antimony (mg/L) Analysis Run 11/18/2022 2:56 AM View: Constituents View

Plant Bowen Client: Southern Company Data: Bowen AP-1

	BGWC-9
6/6/2016	<0.003
6/7/2016	
6/8/2016	
8/10/2016	
8/11/2016	0.0003 (J)
10/4/2016	
10/5/2016	<0.003
10/6/2016	
12/2/2016	
12/5/2016	<0.003
12/6/2016	
2/14/2017	
2/15/2017	<0.003
4/14/2017	
4/17/2017	<0.003
4/18/2017	
5/26/2017	<0.003
6/2/2017	
7/10/2017	
7/11/2017	<0.003
7/14/2017	
3/26/2018	
3/27/2018	<0.003
2/25/2019	
2/28/2019	
2/19/2020	
2/20/2020	<0.003
2/21/2020	
3/18/2020	
3/19/2020	<0.003
9/3/2020	
9/23/2020	
9/24/2020	<0.003
9/25/2020	
1/28/2021	
2/16/2021	
2/17/2021	0.00075 (J)
2/18/2021	
2/22/2021	
2/23/2021	
3/8/2021	
3/24/2021	0.00038 (J)
3/29/2021	
3/30/2021	
3/31/2021	
4/1/2021	
4/19/2021	
8/18/2021	0.0014 (J)
8/19/2021	
8/20/2021	
8/23/2021	
8/24/2021	

Time Series

Constituent: Antimony (mg/L) Analysis Run 11/18/2022 2:56 AM View: Constituents View

Plant Bowen Client: Southern Company Data: Bowen AP-1

	BGWC-9
2/9/2022	
2/10/2022	<0.003
2/11/2022	
2/14/2022	
2/15/2022	
2/17/2022	
7/26/2022	<0.003
7/28/2022	
8/1/2022	

Time Series

Constituent: Arsenic (mg/L) Analysis Run 11/18/2022 2:56 AM View: Constituents View

Plant Bowen Client: Southern Company Data: Bowen AP-1

	BGWA-2 (bg)	BGWA-29 (bg)	BGWA-33 (bg)	BGWA-47D (bg)	BGWA-48D (bg)	BGWA-6	BGWC-10	BGWC-12	BGWC-14A
6/6/2016	0.0012 (J)					<0.005			
6/7/2016							0.0039	<0.005	
8/9/2016	<0.005								
8/10/2016						<0.005			
8/11/2016									
8/12/2016								0.0009 (J)	
8/16/2016							0.0091		
8/22/2016		<0.005							
10/3/2016	<0.005								
10/4/2016		<0.005				<0.005			
10/6/2016								<0.005	
10/7/2016							0.0074		
11/29/2016	0.0023 (J)								
12/1/2016		<0.005				<0.005			
12/5/2016								<0.005	
12/6/2016							0.0044 (J)		
1/10/2017		<0.005							
2/13/2017	<0.005								
2/14/2017		<0.005				<0.005			
2/15/2017								<0.005	
2/16/2017							0.0081		
4/13/2017	0.0017 (J)					0.0007 (J)			
4/14/2017		0.0006 (J)							
4/18/2017							0.0084	0.0009 (J)	
5/25/2017	0.0015 (J)	0.0008 (J)				0.0013 (J)			
5/30/2017									
6/2/2017							0.008	0.0015 (J)	
7/7/2017	0.001 (J)					<0.005			
7/10/2017		0.0008 (J)							
7/12/2017							0.0063		
7/13/2017								0.0006 (J)	
7/14/2017									
3/26/2018	0.0019 (J)	0.00066 (J)							
3/27/2018							0.0064		
3/28/2018								0.0015 (J)	
6/12/2018	0.0013 (J)	0.00059 (J)							
6/14/2018							0.0075	0.00096 (J)	
10/16/2018	0.00075 (J)	<0.005				0.00095 (J)			
10/17/2018								<0.005	
10/18/2018							0.0056		
2/25/2019	<0.005								
2/27/2019		0.0011 (J)							
2/28/2019							0.0058	<0.005	
4/1/2019	0.00049 (J)	0.00019 (J)						0.00028 (J)	
4/2/2019						0.00032 (J)	0.0057		
4/3/2019			0.002 (J)						
9/23/2019	0.00095 (J)	0.00053 (J)				0.0012 (J)			
9/25/2019							0.0058	0.00085 (J)	
9/26/2019									
9/27/2019			0.0023 (J)						
2/18/2020	0.002 (J)					0.0019 (J)			
2/19/2020		0.0012 (J)							

Time Series

Constituent: Arsenic (mg/L) Analysis Run 11/18/2022 2:56 AM View: Constituents View

Plant Bowen Client: Southern Company Data: Bowen AP-1

	BGWA-2 (bg)	BGWA-29 (bg)	BGWA-33 (bg)	BGWA-47D (bg)	BGWA-48D (bg)	BGWA-6	BGWC-10	BGWC-12	BGWC-14A
2/20/2020							0.0067		
2/21/2020			0.0015 (J)						
2/24/2020								0.00039 (J)	
3/18/2020	<0.005	<0.005							
3/19/2020						<0.005		0.00036 (J)	
3/20/2020			0.0024 (J)						
3/23/2020							0.0049 (J)		
5/22/2020				0.00059 (J)					0.001 (J)
5/25/2020					0.0025 (J)				
6/23/2020				<0.005	0.01				<0.005
7/28/2020				0.00081 (J)	0.0039 (J)				0.0011 (J)
9/2/2020				<0.005					<0.005
9/3/2020					0.0018 (J)				
9/23/2020	<0.005	<0.005				<0.005			
9/24/2020							0.006		
9/25/2020			0.0017 (J)					<0.005	
10/1/2020				<0.005	0.0014 (J)				<0.005
11/10/2020				<0.005	<0.005				<0.005
12/15/2020				<0.005	<0.005				<0.005
1/20/2021				<0.005	<0.005				<0.005
2/16/2021	<0.005	<0.005							
2/17/2021				<0.005	<0.005				
2/18/2021						0.0011 (J)	0.0054		<0.005
2/19/2021			<0.005					0.0011 (J)	
3/23/2021		<0.005							
3/24/2021								0.002 (J)	0.002 (J)
3/25/2021				0.0014 (J)	0.0042 (J)				
3/26/2021	<0.005								
3/30/2021							0.0053		
3/31/2021						<0.005			
4/1/2021			0.0013 (J)						
8/16/2021	<0.005	<0.005		0.0012 (J)	0.0079	<0.005			
8/18/2021							0.0083	0.0039 (J)	0.0034 (J)
8/25/2021			0.0018 (J)						
2/9/2022	<0.005			<0.005	0.0057	<0.005			<0.005
2/10/2022		<0.005							
2/11/2022							0.0094	<0.005	
2/16/2022			<0.005						
7/26/2022	<0.005	<0.005		<0.005	<0.005	<0.005			<0.005
7/27/2022								0.0028 (J)	
7/28/2022							0.005		
8/3/2022			0.0043 (J)						

Time Series

Constituent: Arsenic (mg/L) Analysis Run 11/18/2022 2:56 AM View: Constituents View

Plant Bowen Client: Southern Company Data: Bowen AP-1

	BGWC-16
6/6/2016	
6/7/2016	<0.005
8/9/2016	
8/10/2016	
8/11/2016	<0.005
8/12/2016	
8/16/2016	
8/22/2016	
10/3/2016	
10/4/2016	
10/6/2016	
10/7/2016	<0.005
11/29/2016	
12/1/2016	
12/5/2016	
12/6/2016	<0.005
1/10/2017	
2/13/2017	
2/14/2017	
2/15/2017	
2/16/2017	<0.005
4/13/2017	
4/14/2017	
4/18/2017	0.0007 (J)
5/25/2017	
5/30/2017	0.0008 (J)
6/2/2017	
7/7/2017	
7/10/2017	
7/12/2017	
7/13/2017	
7/14/2017	0.0008 (J)
3/26/2018	
3/27/2018	0.0014 (J)
3/28/2018	
6/12/2018	0.00073 (J)
6/14/2018	
10/16/2018	
10/17/2018	
10/18/2018	<0.005
2/25/2019	<0.005
2/27/2019	
2/28/2019	
4/1/2019	
4/2/2019	0.0003 (J)
4/3/2019	
9/23/2019	
9/25/2019	
9/26/2019	0.00074 (J)
9/27/2019	
2/18/2020	
2/19/2020	

Time Series

Constituent: Arsenic (mg/L) Analysis Run 11/18/2022 2:56 AM View: Constituents View

Plant Bowen Client: Southern Company Data: Bowen AP-1

	BGWC-16
2/20/2020	0.00042 (J)
2/21/2020	
2/24/2020	
3/18/2020	
3/19/2020	<0.005
3/20/2020	
3/23/2020	
5/22/2020	
5/25/2020	
6/23/2020	
7/28/2020	
9/2/2020	
9/3/2020	
9/23/2020	
9/24/2020	<0.005
9/25/2020	
10/1/2020	
11/10/2020	
12/15/2020	
1/20/2021	
2/16/2021	
2/17/2021	
2/18/2021	<0.005
2/19/2021	
3/23/2021	
3/24/2021	0.0013 (J)
3/25/2021	
3/26/2021	
3/30/2021	
3/31/2021	
4/1/2021	
8/16/2021	
8/18/2021	<0.005
8/25/2021	
2/9/2022	
2/10/2022	
2/11/2022	<0.005
2/16/2022	
7/26/2022	
7/27/2022	<0.005
7/28/2022	
8/3/2022	

Time Series

Constituent: Arsenic (mg/L) Analysis Run 11/18/2022 2:56 AM View: Constituents View

Plant Bowen Client: Southern Company Data: Bowen AP-1

	BGWC-17	BGWC-18	BGWC-19	BGWC-20	BGWC-21	BGWC-22	BGWC-23	BGWC-24	BGWC-25
6/7/2016	<0.005								
6/8/2016		<0.005	0.00046 (J)	0.0011 (J)	0.0015	0.0012 (J)			0.0037
6/9/2016							0.0012 (J)	0.0016	
8/11/2016	<0.005								
8/12/2016		<0.005	0.0008 (J)	0.0017 (J)					
8/15/2016									0.003 (J)
8/18/2016					<0.005	0.0022 (J)	0.003 (J)	0.0054	
10/7/2016	<0.005	<0.005	<0.005						
10/10/2016				<0.005	<0.005	0.002 (J)	0.0021 (J)	0.0079	0.0026 (J)
12/6/2016	<0.005	<0.005							
12/7/2016			<0.005	<0.005			0.0023 (J)	0.0121	
12/8/2016					<0.005	<0.005			<0.005
1/23/2017									
2/7/2017									
2/16/2017	<0.005	<0.005	<0.005						
2/17/2017				<0.005	<0.005	0.0023 (J)			
2/20/2017							0.0025 (J)	0.0063	0.0029 (J)
3/27/2017									
4/17/2017									
4/19/2017	0.0012 (J)	0.0013 (J)	0.0015 (J)	0.002 (J)	0.002 (J)		0.0032 (J)	0.0051	
4/20/2017						0.0028 (J)			0.0024 (J)
5/22/2017									
5/30/2017	0.0006 (J)								
6/1/2017		0.0005 (J)	0.0008 (J)	0.0017 (J)	0.0011 (J)				0.0025 (J)
6/5/2017						0.0035 (J)	0.0043 (J)	0.0072	
7/11/2017									
7/14/2017	<0.005	<0.005	0.0006 (J)						
7/17/2017							0.0017 (J)	0.0031 (J)	0.0021 (J)
7/18/2017				0.0018 (J)	0.0015 (J)				
7/19/2017						0.0028 (J)			
8/23/2017									
3/26/2018									
3/27/2018	0.00076 (J)	0.00066 (J)	0.00082 (J)						
3/28/2018				0.0018 (J)	0.0012 (J)				0.0019 (J)
3/29/2018						0.0037 (J)	0.0028 (J)	0.0075 (J)	
6/13/2018				0.0015 (J)			0.0019 (J)	0.0045 (J)	
6/14/2018	<0.005	<0.005			0.00087 (J)	0.0027 (J)			0.0022 (J)
6/15/2018			0.00074 (J)						
10/17/2018	<0.005								
10/18/2018		<0.005							
10/19/2018			<0.005		0.00059 (J)				
10/22/2018				<0.005		0.0016 (J)	0.0015 (J)	0.0027 (J)	0.0026 (J)
2/27/2019	0.001 (J)	0.00083 (J)		0.0014 (J)					
3/1/2019			<0.005			0.0011 (J)	0.0023 (J)	0.0032 (J)	0.0022 (J)
4/2/2019	0.00024 (J)	0.00015 (J)							
4/3/2019			0.00017 (J)	0.00027 (J)	0.00038 (J)	0.0021 (J)	0.00093 (J)	0.0019 (J)	
4/4/2019									0.0016 (J)
9/26/2019	0.0008 (J)	0.00046 (J)	0.00067 (J)	0.00087 (J)					
9/27/2019						0.0013 (J)	0.00096 (J)		
9/30/2019					<0.005			0.0027 (J)	0.002 (J)
2/24/2020	<0.005	<0.005	<0.005	0.00057 (J)					
2/25/2020						0.0014 (J)	0.0012 (J)		

Time Series

Constituent: Arsenic (mg/L) Analysis Run 11/18/2022 2:56 AM View: Constituents View

Plant Bowen Client: Southern Company Data: Bowen AP-1

	BGWC-17	BGWC-18	BGWC-19	BGWC-20	BGWC-21	BGWC-22	BGWC-23	BGWC-24	BGWC-25
2/26/2020					0.00047 (J)			0.0013 (J)	0.0018 (J)
3/19/2020	<0.005								
3/20/2020		<0.005	<0.005		<0.005	0.0015 (J)			
3/23/2020				<0.005			0.0027 (J)		
3/24/2020									0.0013 (J)
3/25/2020								<0.005	
9/24/2020	<0.005	<0.005			<0.005	0.0019 (J)	0.001 (J)		
9/25/2020								0.0023 (J)	
9/28/2020			<0.005	<0.005					0.0028 (J)
2/18/2021	<0.005	<0.005	<0.005	0.0016 (J)					
2/19/2021					0.00079 (J)	0.0039 (J)	0.0049 (J)	0.0054	
2/23/2021									0.004 (J)
3/8/2021									
3/24/2021	0.0017 (J)	0.0014 (J)							
3/25/2021									
3/26/2021			<0.005				<0.005	<0.005	0.0025 (J)
3/29/2021				<0.005	<0.005	<0.005			
8/19/2021	0.0014 (J)	0.002 (J)							0.0019 (J)
8/20/2021			<0.005	<0.005	<0.005				
8/23/2021						0.0036 (J)	0.0043 (J)	0.0032 (J)	
2/11/2022	<0.005								
2/14/2022							0.0065		
2/15/2022						0.007		0.0073	
2/16/2022		<0.005	0.0022 (J)	0.0031 (J)	0.002 (J)				0.0055
7/27/2022	<0.005	<0.005	<0.005	<0.005					0.0027 (J)
7/28/2022					<0.005				
8/1/2022							0.0085		
8/2/2022						0.0033 (J)		<0.005	
10/21/2022								0.003 (JR)	

Time Series

Constituent: Arsenic (mg/L) Analysis Run 11/18/2022 2:56 AM View: Constituents View

Plant Bowen Client: Southern Company Data: Bowen AP-1

	BGWC-30
6/7/2016	
6/8/2016	
6/9/2016	
8/11/2016	
8/12/2016	
8/15/2016	
8/18/2016	
10/7/2016	
10/10/2016	
12/6/2016	
12/7/2016	
12/8/2016	
1/23/2017	<0.005
2/7/2017	<0.005
2/16/2017	
2/17/2017	
2/20/2017	
3/27/2017	0.0019 (J)
4/17/2017	0.0017 (J)
4/19/2017	
4/20/2017	
5/22/2017	0.0034 (J)
5/30/2017	
6/1/2017	
6/5/2017	0.0039 (J)
7/11/2017	0.0016 (J)
7/14/2017	
7/17/2017	
7/18/2017	
7/19/2017	
8/23/2017	0.001 (J)
3/26/2018	0.0015 (J)
3/27/2018	
3/28/2018	
3/29/2018	
6/13/2018	
6/14/2018	
6/15/2018	0.00089 (J)
10/17/2018	
10/18/2018	
10/19/2018	
10/22/2018	0.00064 (J)
2/27/2019	
3/1/2019	<0.005
4/2/2019	0.00024 (J)
4/3/2019	
4/4/2019	
9/26/2019	
9/27/2019	0.00042 (J)
9/30/2019	
2/24/2020	
2/25/2020	

Time Series

Constituent: Arsenic (mg/L) Analysis Run 11/18/2022 2:56 AM View: Constituents View

Plant Bowen Client: Southern Company Data: Bowen AP-1

	BGWC-30
2/26/2020	0.00053 (J)
3/19/2020	
3/20/2020	
3/23/2020	<0.005
3/24/2020	
3/25/2020	
9/24/2020	
9/25/2020	<0.005
9/28/2020	
2/18/2021	
2/19/2021	
2/23/2021	
3/8/2021	<0.005
3/24/2021	
3/25/2021	0.0015 (J)
3/26/2021	
3/29/2021	
8/19/2021	<0.005
8/20/2021	
8/23/2021	
2/11/2022	
2/14/2022	<0.005
2/15/2022	
2/16/2022	
7/27/2022	
7/28/2022	
8/1/2022	0.0034 (J)
8/2/2022	
10/21/2022	

Time Series

Constituent: Arsenic (mg/L) Analysis Run 11/18/2022 2:56 AM View: Constituents View

Plant Bowen Client: Southern Company Data: Bowen AP-1

	BGWC-31	BGWC-32	BGWC-34D	BGWC-35D	BGWC-36D	BGWC-37D	BGWC-38D	BGWC-39	BGWC-40
10/17/2018					0.00082 (J)				
10/18/2018	0.0034 (J)								
10/19/2018			0.013						
10/22/2018		0.00076 (J)		0.0019 (J)					
1/14/2019			0.017						
3/4/2019			0.02						
4/2/2019					0.00039 (J)				
4/4/2019	0.0036 (J)		0.015	0.0018 (J)					
4/5/2019		0.00093 (J)							
9/24/2019	0.0055		0.016						
9/26/2019		0.0018 (J)		0.0035 (J)					
9/27/2019					0.00064 (J)				
2/25/2020				0.0013 (J)		0.04			
2/26/2020	0.0037 (J)				<0.005				
2/27/2020		0.00081 (J)	0.017				0.0021 (J)	0.00055 (J)	
2/28/2020									0.00062 (J)
3/23/2020	0.0054				<0.005				
3/24/2020		0.0017 (J)	0.02			0.028	0.0054	<0.005	
3/25/2020				0.00046 (J)					0.00051 (J)
9/2/2020							0.0012 (J)		
9/25/2020		0.00093 (J)		0.0021 (J)		0.033			
9/28/2020	0.0044 (J)		0.018		<0.005				
9/29/2020								<0.005	<0.005
2/19/2021			0.015						
2/22/2021	0.0049 (J)			0.0034 (J)		0.019		0.0026 (J)	0.0024 (J)
2/23/2021		0.0032 (J)							
3/8/2021					0.00096 (J)				
3/9/2021							0.0021 (J)		
3/25/2021					0.0021 (J)				
3/26/2021				0.002 (J)		0.013			
3/29/2021	0.0038 (J)						0.0019 (J)		
3/30/2021		<0.005	0.016						<0.005
3/31/2021								<0.005	
8/19/2021							<0.005		
8/20/2021	0.0054			0.0021 (J)		0.014			
8/23/2021					0.0018 (J)				
8/24/2021			0.017					0.0028 (J)	0.0021 (J)
8/25/2021		0.0029 (J)							
2/14/2022					<0.005		0.0036 (J)		
2/15/2022									
2/16/2022	0.007	0.0041 (J)	0.02					0.0052	0.0032 (J)
2/17/2022				0.0065		0.011			
7/28/2022	0.0051		0.015	<0.005		0.013			<0.005
7/29/2022		<0.005			<0.005				
8/2/2022							0.0025 (J)	0.0055	

Time Series

Constituent: Arsenic (mg/L) Analysis Run 11/18/2022 2:56 AM View: Constituents View

Plant Bowen Client: Southern Company Data: Bowen AP-1

	BGWC-41D
10/17/2018	
10/18/2018	
10/19/2018	
10/22/2018	
1/14/2019	
3/4/2019	
4/2/2019	
4/4/2019	
4/5/2019	
9/24/2019	
9/26/2019	
9/27/2019	
2/25/2020	
2/26/2020	
2/27/2020	
2/28/2020	
3/23/2020	
3/24/2020	
3/25/2020	
9/2/2020	0.00092 (J)
9/25/2020	
9/28/2020	
9/29/2020	
2/19/2021	
2/22/2021	0.0033 (J)
2/23/2021	
3/8/2021	
3/9/2021	
3/25/2021	
3/26/2021	
3/29/2021	
3/30/2021	
3/31/2021	0.0017 (J)
8/19/2021	
8/20/2021	
8/23/2021	
8/24/2021	0.0027 (J)
8/25/2021	
2/14/2022	
2/15/2022	0.0062
2/16/2022	
2/17/2022	
7/28/2022	
7/29/2022	0.0034 (J)
8/2/2022	

Time Series

Constituent: Arsenic (mg/L) Analysis Run 11/18/2022 2:56 AM View: Constituents View

Plant Bowen Client: Southern Company Data: Bowen AP-1

	BGWC-42D	BGWC-43D	BGWC-44D	BGWC-49D	BGWC-50D	BGWC-51	BGWC-52	BGWC-7	BGWC-8
6/6/2016									
6/7/2016									0.00018 (J)
6/8/2016								0.0024	
8/10/2016									<0.005
8/11/2016								0.0024 (J)	
10/4/2016									<0.005
10/5/2016									
10/6/2016								<0.005	
12/2/2016									<0.005
12/5/2016									
12/6/2016								<0.005	
2/14/2017									<0.005
2/15/2017								0.003 (J)	
4/14/2017									0.0007 (J)
4/17/2017									
4/18/2017								0.0029 (J)	
5/26/2017									0.0008 (J)
6/2/2017								0.0031 (J)	
7/10/2017									0.0011 (J)
7/11/2017									
7/14/2017								0.0017 (J)	
3/26/2018									0.0009 (J)
3/27/2018								0.0028 (J)	
6/12/2018									0.00065 (J)
6/13/2018								0.0023 (J)	
10/16/2018									0.00064 (J)
10/17/2018									
10/18/2018								0.0015 (J)	
2/25/2019									<0.005
2/28/2019								0.0011 (J)	
4/1/2019									0.00041 (J)
4/2/2019								0.0016 (J)	
9/24/2019								0.0031 (J)	0.00047 (J)
2/19/2020									0.0011 (J)
2/20/2020									
2/21/2020								0.0018 (J)	
3/18/2020									0.00042 (J)
3/19/2020								0.0018 (J)	
9/3/2020	0.0023 (J)	0.00099 (J)	0.0033 (J)						
9/23/2020									<0.005
9/24/2020									
9/25/2020								0.0025 (J)	
1/28/2021						0.0012 (J)	0.00099 (J)		
2/16/2021									<0.005
2/17/2021									
2/18/2021			0.0078					0.0026 (J)	
2/22/2021	0.0068								
2/23/2021						0.0048 (J)	0.0028 (J)		
3/8/2021		0.0013 (J)							
3/24/2021									0.0012 (J)
3/29/2021		0.001 (J)							
3/30/2021						0.0065 (J)	0.001 (J)	0.0017 (J)	

Time Series

Constituent: Arsenic (mg/L) Analysis Run 11/18/2022 2:56 AM View: Constituents View

Plant Bowen Client: Southern Company Data: Bowen AP-1

	BGWC-42D	BGWC-43D	BGWC-44D	BGWC-49D	BGWC-50D	BGWC-51	BGWC-52	BGWC-7	BGWC-8
3/31/2021			0.0043 (J)						
4/1/2021	0.002 (J)								
4/19/2021				0.0023 (J)	0.0032 (J)				
8/18/2021			0.0019 (J)		0.0018 (J)				0.0014 (J)
8/19/2021								0.0045 (J)	
8/20/2021	0.0064								
8/23/2021		0.0022 (J)				0.0033 (J)	0.002 (J)		
8/24/2021				0.003 (J)					
2/9/2022			0.0062		0.0023 (J)				
2/10/2022									<0.005
2/11/2022								0.0022 (J)	
2/14/2022						<0.005	<0.005		
2/15/2022		0.0048 (J)							
2/17/2022	0.009			0.0057					
7/26/2022			0.0041 (J)		0.0035 (J)				<0.005
7/28/2022	0.0033 (J)						<0.005	0.0024 (J)	
8/1/2022		0.0045 (J)		0.0076		<0.005			

Time Series

Constituent: Arsenic (mg/L) Analysis Run 11/18/2022 2:56 AM View: Constituents View

Plant Bowen Client: Southern Company Data: Bowen AP-1

	BGWC-9
6/6/2016	0.0022
6/7/2016	
6/8/2016	
8/10/2016	
8/11/2016	0.0028 (J)
10/4/2016	
10/5/2016	0.002 (J)
10/6/2016	
12/2/2016	
12/5/2016	<0.005
12/6/2016	
2/14/2017	
2/15/2017	0.0033 (J)
4/14/2017	
4/17/2017	0.0028 (J)
4/18/2017	
5/26/2017	0.0035 (J)
6/2/2017	
7/10/2017	
7/11/2017	0.0033 (J)
7/14/2017	
3/26/2018	
3/27/2018	0.0021 (J)
6/12/2018	0.0015 (J)
6/13/2018	
10/16/2018	
10/17/2018	0.0035 (J)
10/18/2018	
2/25/2019	
2/28/2019	
4/1/2019	0.0026 (J)
4/2/2019	
9/24/2019	0.0033 (J)
2/19/2020	
2/20/2020	0.0019 (J)
2/21/2020	
3/18/2020	
3/19/2020	0.0014 (J)
9/3/2020	
9/23/2020	
9/24/2020	0.0021 (J)
9/25/2020	
1/28/2021	
2/16/2021	
2/17/2021	0.0019 (J)
2/18/2021	
2/22/2021	
2/23/2021	
3/8/2021	
3/24/2021	0.0025 (J)
3/29/2021	
3/30/2021	

Time Series

Constituent: Arsenic (mg/L) Analysis Run 11/18/2022 2:56 AM View: Constituents View

Plant Bowen Client: Southern Company Data: Bowen AP-1

	BGWC-9
3/31/2021	
4/1/2021	
4/19/2021	
8/18/2021	0.0025 (J)
8/19/2021	
8/20/2021	
8/23/2021	
8/24/2021	
2/9/2022	
2/10/2022	0.0018 (J)
2/11/2022	
2/14/2022	
2/15/2022	
2/17/2022	
7/26/2022	<0.005
7/28/2022	
8/1/2022	

Time Series

Constituent: Barium (mg/L) Analysis Run 11/18/2022 2:56 AM View: Constituents View

Plant Bowen Client: Southern Company Data: Bowen AP-1

	BGWA-2 (bg)	BGWA-29 (bg)	BGWA-33 (bg)	BGWA-47D (bg)	BGWA-48D (bg)	BGWA-6	BGWC-10	BGWC-12	BGWC-14A
6/6/2016	0.2					0.015			
6/7/2016							0.091	0.027	
8/9/2016	0.188								
8/10/2016						0.0142			
8/11/2016									
8/12/2016								0.026	
8/16/2016							0.0667		
8/22/2016		0.0094 (J)							
10/3/2016	0.191								
10/4/2016		0.0188				0.0137			
10/6/2016								0.0308	
10/7/2016							0.0631		
11/29/2016	0.201								
12/1/2016		0.0334				0.0144			
12/5/2016								0.0258	
12/6/2016							0.0659		
1/10/2017		0.0306							
2/13/2017	0.218								
2/14/2017		0.0247				0.0114			
2/15/2017								0.029	
2/16/2017							0.0621		
4/13/2017	0.19					0.0115			
4/14/2017		0.0231							
4/18/2017							0.0545	0.0294	
5/25/2017	0.193	0.0235				0.0122			
5/30/2017									
6/2/2017							0.0555	0.0354	
7/7/2017	0.148					0.012			
7/10/2017		0.0207							
7/12/2017							0.0572		
7/13/2017								0.0329	
7/14/2017									
3/26/2018	0.17	0.016							
3/27/2018							0.051		
3/28/2018								0.034	
6/12/2018	0.18	0.018							
6/14/2018							0.053	0.032	
10/16/2018	0.17	0.016				0.011			
10/17/2018								0.033	
10/18/2018							0.053		
2/25/2019	0.16								
2/27/2019		0.013							
2/28/2019							0.053	0.033	
4/1/2019	0.16	0.014						0.023	
4/2/2019						0.011	0.045		
4/3/2019			0.025						
9/23/2019	0.21	0.016				0.012			
9/25/2019							0.047	0.035	
9/26/2019									
9/27/2019			0.035						
2/18/2020	0.15					0.012			
2/19/2020		0.013							

Time Series

Constituent: Barium (mg/L) Analysis Run 11/18/2022 2:56 AM View: Constituents View

Plant Bowen Client: Southern Company Data: Bowen AP-1

	BGWA-2 (bg)	BGWA-29 (bg)	BGWA-33 (bg)	BGWA-47D (bg)	BGWA-48D (bg)	BGWA-6	BGWC-10	BGWC-12	BGWC-14A
2/20/2020							0.049		
2/21/2020			0.03						
2/24/2020								0.033	
3/18/2020	0.14	0.013							
3/19/2020						0.013		0.034	
3/20/2020			0.033						
3/23/2020							0.042		
5/22/2020				0.046					0.036
5/25/2020					0.12				
6/23/2020				0.065	0.067				0.029
7/28/2020				0.081	0.098				0.049
9/2/2020				0.058					0.04
9/3/2020					0.067				
9/23/2020	0.14	0.014				0.01			
9/24/2020							0.041		
9/25/2020			0.028					0.038	
10/1/2020				0.058	0.073				0.039
11/10/2020				0.057	0.071				0.037
12/15/2020				0.059	0.073				0.042
1/20/2021				0.058	0.071				0.042
2/16/2021	0.15	0.013							
2/17/2021				0.06	0.064				
2/18/2021						0.012	0.039		0.036
2/19/2021			0.03					0.043	
3/23/2021		0.013							
3/24/2021								0.039	0.032
3/25/2021				0.057	0.091				
3/26/2021	0.14								
3/30/2021							0.041		
3/31/2021						0.052			
4/1/2021			0.035						
8/16/2021	0.13	0.017		0.06	0.074	0.044			
8/18/2021							0.036	0.042	0.04
8/25/2021			0.029						
2/9/2022	0.12			0.057	0.054	0.043			0.022
2/10/2022		0.011							
2/11/2022							0.044	0.043	
2/16/2022			0.031						
7/26/2022	0.12	0.013		0.056	0.025	0.016			0.038
7/27/2022								0.045	
7/28/2022							0.042		
8/3/2022			0.061						

Time Series

Constituent: Barium (mg/L) Analysis Run 11/18/2022 2:56 AM View: Constituents View

Plant Bowen Client: Southern Company Data: Bowen AP-1

	BGWC-16
6/6/2016	
6/7/2016	0.027
8/9/2016	
8/10/2016	
8/11/2016	0.0292
8/12/2016	
8/16/2016	
8/22/2016	
10/3/2016	
10/4/2016	
10/6/2016	
10/7/2016	0.0295
11/29/2016	
12/1/2016	
12/5/2016	
12/6/2016	0.0367
1/10/2017	
2/13/2017	
2/14/2017	
2/15/2017	
2/16/2017	0.0315
4/13/2017	
4/14/2017	
4/18/2017	0.0272
5/25/2017	
5/30/2017	0.0316
6/2/2017	
7/7/2017	
7/10/2017	
7/12/2017	
7/13/2017	
7/14/2017	0.029
3/26/2018	
3/27/2018	0.027
3/28/2018	
6/12/2018	0.029
6/14/2018	
10/16/2018	
10/17/2018	
10/18/2018	0.026
2/25/2019	0.028
2/27/2019	
2/28/2019	
4/1/2019	
4/2/2019	0.025
4/3/2019	
9/23/2019	
9/25/2019	
9/26/2019	0.031
9/27/2019	
2/18/2020	
2/19/2020	

Time Series

Constituent: Barium (mg/L) Analysis Run 11/18/2022 2:56 AM View: Constituents View

Plant Bowen Client: Southern Company Data: Bowen AP-1

	BGWC-16
2/20/2020	0.026
2/21/2020	
2/24/2020	
3/18/2020	
3/19/2020	0.027
3/20/2020	
3/23/2020	
5/22/2020	
5/25/2020	
6/23/2020	
7/28/2020	
9/2/2020	
9/3/2020	
9/23/2020	
9/24/2020	0.028
9/25/2020	
10/1/2020	
11/10/2020	
12/15/2020	
1/20/2021	
2/16/2021	
2/17/2021	
2/18/2021	0.028
2/19/2021	
3/23/2021	
3/24/2021	0.028
3/25/2021	
3/26/2021	
3/30/2021	
3/31/2021	
4/1/2021	
8/16/2021	
8/18/2021	0.027
8/25/2021	
2/9/2022	
2/10/2022	
2/11/2022	0.03
2/16/2022	
7/26/2022	
7/27/2022	0.033
7/28/2022	
8/3/2022	

Time Series

Constituent: Barium (mg/L) Analysis Run 11/18/2022 2:56 AM View: Constituents View

Plant Bowen Client: Southern Company Data: Bowen AP-1

	BGWC-17	BGWC-18	BGWC-19	BGWC-20	BGWC-21	BGWC-22	BGWC-23	BGWC-24	BGWC-25
6/7/2016	0.017								
6/8/2016		0.039	0.036	0.036	0.054	0.092			0.038
6/9/2016							0.11	0.14	
8/11/2016	0.0152								
8/12/2016		0.031	0.0412	0.0283					
8/15/2016									0.0321
8/18/2016					0.0479	0.0953	0.0893	0.113	
10/7/2016	0.0225	0.0427	0.0427						
10/10/2016				0.0288	0.0433	0.0954	0.0839	0.0888	0.0283
12/6/2016	0.0171	0.0398							
12/7/2016			0.0338	0.0279			0.0912	0.0289	
12/8/2016					0.0474	0.0991			0.0294
1/23/2017									
2/7/2017									
2/16/2017	0.0187	0.0309	0.0407						
2/17/2017				0.0316	0.0483	0.0927			
2/20/2017							0.0813	0.0999	0.0275
3/27/2017									
4/17/2017									
4/19/2017	0.0183	0.0325	0.042	0.0367	0.0486		0.087	0.114	
4/20/2017						0.086			0.0279
5/22/2017									
5/30/2017	0.0179								
6/1/2017		0.0331	0.0341	0.0361	0.0468				0.0313
6/5/2017						0.0875	0.084	0.135	
7/11/2017									
7/14/2017	0.0191	0.0349	0.0405						
7/17/2017							0.0809	0.134	0.0251
7/18/2017				0.0346	0.0494				
7/19/2017						0.0877			
8/23/2017									
3/26/2018									
3/27/2018	0.015	0.027	0.029						
3/28/2018				0.03	0.043				0.018
3/29/2018						0.088	0.085	0.08	
6/13/2018				0.031			0.091	0.1	
6/14/2018	0.016	0.032			0.042	0.093			0.019
6/15/2018			0.032						
10/17/2018	0.015								
10/18/2018		0.033							
10/19/2018			0.037		0.038				
10/22/2018				0.03		0.088	0.087	0.1	0.018
2/27/2019	0.014	0.027		0.032					
3/1/2019			0.028			0.087	0.097	0.12	0.021
4/2/2019	0.015	0.028							
4/3/2019			0.033	0.029	0.033	0.082	0.087	0.095	
4/4/2019									0.016
9/26/2019	0.023	0.042	0.049	0.032					
9/27/2019						0.095	0.11		
9/30/2019					0.036			0.098	0.016
2/24/2020	0.014	0.028	0.024	0.033					
2/25/2020						0.062	0.12		

Time Series

Constituent: Barium (mg/L) Analysis Run 11/18/2022 2:56 AM View: Constituents View

Plant Bowen Client: Southern Company Data: Bowen AP-1

	BGWC-17	BGWC-18	BGWC-19	BGWC-20	BGWC-21	BGWC-22	BGWC-23	BGWC-24	BGWC-25
2/26/2020					0.024			0.1	0.015
3/19/2020	0.017								
3/20/2020		0.031	0.034		0.03	0.075			
3/23/2020				0.032			0.11		
3/24/2020									0.015
3/25/2020								0.096	
9/24/2020	0.022	0.031			0.031	0.093	0.12		
9/25/2020								0.088	
9/28/2020			0.03	0.032					0.016
2/18/2021	0.017	0.034	0.026	0.039					
2/19/2021					0.03	0.086	0.12	0.081	
2/23/2021									0.019
3/8/2021									
3/24/2021	0.018	0.031							
3/25/2021									
3/26/2021			0.028				0.12	0.075	0.018
3/29/2021				0.033	0.025	0.079			
8/19/2021	0.015	0.029							0.019
8/20/2021			0.035	0.034	0.024				
8/23/2021						0.073	0.11	0.077	
2/11/2022	0.015								
2/14/2022							0.11		
2/15/2022						0.074		0.077	
2/16/2022		0.032	0.036	0.035	0.028				0.019
7/27/2022	0.015	0.029	0.039	0.032					0.016
7/28/2022					0.025				
8/1/2022							0.099		
8/2/2022						0.074		0.022	
10/21/2022								0.057 (R)	

Time Series

Constituent: Barium (mg/L) Analysis Run 11/18/2022 2:56 AM View: Constituents View

Plant Bowen Client: Southern Company Data: Bowen AP-1

	BGWC-30
6/7/2016	
6/8/2016	
6/9/2016	
8/11/2016	
8/12/2016	
8/15/2016	
8/18/2016	
10/7/2016	
10/10/2016	
12/6/2016	
12/7/2016	
12/8/2016	
1/23/2017	0.237
2/7/2017	0.191
2/16/2017	
2/17/2017	
2/20/2017	
3/27/2017	0.197
4/17/2017	0.192
4/19/2017	
4/20/2017	
5/22/2017	0.197
5/30/2017	
6/1/2017	
6/5/2017	0.201
7/11/2017	0.179
7/14/2017	
7/17/2017	
7/18/2017	
7/19/2017	
8/23/2017	0.15
3/26/2018	0.1
3/27/2018	
3/28/2018	
3/29/2018	
6/13/2018	
6/14/2018	
6/15/2018	0.087
10/17/2018	
10/18/2018	
10/19/2018	
10/22/2018	0.1
2/27/2019	
3/1/2019	0.078
4/2/2019	0.075
4/3/2019	
4/4/2019	
9/26/2019	
9/27/2019	0.08
9/30/2019	
2/24/2020	
2/25/2020	

Time Series

Constituent: Barium (mg/L) Analysis Run 11/18/2022 2:56 AM View: Constituents View

Plant Bowen Client: Southern Company Data: Bowen AP-1

	BGWC-30
2/26/2020	0.062
3/19/2020	
3/20/2020	
3/23/2020	0.075
3/24/2020	
3/25/2020	
9/24/2020	
9/25/2020	0.07
9/28/2020	
2/18/2021	
2/19/2021	
2/23/2021	
3/8/2021	0.074
3/24/2021	
3/25/2021	0.06
3/26/2021	
3/29/2021	
8/19/2021	0.094
8/20/2021	
8/23/2021	
2/11/2022	
2/14/2022	0.072
2/15/2022	
2/16/2022	
7/27/2022	
7/28/2022	
8/1/2022	0.061
8/2/2022	
10/21/2022	

Time Series

Constituent: Barium (mg/L) Analysis Run 11/18/2022 2:56 AM View: Constituents View

Plant Bowen Client: Southern Company Data: Bowen AP-1

	BGWC-31	BGWC-32	BGWC-34D	BGWC-35D	BGWC-36D	BGWC-37D	BGWC-38D	BGWC-39	BGWC-40
10/17/2018					0.11				
10/18/2018	0.055								
10/19/2018			0.038						
10/22/2018		0.096		0.065					
4/2/2019					0.074				
4/4/2019	0.032		0.031	0.071					
4/5/2019		0.085							
9/24/2019	0.038		0.036						
9/26/2019		0.12		0.085					
9/27/2019					0.084				
2/25/2020				0.099		0.12			
2/26/2020	0.033				0.064				
2/27/2020		0.092	0.036				0.24	0.06	
2/28/2020									0.045
3/23/2020	0.038				0.062				
3/24/2020		0.094	0.043			0.1	0.17	0.04	
3/25/2020				0.12					0.048
9/2/2020							0.19		
9/25/2020		0.14		0.11		0.1			
9/28/2020	0.038		0.042		0.067				
9/29/2020								0.096	0.047
2/19/2021			0.053						
2/22/2021	0.041			0.091		0.09		0.054	0.061
2/23/2021		0.13							
3/8/2021					0.073				
3/9/2021							0.096		
3/25/2021					0.073				
3/26/2021				0.07		0.089			
3/29/2021	0.039						0.082		
3/30/2021		0.13	0.048						0.06
3/31/2021								0.06	
8/19/2021							0.14		
8/20/2021	0.041			0.069		0.09			
8/23/2021					0.066				
8/24/2021			0.048					0.065	0.053
8/25/2021		0.099							
2/14/2022					0.064		0.15		
2/15/2022									
2/16/2022	0.042	0.096	0.052					0.067	0.055
2/17/2022				0.071		0.087			
7/28/2022	0.039		0.051	0.06		0.094			0.047
7/29/2022		0.09			0.062				
8/2/2022							0.12	0.07	

Time Series

Constituent: Barium (mg/L) Analysis Run 11/18/2022 2:56 AM View: Constituents View

Plant Bowen Client: Southern Company Data: Bowen AP-1

	BGWC-41D
10/17/2018	
10/18/2018	
10/19/2018	
10/22/2018	
4/2/2019	
4/4/2019	
4/5/2019	
9/24/2019	
9/26/2019	
9/27/2019	
2/25/2020	
2/26/2020	
2/27/2020	
2/28/2020	
3/23/2020	
3/24/2020	
3/25/2020	
9/2/2020	0.046
9/25/2020	
9/28/2020	
9/29/2020	
2/19/2021	
2/22/2021	0.053
2/23/2021	
3/8/2021	
3/9/2021	
3/25/2021	
3/26/2021	
3/29/2021	
3/30/2021	
3/31/2021	0.058
8/19/2021	
8/20/2021	
8/23/2021	
8/24/2021	0.06
8/25/2021	
2/14/2022	
2/15/2022	0.063
2/16/2022	
2/17/2022	
7/28/2022	
7/29/2022	0.06
8/2/2022	

Time Series

Constituent: Barium (mg/L) Analysis Run 11/18/2022 2:56 AM View: Constituents View

Plant Bowen Client: Southern Company Data: Bowen AP-1

	BGWC-42D	BGWC-43D	BGWC-44D	BGWC-49D	BGWC-50D	BGWC-51	BGWC-52	BGWC-7	BGWC-8
6/6/2016									
6/7/2016									0.0051
6/8/2016								0.048	
8/10/2016									0.0264
8/11/2016								0.0428	
10/4/2016									0.0316
10/5/2016									
10/6/2016								0.0404	
12/2/2016									0.026
12/5/2016									
12/6/2016								0.0385	
2/14/2017									0.0299
2/15/2017								0.039	
4/14/2017									0.0275
4/17/2017									
4/18/2017								0.0392	
5/26/2017									0.0328
6/2/2017								0.0407	
7/10/2017									0.0305
7/11/2017									
7/14/2017								0.0394	
3/26/2018									0.029
3/27/2018								0.039	
6/12/2018									0.031
6/13/2018								0.038	
10/16/2018									0.034
10/17/2018									
10/18/2018								0.037	
2/25/2019									0.03
2/28/2019								0.041	
4/1/2019									0.025
4/2/2019								0.031	
9/24/2019								0.035	0.03
2/19/2020									0.032
2/20/2020									
2/21/2020								0.03	
3/18/2020									0.028
3/19/2020								0.031	
9/3/2020	0.087	0.083	0.02						
9/23/2020									0.029
9/24/2020									
9/25/2020								0.03	
1/28/2021						0.061	0.076		
2/16/2021									0.028
2/17/2021									
2/18/2021			0.026					0.031	
2/22/2021	0.13								
2/23/2021						0.054	0.095		
3/8/2021		0.068							
3/24/2021									0.027
3/29/2021		0.065							
3/30/2021						0.051	0.084	0.035	

Time Series

Constituent: Barium (mg/L) Analysis Run 11/18/2022 2:56 AM View: Constituents View

Plant Bowen Client: Southern Company Data: Bowen AP-1

	BGWC-42D	BGWC-43D	BGWC-44D	BGWC-49D	BGWC-50D	BGWC-51	BGWC-52	BGWC-7	BGWC-8
3/31/2021			0.025						
4/1/2021	0.058								
4/19/2021				0.077	0.033				
8/18/2021			0.021		0.028				0.029
8/19/2021								0.028	
8/20/2021	0.12								
8/23/2021		0.07				0.044	0.063		
8/24/2021				0.094					
2/9/2022			0.023		0.049				
2/10/2022									0.027
2/11/2022								0.029	
2/14/2022						0.011	0.029		
2/15/2022		0.076							
2/17/2022	0.12			0.077					
7/26/2022			0.022		0.051				0.029
7/28/2022	0.084						0.021	0.028	
8/1/2022		0.066		0.062		0.0081			

Time Series

Constituent: Barium (mg/L) Analysis Run 11/18/2022 2:56 AM View: Constituents View

Plant Bowen Client: Southern Company Data: Bowen AP-1

	BGWC-9
6/6/2016	0.034
6/7/2016	
6/8/2016	
8/10/2016	
8/11/2016	0.0305
10/4/2016	
10/5/2016	0.0289
10/6/2016	
12/2/2016	
12/5/2016	0.0269
12/6/2016	
2/14/2017	
2/15/2017	0.0299
4/14/2017	
4/17/2017	0.0318
4/18/2017	
5/26/2017	0.0341
6/2/2017	
7/10/2017	
7/11/2017	0.0355
7/14/2017	
3/26/2018	
3/27/2018	0.026
6/12/2018	0.024
6/13/2018	
10/16/2018	
10/17/2018	0.037
10/18/2018	
2/25/2019	
2/28/2019	
4/1/2019	0.027
4/2/2019	
9/24/2019	0.035
2/19/2020	
2/20/2020	0.025
2/21/2020	
3/18/2020	
3/19/2020	0.028
9/3/2020	
9/23/2020	
9/24/2020	0.031
9/25/2020	
1/28/2021	
2/16/2021	
2/17/2021	0.03
2/18/2021	
2/22/2021	
2/23/2021	
3/8/2021	
3/24/2021	0.026
3/29/2021	
3/30/2021	

Time Series

Constituent: Barium (mg/L) Analysis Run 11/18/2022 2:56 AM View: Constituents View

Plant Bowen Client: Southern Company Data: Bowen AP-1

	BGWC-9
3/31/2021	
4/1/2021	
4/19/2021	
8/18/2021	0.025
8/19/2021	
8/20/2021	
8/23/2021	
8/24/2021	
2/9/2022	
2/10/2022	0.026
2/11/2022	
2/14/2022	
2/15/2022	
2/17/2022	
7/26/2022	0.029
7/28/2022	
8/1/2022	

Time Series

Constituent: Beryllium (mg/L) Analysis Run 11/18/2022 2:56 AM View: Constituents View

Plant Bowen Client: Southern Company Data: Bowen AP-1

	BGWA-2 (bg)	BGWA-29 (bg)	BGWA-33 (bg)	BGWA-47D (bg)	BGWA-48D (bg)	BGWA-6	BGWC-10	BGWC-12	BGWC-14A
6/6/2016	<0.0005					<0.0005			
6/7/2016							<0.0005	<0.0005	
8/9/2016	<0.0005								
8/10/2016						<0.0005			
8/11/2016									
8/12/2016								<0.0005	
8/16/2016							<0.0005		
8/22/2016		<0.0005							
10/3/2016	<0.0005								
10/4/2016		<0.0005				<0.0005			
10/6/2016								<0.0005	
10/7/2016							<0.0005		
11/29/2016	<0.0005								
12/1/2016		<0.0005				<0.0005			
12/5/2016								<0.0005	
12/6/2016							<0.0005		
1/10/2017		<0.0005							
2/13/2017	<0.0005								
2/14/2017		<0.0005				<0.0005			
2/15/2017								<0.0005	
2/16/2017							<0.0005		
4/13/2017	<0.0005					<0.0005			
4/14/2017		<0.0005							
4/18/2017							<0.0005	<0.0005	
5/25/2017	<0.0005	<0.0005				<0.0005			
5/30/2017									
6/2/2017							<0.0005	<0.0005	
7/7/2017	<0.0005					<0.0005			
7/10/2017		<0.0005							
7/12/2017							<0.0005		
7/13/2017								<0.0005	
7/14/2017									
3/26/2018	<0.0005	<0.0005							
3/27/2018							<0.0005		
3/28/2018								<0.0005	
2/25/2019	<0.0005								
2/27/2019		<0.0005							
2/28/2019							<0.0005	7.6E-05 (J)	
4/1/2019	<0.0005	<0.0005						<0.0005	
4/2/2019						<0.0005	<0.0005		
4/3/2019			<0.0005						
9/23/2019	<0.0005	<0.0005				<0.0005			
9/25/2019							<0.0005	<0.0005	
9/26/2019									
9/27/2019			<0.0005						
2/18/2020	<0.0005					<0.0005			
2/19/2020		<0.0005							
2/20/2020							<0.0005		
2/21/2020			<0.0005						
2/24/2020								<0.0005	
3/18/2020	<0.0005	<0.0005							
3/19/2020						<0.0005		<0.0005	

Time Series

Constituent: Beryllium (mg/L) Analysis Run 11/18/2022 2:56 AM View: Constituents View

Plant Bowen Client: Southern Company Data: Bowen AP-1

	BGWA-2 (bg)	BGWA-29 (bg)	BGWA-33 (bg)	BGWA-47D (bg)	BGWA-48D (bg)	BGWA-6	BGWC-10	BGWC-12	BGWC-14A
3/20/2020			<0.0005						
3/23/2020							<0.0005		
5/22/2020				<0.0005					<0.0005
5/25/2020					<0.0005				
6/23/2020				<0.0005	<0.0005				<0.0005
7/28/2020				<0.0005	<0.0005				<0.0005
9/2/2020				<0.0005					<0.0005
9/3/2020					<0.0005				
9/23/2020	<0.0005	<0.0005				<0.0005			
9/24/2020							<0.0005		
9/25/2020			<0.0005					<0.0005	
10/1/2020				<0.0005	5.7E-05 (J)				<0.0005
11/10/2020				<0.0005	<0.0005				<0.0005
12/15/2020				<0.0005	<0.0005				<0.0005
1/20/2021				<0.0005	<0.0005				<0.0005
2/16/2021	<0.0005	<0.0005							
2/17/2021				<0.0005	<0.0005				
2/18/2021						<0.0005	<0.0005		<0.0005
2/19/2021			<0.0005					4.6E-05 (J)	
3/23/2021		<0.0005							
3/24/2021								<0.0005	<0.0005
3/25/2021				<0.0005	<0.0005				
3/26/2021	<0.0005								
3/30/2021							<0.0005		
3/31/2021						<0.0005			
4/1/2021			<0.0005						
8/16/2021	<0.0005	<0.0005		<0.0005	<0.0005	<0.0005			
8/18/2021							<0.0005	<0.0005	<0.0005
8/25/2021			<0.0005						
2/9/2022	<0.0005			<0.0005	<0.0005	<0.0005			<0.0005
2/10/2022		<0.0005							
2/11/2022							<0.0005	<0.0005	
2/16/2022			<0.0005						
7/26/2022	<0.0005	<0.0005		<0.0005	<0.0005	<0.0005			<0.0005
7/27/2022								<0.0005	
7/28/2022							<0.0005		
8/3/2022			<0.0005						

Time Series

Constituent: Beryllium (mg/L) Analysis Run 11/18/2022 2:56 AM View: Constituents View

Plant Bowen Client: Southern Company Data: Bowen AP-1

	BGWC-16
6/6/2016	
6/7/2016	<0.0005
8/9/2016	
8/10/2016	
8/11/2016	<0.0005
8/12/2016	
8/16/2016	
8/22/2016	
10/3/2016	
10/4/2016	
10/6/2016	
10/7/2016	<0.0005
11/29/2016	
12/1/2016	
12/5/2016	
12/6/2016	<0.0005
1/10/2017	
2/13/2017	
2/14/2017	
2/15/2017	
2/16/2017	<0.0005
4/13/2017	
4/14/2017	
4/18/2017	<0.0005
5/25/2017	
5/30/2017	<0.0005
6/2/2017	
7/7/2017	
7/10/2017	
7/12/2017	
7/13/2017	
7/14/2017	<0.0005
3/26/2018	
3/27/2018	<0.0005
3/28/2018	
2/25/2019	8.7E-05 (J)
2/27/2019	
2/28/2019	
4/1/2019	
4/2/2019	6.3E-05 (J)
4/3/2019	
9/23/2019	
9/25/2019	
9/26/2019	8E-05 (J)
9/27/2019	
2/18/2020	
2/19/2020	
2/20/2020	0.00012 (J)
2/21/2020	
2/24/2020	
3/18/2020	
3/19/2020	0.00012 (J)

Time Series

Constituent: Beryllium (mg/L) Analysis Run 11/18/2022 2:56 AM View: Constituents View

Plant Bowen Client: Southern Company Data: Bowen AP-1

	BGWC-16
3/20/2020	
3/23/2020	
5/22/2020	
5/25/2020	
6/23/2020	
7/28/2020	
9/2/2020	
9/3/2020	
9/23/2020	
9/24/2020	0.00011 (J)
9/25/2020	
10/1/2020	
11/10/2020	
12/15/2020	
1/20/2021	
2/16/2021	
2/17/2021	
2/18/2021	0.00013 (J)
2/19/2021	
3/23/2021	
3/24/2021	0.00014 (J)
3/25/2021	
3/26/2021	
3/30/2021	
3/31/2021	
4/1/2021	
8/16/2021	
8/18/2021	0.00013 (J)
8/25/2021	
2/9/2022	
2/10/2022	
2/11/2022	0.00013 (J)
2/16/2022	
7/26/2022	
7/27/2022	0.00017 (J)
7/28/2022	
8/3/2022	

Time Series

Constituent: Beryllium (mg/L) Analysis Run 11/18/2022 2:56 AM View: Constituents View

Plant Bowen Client: Southern Company Data: Bowen AP-1

	BGWC-17	BGWC-18	BGWC-19	BGWC-20	BGWC-21	BGWC-22	BGWC-23	BGWC-24	BGWC-25
6/7/2016	<0.0005								
6/8/2016		<0.0005	<0.0005	<0.0005	<0.0005	<0.0005			<0.0005
6/9/2016							<0.0005	<0.0005	
8/11/2016	<0.0005								
8/12/2016		<0.0005	<0.0005	<0.0005					
8/15/2016									<0.0005
8/18/2016					<0.0005	<0.0005	<0.0005	<0.0005	
10/7/2016	<0.0005	<0.0005	<0.0005						
10/10/2016				<0.0005	<0.0005	<0.0005	<0.0005	<0.0005	<0.0005
12/6/2016	<0.0005	<0.0005							
12/7/2016			<0.0005	<0.0005			<0.0005	<0.0005	
12/8/2016					<0.0005	<0.0005			<0.0005
1/23/2017									
2/7/2017									
2/16/2017	<0.0005	<0.0005	<0.0005						
2/17/2017				<0.0005	<0.0005	<0.0005			
2/20/2017							<0.0005	<0.0005	<0.0005
3/27/2017									
4/17/2017									
4/19/2017	<0.0005	<0.0005	8E-05 (J)	<0.0005	<0.0005		<0.0005	<0.0005	
4/20/2017						<0.0005			<0.0005
5/22/2017									
5/30/2017	<0.0005								
6/1/2017		9E-05 (J)	7E-05 (J)	<0.0005	<0.0005				<0.0005
6/5/2017						<0.0005	<0.0005	<0.0005	
7/11/2017									
7/14/2017	<0.0005	<0.0005	<0.0005						
7/17/2017							<0.0005	<0.0005	<0.0005
7/18/2017				<0.0005	<0.0005				
7/19/2017						<0.0005			
8/23/2017									
3/26/2018									
3/27/2018	<0.0005	<0.0005	<0.0005						
3/28/2018				<0.0005	<0.0005				<0.0005
3/29/2018						<0.0005	<0.0005	<0.0005	
2/27/2019	<0.0005	0.00011 (J)		<0.0005					
3/1/2019			<0.0005			0.00012 (J)	<0.0005	<0.0005	<0.0005
4/2/2019	<0.0005	5.2E-05 (J)							
4/3/2019			<0.0005	<0.0005	<0.0005	6.7E-05 (J)	<0.0005	<0.0005	
4/4/2019									<0.0005
9/26/2019	<0.0005	<0.0005	<0.0005	<0.0005					
9/27/2019						9.9E-05 (J)	<0.0005		
9/30/2019					<0.0005			9.3E-05 (J)	<0.0005
2/24/2020	<0.0005	<0.0005	<0.0005	<0.0005					
2/25/2020						9.3E-05 (J)	<0.0005		
2/26/2020					<0.0005			0.0001 (J)	<0.0005
3/19/2020	<0.0005								
3/20/2020		7.6E-05 (J)	<0.0005		<0.0005	8.8E-05 (J)			
3/23/2020				<0.0005			<0.0005		
3/24/2020									<0.0005
3/25/2020								0.0001 (J)	
9/24/2020	5.4E-05 (J)	<0.0005			<0.0005	0.00012 (J)	5.4E-05 (J)		

Time Series

Constituent: Beryllium (mg/L) Analysis Run 11/18/2022 2:56 AM View: Constituents View

Plant Bowen Client: Southern Company Data: Bowen AP-1

	BGWC-17	BGWC-18	BGWC-19	BGWC-20	BGWC-21	BGWC-22	BGWC-23	BGWC-24	BGWC-25
9/25/2020								0.00013 (J)	
9/28/2020			8.8E-05 (J)	<0.0005					<0.0005
2/18/2021	6.5E-05 (J)	6.8E-05 (J)	5.2E-05 (J)	<0.0005					
2/19/2021					<0.0005	0.00013 (J)	<0.0005	0.00018 (J)	
2/23/2021									<0.0005
3/8/2021									
3/24/2021	<0.0005	6.1E-05 (J)							
3/25/2021									
3/26/2021			5.5E-05 (J)				<0.0005	<0.0005	<0.0005
3/29/2021				<0.0005	<0.0005	0.00011 (J)			
8/19/2021	6.1E-05 (J)	<0.0005							<0.0005
8/20/2021			8.7E-05 (J)	<0.0005	<0.0005				
8/23/2021						0.00011 (J)	<0.0005	0.00017 (J)	
2/11/2022	<0.0005								
2/14/2022							<0.0005		
2/15/2022						0.00012 (J)		0.00027 (J)	
2/16/2022		6.3E-05 (J)	0.0001 (J)	<0.0005	<0.0005				<0.0005
7/27/2022	5.8E-05 (J)	<0.0005	6.1E-05 (J)	<0.0005					<0.0005
7/28/2022					<0.0005				
8/1/2022							<0.0005		
8/2/2022						0.00012 (J)		<0.0005	
10/21/2022								0.00022 (JR)	

Time Series

Constituent: Beryllium (mg/L) Analysis Run 11/18/2022 2:56 AM View: Constituents View

Plant Bowen Client: Southern Company Data: Bowen AP-1

	BGWC-30
6/7/2016	
6/8/2016	
6/9/2016	
8/11/2016	
8/12/2016	
8/15/2016	
8/18/2016	
10/7/2016	
10/10/2016	
12/6/2016	
12/7/2016	
12/8/2016	
1/23/2017	<0.0005
2/7/2017	<0.0005
2/16/2017	
2/17/2017	
2/20/2017	
3/27/2017	<0.0005
4/17/2017	<0.0005
4/19/2017	
4/20/2017	
5/22/2017	<0.0005
5/30/2017	
6/1/2017	
6/5/2017	<0.0005
7/11/2017	<0.0005
7/14/2017	
7/17/2017	
7/18/2017	
7/19/2017	
8/23/2017	<0.0005
3/26/2018	<0.0005
3/27/2018	
3/28/2018	
3/29/2018	
2/27/2019	
3/1/2019	<0.0005
4/2/2019	<0.0005
4/3/2019	
4/4/2019	
9/26/2019	
9/27/2019	<0.0005
9/30/2019	
2/24/2020	
2/25/2020	
2/26/2020	<0.0005
3/19/2020	
3/20/2020	
3/23/2020	<0.0005
3/24/2020	
3/25/2020	
9/24/2020	

Time Series

Constituent: Beryllium (mg/L) Analysis Run 11/18/2022 2:56 AM View: Constituents View

Plant Bowen Client: Southern Company Data: Bowen AP-1

	BGWC-30
9/25/2020	<0.0005
9/28/2020	
2/18/2021	
2/19/2021	
2/23/2021	
3/8/2021	<0.0005
3/24/2021	
3/25/2021	<0.0005
3/26/2021	
3/29/2021	
8/19/2021	<0.0005
8/20/2021	
8/23/2021	
2/11/2022	
2/14/2022	<0.0005
2/15/2022	
2/16/2022	
7/27/2022	
7/28/2022	
8/1/2022	<0.0005
8/2/2022	
10/21/2022	

Time Series

Constituent: Beryllium (mg/L) Analysis Run 11/18/2022 2:56 AM View: Constituents View

Plant Bowen Client: Southern Company Data: Bowen AP-1

	BGWC-31	BGWC-32	BGWC-34D	BGWC-35D	BGWC-36D	BGWC-37D	BGWC-38D	BGWC-39	BGWC-40
4/2/2019					7E-05 (J)				
4/4/2019	<0.0005		<0.0005	<0.0005					
4/5/2019		<0.0005							
9/24/2019	<0.0005		<0.0005						
9/26/2019		<0.0005		<0.0005					
9/27/2019					<0.0005				
2/25/2020				<0.0005		<0.0005			
2/26/2020	<0.0005				<0.0005				
2/27/2020		<0.0005	<0.0005				8.8E-05 (J)	<0.0005	
2/28/2020									<0.0005
3/23/2020	<0.0005				<0.0005				
3/24/2020		<0.0005	<0.0005			<0.0005	<0.0005	7.9E-05 (J)	
3/25/2020				<0.0005					<0.0005
9/2/2020							6E-05 (J)		
9/25/2020		<0.0005		<0.0005		<0.0005			
9/28/2020	<0.0005		<0.0005		<0.0005				
9/29/2020								<0.0005	<0.0005
2/19/2021			<0.0005						
2/22/2021	<0.0005			<0.0005		<0.0005		<0.0005	<0.0005
2/23/2021		<0.0005							
3/8/2021					<0.0005				
3/9/2021							<0.0005		
3/25/2021					<0.0005				
3/26/2021				<0.0005		<0.0005			
3/29/2021	<0.0005						<0.0005		
3/30/2021		<0.0005	<0.0005						<0.0005
3/31/2021								<0.0005	
8/19/2021							5.9E-05 (J)		
8/20/2021	<0.0005			<0.0005		<0.0005			
8/23/2021					<0.0005				
8/24/2021			<0.0005					<0.0005	<0.0005
8/25/2021		<0.0005							
2/14/2022					<0.0005		<0.0005		
2/15/2022									
2/16/2022	<0.0005	<0.0005	<0.0005					<0.0005	<0.0005
2/17/2022				<0.0005		<0.0005			
7/28/2022	<0.0005		<0.0005	<0.0005		<0.0005			<0.0005
7/29/2022		<0.0005			<0.0005				
8/2/2022							5.4E-05 (J)	<0.0005	

Time Series

Constituent: Beryllium (mg/L) Analysis Run 11/18/2022 2:56 AM View: Constituents View

Plant Bowen Client: Southern Company Data: Bowen AP-1

	BGWC-41D
4/2/2019	
4/4/2019	
4/5/2019	
9/24/2019	
9/26/2019	
9/27/2019	
2/25/2020	
2/26/2020	
2/27/2020	
2/28/2020	
3/23/2020	
3/24/2020	
3/25/2020	
9/2/2020	<0.0005
9/25/2020	
9/28/2020	
9/29/2020	
2/19/2021	
2/22/2021	<0.0005
2/23/2021	
3/8/2021	
3/9/2021	
3/25/2021	
3/26/2021	
3/29/2021	
3/30/2021	
3/31/2021	<0.0005
8/19/2021	
8/20/2021	
8/23/2021	
8/24/2021	<0.0005
8/25/2021	
2/14/2022	
2/15/2022	<0.0005
2/16/2022	
2/17/2022	
7/28/2022	
7/29/2022	<0.0005
8/2/2022	

Time Series

Constituent: Beryllium (mg/L) Analysis Run 11/18/2022 2:56 AM View: Constituents View

Plant Bowen Client: Southern Company Data: Bowen AP-1

	BGWC-42D	BGWC-43D	BGWC-44D	BGWC-49D	BGWC-50D	BGWC-51	BGWC-52	BGWC-7	BGWC-8
6/6/2016									
6/7/2016									<0.0005
6/8/2016								<0.0005	
8/10/2016									<0.0005
8/11/2016								<0.0005	
10/4/2016									<0.0005
10/5/2016									
10/6/2016								<0.0005	
12/2/2016									<0.0005
12/5/2016									
12/6/2016								<0.0005	
2/14/2017									<0.0005
2/15/2017								<0.0005	
4/14/2017									<0.0005
4/17/2017									
4/18/2017								<0.0005	
5/26/2017									<0.0005
6/2/2017								<0.0005	
7/10/2017									<0.0005
7/11/2017									
7/14/2017								<0.0005	
3/26/2018									<0.0005
3/27/2018								<0.0005	
2/25/2019									<0.0005
2/28/2019								<0.0005	
4/1/2019									<0.0005
4/2/2019								<0.0005	
9/24/2019								<0.0005	<0.0005
2/19/2020									<0.0005
2/20/2020									
2/21/2020								<0.0005	
3/18/2020									<0.0005
3/19/2020								<0.0005	
9/3/2020	<0.0005	<0.0005	<0.0005						
9/23/2020									<0.0005
9/24/2020									
9/25/2020								<0.0005	
1/28/2021						8.3E-05 (J)	<0.0005		
2/16/2021									<0.0005
2/17/2021									
2/18/2021			<0.0005					<0.0005	
2/22/2021	<0.0005								
2/23/2021						0.00011 (J)	<0.0005		
3/8/2021		<0.0005							
3/24/2021									<0.0005
3/29/2021		<0.0005							
3/30/2021						0.00021 (J)	5.2E-05 (J)	<0.0005	
3/31/2021			<0.0005						
4/1/2021	<0.0005								
4/19/2021				<0.0005	<0.0005				
8/18/2021			<0.0005		<0.0005				<0.0005
8/19/2021								<0.0005	

Time Series

Constituent: Beryllium (mg/L) Analysis Run 11/18/2022 2:56 AM View: Constituents View

Plant Bowen Client: Southern Company Data: Bowen AP-1

	BGWC-42D	BGWC-43D	BGWC-44D	BGWC-49D	BGWC-50D	BGWC-51	BGWC-52	BGWC-7	BGWC-8
8/20/2021	<0.0005								
8/23/2021		<0.0005				0.00013 (J)	<0.0005		
8/24/2021				<0.0005					
2/9/2022			<0.0005		<0.0005				
2/10/2022									<0.0005
2/11/2022								<0.0005	
2/14/2022						7E-05 (J)	<0.0005		
2/15/2022		<0.0005							
2/17/2022	<0.0005			<0.0005					
7/26/2022			<0.0005		<0.0005				<0.0005
7/28/2022	<0.0005						<0.0005	<0.0005	
8/1/2022		<0.0005		<0.0005		<0.0005			

Time Series

Constituent: Beryllium (mg/L) Analysis Run 11/18/2022 2:56 AM View: Constituents View

Plant Bowen Client: Southern Company Data: Bowen AP-1

	BGWC-9
6/6/2016	<0.0005
6/7/2016	
6/8/2016	
8/10/2016	
8/11/2016	<0.0005
10/4/2016	
10/5/2016	<0.0005
10/6/2016	
12/2/2016	
12/5/2016	<0.0005
12/6/2016	
2/14/2017	
2/15/2017	<0.0005
4/14/2017	
4/17/2017	<0.0005
4/18/2017	
5/26/2017	<0.0005
6/2/2017	
7/10/2017	
7/11/2017	<0.0005
7/14/2017	
3/26/2018	
3/27/2018	<0.0005
2/25/2019	
2/28/2019	
4/1/2019	<0.0005
4/2/2019	
9/24/2019	<0.0005
2/19/2020	
2/20/2020	<0.0005
2/21/2020	
3/18/2020	
3/19/2020	<0.0005
9/3/2020	
9/23/2020	
9/24/2020	<0.0005
9/25/2020	
1/28/2021	
2/16/2021	
2/17/2021	<0.0005
2/18/2021	
2/22/2021	
2/23/2021	
3/8/2021	
3/24/2021	<0.0005
3/29/2021	
3/30/2021	
3/31/2021	
4/1/2021	
4/19/2021	
8/18/2021	<0.0005
8/19/2021	

Time Series

Constituent: Beryllium (mg/L) Analysis Run 11/18/2022 2:56 AM View: Constituents View

Plant Bowen Client: Southern Company Data: Bowen AP-1

	BGWC-9
8/20/2021	
8/23/2021	
8/24/2021	
2/9/2022	
2/10/2022	<0.0005
2/11/2022	
2/14/2022	
2/15/2022	
2/17/2022	
7/26/2022	<0.0005
7/28/2022	
8/1/2022	

Time Series

Constituent: Boron (mg/L) Analysis Run 11/18/2022 2:56 AM View: Constituents View

Plant Bowen Client: Southern Company Data: Bowen AP-1

	BGWA-2 (bg)	BGWA-29 (bg)	BGWA-33 (bg)	BGWA-47D (bg)	BGWA-48D (bg)	BGWA-6	BGWC-10	BGWC-12	BGWC-14A
6/6/2016	<0.04					<0.04			
6/7/2016							0.37	1.1	
8/9/2016	0.0336 (J)								
8/10/2016						0.0876 (J)			
8/11/2016									
8/12/2016								0.867	
8/16/2016							0.525		
8/22/2016		0.0132 (J)							
10/3/2016	0.0226 (J)								
10/4/2016		0.0065 (J)				0.0145 (J)			
10/6/2016								0.863	
10/7/2016							0.492		
11/29/2016	0.0085 (J)								
12/1/2016		<0.04				0.0146 (J)			
12/5/2016								0.879	
12/6/2016							0.515		
1/10/2017		<0.04							
2/13/2017	<0.04								
2/14/2017		<0.04				0.0114 (J)			
2/15/2017								0.886	
2/16/2017							0.482		
4/13/2017	0.0084 (J)					0.0195 (J)			
4/14/2017		<0.04							
4/18/2017							0.515	0.941	
5/25/2017	0.01 (J)	<0.04				0.0179 (J)			
5/30/2017									
6/2/2017							0.513	1.02	
7/7/2017	0.009 (J)					0.019 (J)			
7/10/2017		<0.04							
7/12/2017							0.508		
7/13/2017								0.945	
7/14/2017									
10/9/2017	0.0063 (J)					0.0271 (J)			
10/10/2017		<0.04						0.908	
10/11/2017							0.486		
6/12/2018	0.0058 (J)	0.0056 (J)							
6/14/2018							0.54	1	
10/16/2018	0.0066 (J)	0.0071 (J)				0.0088 (J)			
10/17/2018								1	
10/18/2018							0.49		
4/1/2019	0.0076 (J)	0.0048 (J)						0.86 (J)	
4/2/2019						0.037 (J)	0.51 (J)		
4/3/2019			0.66 (o)						
5/2/2019	0.015 (J)								
7/9/2019			0.027 (J)						
9/23/2019	0.0069 (J)	0.0052 (J)				0.0099 (J)			
9/25/2019							0.49	1.1	
9/26/2019									
9/27/2019			0.033 (J)						
2/18/2020						0.017 (J)			
2/19/2020		0.0057 (J)							
2/21/2020			0.02 (J)						

Time Series

Constituent: Boron (mg/L) Analysis Run 11/18/2022 2:56 AM View: Constituents View

Plant Bowen Client: Southern Company Data: Bowen AP-1

	BGWA-2 (bg)	BGWA-29 (bg)	BGWA-33 (bg)	BGWA-47D (bg)	BGWA-48D (bg)	BGWA-6	BGWC-10	BGWC-12	BGWC-14A
3/18/2020	0.016 (J)	0.0054 (J)							
3/19/2020						0.021 (J)		1	
3/20/2020			0.043 (J)						
3/23/2020							0.5		
5/22/2020				0.024 (J)					0.54
5/25/2020					0.018 (J)				
6/23/2020				0.019 (J)	0.015 (J)				0.45
7/28/2020				0.03 (J)	0.024 (J)				0.97
9/2/2020				0.022 (J)					1.1
9/3/2020					0.022 (J)				
9/23/2020	0.0086 (J)	<0.04				0.0081 (J)			
9/24/2020							0.47		
9/25/2020			0.02 (J)					1	
10/1/2020				0.025 (J)	0.027 (J)				1.2
11/10/2020				0.025 (J)	0.032 (J)				1.1
12/15/2020				0.031 (J)	0.034 (J)				1.2
1/20/2021				0.022 (J)	0.034 (J)				1.1
3/23/2021		<0.04							
3/24/2021								1.2	0.6
3/25/2021				0.017 (J)	0.026 (J)				
3/26/2021	0.0094 (J)								
3/30/2021							0.56		
3/31/2021						0.013 (J)			
4/1/2021			0.0069 (J)						
8/16/2021	0.013 (J)	<0.04		0.021 (J)	0.034 (J)	0.012 (J)			
8/18/2021							0.51	1.2	1.3
8/25/2021			0.0093 (J)						
2/9/2022	0.0099 (J)			0.017 (J)	0.038 (J)	0.019 (J)			0.57
2/10/2022		0.012 (J)							
2/11/2022							0.5	1.2	
2/16/2022			0.01 (J)						
7/26/2022	0.014 (J)	0.013 (J)		0.022 (J)	0.017 (J)	0.017 (J)			1.3
7/27/2022								1.2	
7/28/2022							0.52		
8/3/2022			0.015 (J)						

Time Series

Constituent: Boron (mg/L) Analysis Run 11/18/2022 2:56 AM View: Constituents View

Plant Bowen Client: Southern Company Data: Bowen AP-1

	BGWC-16
6/6/2016	
6/7/2016	1.7
8/9/2016	
8/10/2016	
8/11/2016	1.37
8/12/2016	
8/16/2016	
8/22/2016	
10/3/2016	
10/4/2016	
10/6/2016	
10/7/2016	1.49
11/29/2016	
12/1/2016	
12/5/2016	
12/6/2016	1.65
1/10/2017	
2/13/2017	
2/14/2017	
2/15/2017	
2/16/2017	1.73
4/13/2017	
4/14/2017	
4/18/2017	1.77
5/25/2017	
5/30/2017	1.52
6/2/2017	
7/7/2017	
7/10/2017	
7/12/2017	
7/13/2017	
7/14/2017	1.26
10/9/2017	
10/10/2017	
10/11/2017	1.36
6/12/2018	1.3
6/14/2018	
10/16/2018	
10/17/2018	
10/18/2018	1.3
4/1/2019	
4/2/2019	1.1
4/3/2019	
5/2/2019	
7/9/2019	
9/23/2019	
9/25/2019	
9/26/2019	1.5
9/27/2019	
2/18/2020	
2/19/2020	
2/21/2020	

Time Series

Constituent: Boron (mg/L) Analysis Run 11/18/2022 2:56 AM View: Constituents View

Plant Bowen Client: Southern Company Data: Bowen AP-1

	BGWC-16
3/18/2020	
3/19/2020	1.3
3/20/2020	
3/23/2020	
5/22/2020	
5/25/2020	
6/23/2020	
7/28/2020	
9/2/2020	
9/3/2020	
9/23/2020	
9/24/2020	1.3
9/25/2020	
10/1/2020	
11/10/2020	
12/15/2020	
1/20/2021	
3/23/2021	
3/24/2021	1.3
3/25/2021	
3/26/2021	
3/30/2021	
3/31/2021	
4/1/2021	
8/16/2021	
8/18/2021	1.5
8/25/2021	
2/9/2022	
2/10/2022	
2/11/2022	1.5
2/16/2022	
7/26/2022	
7/27/2022	1.7
7/28/2022	
8/3/2022	

Time Series

Constituent: Boron (mg/L) Analysis Run 11/18/2022 2:56 AM View: Constituents View

Plant Bowen Client: Southern Company Data: Bowen AP-1

	BGWC-17	BGWC-18	BGWC-19	BGWC-20	BGWC-21	BGWC-22	BGWC-23	BGWC-24	BGWC-25
6/7/2016	1.5								
6/8/2016		1.2	0.49	2.6	0.12	7.6			0.029 (J)
6/9/2016							12	26	
8/11/2016	1.41								
8/12/2016		0.895	0.647	2.74					
8/15/2016									0.0228 (J)
8/18/2016					0.191	8.37	5.2	22	
10/7/2016	1.76	1.33	0.868						
10/10/2016				3	0.13	9.46	6.13	18.1	0.0305 (J)
12/6/2016	1.79	1.5							
12/7/2016			0.51	3.08			5.7	9.19	
12/8/2016					0.144	11.1			0.0164 (J)
1/23/2017									
2/7/2017									
2/16/2017	1.63	0.753	0.68						
2/17/2017				3.63	0.0685	12.2			
2/20/2017							5.7	31.4	0.0154 (J)
3/27/2017									
4/17/2017									
4/19/2017	1.47	0.762	0.701	4.68	0.0743		8.79	31.4	
4/20/2017						13.3			0.0283 (J)
5/22/2017									
5/30/2017	1.7								
6/1/2017		0.663	0.383	3.57	0.0499				0.0467
6/5/2017						9.19	6.39	29	
7/11/2017									
7/14/2017	1.26	0.787	0.645						
7/17/2017							7.06	33.8	0.0171 (J)
7/18/2017				3.37	0.0544				
7/19/2017						10.6			
8/23/2017									
10/10/2017									
10/11/2017	1.37	0.889	0.594	3.54			7.18	31.7	0.0141 (J)
10/12/2017					0.0494	12.7			
6/13/2018				3.6			8.3	30.1	
6/14/2018	1.4	0.75			0.035 (J)	11			0.017 (J)
6/15/2018			0.44						
10/17/2018	1.4								
10/18/2018		0.8							
10/19/2018			0.65		0.028 (J)				
10/22/2018				3.6		16.1	9	44.7	0.03 (J)
4/2/2019	0.95 (J)	0.56 (J)							
4/3/2019			0.51	2.6	0.12	7.9	6.5	23.3	
4/4/2019									0.02 (J)
5/2/2019						10.1			
9/26/2019	2.5	1.1	0.96	4.4					
9/27/2019						16.4	12		
9/30/2019					0.04 (J)			36.8	0.038 (J)
2/25/2020						11.2			
2/26/2020									
3/19/2020	1								
3/20/2020		0.53	0.29		0.03 (J)	11.1			

Time Series

Constituent: Boron (mg/L) Analysis Run 11/18/2022 2:56 AM View: Constituents View

Plant Bowen Client: Southern Company Data: Bowen AP-1

	BGWC-17	BGWC-18	BGWC-19	BGWC-20	BGWC-21	BGWC-22	BGWC-23	BGWC-24	BGWC-25
3/23/2020				3.5			13		
3/24/2020									0.032 (J)
3/25/2020								34.5	
9/24/2020	1.5	0.72			0.037 (J)	18.8	13.7		
9/25/2020								30.8	
9/28/2020			0.4	3.7					0.049 (J)
3/24/2021	1.1	0.5							
3/25/2021									
3/26/2021			0.24				15.8	31	0.17
3/29/2021				4.1	0.038 (J)	17.3			
7/19/2021						17.8	14	24	
7/20/2021									
8/19/2021	1.3	0.57							0.038 (J)
8/20/2021			0.29	3.3	0.045				
8/23/2021						17.2	14.4	22.8	
11/1/2021						18.3	17	25.8	
2/11/2022	1.2								
2/14/2022							18.1		
2/15/2022						19.3		28.5	
2/16/2022		0.56	0.35	4.2	0.053				0.048
7/27/2022	1.2	0.53	0.43	3.8					0.051
7/28/2022					0.035 (J)				
8/1/2022							14.8		
8/2/2022						21.5		0.52	
10/21/2022								19.7 (R)	

Time Series

Constituent: Boron (mg/L) Analysis Run 11/18/2022 2:56 AM View: Constituents View

Plant Bowen Client: Southern Company Data: Bowen AP-1

	BGWC-30
6/7/2016	
6/8/2016	
6/9/2016	
8/11/2016	
8/12/2016	
8/15/2016	
8/18/2016	
10/7/2016	
10/10/2016	
12/6/2016	
12/7/2016	
12/8/2016	
1/23/2017	18.6
2/7/2017	20.4
2/16/2017	
2/17/2017	
2/20/2017	
3/27/2017	19.1
4/17/2017	21.8
4/19/2017	
4/20/2017	
5/22/2017	26
5/30/2017	
6/1/2017	
6/5/2017	18.6
7/11/2017	25
7/14/2017	
7/17/2017	
7/18/2017	
7/19/2017	
8/23/2017	20.2
10/10/2017	17
10/11/2017	
10/12/2017	
6/13/2018	
6/14/2018	
6/15/2018	8.5
10/17/2018	
10/18/2018	
10/19/2018	
10/22/2018	9.5
4/2/2019	6.1 (J)
4/3/2019	
4/4/2019	
5/2/2019	
9/26/2019	
9/27/2019	2.4
9/30/2019	
2/25/2020	
2/26/2020	1.5
3/19/2020	
3/20/2020	

Time Series

Constituent: Boron (mg/L) Analysis Run 11/18/2022 2:56 AM View: Constituents View

Plant Bowen Client: Southern Company Data: Bowen AP-1

	BGWC-30
3/23/2020	2.4
3/24/2020	
3/25/2020	
9/24/2020	
9/25/2020	2.1
9/28/2020	
3/24/2021	
3/25/2021	1.1
3/26/2021	
3/29/2021	
7/19/2021	
7/20/2021	1.4
8/19/2021	2.6
8/20/2021	
8/23/2021	
11/1/2021	3.2
2/11/2022	
2/14/2022	3.5
2/15/2022	
2/16/2022	
7/27/2022	
7/28/2022	
8/1/2022	2.7
8/2/2022	
10/21/2022	

Time Series

Constituent: Boron (mg/L) Analysis Run 11/18/2022 2:56 AM View: Constituents View

Plant Bowen Client: Southern Company Data: Bowen AP-1

	BGWC-31	BGWC-32	BGWC-34D	BGWC-35D	BGWC-36D	BGWC-37D	BGWC-38D	BGWC-39	BGWC-40
10/17/2018					9.7				
10/18/2018	1.1								
10/19/2018			0.19						
10/22/2018		4		8.8					
4/2/2019					6.7 (J)				
4/4/2019	0.59 (J)		0.15	8.3					
4/5/2019		4.6 (J)							
5/3/2019		3.4							
9/24/2019	0.72		0.26						
9/26/2019		6.1		10					
9/27/2019					6.8				
11/15/2019		6.3							
12/13/2019								13.4	
12/16/2019									2.5
2/25/2020				6.5		2.3			
2/26/2020					2.8				
2/27/2020							11		
3/23/2020	0.68				3.4				
3/24/2020		3	0.22			2	12.3	3.2	
3/25/2020				4.1					1.9
5/4/2020									
9/2/2020							7.8		
9/25/2020		5.5		3.2		1.6			
9/28/2020	0.66		0.28		4.8				
9/29/2020								11.1	2.7
3/25/2021					5.9				
3/26/2021				11.2		1.5			
3/29/2021	0.7						6.8		
3/30/2021		5.2	0.27						3.6
3/31/2021								6.7	
8/19/2021							5.5		
8/20/2021	0.72			8.8		1.4			
8/23/2021					5.3				
8/24/2021			0.36					9	3.4
8/25/2021		4							
11/1/2021							6.5		
2/14/2022					5.7		7.9		
2/15/2022									
2/16/2022	0.73	4.2	0.38					9	3.9
2/17/2022				12.2		1.3			
7/28/2022	0.69		0.4	11		1.3			2.9
7/29/2022		3.8			4.6				
8/2/2022							7.1	10.5	

Time Series

Constituent: Boron (mg/L) Analysis Run 11/18/2022 2:56 AM View: Constituents View

Plant Bowen Client: Southern Company Data: Bowen AP-1

	BGWC-41D
10/17/2018	
10/18/2018	
10/19/2018	
10/22/2018	
4/2/2019	
4/4/2019	
4/5/2019	
5/3/2019	
9/24/2019	
9/26/2019	
9/27/2019	
11/15/2019	
12/13/2019	
12/16/2019	
2/25/2020	
2/26/2020	
2/27/2020	
3/23/2020	
3/24/2020	
3/25/2020	
5/4/2020	1.1
9/2/2020	0.91
9/25/2020	
9/28/2020	
9/29/2020	
3/25/2021	
3/26/2021	
3/29/2021	
3/30/2021	
3/31/2021	1.1
8/19/2021	
8/20/2021	
8/23/2021	
8/24/2021	1.1
8/25/2021	
11/1/2021	
2/14/2022	
2/15/2022	1.2
2/16/2022	
2/17/2022	
7/28/2022	
7/29/2022	1.3
8/2/2022	

Time Series

Constituent: Boron (mg/L) Analysis Run 11/18/2022 2:56 AM View: Constituents View

Plant Bowen Client: Southern Company Data: Bowen AP-1

	BGWC-42D	BGWC-43D	BGWC-44D	BGWC-49D	BGWC-50D	BGWC-51	BGWC-52	BGWC-7	BGWC-8
6/6/2016									
6/7/2016									0.02
6/8/2016								1.7	
8/10/2016									0.117
8/11/2016								1.95	
10/4/2016									0.177
10/5/2016									
10/6/2016								2.06	
12/2/2016									0.0668
12/5/2016									
12/6/2016								2.05	
2/14/2017									0.122
2/15/2017								2.01	
4/14/2017									0.054
4/17/2017									
4/18/2017								2.58	
5/26/2017									0.0817
6/2/2017								2.22	
7/10/2017									0.0534
7/11/2017									
7/14/2017								1.85	
10/10/2017									0.0515
10/11/2017								1.72	
6/12/2018									0.074
6/13/2018								1.8	
10/16/2018									0.16
10/17/2018									
10/18/2018								1.9	
4/1/2019									0.046 (J)
4/2/2019								1.4	
9/24/2019								1.6	0.06
3/18/2020									0.058
3/19/2020								1.4	
5/4/2020		14.1	0.12						
5/11/2020	2.4								
5/20/2020	2.2	15.9							
9/3/2020	1.6	14.6	0.083 (J)						
9/23/2020									0.054 (J)
9/24/2020									
9/25/2020								1.3	
1/28/2021						24.9	9.7		
3/24/2021									0.04 (J)
3/29/2021		12.8							
3/30/2021						23.3	9.7	1.4	
3/31/2021			0.038 (J)						
4/1/2021	1.9								
4/19/2021				7.8	0.16				
7/20/2021		12.2							
8/18/2021			0.048		0.041				0.093
8/19/2021								1.3	
8/20/2021	1.9								
8/23/2021		13.3				21.1	7.7		

Time Series

Constituent: Boron (mg/L) Analysis Run 11/18/2022 2:56 AM View: Constituents View

Plant Bowen Client: Southern Company Data: Bowen AP-1

	BGWC-42D	BGWC-43D	BGWC-44D	BGWC-49D	BGWC-50D	BGWC-51	BGWC-52	BGWC-7	BGWC-8
8/24/2021				8					
2/9/2022			0.033 (J)		0.034 (J)				
2/10/2022									0.051
2/11/2022								1.2	
2/14/2022						4.5	1.2		
2/15/2022		14.4							
2/17/2022	1.9			7.5					
7/26/2022			0.036 (J)		0.035 (J)				0.052
7/28/2022	1.9						0.87	1.1	
8/1/2022		14.4		7.5		2.9			

Time Series

Constituent: Boron (mg/L) Analysis Run 11/18/2022 2:56 AM View: Constituents View

Plant Bowen Client: Southern Company Data: Bowen AP-1

	BGWC-9
6/6/2016	0.55
6/7/2016	
6/8/2016	
8/10/2016	
8/11/2016	0.612
10/4/2016	
10/5/2016	0.659
10/6/2016	
12/2/2016	
12/5/2016	0.71
12/6/2016	
2/14/2017	
2/15/2017	0.707
4/14/2017	
4/17/2017	0.675
4/18/2017	
5/26/2017	0.711
6/2/2017	
7/10/2017	
7/11/2017	0.633
7/14/2017	
10/10/2017	0.619
10/11/2017	
6/12/2018	0.56
6/13/2018	
10/16/2018	
10/17/2018	0.61
10/18/2018	
4/1/2019	0.5
4/2/2019	
9/24/2019	0.51
3/18/2020	
3/19/2020	0.41
5/4/2020	
5/11/2020	
5/20/2020	
9/3/2020	
9/23/2020	
9/24/2020	0.44
9/25/2020	
1/28/2021	
3/24/2021	0.45
3/29/2021	
3/30/2021	
3/31/2021	
4/1/2021	
4/19/2021	
7/20/2021	
8/18/2021	0.47
8/19/2021	
8/20/2021	
8/23/2021	

Time Series

Constituent: Boron (mg/L) Analysis Run 11/18/2022 2:56 AM View: Constituents View

Plant Bowen Client: Southern Company Data: Bowen AP-1

	BGWC-9
8/24/2021	
2/9/2022	
2/10/2022	0.46
2/11/2022	
2/14/2022	
2/15/2022	
2/17/2022	
7/26/2022	0.47
7/28/2022	
8/1/2022	

Time Series

Constituent: Cadmium (mg/L) Analysis Run 11/18/2022 2:56 AM View: Constituents View

Plant Bowen Client: Southern Company Data: Bowen AP-1

	BGWA-2 (bg)	BGWA-29 (bg)	BGWA-33 (bg)	BGWA-47D (bg)	BGWA-48D (bg)	BGWA-6	BGWC-10	BGWC-12	BGWC-14A
6/6/2016	<0.0005					<0.0005			
6/7/2016							<0.0005	<0.0005	
8/9/2016	<0.0005								
8/10/2016						<0.0005			
8/11/2016									
8/12/2016								<0.0005	
8/16/2016							<0.0005		
8/22/2016		<0.0005							
10/3/2016	<0.0005								
10/4/2016		<0.0005				<0.0005			
10/6/2016								<0.0005	
10/7/2016							<0.0005		
11/29/2016	<0.0005								
12/1/2016		<0.0005				<0.0005			
12/5/2016								<0.0005	
12/6/2016							<0.0005		
1/10/2017		9E-05 (J)							
2/13/2017	<0.0005								
2/14/2017		<0.0005				<0.0005			
2/15/2017								<0.0005	
2/16/2017							<0.0005		
4/13/2017	<0.0005					<0.0005			
4/14/2017		<0.0005							
4/18/2017							<0.0005	<0.0005	
5/25/2017	<0.0005	<0.0005				<0.0005			
5/30/2017									
6/2/2017							<0.0005	<0.0005	
7/7/2017	<0.0005					<0.0005			
7/10/2017		<0.0005							
7/12/2017							<0.0005		
7/13/2017								<0.0005	
7/14/2017									
3/26/2018	<0.0005	<0.0005							
3/27/2018							<0.0005		
3/28/2018								<0.0005	
6/12/2018	<0.0005	<0.0005							
6/14/2018							<0.0005	<0.0005	
10/16/2018	<0.0005	<0.0005				<0.0005			
10/17/2018								<0.0005	
10/18/2018							<0.0005		
2/25/2019	<0.0005								
2/27/2019		<0.0005							
2/28/2019							<0.0005	<0.0005	
4/1/2019	<0.0005	<0.0005						<0.0005	
4/2/2019						<0.0005	<0.0005		
4/3/2019			<0.0005						
9/23/2019	<0.0005	<0.0005				<0.0005			
9/25/2019							<0.0005	<0.0005	
9/26/2019									
9/27/2019			<0.0005						
2/18/2020	<0.0005					<0.0005			
2/19/2020		<0.0005							

Time Series

Constituent: Cadmium (mg/L) Analysis Run 11/18/2022 2:56 AM View: Constituents View

Plant Bowen Client: Southern Company Data: Bowen AP-1

	BGWA-2 (bg)	BGWA-29 (bg)	BGWA-33 (bg)	BGWA-47D (bg)	BGWA-48D (bg)	BGWA-6	BGWC-10	BGWC-12	BGWC-14A
2/20/2020							<0.0005		
2/21/2020			<0.0005						
2/24/2020								<0.0005	
3/18/2020	<0.0005	<0.0005							
3/19/2020						<0.0005		<0.0005	
3/20/2020			<0.0005						
3/23/2020							<0.0005		
5/22/2020				<0.0005					<0.0005
5/25/2020					<0.0005				
6/23/2020				<0.0005	<0.0005				<0.0005
7/28/2020				<0.0005	<0.0005				<0.0005
9/2/2020				<0.0005					0.00014 (J)
9/3/2020					<0.0005				
9/23/2020	<0.0005	<0.0005				<0.0005			
9/24/2020							<0.0005		
9/25/2020			<0.0005					<0.0005	
10/1/2020				<0.0005	<0.0005				0.00019 (J)
11/10/2020				<0.0005	<0.0005				0.00019 (J)
12/15/2020				<0.0005	<0.0005				0.00017
1/20/2021				<0.0005	<0.0005				<0.0005
2/16/2021	<0.0005	<0.0005							
2/17/2021				<0.0005	<0.0005				
2/18/2021						<0.0005	<0.0005		<0.0005
2/19/2021			<0.0005					<0.0005	
3/23/2021		<0.0005							
3/24/2021								<0.0005	0.00016 (J)
3/25/2021				<0.0005	<0.0005				
3/26/2021	0.00018 (J)								
3/30/2021							<0.0005		
3/31/2021						<0.0005			
4/1/2021			<0.0005						
8/16/2021	<0.0005	<0.0005		<0.0005	<0.0005	<0.0005			
8/18/2021							<0.0005	<0.0005	0.00021 (J)
8/25/2021			<0.0005						
2/9/2022	<0.0005			<0.0005	<0.0005	<0.0005			0.00021 (J)
2/10/2022		<0.0005							
2/11/2022							<0.0005	<0.0005	
2/16/2022			<0.0005						
7/26/2022	<0.0005	<0.0005		<0.0005	<0.0005	<0.0005			0.0004 (J)
7/27/2022								<0.0005	
7/28/2022							<0.0005		
8/3/2022			<0.0005						

Time Series

Constituent: Cadmium (mg/L) Analysis Run 11/18/2022 2:56 AM View: Constituents View

Plant Bowen Client: Southern Company Data: Bowen AP-1

	BGWC-16
6/6/2016	
6/7/2016	0.0011 (J)
8/9/2016	
8/10/2016	
8/11/2016	0.0011
8/12/2016	
8/16/2016	
8/22/2016	
10/3/2016	
10/4/2016	
10/6/2016	
10/7/2016	0.0012
11/29/2016	
12/1/2016	
12/5/2016	
12/6/2016	0.0012
1/10/2017	
2/13/2017	
2/14/2017	
2/15/2017	
2/16/2017	0.0015
4/13/2017	
4/14/2017	
4/18/2017	0.0012
5/25/2017	
5/30/2017	0.0011
6/2/2017	
7/7/2017	
7/10/2017	
7/12/2017	
7/13/2017	
7/14/2017	0.0012
3/26/2018	
3/27/2018	0.0013
3/28/2018	
6/12/2018	0.0011
6/14/2018	
10/16/2018	
10/17/2018	
10/18/2018	0.0012
2/25/2019	0.0016
2/27/2019	
2/28/2019	
4/1/2019	
4/2/2019	0.0014
4/3/2019	
9/23/2019	
9/25/2019	
9/26/2019	0.0017 (J)
9/27/2019	
2/18/2020	
2/19/2020	

Time Series

Constituent: Cadmium (mg/L) Analysis Run 11/18/2022 2:56 AM View: Constituents View

Plant Bowen Client: Southern Company Data: Bowen AP-1

	BGWC-16
2/20/2020	0.0019 (J)
2/21/2020	
2/24/2020	
3/18/2020	
3/19/2020	0.0017 (J)
3/20/2020	
3/23/2020	
5/22/2020	
5/25/2020	
6/23/2020	
7/28/2020	
9/2/2020	
9/3/2020	
9/23/2020	
9/24/2020	0.0018 (J)
9/25/2020	
10/1/2020	
11/10/2020	
12/15/2020	
1/20/2021	
2/16/2021	
2/17/2021	
2/18/2021	0.0018
2/19/2021	
3/23/2021	
3/24/2021	0.0018
3/25/2021	
3/26/2021	
3/30/2021	
3/31/2021	
4/1/2021	
8/16/2021	
8/18/2021	0.0018
8/25/2021	
2/9/2022	
2/10/2022	
2/11/2022	0.0019
2/16/2022	
7/26/2022	
7/27/2022	0.0024
7/28/2022	
8/3/2022	

Time Series

Constituent: Cadmium (mg/L) Analysis Run 11/18/2022 2:56 AM View: Constituents View

Plant Bowen Client: Southern Company Data: Bowen AP-1

	BGWC-17	BGWC-18	BGWC-19	BGWC-20	BGWC-21	BGWC-22	BGWC-23	BGWC-24	BGWC-25
6/7/2016	<0.0005								
6/8/2016		0.00063 (J)	<0.0005	<0.0005	<0.0005	<0.0005			<0.0005
6/9/2016							<0.0005	0.00052 (J)	
8/11/2016	0.0001 (J)								
8/12/2016		0.0004 (J)	<0.0005	<0.0005					
8/15/2016									<0.0005
8/18/2016					<0.0005	<0.0005	<0.0005	0.0009 (J)	
10/7/2016	0.0002 (J)	0.0008 (J)	0.0001 (J)						
10/10/2016				<0.0005	<0.0005	<0.0005	<0.0005	0.0017	<0.0005
12/6/2016	0.0001 (J)	0.0006 (J)							
12/7/2016			<0.0005	<0.0005			<0.0005	0.0004 (J)	
12/8/2016					<0.0005	0.0002 (J)			<0.0005
1/23/2017									
2/7/2017									
2/16/2017	0.0001 (J)	0.0002 (J)	<0.0005						
2/17/2017				8E-05 (J)	<0.0005	<0.0005			
2/20/2017							<0.0005	0.0028	<0.0005
3/27/2017									
4/17/2017									
4/19/2017	0.0001 (J)	9E-05 (J)	<0.0005	<0.0005	<0.0005		<0.0005	0.0035	
4/20/2017						<0.0005			<0.0005
5/22/2017									
5/30/2017	0.0002 (J)								
6/1/2017		0.0003 (J)	0.0001 (J)	<0.0005	<0.0005				<0.0005
6/5/2017						<0.0005	<0.0005	0.0035	
7/11/2017									
7/14/2017	0.0002 (J)	0.0002 (J)	<0.0005						
7/17/2017							<0.0005	0.0037	<0.0005
7/18/2017				<0.0005	<0.0005				
7/19/2017						<0.0005			
8/23/2017									
3/26/2018									
3/27/2018	<0.0005	<0.0005	<0.0005						
3/28/2018				<0.0005	<0.0005				<0.0005
3/29/2018						<0.0005	<0.0005	0.0063	
6/13/2018				<0.0005			<0.0005	0.0053	
6/14/2018	0.00015 (J)	<0.0005			<0.0005	<0.0005			<0.0005
6/15/2018			<0.0005						
10/17/2018	<0.0005								
10/18/2018		0.00032 (J)							
10/19/2018			<0.0005		<0.0005				
10/22/2018				<0.0005		<0.0005	<0.0005	0.0053	<0.0005
2/27/2019	<0.0005	<0.0005		<0.0005					
3/1/2019			<0.0005			0.00013 (J)	0.00019 (J)	0.0058	<0.0005
4/2/2019	<0.0005	7.3E-05 (J)							
4/3/2019			<0.0005	<0.0005	<0.0005	<0.0005	<0.0005	0.0053	
4/4/2019									<0.0005
9/26/2019	0.00015 (J)	<0.0005	0.0002 (J)	<0.0005					
9/27/2019						<0.0005	<0.0005		
9/30/2019					<0.0005			0.0075	<0.0005
2/24/2020	<0.0005	0.00024 (J)	<0.0005	<0.0005					
2/25/2020						<0.0005	<0.0005		

Time Series

Constituent: Cadmium (mg/L) Analysis Run 11/18/2022 2:56 AM View: Constituents View

Plant Bowen Client: Southern Company Data: Bowen AP-1

	BGWC-17	BGWC-18	BGWC-19	BGWC-20	BGWC-21	BGWC-22	BGWC-23	BGWC-24	BGWC-25
2/26/2020					<0.0005			0.0064	<0.0005
3/19/2020	<0.0005								
3/20/2020		<0.0005	<0.0005		<0.0005	<0.0005			
3/23/2020				<0.0005			<0.0005		
3/24/2020									<0.0005
3/25/2020								0.0082	
9/24/2020	0.00024 (J)	<0.0005			<0.0005	0.00033 (J)	<0.0005		
9/25/2020								0.0081	
9/28/2020			<0.0005	<0.0005					<0.0005
2/18/2021	<0.0005	<0.0005	<0.0005	<0.0005					
2/19/2021					<0.0005	0.00038 (J)	<0.0005	0.0068	
2/23/2021									<0.0005
3/8/2021									
3/24/2021	<0.0005	<0.0005							
3/25/2021									
3/26/2021			<0.0005				<0.0005	0.0062	<0.0005
3/29/2021				<0.0005	<0.0005	<0.0005			
8/19/2021	0.00017 (J)	<0.0005							<0.0005
8/20/2021			<0.0005	<0.0005	<0.0005				
8/23/2021						0.00019 (J)	<0.0005	0.0039	
2/11/2022	0.00016 (J)								
2/14/2022							<0.0005		
2/15/2022						0.0002 (J)		0.0042	
2/16/2022		<0.0005	<0.0005	<0.0005	<0.0005				<0.0005
7/27/2022	0.00029 (J)	<0.0005	<0.0005	<0.0005					<0.0005
7/28/2022					<0.0005				
8/1/2022							<0.0005		
8/2/2022						0.00012 (J)		0.00026 (J)	
10/21/2022								0.0031 (R)	

Time Series

Constituent: Cadmium (mg/L) Analysis Run 11/18/2022 2:56 AM View: Constituents View

Plant Bowen Client: Southern Company Data: Bowen AP-1

	BGWC-30
6/7/2016	
6/8/2016	
6/9/2016	
8/11/2016	
8/12/2016	
8/15/2016	
8/18/2016	
10/7/2016	
10/10/2016	
12/6/2016	
12/7/2016	
12/8/2016	
1/23/2017	0.0003 (J)
2/7/2017	0.0006 (J)
2/16/2017	
2/17/2017	
2/20/2017	
3/27/2017	0.0003 (J)
4/17/2017	0.0002 (J)
4/19/2017	
4/20/2017	
5/22/2017	0.0003 (J)
5/30/2017	
6/1/2017	
6/5/2017	0.0003 (J)
7/11/2017	0.0005 (J)
7/14/2017	
7/17/2017	
7/18/2017	
7/19/2017	
8/23/2017	0.0004 (J)
3/26/2018	<0.0005
3/27/2018	
3/28/2018	
3/29/2018	
6/13/2018	
6/14/2018	
6/15/2018	0.0002 (J)
10/17/2018	
10/18/2018	
10/19/2018	
10/22/2018	<0.0005
2/27/2019	
3/1/2019	<0.0005
4/2/2019	7.9E-05 (J)
4/3/2019	
4/4/2019	
9/26/2019	
9/27/2019	<0.0005
9/30/2019	
2/24/2020	
2/25/2020	

Time Series

Constituent: Cadmium (mg/L) Analysis Run 11/18/2022 2:56 AM View: Constituents View

Plant Bowen Client: Southern Company Data: Bowen AP-1

	BGWC-30
2/26/2020	<0.0005
3/19/2020	
3/20/2020	
3/23/2020	<0.0005
3/24/2020	
3/25/2020	
9/24/2020	
9/25/2020	<0.0005
9/28/2020	
2/18/2021	
2/19/2021	
2/23/2021	
3/8/2021	<0.0005
3/24/2021	
3/25/2021	<0.0005
3/26/2021	
3/29/2021	
8/19/2021	<0.0005
8/20/2021	
8/23/2021	
2/11/2022	
2/14/2022	<0.0005
2/15/2022	
2/16/2022	
7/27/2022	
7/28/2022	
8/1/2022	<0.0005
8/2/2022	
10/21/2022	

Time Series

Constituent: Cadmium (mg/L) Analysis Run 11/18/2022 2:56 AM View: Constituents View

Plant Bowen Client: Southern Company Data: Bowen AP-1

	BGWC-31	BGWC-32	BGWC-34D	BGWC-35D	BGWC-36D	BGWC-37D	BGWC-38D	BGWC-39	BGWC-40
10/17/2018					<0.0005				
10/18/2018	<0.0005								
10/19/2018			<0.0005						
10/22/2018		<0.0005		<0.0005					
4/2/2019					<0.0005				
4/4/2019	<0.0005		<0.0005	<0.0005					
4/5/2019		<0.0005							
9/24/2019	<0.0005		<0.0005						
9/26/2019		<0.0005		<0.0005					
9/27/2019					<0.0005				
2/25/2020				<0.0005		<0.0005			
2/26/2020	<0.0005				<0.0005				
2/27/2020		<0.0005	<0.0005				0.00081 (J)	<0.0005	
2/28/2020									<0.0005
3/23/2020	<0.0005				<0.0005				
3/24/2020		<0.0005	<0.0005			<0.0005	<0.0005	<0.0005	
3/25/2020				<0.0005					<0.0005
9/2/2020							0.00032 (J)		
9/25/2020		<0.0005		<0.0005		<0.0005			
9/28/2020	<0.0005		<0.0005		<0.0005				
9/29/2020								0.0002 (J)	<0.0005
2/19/2021			<0.0005						
2/22/2021	<0.0005			<0.0005		<0.0005		0.00014 (J)	<0.0005
2/23/2021		<0.0005							
3/8/2021					<0.0005				
3/9/2021							<0.0005		
3/25/2021					<0.0005				
3/26/2021				<0.0005		<0.0005			
3/29/2021	<0.0005						<0.0005		
3/30/2021		<0.0005	<0.0005						<0.0005
3/31/2021								0.00018 (J)	
8/19/2021							<0.0005		
8/20/2021	<0.0005			<0.0005		<0.0005			
8/23/2021					<0.0005				
8/24/2021			<0.0005					0.00031 (J)	<0.0005
8/25/2021		<0.0005							
2/14/2022					<0.0005		<0.0005		
2/15/2022									
2/16/2022	<0.0005	<0.0005	<0.0005					0.00012 (J)	<0.0005
2/17/2022				<0.0005		<0.0005			
7/28/2022	<0.0005		<0.0005	<0.0005		<0.0005			<0.0005
7/29/2022		<0.0005			<0.0005				
8/2/2022							<0.0005	<0.0005	

Time Series

Constituent: Cadmium (mg/L) Analysis Run 11/18/2022 2:56 AM View: Constituents View

Plant Bowen Client: Southern Company Data: Bowen AP-1

	BGWC-41D
10/17/2018	
10/18/2018	
10/19/2018	
10/22/2018	
4/2/2019	
4/4/2019	
4/5/2019	
9/24/2019	
9/26/2019	
9/27/2019	
2/25/2020	
2/26/2020	
2/27/2020	
2/28/2020	
3/23/2020	
3/24/2020	
3/25/2020	
9/2/2020	<0.0005
9/25/2020	
9/28/2020	
9/29/2020	
2/19/2021	
2/22/2021	<0.0005
2/23/2021	
3/8/2021	
3/9/2021	
3/25/2021	
3/26/2021	
3/29/2021	
3/30/2021	
3/31/2021	<0.0005
8/19/2021	
8/20/2021	
8/23/2021	
8/24/2021	<0.0005
8/25/2021	
2/14/2022	
2/15/2022	<0.0005
2/16/2022	
2/17/2022	
7/28/2022	
7/29/2022	<0.0005
8/2/2022	

Time Series

Constituent: Cadmium (mg/L) Analysis Run 11/18/2022 2:56 AM View: Constituents View

Plant Bowen Client: Southern Company Data: Bowen AP-1

	BGWC-42D	BGWC-43D	BGWC-44D	BGWC-49D	BGWC-50D	BGWC-51	BGWC-52	BGWC-7	BGWC-8
6/6/2016									
6/7/2016									<0.0005
6/8/2016								<0.0005	
8/10/2016									<0.0005
8/11/2016								<0.0005	
10/4/2016									<0.0005
10/5/2016									
10/6/2016								<0.0005	
12/2/2016									<0.0005
12/5/2016									
12/6/2016								<0.0005	
2/14/2017									<0.0005
2/15/2017								<0.0005	
4/14/2017									<0.0005
4/17/2017									
4/18/2017								<0.0005	
5/26/2017									<0.0005
6/2/2017								<0.0005	
7/10/2017									<0.0005
7/11/2017									
7/14/2017								<0.0005	
3/26/2018									<0.0005
3/27/2018								<0.0005	
6/12/2018									<0.0005
6/13/2018								<0.0005	
10/16/2018									<0.0005
10/17/2018									
10/18/2018								<0.0005	
2/25/2019									<0.0005
2/28/2019								<0.0005	
4/1/2019									<0.0005
4/2/2019								<0.0005	
9/24/2019								<0.0005	<0.0005
2/19/2020									<0.0005
2/20/2020									
2/21/2020								<0.0005	
3/18/2020									<0.0005
3/19/2020								<0.0005	
9/3/2020	<0.0005	0.0011 (J)	<0.0005						
9/23/2020									<0.0005
9/24/2020									
9/25/2020								<0.0005	
1/28/2021						0.00031 (J)	0.00025 (J)		
2/16/2021									<0.0005
2/17/2021									
2/18/2021			<0.0005					<0.0005	
2/22/2021	<0.0005								
2/23/2021						0.00043 (J)	<0.0005		
3/8/2021		0.0003 (J)							
3/24/2021									<0.0005
3/29/2021		0.00019 (J)							
3/30/2021						0.0007	0.00018 (J)	<0.0005	

Time Series

Constituent: Cadmium (mg/L) Analysis Run 11/18/2022 2:56 AM View: Constituents View

Plant Bowen Client: Southern Company Data: Bowen AP-1

	BGWC-42D	BGWC-43D	BGWC-44D	BGWC-49D	BGWC-50D	BGWC-51	BGWC-52	BGWC-7	BGWC-8
3/31/2021			<0.0005						
4/1/2021	<0.0005								
4/19/2021				<0.0005	<0.0005				
8/18/2021			<0.0005		<0.0005				<0.0005
8/19/2021								<0.0005	
8/20/2021	<0.0005								
8/23/2021		0.00036 (J)				0.00043 (J)	0.00018 (J)		
8/24/2021				<0.0005					
2/9/2022			<0.0005		<0.0005				
2/10/2022									<0.0005
2/11/2022								<0.0005	
2/14/2022						<0.0005	<0.0005		
2/15/2022		0.0015							
2/17/2022	<0.0005			<0.0005					
7/26/2022			<0.0005		<0.0005				<0.0005
7/28/2022	<0.0005						<0.0005	<0.0005	
8/1/2022		0.0011		<0.0005		<0.0005			

Time Series

Constituent: Cadmium (mg/L) Analysis Run 11/18/2022 2:56 AM View: Constituents View

Plant Bowen Client: Southern Company Data: Bowen AP-1

	BGWC-9
6/6/2016	<0.0005
6/7/2016	
6/8/2016	
8/10/2016	
8/11/2016	<0.0005
10/4/2016	
10/5/2016	<0.0005
10/6/2016	
12/2/2016	
12/5/2016	<0.0005
12/6/2016	
2/14/2017	
2/15/2017	<0.0005
4/14/2017	
4/17/2017	<0.0005
4/18/2017	
5/26/2017	<0.0005
6/2/2017	
7/10/2017	
7/11/2017	<0.0005
7/14/2017	
3/26/2018	
3/27/2018	<0.0005
6/12/2018	<0.0005
6/13/2018	
10/16/2018	
10/17/2018	<0.0005
10/18/2018	
2/25/2019	
2/28/2019	
4/1/2019	<0.0005
4/2/2019	
9/24/2019	<0.0005
2/19/2020	
2/20/2020	<0.0005
2/21/2020	
3/18/2020	
3/19/2020	<0.0005
9/3/2020	
9/23/2020	
9/24/2020	<0.0005
9/25/2020	
1/28/2021	
2/16/2021	
2/17/2021	<0.0005
2/18/2021	
2/22/2021	
2/23/2021	
3/8/2021	
3/24/2021	<0.0005
3/29/2021	
3/30/2021	

Time Series

Constituent: Cadmium (mg/L) Analysis Run 11/18/2022 2:56 AM View: Constituents View

Plant Bowen Client: Southern Company Data: Bowen AP-1

	BGWC-9
3/31/2021	
4/1/2021	
4/19/2021	
8/18/2021	<0.0005
8/19/2021	
8/20/2021	
8/23/2021	
8/24/2021	
2/9/2022	
2/10/2022	<0.0005
2/11/2022	
2/14/2022	
2/15/2022	
2/17/2022	
7/26/2022	<0.0005
7/28/2022	
8/1/2022	

Time Series

Constituent: Calcium (mg/L) Analysis Run 11/18/2022 2:56 AM View: Constituents View

Plant Bowen Client: Southern Company Data: Bowen AP-1

	BGWA-2 (bg)	BGWA-29 (bg)	BGWA-33 (bg)	BGWA-47D (bg)	BGWA-48D (bg)	BGWA-6	BGWC-10	BGWC-12	BGWC-14A
6/6/2016	39					59			
6/7/2016							50	90	
8/9/2016	32.2								
8/10/2016						56			
8/11/2016									
8/12/2016								76.6	
8/16/2016							49.2		
8/22/2016		21.4							
10/3/2016	34.1								
10/4/2016		20.9				51.4			
10/6/2016								78.7	
10/7/2016							52.6		
11/29/2016	29.7								
12/1/2016		19.8				55.9			
12/5/2016								80.9	
12/6/2016							55.4		
1/10/2017		20.4							
2/13/2017	31.2								
2/14/2017		20.9				51.1			
2/15/2017								90.7	
2/16/2017							53.2		
4/13/2017	30.5					53.4			
4/14/2017		20.7 (J)							
4/18/2017							58	94.8	
5/25/2017	33.8	22.8 (J)				59.8			
5/30/2017									
6/2/2017							55.8	108	
7/7/2017	33.1					57.8			
7/10/2017		22.3							
7/12/2017							58.1		
7/13/2017								111	
7/14/2017									
10/9/2017	33.6					58.9			
10/10/2017		4.09						93	
10/11/2017							55.7		
6/12/2018	32.4	20.3 (J)							
6/14/2018							58.4	109	
10/16/2018	34.6	19.4 (J)				55.6			
10/17/2018								110	
10/18/2018							57.8		
4/1/2019	48.2	24.6						94.8	
4/2/2019						64.1	57.8		
4/3/2019			44.9						
5/2/2019	44.8								
9/23/2019	36.3	19.2				57.9			
9/25/2019							58.1	115	
9/26/2019									
9/27/2019			41.2						
2/18/2020						66.3			
2/19/2020		20.8							
2/21/2020			50.1						
3/18/2020	40.1	22.4							

Time Series

Constituent: Calcium (mg/L) Analysis Run 11/18/2022 2:56 AM View: Constituents View

Plant Bowen Client: Southern Company Data: Bowen AP-1

	BGWA-2 (bg)	BGWA-29 (bg)	BGWA-33 (bg)	BGWA-47D (bg)	BGWA-48D (bg)	BGWA-6	BGWC-10	BGWC-12	BGWC-14A
3/19/2020						67.8		120	
3/20/2020			52.2						
3/23/2020							61.1		
5/22/2020				74					73.4
5/25/2020					36.5				
6/23/2020				99.5	39.4				80.1
7/28/2020				96.2	40.3				140
9/2/2020				109					159
9/3/2020					51.8				
9/23/2020	45.2	20.1				67.3			
9/24/2020							58.8		
9/25/2020			51.8					135	
10/1/2020				107	61.9				162
11/10/2020				117	80.3				170
12/15/2020				110	70.3				169
1/20/2021				111	67.5				157
3/23/2021		22.1							
3/24/2021								144	91.9
3/25/2021				109	68.3				
3/26/2021	46.7								
3/30/2021							61.3		
3/31/2021						63.4			
4/1/2021			49.5						
8/16/2021	48.3	21.5		108	61	66.2			
8/18/2021							61.1	156	166
8/25/2021			46.3						
2/9/2022	52.3			112	46.3	65.7			97.5
2/10/2022		20.3							
2/11/2022							66.2	164	
2/16/2022			47.5						
7/26/2022	46.7	20		105	34.5	66.1			185
7/27/2022								175	
7/28/2022							63		
8/3/2022			69.4						

Time Series

Constituent: Calcium (mg/L) Analysis Run 11/18/2022 2:56 AM View: Constituents View

Plant Bowen Client: Southern Company Data: Bowen AP-1

	BGWC-16
6/6/2016	
6/7/2016	120
8/9/2016	
8/10/2016	
8/11/2016	111
8/12/2016	
8/16/2016	
8/22/2016	
10/3/2016	
10/4/2016	
10/6/2016	
10/7/2016	103
11/29/2016	
12/1/2016	
12/5/2016	
12/6/2016	117
1/10/2017	
2/13/2017	
2/14/2017	
2/15/2017	
2/16/2017	124
4/13/2017	
4/14/2017	
4/18/2017	120
5/25/2017	
5/30/2017	111
6/2/2017	
7/7/2017	
7/10/2017	
7/12/2017	
7/13/2017	
7/14/2017	109
10/9/2017	
10/10/2017	
10/11/2017	109
6/12/2018	104
6/14/2018	
10/16/2018	
10/17/2018	
10/18/2018	112
4/1/2019	
4/2/2019	117
4/3/2019	
5/2/2019	
9/23/2019	
9/25/2019	
9/26/2019	136
9/27/2019	
2/18/2020	
2/19/2020	
2/21/2020	
3/18/2020	

Time Series

Constituent: Calcium (mg/L) Analysis Run 11/18/2022 2:56 AM View: Constituents View

Plant Bowen Client: Southern Company Data: Bowen AP-1

	BGWC-16
3/19/2020	130
3/20/2020	
3/23/2020	
5/22/2020	
5/25/2020	
6/23/2020	
7/28/2020	
9/2/2020	
9/3/2020	
9/23/2020	
9/24/2020	141
9/25/2020	
10/1/2020	
11/10/2020	
12/15/2020	
1/20/2021	
3/23/2021	
3/24/2021	140
3/25/2021	
3/26/2021	
3/30/2021	
3/31/2021	
4/1/2021	
8/16/2021	
8/18/2021	139
8/25/2021	
2/9/2022	
2/10/2022	
2/11/2022	160
2/16/2022	
7/26/2022	
7/27/2022	194
7/28/2022	
8/3/2022	

Time Series

Constituent: Calcium (mg/L) Analysis Run 11/18/2022 2:56 AM View: Constituents View

Plant Bowen Client: Southern Company Data: Bowen AP-1

	BGWC-17	BGWC-18	BGWC-19	BGWC-20	BGWC-21	BGWC-22	BGWC-23	BGWC-24	BGWC-25
6/7/2016	65								
6/8/2016		76	55	200	43	350			32
6/9/2016							300	800	
8/11/2016	61								
8/12/2016		61.7	61.2	196					
8/15/2016									33.1
8/18/2016					38.6	370	290	730	
10/7/2016	71	84.7	70.2						
10/10/2016				198	37.5	375	296	680	41
12/6/2016	68.7	88.1							
12/7/2016			48.6	215			271	387	
12/8/2016					43.4	434			38.5
1/23/2017									
2/7/2017									
2/16/2017	65.5	53.7	64.7						
2/17/2017				221	41	434			
2/20/2017							323	823	40.7
3/27/2017									
4/17/2017									
4/19/2017	68.9	57.1	69.5	240	39.4		298	893 (J)	
4/20/2017						422			40.7
5/22/2017									
5/30/2017	72.6								
6/1/2017		44.8	50.8	286	42.3				44.2
6/5/2017						398	310	1080	
7/11/2017									
7/14/2017	70.6	60	67						
7/17/2017							319	1120	41.9
7/18/2017				244	40.9				
7/19/2017						461			
8/23/2017									
10/10/2017									
10/11/2017	67.3	67	57.3	222			438	1310	41.1
10/12/2017					43.3	515			
6/13/2018				234			385	970	
6/14/2018	65.7	53.1			39.4	482			44.8
6/15/2018			49.7						
10/17/2018	69.7								
10/18/2018		60.4							
10/19/2018			63.1		40.6				
10/22/2018				241		575	424	1150	52.2
4/2/2019	63.9	53.3							
4/3/2019			51.3	220	43.4	458	396	945	
4/4/2019									54.8
5/2/2019						647			
9/26/2019	94.2	91.7	80.8	243					
9/27/2019						658	533		
9/30/2019					43.2			1050	47.8
2/25/2020						445			
2/26/2020									
3/19/2020	68.1								
3/20/2020		49.3	52.1		48.2	514			

Time Series

Constituent: Calcium (mg/L) Analysis Run 11/18/2022 2:56 AM View: Constituents View

Plant Bowen Client: Southern Company Data: Bowen AP-1

	BGWC-17	BGWC-18	BGWC-19	BGWC-20	BGWC-21	BGWC-22	BGWC-23	BGWC-24	BGWC-25
3/23/2020				253			602		
3/24/2020									49.6
3/25/2020								1100	
9/24/2020	84.9	68.7			42	750	647		
9/25/2020								998	
9/28/2020			50.1	273					50.7
3/24/2021	72	48.2							
3/25/2021									
3/26/2021			46.4				717	821	52.8
3/29/2021				296	46.6	714			
7/19/2021						693	728	717	
7/20/2021									
8/19/2021	74	49.2							51.2
8/20/2021			47.2	262	45.1				
8/23/2021						681	638	827	
11/1/2021						708	695	808	
2/11/2022	83.5								
2/14/2022							740		
2/15/2022						680		791	
2/16/2022		49	60.5	288	44.1				51.4
7/27/2022	80.9	65.9	63.2	284					52.1
7/28/2022					43.1				
8/1/2022							559		
8/2/2022						717		90	
10/21/2022								600 (R)	

Time Series

Constituent: Calcium (mg/L) Analysis Run 11/18/2022 2:57 AM View: Constituents View

Plant Bowen Client: Southern Company Data: Bowen AP-1

	BGWC-30
6/7/2016	
6/8/2016	
6/9/2016	
8/11/2016	
8/12/2016	
8/15/2016	
8/18/2016	
10/7/2016	
10/10/2016	
12/6/2016	
12/7/2016	
12/8/2016	
1/23/2017	372
2/7/2017	351
2/16/2017	
2/17/2017	
2/20/2017	
3/27/2017	417
4/17/2017	415
4/19/2017	
4/20/2017	
5/22/2017	885
5/30/2017	
6/1/2017	
6/5/2017	413
7/11/2017	449
7/14/2017	
7/17/2017	
7/18/2017	
7/19/2017	
8/23/2017	409
10/10/2017	339
10/11/2017	
10/12/2017	
6/13/2018	
6/14/2018	
6/15/2018	198
10/17/2018	
10/18/2018	
10/19/2018	
10/22/2018	230
4/2/2019	181
4/3/2019	
4/4/2019	
5/2/2019	
9/26/2019	
9/27/2019	103
9/30/2019	
2/25/2020	
2/26/2020	85.3
3/19/2020	
3/20/2020	

Time Series

Constituent: Calcium (mg/L) Analysis Run 11/18/2022 2:57 AM View: Constituents View

Plant Bowen Client: Southern Company Data: Bowen AP-1

	BGWC-30
3/23/2020	107
3/24/2020	
3/25/2020	
9/24/2020	
9/25/2020	93.3
9/28/2020	
3/24/2021	
3/25/2021	81.1
3/26/2021	
3/29/2021	
7/19/2021	
7/20/2021	87.8
8/19/2021	109
8/20/2021	
8/23/2021	
11/1/2021	108
2/11/2022	
2/14/2022	129
2/15/2022	
2/16/2022	
7/27/2022	
7/28/2022	
8/1/2022	111
8/2/2022	
10/21/2022	

Time Series

Constituent: Calcium (mg/L) Analysis Run 11/18/2022 2:57 AM View: Constituents View

Plant Bowen Client: Southern Company Data: Bowen AP-1

	BGWC-31	BGWC-32	BGWC-34D	BGWC-35D	BGWC-36D	BGWC-37D	BGWC-38D	BGWC-39	BGWC-40
10/17/2018					262				
10/18/2018	90.1								
10/19/2018			105						
10/22/2018		234		384					
4/2/2019					200				
4/4/2019	69.3		104	442					
4/5/2019		265							
5/3/2019		203							
9/24/2019	70.7		102						
9/26/2019		290		417					
9/27/2019					184				
11/15/2019		346							
12/13/2019								558	
12/16/2019									162
2/25/2020				341		107			
2/26/2020					107				
2/27/2020							268		
3/23/2020	72.5				122				
3/24/2020		210	112			112	314	161	
3/25/2020				234					160
5/4/2020									
9/2/2020							228		
9/25/2020		338		169		99.9			
9/28/2020	77.8		117		165				
9/29/2020								576	165
3/25/2021					162				
3/26/2021				529		103			
3/29/2021	77.2						161		
3/30/2021		289	112						158
3/31/2021								336	
8/19/2021							124		
8/20/2021	78.7			379		100			
8/23/2021					174				
8/24/2021			110					439	150
8/25/2021		244							
11/1/2021							144		
2/14/2022					188		187		
2/15/2022									
2/16/2022	81.4	247	127					424	155
2/17/2022				483		112			
7/28/2022	75.4		123	403		109			138
7/29/2022		226			156				
8/2/2022							186	488	

Time Series

Constituent: Calcium (mg/L) Analysis Run 11/18/2022 2:57 AM View: Constituents View

Plant Bowen Client: Southern Company Data: Bowen AP-1

	BGWC-41D
10/17/2018	
10/18/2018	
10/19/2018	
10/22/2018	
4/2/2019	
4/4/2019	
4/5/2019	
5/3/2019	
9/24/2019	
9/26/2019	
9/27/2019	
11/15/2019	
12/13/2019	
12/16/2019	
2/25/2020	
2/26/2020	
2/27/2020	
3/23/2020	
3/24/2020	
3/25/2020	
5/4/2020	155
9/2/2020	159
9/25/2020	
9/28/2020	
9/29/2020	
3/25/2021	
3/26/2021	
3/29/2021	
3/30/2021	
3/31/2021	166
8/19/2021	
8/20/2021	
8/23/2021	
8/24/2021	173
8/25/2021	
11/1/2021	
2/14/2022	
2/15/2022	198
2/16/2022	
2/17/2022	
7/28/2022	
7/29/2022	202
8/2/2022	

Time Series

Constituent: Calcium (mg/L) Analysis Run 11/18/2022 2:57 AM View: Constituents View

Plant Bowen Client: Southern Company Data: Bowen AP-1

	BGWC-42D	BGWC-43D	BGWC-44D	BGWC-49D	BGWC-50D	BGWC-51	BGWC-52	BGWC-7	BGWC-8
6/6/2016									
6/7/2016									7.9
6/8/2016								140	
8/10/2016									36.8
8/11/2016								141	
10/4/2016									39.7
10/5/2016									
10/6/2016								147	
12/2/2016									37.8
12/5/2016									
12/6/2016								146	
2/14/2017									35.2
2/15/2017								163	
4/14/2017									37.5
4/17/2017									
4/18/2017								155	
5/26/2017									41.7
6/2/2017								156	
7/10/2017									39
7/11/2017									
7/14/2017								157	
10/10/2017									36.9
10/11/2017								137	
6/12/2018									38.1
6/13/2018								151	
10/16/2018									44.8
10/17/2018									
10/18/2018								154	
4/1/2019									47.2
4/2/2019								140	
9/24/2019								151	42.4
3/18/2020									43
3/19/2020								142	
5/4/2020		361	51.1						
5/11/2020	109								
5/20/2020	76.6	335							
9/3/2020	100	383	50.2						
9/23/2020									41.6
9/24/2020									
9/25/2020								138	
1/28/2021						624	350		
3/24/2021									42.1
3/29/2021		326							
3/30/2021						562	353	145	
3/31/2021			50.9						
4/1/2021	94								
4/19/2021				204	50.8				
7/20/2021		297							
8/18/2021			54.2		56.7				44.5
8/19/2021								141	
8/20/2021	99.7								
8/23/2021		349				561	286		

Time Series

Constituent: Calcium (mg/L) Analysis Run 11/18/2022 2:57 AM View: Constituents View

Plant Bowen Client: Southern Company Data: Bowen AP-1

	BGWC-42D	BGWC-43D	BGWC-44D	BGWC-49D	BGWC-50D	BGWC-51	BGWC-52	BGWC-7	BGWC-8
8/24/2021				238					
2/9/2022			49.1		60.3				
2/10/2022									44.9
2/11/2022								148	
2/14/2022						155	72.8		
2/15/2022		344							
2/17/2022	98.4			239					
7/26/2022			49.7		61.1				41.8
7/28/2022	93.4						52.3	136	
8/1/2022		350		236		112			

Time Series

Constituent: Calcium (mg/L) Analysis Run 11/18/2022 2:57 AM View: Constituents View

Plant Bowen Client: Southern Company Data: Bowen AP-1

	BGWC-9
6/6/2016	66
6/7/2016	
6/8/2016	
8/10/2016	
8/11/2016	65.2
10/4/2016	
10/5/2016	66.7
10/6/2016	
12/2/2016	
12/5/2016	74.6
12/6/2016	
2/14/2017	
2/15/2017	74.6
4/14/2017	
4/17/2017	65.6
4/18/2017	
5/26/2017	70.4
6/2/2017	
7/10/2017	
7/11/2017	66.9
7/14/2017	
10/10/2017	61.7
10/11/2017	
6/12/2018	53.4
6/13/2018	
10/16/2018	
10/17/2018	63
10/18/2018	
4/1/2019	59.3
4/2/2019	
9/24/2019	57.6
3/18/2020	
3/19/2020	61.5
5/4/2020	
5/11/2020	
5/20/2020	
9/3/2020	
9/23/2020	
9/24/2020	59
9/25/2020	
1/28/2021	
3/24/2021	59.9
3/29/2021	
3/30/2021	
3/31/2021	
4/1/2021	
4/19/2021	
7/20/2021	
8/18/2021	63
8/19/2021	
8/20/2021	
8/23/2021	

Time Series

Constituent: Calcium (mg/L) Analysis Run 11/18/2022 2:57 AM View: Constituents View

Plant Bowen Client: Southern Company Data: Bowen AP-1

	BGWC-9
8/24/2021	
2/9/2022	
2/10/2022	65.6
2/11/2022	
2/14/2022	
2/15/2022	
2/17/2022	
7/26/2022	66.3
7/28/2022	
8/1/2022	

Time Series

Constituent: Chloride (mg/L) Analysis Run 11/18/2022 2:57 AM View: Constituents View

Plant Bowen Client: Southern Company Data: Bowen AP-1

	BGWA-2 (bg)	BGWA-29 (bg)	BGWA-33 (bg)	BGWA-47D (bg)	BGWA-48D (bg)	BGWA-6	BGWC-10	BGWC-12	BGWC-14A
6/6/2016	2.9					5.6			
6/7/2016							19	44	
8/9/2016	2.5								
8/10/2016						5.3			
8/11/2016									
8/12/2016								43	
8/16/2016							20		
8/22/2016		4.2							
10/3/2016	2.5								
10/4/2016		2.1				5.6			
10/6/2016								41	
10/7/2016							21		
11/29/2016	2.6								
12/1/2016		1.8				6.2			
12/5/2016								41	
12/6/2016							22		
1/10/2017		1.6							
2/13/2017	2.1								
2/14/2017		1.9				8.8			
2/15/2017								39	
2/16/2017							22		
4/13/2017	2.1					10			
4/14/2017		1.5							
4/18/2017							21	39	
5/25/2017	2.4	1.5				11			
5/30/2017									
6/2/2017							20	37	
7/7/2017	1.9					12			
7/10/2017		1.6							
7/12/2017							23		
7/13/2017								38	
7/14/2017									
10/9/2017	1.9					18			
10/10/2017		1.7						38	
10/11/2017							24		
6/12/2018	3.4	1.8							
6/14/2018							23.1	30.5	
10/16/2018	3.3	1.5				10.7			
10/17/2018								30.7	
10/18/2018							26.9		
4/1/2019	4.2	1.6						24.1	
4/2/2019						9	24.1		
4/3/2019			5.2						
5/2/2019	4.3								
9/23/2019	3.1	1.2				8.6			
9/25/2019							25.1	23.6	
9/26/2019									
9/27/2019			394 (o)						
2/18/2020						8.2			
2/19/2020		1.3							
2/21/2020			2.6						
3/18/2020	3.1	1.4							

Time Series

Constituent: Chloride (mg/L) Analysis Run 11/18/2022 2:57 AM View: Constituents View

Plant Bowen Client: Southern Company Data: Bowen AP-1

	BGWA-2 (bg)	BGWA-29 (bg)	BGWA-33 (bg)	BGWA-47D (bg)	BGWA-48D (bg)	BGWA-6	BGWC-10	BGWC-12	BGWC-14A
3/19/2020						7.8		20.5	
3/20/2020			4						
3/23/2020							20.8		
5/22/2020				6.6					32
5/25/2020					4				
6/23/2020				5.9	5.5				15.7
7/28/2020				5.9	4.6				20.6
9/2/2020				6					18.9
9/3/2020					6.3				
9/23/2020	4.2	1.1				8.4			
9/24/2020							25.4		
9/25/2020			3.3					20.2	
10/1/2020				6	7.5				18.6
11/10/2020				5.5	7.7				19.6
12/15/2020				6.3	8				20.7
1/20/2021				5.7	7.2				21.9
3/23/2021		1.2							
3/24/2021								18.4	14.1
3/25/2021				5.7	7.5				
3/26/2021	3.6								
3/30/2021							23.8		
3/31/2021						13.4			
4/1/2021			2.9						
8/16/2021	3.4	1.1		5.7	8	15.6			
8/18/2021							25.1	15.8	17.1
8/25/2021			3.3						
2/9/2022	3.7			5.4	8.9	10.1			10.8
2/10/2022		1.2							
2/11/2022							28.2	16.4	
2/16/2022			2.8						
7/26/2022	3.2	0.97 (J)		5.5	4.6	8.5			19.6
7/27/2022								16.2	
7/28/2022							30		
8/3/2022			3.4						

Time Series

Constituent: Chloride (mg/L) Analysis Run 11/18/2022 2:57 AM View: Constituents View

Plant Bowen Client: Southern Company Data: Bowen AP-1

	BGWC-16
6/6/2016	
6/7/2016	37
8/9/2016	
8/10/2016	
8/11/2016	41
8/12/2016	
8/16/2016	
8/22/2016	
10/3/2016	
10/4/2016	
10/6/2016	
10/7/2016	44
11/29/2016	
12/1/2016	
12/5/2016	
12/6/2016	48
1/10/2017	
2/13/2017	
2/14/2017	
2/15/2017	
2/16/2017	46
4/13/2017	
4/14/2017	
4/18/2017	41
5/25/2017	
5/30/2017	38
6/2/2017	
7/7/2017	
7/10/2017	
7/12/2017	
7/13/2017	
7/14/2017	35
10/9/2017	
10/10/2017	
10/11/2017	36
6/12/2018	27.2
6/14/2018	
10/16/2018	
10/17/2018	
10/18/2018	25.2
4/1/2019	
4/2/2019	20.3
4/3/2019	
5/2/2019	
9/23/2019	
9/25/2019	
9/26/2019	28.7
9/27/2019	
2/18/2020	
2/19/2020	
2/21/2020	
3/18/2020	

Time Series

Constituent: Chloride (mg/L) Analysis Run 11/18/2022 2:57 AM View: Constituents View

Plant Bowen Client: Southern Company Data: Bowen AP-1

	BGWC-16
3/19/2020	22
3/20/2020	
3/23/2020	
5/22/2020	
5/25/2020	
6/23/2020	
7/28/2020	
9/2/2020	
9/3/2020	
9/23/2020	
9/24/2020	28.8
9/25/2020	
10/1/2020	
11/10/2020	
12/15/2020	
1/20/2021	
3/23/2021	
3/24/2021	24
3/25/2021	
3/26/2021	
3/30/2021	
3/31/2021	
4/1/2021	
8/16/2021	
8/18/2021	19.9
8/25/2021	
2/9/2022	
2/10/2022	
2/11/2022	22.3
2/16/2022	
7/26/2022	
7/27/2022	23.1
7/28/2022	
8/3/2022	

Time Series

Constituent: Chloride (mg/L) Analysis Run 11/18/2022 2:57 AM View: Constituents View

Plant Bowen Client: Southern Company Data: Bowen AP-1

	BGWC-17	BGWC-18	BGWC-19	BGWC-20	BGWC-21	BGWC-22	BGWC-23	BGWC-24	BGWC-25
6/7/2016	26								
6/8/2016		48	23	130	7.1	440			6.4
6/9/2016							480	1900	
8/11/2016	34								
8/12/2016		27	26	130					
8/15/2016									4.3
8/18/2016					6.9	500	400	1600	
10/7/2016	38	72	41						
10/10/2016				140	7.1	480	390	1400	3.5
12/6/2016	45	73							
12/7/2016			23	130			450	970	
12/8/2016					6.3	540			2.8
1/23/2017									
2/7/2017									
2/16/2017	40	19	31						
2/17/2017				140	5.6	570			
2/20/2017							470	1900	4.2
3/27/2017									
4/17/2017									
4/19/2017	38	13	30	140	5		420	1900	
4/20/2017						740			4.1
5/22/2017									
5/30/2017	41								
6/1/2017		8	13	130	4.9				4.4
6/5/2017						530	450	1900	
7/11/2017									
7/14/2017	36	11	19						
7/17/2017							470	2100	5
7/18/2017				140	4.2				
7/19/2017						540			
8/23/2017									
10/10/2017									
10/11/2017	45	24	19	130			510	1600	4.1
10/12/2017					4.8	700			
6/13/2018				150			598	1880	
6/14/2018	33.3	7.3			3.3	725			3.4
6/15/2018			9.3						
10/17/2018	41.8								
10/18/2018		10.9							
10/19/2018			15.3		4.1				
10/22/2018				149		827	639	2050	3.9
4/2/2019	18.7	4.5							
4/3/2019			9.7	144	5	856	679	1890	
4/4/2019									3.8
5/2/2019						999			
9/26/2019	47.1	60.5	26	128					
9/27/2019						996	918		
9/30/2019					4.7			2040	5.2
2/25/2020						547			
2/26/2020									
3/19/2020	21.9								
3/20/2020		5.3	6.6		4.2	665			

Time Series

Constituent: Chloride (mg/L) Analysis Run 11/18/2022 2:57 AM View: Constituents View

Plant Bowen Client: Southern Company Data: Bowen AP-1

	BGWC-17	BGWC-18	BGWC-19	BGWC-20	BGWC-21	BGWC-22	BGWC-23	BGWC-24	BGWC-25
3/23/2020				125			788		
3/24/2020									3.6
3/25/2020								1670	
9/24/2020	50.1	30.3			4	1050	988		
9/25/2020								1640	
9/28/2020			8.6	152					5.6
3/24/2021	35.6	6.1							
3/25/2021									
3/26/2021			5.8				928	1240	5.7
3/29/2021				131	5	886			
7/19/2021						579	570	575	
7/20/2021									
8/19/2021	38.2	10.4							5.1
8/20/2021			4.4	144	4.4				
8/23/2021						879	898	1250	
11/1/2021						744	688	661	
2/11/2022	38.5								
2/14/2022							925		
2/15/2022						789		1120	
2/16/2022		7.7	6.7	141	4				5.7
7/27/2022	43.2	14.9	7.8	169					6.2
7/28/2022					4.7				
8/1/2022							794		
8/2/2022						828		17.1	
10/21/2022								836 (R)	

Time Series

Constituent: Chloride (mg/L) Analysis Run 11/18/2022 2:57 AM View: Constituents View

Plant Bowen Client: Southern Company Data: Bowen AP-1

	BGWC-30
6/7/2016	
6/8/2016	
6/9/2016	
8/11/2016	
8/12/2016	
8/15/2016	
8/18/2016	
10/7/2016	
10/10/2016	
12/6/2016	
12/7/2016	
12/8/2016	
1/23/2017	780
2/7/2017	780
2/16/2017	
2/17/2017	
2/20/2017	
3/27/2017	790
4/17/2017	770
4/19/2017	
4/20/2017	
5/22/2017	890
5/30/2017	
6/1/2017	
6/5/2017	870
7/11/2017	840
7/14/2017	
7/17/2017	
7/18/2017	
7/19/2017	
8/23/2017	800
10/10/2017	730
10/11/2017	
10/12/2017	
6/13/2018	
6/14/2018	
6/15/2018	390
10/17/2018	
10/18/2018	
10/19/2018	
10/22/2018	400
4/2/2019	333
4/3/2019	
4/4/2019	
5/2/2019	
9/26/2019	
9/27/2019	143
9/30/2019	
2/25/2020	
2/26/2020	100
3/19/2020	
3/20/2020	

Time Series

Constituent: Chloride (mg/L) Analysis Run 11/18/2022 2:57 AM View: Constituents View

Plant Bowen Client: Southern Company Data: Bowen AP-1

	BGWC-30
3/23/2020	117
3/24/2020	
3/25/2020	
9/24/2020	
9/25/2020	127
9/28/2020	
3/24/2021	
3/25/2021	85.5
3/26/2021	
3/29/2021	
7/19/2021	
7/20/2021	95.3
8/19/2021	117
8/20/2021	
8/23/2021	
11/1/2021	133
2/11/2022	
2/14/2022	146
2/15/2022	
2/16/2022	
7/27/2022	
7/28/2022	
8/1/2022	114
8/2/2022	
10/21/2022	

Time Series

Constituent: Chloride (mg/L) Analysis Run 11/18/2022 2:57 AM View: Constituents View

Plant Bowen Client: Southern Company Data: Bowen AP-1

	BGWC-31	BGWC-32	BGWC-34D	BGWC-35D	BGWC-36D	BGWC-37D	BGWC-38D	BGWC-39	BGWC-40
10/17/2018					492				
10/18/2018	51.2								
10/19/2018			28						
10/22/2018		274		573					
4/2/2019					378				
4/4/2019	32.7		28.4	605					
4/5/2019		270							
5/3/2019		257							
9/24/2019	38		32.2						
9/26/2019		358		500					
9/27/2019					357				
11/15/2019		455							
12/13/2019								703	
12/16/2019									254
2/25/2020				441		160			
2/26/2020					185				
2/27/2020							386		
3/23/2020	28.4				187				
3/24/2020		203	28.4			127	445	155	
3/25/2020				291					219
5/4/2020									
9/2/2020							309		
9/25/2020		449		435		105			
9/28/2020	34.5		36.6		277				
9/29/2020								792	218
3/25/2021					248				
3/26/2021				696		87.7			
3/29/2021	9.4						227		
3/30/2021		355	37.2						175
3/31/2021								337	
8/19/2021							155		
8/20/2021	34.9			545		92.3			
8/23/2021					268				
8/24/2021			40.1					521	156
8/25/2021		274							
11/1/2021							206		
2/14/2022					241		237		
2/15/2022									
2/16/2022	30.9	262	39.2					409	150
2/17/2022				627		105			
7/28/2022	32.9		44.9	666		138			149
7/29/2022		292			283				
8/2/2022							244	560	

Time Series

Constituent: Chloride (mg/L) Analysis Run 11/18/2022 2:57 AM View: Constituents View

Plant Bowen Client: Southern Company Data: Bowen AP-1

	BGWC-41D
10/17/2018	
10/18/2018	
10/19/2018	
10/22/2018	
4/2/2019	
4/4/2019	
4/5/2019	
5/3/2019	
9/24/2019	
9/26/2019	
9/27/2019	
11/15/2019	
12/13/2019	
12/16/2019	
2/25/2020	
2/26/2020	
2/27/2020	
3/23/2020	
3/24/2020	
3/25/2020	
5/4/2020	218
9/2/2020	210
9/25/2020	
9/28/2020	
9/29/2020	
3/25/2021	
3/26/2021	
3/29/2021	
3/30/2021	
3/31/2021	261
8/19/2021	
8/20/2021	
8/23/2021	
8/24/2021	262
8/25/2021	
11/1/2021	
2/14/2022	
2/15/2022	296
2/16/2022	
2/17/2022	
7/28/2022	
7/29/2022	381
8/2/2022	

Time Series

Constituent: Chloride (mg/L) Analysis Run 11/18/2022 2:57 AM View: Constituents View

Plant Bowen Client: Southern Company Data: Bowen AP-1

	BGWC-42D	BGWC-43D	BGWC-44D	BGWC-49D	BGWC-50D	BGWC-51	BGWC-52	BGWC-7	BGWC-8
6/6/2016									
6/7/2016									2
6/8/2016								11	
8/10/2016									2.1
8/11/2016								11	
10/4/2016									2.3
10/5/2016									
10/6/2016								11	
12/2/2016									2.1
12/5/2016									
12/6/2016								11	
2/14/2017									2
2/15/2017								12	
4/14/2017									1.7
4/17/2017									
4/18/2017								12	
5/26/2017									1.6
6/2/2017								11	
7/10/2017									1.5
7/11/2017									
7/14/2017								11	
10/10/2017									1.9
10/11/2017								12	
6/12/2018									2.3
6/13/2018								10.8	
10/16/2018									2.6
10/17/2018									
10/18/2018								11.7	
4/1/2019									1.8
4/2/2019								9.4	
9/24/2019								8	1.5
3/18/2020									1.5
3/19/2020								8.4	
5/4/2020		535	12.7						
5/11/2020	84.6								
5/20/2020	73.4	550							
9/3/2020	115	564	18.6						
9/23/2020									1.5
9/24/2020									
9/25/2020								13.1	
1/28/2021						835	484		
3/24/2021									1.5
3/29/2021		443							
3/30/2021						772	472	8.8	
3/31/2021			21.9						
4/1/2021	98.2								
4/19/2021				419	25.6				
7/20/2021		384							
8/18/2021			12.8		10				1.7
8/19/2021								7.6	
8/20/2021	131								
8/23/2021		478				756	384		

Time Series

Constituent: Chloride (mg/L) Analysis Run 11/18/2022 2:57 AM View: Constituents View

Plant Bowen Client: Southern Company Data: Bowen AP-1

	BGWC-42D	BGWC-43D	BGWC-44D	BGWC-49D	BGWC-50D	BGWC-51	BGWC-52	BGWC-7	BGWC-8
8/24/2021				433					
2/9/2022			17		15.3				
2/10/2022									1.6
2/11/2022								8	
2/14/2022						128	46.8		
2/15/2022		496							
2/17/2022	126			410					
7/26/2022			14.7		18.2				1.6
7/28/2022	117						33.9	8.9	
8/1/2022		487		415		95.4			

Time Series

Constituent: Chloride (mg/L) Analysis Run 11/18/2022 2:57 AM View: Constituents View

Plant Bowen Client: Southern Company Data: Bowen AP-1

	BGWC-9
6/6/2016	27
6/7/2016	
6/8/2016	
8/10/2016	
8/11/2016	30
10/4/2016	
10/5/2016	36
10/6/2016	
12/2/2016	
12/5/2016	40
12/6/2016	
2/14/2017	
2/15/2017	38
4/14/2017	
4/17/2017	35
4/18/2017	
5/26/2017	35
6/2/2017	
7/10/2017	
7/11/2017	33
7/14/2017	
10/10/2017	35
10/11/2017	
6/12/2018	21.3
6/13/2018	
10/16/2018	
10/17/2018	29.4
10/18/2018	
4/1/2019	13.4
4/2/2019	
9/24/2019	13.2
3/18/2020	
3/19/2020	7.3
5/4/2020	
5/11/2020	
5/20/2020	
9/3/2020	
9/23/2020	
9/24/2020	9.2
9/25/2020	
1/28/2021	
3/24/2021	8
3/29/2021	
3/30/2021	
3/31/2021	
4/1/2021	
4/19/2021	
7/20/2021	
8/18/2021	8.5
8/19/2021	
8/20/2021	
8/23/2021	

Time Series

Constituent: Chloride (mg/L) Analysis Run 11/18/2022 2:57 AM View: Constituents View

Plant Bowen Client: Southern Company Data: Bowen AP-1

	BGWC-9
8/24/2021	
2/9/2022	
2/10/2022	8.9
2/11/2022	
2/14/2022	
2/15/2022	
2/17/2022	
7/26/2022	10.9
7/28/2022	
8/1/2022	

Time Series

Constituent: Chromium (mg/L) Analysis Run 11/18/2022 2:57 AM View: Constituents View

Plant Bowen Client: Southern Company Data: Bowen AP-1

	BGWA-2 (bg)	BGWA-29 (bg)	BGWA-33 (bg)	BGWA-47D (bg)	BGWA-48D (bg)	BGWA-6	BGWC-10	BGWC-12	BGWC-14A
6/6/2016	<0.005					<0.005			
6/7/2016							<0.005	<0.005	
8/9/2016	0.0019 (J)								
8/10/2016						0.0044 (J)			
8/11/2016									
8/12/2016								<0.005	
8/16/2016							<0.005		
8/22/2016		<0.005							
10/3/2016	<0.005								
10/4/2016		0.0013 (J)				<0.005			
10/6/2016								<0.005	
10/7/2016							<0.005		
11/29/2016	<0.005								
12/1/2016		<0.005				<0.005			
12/5/2016								<0.005	
12/6/2016							<0.005		
1/10/2017		<0.005							
2/13/2017	<0.005								
2/14/2017		<0.005				<0.005			
2/15/2017								<0.005	
2/16/2017							<0.005		
4/13/2017	0.0005 (J)					<0.005			
4/14/2017		0.0005 (J)							
4/18/2017							<0.005	<0.005	
5/25/2017	<0.005	0.0004 (J)				<0.005			
5/30/2017									
6/2/2017							<0.005	0.0003 (J)	
7/7/2017	0.0008 (J)					<0.005			
7/10/2017		0.0005 (J)							
7/12/2017							<0.005		
7/13/2017								<0.005	
7/14/2017									
3/26/2018	<0.005	<0.005							
3/27/2018							<0.005		
3/28/2018								<0.005	
2/25/2019	<0.005								
2/27/2019		<0.005							
2/28/2019							<0.005	<0.005	
4/1/2019	<0.005	<0.005						<0.005	
4/2/2019						<0.005	<0.005		
4/3/2019			<0.005						
9/23/2019	<0.005	0.00047 (J)				<0.005			
9/25/2019							<0.005	0.00055 (J)	
9/26/2019									
9/27/2019			<0.005						
2/18/2020	0.00048 (J)					<0.005			
2/19/2020		0.00053 (J)							
2/20/2020							<0.005		
2/21/2020			0.00051 (J)						
2/24/2020								<0.005	
3/18/2020	<0.005	0.00052 (J)							
3/19/2020						0.0015 (J)		0.0004 (J)	

Time Series

Constituent: Chromium (mg/L) Analysis Run 11/18/2022 2:57 AM View: Constituents View

Plant Bowen Client: Southern Company Data: Bowen AP-1

	BGWA-2 (bg)	BGWA-29 (bg)	BGWA-33 (bg)	BGWA-47D (bg)	BGWA-48D (bg)	BGWA-6	BGWC-10	BGWC-12	BGWC-14A
3/20/2020			0.0007 (J)						
3/23/2020							0.0011 (J)		
5/22/2020				0.00044 (J)					<0.005
5/25/2020					<0.005				
6/23/2020				0.00043 (J)	0.00042 (J)				<0.005
7/28/2020				<0.005	<0.005				<0.005
9/2/2020				<0.005					<0.005
9/3/2020					<0.005				
9/23/2020	<0.005	<0.005				<0.005			
9/24/2020							<0.005		
9/25/2020			0.00083 (J)					0.00058 (J)	
10/1/2020				0.0014 (J)	0.00056 (J)				<0.005
11/10/2020				0.00059 (J)	<0.005				<0.005
12/15/2020				0.00069	<0.005				<0.005
1/20/2021				0.00061 (J)	<0.005				<0.005
2/16/2021	<0.005	0.00071 (J)							
2/17/2021				0.00099 (J)	0.00069 (J)				
2/18/2021						<0.005	<0.005		0.026
2/19/2021			0.00077 (J)					<0.005	
3/23/2021		0.00059 (J)							
3/24/2021								0.00079 (J)	<0.005
3/25/2021				<0.005	<0.005				
3/26/2021	0.00071 (J)								
3/30/2021							<0.005		
3/31/2021						<0.005			
4/1/2021			0.00076 (J)						
8/16/2021	<0.005	<0.005		0.0022 (J)	<0.005	<0.005			
8/18/2021							<0.005	<0.005	<0.005
8/25/2021			<0.005						
2/9/2022	<0.005			<0.005	<0.005	<0.005			<0.005
2/10/2022		<0.005							
2/11/2022							<0.005	<0.005	
2/16/2022			<0.005						
7/26/2022	<0.005	<0.005		<0.005	<0.005	<0.005			<0.005
7/27/2022								<0.005	
7/28/2022							<0.005		
8/3/2022			<0.005						

Time Series

Constituent: Chromium (mg/L) Analysis Run 11/18/2022 2:57 AM View: Constituents View

Plant Bowen Client: Southern Company Data: Bowen AP-1

	BGWC-16
6/6/2016	
6/7/2016	<0.005
8/9/2016	
8/10/2016	
8/11/2016	<0.005
8/12/2016	
8/16/2016	
8/22/2016	
10/3/2016	
10/4/2016	
10/6/2016	
10/7/2016	<0.005
11/29/2016	
12/1/2016	
12/5/2016	
12/6/2016	<0.005
1/10/2017	
2/13/2017	
2/14/2017	
2/15/2017	
2/16/2017	<0.005
4/13/2017	
4/14/2017	
4/18/2017	<0.005
5/25/2017	
5/30/2017	<0.005
6/2/2017	
7/7/2017	
7/10/2017	
7/12/2017	
7/13/2017	
7/14/2017	<0.005
3/26/2018	
3/27/2018	<0.005
3/28/2018	
2/25/2019	<0.005
2/27/2019	
2/28/2019	
4/1/2019	
4/2/2019	<0.005
4/3/2019	
9/23/2019	
9/25/2019	
9/26/2019	<0.005
9/27/2019	
2/18/2020	
2/19/2020	
2/20/2020	<0.005
2/21/2020	
2/24/2020	
3/18/2020	
3/19/2020	0.00071 (J)

Time Series

Constituent: Chromium (mg/L) Analysis Run 11/18/2022 2:57 AM View: Constituents View

Plant Bowen Client: Southern Company Data: Bowen AP-1

	BGWC-16
3/20/2020	
3/23/2020	
5/22/2020	
5/25/2020	
6/23/2020	
7/28/2020	
9/2/2020	
9/3/2020	
9/23/2020	
9/24/2020	<0.005
9/25/2020	
10/1/2020	
11/10/2020	
12/15/2020	
1/20/2021	
2/16/2021	
2/17/2021	
2/18/2021	0.0019 (J)
2/19/2021	
3/23/2021	
3/24/2021	<0.005
3/25/2021	
3/26/2021	
3/30/2021	
3/31/2021	
4/1/2021	
8/16/2021	
8/18/2021	<0.005
8/25/2021	
2/9/2022	
2/10/2022	
2/11/2022	<0.005
2/16/2022	
7/26/2022	
7/27/2022	<0.005
7/28/2022	
8/3/2022	

Time Series

Constituent: Chromium (mg/L) Analysis Run 11/18/2022 2:57 AM View: Constituents View

Plant Bowen Client: Southern Company Data: Bowen AP-1

	BGWC-17	BGWC-18	BGWC-19	BGWC-20	BGWC-21	BGWC-22	BGWC-23	BGWC-24	BGWC-25
6/7/2016	<0.005								
6/8/2016		<0.005	<0.005	<0.005	<0.005	<0.005			<0.005
6/9/2016							<0.005	<0.005	
8/11/2016	<0.005								
8/12/2016		<0.005	<0.005	<0.005					
8/15/2016									<0.005
8/18/2016					<0.005	<0.005	<0.005	<0.005	
10/7/2016	<0.005	0.0011 (J)	<0.005						
10/10/2016				<0.005	<0.005	<0.005	<0.005	0.0009 (J)	<0.005
12/6/2016	<0.005	<0.005							
12/7/2016			<0.005	<0.005			0.002 (J)	<0.005	
12/8/2016					<0.005	<0.005			<0.005
1/23/2017									
2/7/2017									
2/16/2017	<0.005	<0.005	<0.005						
2/17/2017				<0.005	<0.005	<0.005			
2/20/2017							<0.005	<0.005	<0.005
3/27/2017									
4/17/2017									
4/19/2017	<0.005	<0.005	<0.005	<0.005	<0.005		<0.005	<0.005	
4/20/2017						<0.005			<0.005
5/22/2017									
5/30/2017	<0.005								
6/1/2017		<0.005	<0.005	<0.005	<0.005				<0.005
6/5/2017						<0.005	<0.005	<0.005	
7/11/2017									
7/14/2017	<0.005	<0.005	<0.005						
7/17/2017							<0.005	<0.005	<0.005
7/18/2017				<0.005	<0.005				
7/19/2017						<0.005			
8/23/2017									
3/26/2018									
3/27/2018	<0.005	<0.005	<0.005						
3/28/2018				<0.005	<0.005				<0.005
3/29/2018						<0.005	<0.005	<0.005	
2/27/2019	<0.005	<0.005		0.0048 (J)					
3/1/2019			<0.005			<0.005	0.0033 (J)	<0.005	<0.005
4/2/2019	0.00044 (J)	<0.005							
4/3/2019			<0.005	0.00088 (J)	<0.005	<0.005	0.00057 (J)	<0.005	
4/4/2019									<0.005
9/26/2019	<0.005	<0.005	<0.005	0.0022 (J)					
9/27/2019						<0.005	<0.005		
9/30/2019					<0.005			<0.005	0.0021 (J)
2/24/2020	<0.005	<0.005	<0.005	0.00096 (J)					
2/25/2020						<0.005	<0.005		
2/26/2020					<0.005			0.00051 (J)	<0.005
3/19/2020	0.00039 (J)								
3/20/2020		0.00046 (J)	<0.005		0.00041 (J)	<0.005			
3/23/2020				0.00091 (J)			0.00043 (J)		
3/24/2020									<0.005
3/25/2020								<0.005	
9/24/2020	<0.005	<0.005			<0.005	<0.005	<0.005		

Time Series

Constituent: Chromium (mg/L) Analysis Run 11/18/2022 2:57 AM View: Constituents View

Plant Bowen Client: Southern Company Data: Bowen AP-1

	BGWC-17	BGWC-18	BGWC-19	BGWC-20	BGWC-21	BGWC-22	BGWC-23	BGWC-24	BGWC-25
9/25/2020								0.00058 (J)	
9/28/2020			<0.005	0.0028 (J)					<0.005
2/18/2021	<0.005	<0.005	<0.005	0.00078 (J)					
2/19/2021					<0.005	<0.005	<0.005	<0.005	
2/23/2021									<0.005
3/8/2021									
3/24/2021	<0.005	0.00065 (J)							
3/25/2021									
3/26/2021			<0.005				<0.005	<0.005	<0.005
3/29/2021				0.0011 (J)	0.0025 (J)	<0.005			
8/19/2021	<0.005	<0.005							<0.005
8/20/2021			<0.005	<0.005	<0.005				
8/23/2021						<0.005	0.0015 (J)	<0.005	
2/11/2022	<0.005								
2/14/2022							<0.005		
2/15/2022						<0.005		<0.005	
2/16/2022		<0.005	<0.005	<0.005	<0.005				<0.005
7/27/2022	<0.005	<0.005	<0.005	<0.005					<0.005
7/28/2022					<0.005				
8/1/2022							<0.005		
8/2/2022						<0.005		<0.005	
10/21/2022								<0.005 (R)	

Time Series

Constituent: Chromium (mg/L) Analysis Run 11/18/2022 2:57 AM View: Constituents View

Plant Bowen Client: Southern Company Data: Bowen AP-1

	BGWC-30
6/7/2016	
6/8/2016	
6/9/2016	
8/11/2016	
8/12/2016	
8/15/2016	
8/18/2016	
10/7/2016	
10/10/2016	
12/6/2016	
12/7/2016	
12/8/2016	
1/23/2017	0.001 (J)
2/7/2017	<0.005
2/16/2017	
2/17/2017	
2/20/2017	
3/27/2017	<0.005
4/17/2017	<0.005
4/19/2017	
4/20/2017	
5/22/2017	0.0004 (J)
5/30/2017	
6/1/2017	
6/5/2017	0.0004 (J)
7/11/2017	0.0012 (J)
7/14/2017	
7/17/2017	
7/18/2017	
7/19/2017	
8/23/2017	0.0009 (J)
3/26/2018	<0.005
3/27/2018	
3/28/2018	
3/29/2018	
2/27/2019	
3/1/2019	<0.005
4/2/2019	0.00095 (J)
4/3/2019	
4/4/2019	
9/26/2019	
9/27/2019	0.00056 (J)
9/30/2019	
2/24/2020	
2/25/2020	
2/26/2020	0.00073 (J)
3/19/2020	
3/20/2020	
3/23/2020	0.00098 (J)
3/24/2020	
3/25/2020	
9/24/2020	

Time Series

Constituent: Chromium (mg/L) Analysis Run 11/18/2022 2:57 AM View: Constituents View

Plant Bowen Client: Southern Company Data: Bowen AP-1

	BGWC-30
9/25/2020	0.00087 (J)
9/28/2020	
2/18/2021	
2/19/2021	
2/23/2021	
3/8/2021	0.0011 (J)
3/24/2021	
3/25/2021	0.00082 (J)
3/26/2021	
3/29/2021	
8/19/2021	<0.005
8/20/2021	
8/23/2021	
2/11/2022	
2/14/2022	0.0014 (J)
2/15/2022	
2/16/2022	
7/27/2022	
7/28/2022	
8/1/2022	<0.005
8/2/2022	
10/21/2022	

Time Series

Constituent: Chromium (mg/L) Analysis Run 11/18/2022 2:57 AM View: Constituents View

Plant Bowen Client: Southern Company Data: Bowen AP-1

	BGWC-31	BGWC-32	BGWC-34D	BGWC-35D	BGWC-36D	BGWC-37D	BGWC-38D	BGWC-39	BGWC-40
4/2/2019					0.001 (J)				
4/4/2019	<0.005		<0.005	0.0011 (J)					
4/5/2019		<0.005							
9/24/2019	0.00064 (J)		<0.005						
9/26/2019		0.00062 (J)		0.00067 (J)					
9/27/2019					0.0006 (J)				
2/25/2020				<0.005		<0.005			
2/26/2020	<0.005				<0.005				
2/27/2020		0.00072 (J)	<0.005				0.0031 (J)	<0.005	
2/28/2020									0.00043 (J)
3/23/2020	0.0011 (J)				<0.005				
3/24/2020		0.0012 (J)	<0.005			0.00068 (J)	0.00042 (J)	0.001 (J)	
3/25/2020				<0.005					0.00058 (J)
9/2/2020							<0.005		
9/25/2020		0.00057 (J)		0.00072 (J)		0.00068 (J)			
9/28/2020	0.00056 (J)		<0.005		<0.005				
9/29/2020								<0.005	0.00082 (J)
2/19/2021			<0.005						
2/22/2021	<0.005			<0.005		<0.005		<0.005	<0.005
2/23/2021		<0.005							
3/8/2021					0.00057 (J)				
3/9/2021							<0.005		
3/25/2021					0.00057 (J)				
3/26/2021				<0.005		<0.005			
3/29/2021	<0.005						<0.005		
3/30/2021		<0.005	<0.005						0.00081 (J)
3/31/2021								<0.005	
8/19/2021							<0.005		
8/20/2021	<0.005			<0.005		<0.005			
8/23/2021					<0.005				
8/24/2021			<0.005					<0.005	<0.005
8/25/2021		0.0043 (J)							
2/14/2022					<0.005		<0.005		
2/15/2022									
2/16/2022	<0.005	<0.005	<0.005					<0.005	0.0011 (J)
2/17/2022				<0.005		<0.005			
7/28/2022	<0.005		<0.005	<0.005		<0.005			<0.005
7/29/2022		<0.005			<0.005				
8/2/2022							<0.005	<0.005	

Time Series

Constituent: Chromium (mg/L) Analysis Run 11/18/2022 2:57 AM View: Constituents View

Plant Bowen Client: Southern Company Data: Bowen AP-1

	BGWC-41D
4/2/2019	
4/4/2019	
4/5/2019	
9/24/2019	
9/26/2019	
9/27/2019	
2/25/2020	
2/26/2020	
2/27/2020	
2/28/2020	
3/23/2020	
3/24/2020	
3/25/2020	
9/2/2020	<0.005
9/25/2020	
9/28/2020	
9/29/2020	
2/19/2021	
2/22/2021	<0.005
2/23/2021	
3/8/2021	
3/9/2021	
3/25/2021	
3/26/2021	
3/29/2021	
3/30/2021	
3/31/2021	0.00068 (J)
8/19/2021	
8/20/2021	
8/23/2021	
8/24/2021	<0.005
8/25/2021	
2/14/2022	
2/15/2022	<0.005
2/16/2022	
2/17/2022	
7/28/2022	
7/29/2022	<0.005
8/2/2022	

Time Series

Constituent: Chromium (mg/L) Analysis Run 11/18/2022 2:57 AM View: Constituents View

Plant Bowen Client: Southern Company Data: Bowen AP-1

	BGWC-42D	BGWC-43D	BGWC-44D	BGWC-49D	BGWC-50D	BGWC-51	BGWC-52	BGWC-7	BGWC-8
6/6/2016									
6/7/2016									<0.005
6/8/2016								<0.005	
8/10/2016									0.0052 (J)
8/11/2016								<0.005	
10/4/2016									0.0015 (J)
10/5/2016									
10/6/2016								<0.005	
12/2/2016									0.0013 (J)
12/5/2016									
12/6/2016								<0.005	
2/14/2017									<0.005
2/15/2017								<0.005	
4/14/2017									0.0011 (J)
4/17/2017									
4/18/2017								<0.005	
5/26/2017									0.0008 (J)
6/2/2017								<0.005	
7/10/2017									0.0009 (J)
7/11/2017									
7/14/2017								<0.005	
3/26/2018									<0.005
3/27/2018								<0.005	
2/25/2019									<0.005
2/28/2019								<0.005	
4/1/2019									0.00091 (J)
4/2/2019								<0.005	
9/24/2019								0.00055 (J)	0.063
2/19/2020									0.0011 (J)
2/20/2020									
2/21/2020								<0.005	
3/18/2020									0.0014 (J)
3/19/2020								0.00061 (J)	
9/3/2020	<0.005	<0.005	<0.005						
9/23/2020									0.0013 (J)
9/24/2020									
9/25/2020								<0.005	
1/28/2021						<0.005	<0.005		
2/16/2021									0.001 (J)
2/17/2021									
2/18/2021			0.00093 (J)					<0.005	
2/22/2021	0.0011 (J)								
2/23/2021						0.0006 (J)	<0.005		
3/8/2021		<0.005							
3/24/2021									0.0013 (J)
3/29/2021		<0.005							
3/30/2021						<0.005	0.00061 (J)	0.00095 (J)	
3/31/2021			0.00094 (J)						
4/1/2021	0.00062 (J)								
4/19/2021				0.00071 (J)	<0.005				
8/18/2021			<0.005		<0.005				0.0012 (J)
8/19/2021								<0.005	

Time Series

Constituent: Chromium (mg/L) Analysis Run 11/18/2022 2:57 AM View: Constituents View

Plant Bowen Client: Southern Company Data: Bowen AP-1

	BGWC-42D	BGWC-43D	BGWC-44D	BGWC-49D	BGWC-50D	BGWC-51	BGWC-52	BGWC-7	BGWC-8
8/20/2021	<0.005								
8/23/2021		<0.005				<0.005	<0.005		
8/24/2021				<0.005					
2/9/2022			<0.005		<0.005				
2/10/2022									0.0014 (J)
2/11/2022								<0.005	
2/14/2022						<0.005	0.0013 (J)		
2/15/2022		0.0024 (J)							
2/17/2022	<0.005			<0.005					
7/26/2022			<0.005		<0.005				<0.005
7/28/2022	<0.005						<0.005	<0.005	
8/1/2022		<0.005		<0.005		<0.005			

Time Series

Constituent: Chromium (mg/L) Analysis Run 11/18/2022 2:57 AM View: Constituents View

Plant Bowen Client: Southern Company Data: Bowen AP-1

	BGWC-9
6/6/2016	<0.005
6/7/2016	
6/8/2016	
8/10/2016	
8/11/2016	<0.005
10/4/2016	
10/5/2016	0.002 (J)
10/6/2016	
12/2/2016	
12/5/2016	<0.005
12/6/2016	
2/14/2017	
2/15/2017	<0.005
4/14/2017	
4/17/2017	<0.005
4/18/2017	
5/26/2017	<0.005
6/2/2017	
7/10/2017	
7/11/2017	<0.005
7/14/2017	
3/26/2018	
3/27/2018	<0.005
2/25/2019	
2/28/2019	
4/1/2019	<0.005
4/2/2019	
9/24/2019	<0.005
2/19/2020	
2/20/2020	<0.005
2/21/2020	
3/18/2020	
3/19/2020	<0.005
9/3/2020	
9/23/2020	
9/24/2020	<0.005
9/25/2020	
1/28/2021	
2/16/2021	
2/17/2021	<0.005
2/18/2021	
2/22/2021	
2/23/2021	
3/8/2021	
3/24/2021	<0.005
3/29/2021	
3/30/2021	
3/31/2021	
4/1/2021	
4/19/2021	
8/18/2021	<0.005
8/19/2021	

Time Series

Constituent: Chromium (mg/L) Analysis Run 11/18/2022 2:57 AM View: Constituents View

Plant Bowen Client: Southern Company Data: Bowen AP-1

	BGWC-9
8/20/2021	
8/23/2021	
8/24/2021	
2/9/2022	
2/10/2022	<0.005
2/11/2022	
2/14/2022	
2/15/2022	
2/17/2022	
7/26/2022	<0.005
7/28/2022	
8/1/2022	

Time Series

Constituent: Cobalt (mg/L) Analysis Run 11/18/2022 2:57 AM View: Constituents View

Plant Bowen Client: Southern Company Data: Bowen AP-1

	BGWA-2 (bg)	BGWA-29 (bg)	BGWA-33 (bg)	BGWA-47D (bg)	BGWA-48D (bg)	BGWA-6	BGWC-10	BGWC-12	BGWC-14A
6/6/2016	<0.005					<0.005			
6/7/2016							<0.005	<0.005	
8/9/2016	0.0005 (J)								
8/10/2016						0.0006 (J)			
8/11/2016									
8/12/2016								<0.005	
8/16/2016							<0.005		
8/22/2016		<0.005							
10/3/2016	<0.005								
10/4/2016		<0.005				<0.005			
10/6/2016								<0.005	
10/7/2016							<0.005		
11/29/2016	<0.005								
12/1/2016		<0.005				<0.005			
12/5/2016								0.0006 (J)	
12/6/2016							<0.005		
1/10/2017		<0.005							
2/13/2017	<0.005								
2/14/2017		<0.005				<0.005			
2/15/2017								<0.005	
2/16/2017							<0.005		
4/13/2017	<0.005					<0.005			
4/14/2017		<0.005							
4/18/2017							<0.005	<0.005	
5/25/2017	<0.005	<0.005				<0.005			
5/30/2017									
6/2/2017							<0.005	<0.005	
7/7/2017	<0.005					<0.005			
7/10/2017		<0.005							
7/12/2017							<0.005		
7/13/2017								0.0003 (J)	
7/14/2017									
3/26/2018	<0.005	<0.005							
3/27/2018							<0.005		
3/28/2018								<0.005	
6/12/2018	<0.005	<0.005							
6/14/2018							<0.005	<0.005	
10/16/2018	<0.005	<0.005				0.00094 (J)			
10/17/2018								<0.005	
10/18/2018							<0.005		
2/25/2019	<0.005								
2/27/2019		<0.005							
2/28/2019							<0.005	<0.005	
4/1/2019	0.00014 (J)	<0.005						0.00034 (J)	
4/2/2019						0.00016 (J)	0.00027 (J)		
4/3/2019			0.00011 (J)						
5/2/2019	<0.005								
9/23/2019	0.00047 (J)	<0.005				0.00042 (J)			
9/25/2019							0.00056 (J)	0.0004 (J)	
9/26/2019									
9/27/2019			<0.005						
2/18/2020	<0.005					0.00032 (J)			

Time Series

Constituent: Cobalt (mg/L) Analysis Run 11/18/2022 2:57 AM View: Constituents View

Plant Bowen Client: Southern Company Data: Bowen AP-1

	BGWA-2 (bg)	BGWA-29 (bg)	BGWA-33 (bg)	BGWA-47D (bg)	BGWA-48D (bg)	BGWA-6	BGWC-10	BGWC-12	BGWC-14A
2/19/2020		<0.005							
2/20/2020							<0.005		
2/21/2020			<0.005						
2/24/2020								0.00034 (J)	
3/18/2020	<0.005	<0.005							
3/19/2020						<0.005		0.00035 (J)	
3/20/2020			<0.005						
3/23/2020							0.00031 (J)		
5/22/2020				<0.005					0.00041 (J)
5/25/2020					<0.005				
6/23/2020				0.00031 (J)	<0.005				<0.005
7/28/2020				<0.005	0.00064 (J)				<0.005
9/2/2020				<0.005					0.001 (J)
9/3/2020					<0.005				
9/23/2020	<0.005	<0.005				<0.005			
9/24/2020							<0.005		
9/25/2020			<0.005					0.00049 (J)	
10/1/2020				<0.005	0.00039 (J)				0.0018 (J)
11/10/2020				<0.005	<0.005				0.0016 (J)
12/15/2020				<0.005	<0.005				0.0018
1/20/2021				<0.005	<0.005				0.0019 (J)
2/16/2021	<0.005	<0.005							
2/17/2021				<0.005	<0.005				
2/18/2021						<0.005	<0.005		0.0013 (J)
2/19/2021			<0.005					0.00066 (J)	
3/23/2021		<0.005							
3/24/2021								0.00048 (J)	<0.005
3/25/2021				<0.005	<0.005				
3/26/2021	<0.005								
3/30/2021							0.00052 (J)		
3/31/2021						0.00094 (J)			
4/1/2021			<0.005						
8/16/2021	<0.005	<0.005		<0.005	<0.005	0.00052 (J)			
8/18/2021							0.00042 (J)	0.00085 (J)	0.0034 (J)
8/25/2021			<0.005						
2/9/2022	<0.005			<0.005	<0.005	0.0005 (J)			<0.005
2/10/2022		<0.005							
2/11/2022							0.00047 (J)	0.00057 (J)	
2/16/2022			<0.005						
7/26/2022	<0.005	<0.005		<0.005	<0.005	<0.005			0.003 (J)
7/27/2022								<0.005	
7/28/2022							0.00058 (J)		
8/3/2022			<0.005						

Time Series

Constituent: Cobalt (mg/L) Analysis Run 11/18/2022 2:57 AM View: Constituents View

Plant Bowen Client: Southern Company Data: Bowen AP-1

	BGWC-16
6/6/2016	
6/7/2016	0.0037
8/9/2016	
8/10/2016	
8/11/2016	0.0039 (J)
8/12/2016	
8/16/2016	
8/22/2016	
10/3/2016	
10/4/2016	
10/6/2016	
10/7/2016	0.0043 (J)
11/29/2016	
12/1/2016	
12/5/2016	
12/6/2016	0.005 (J)
1/10/2017	
2/13/2017	
2/14/2017	
2/15/2017	
2/16/2017	0.0054 (J)
4/13/2017	
4/14/2017	
4/18/2017	0.0054 (J)
5/25/2017	
5/30/2017	0.0045 (J)
6/2/2017	
7/7/2017	
7/10/2017	
7/12/2017	
7/13/2017	
7/14/2017	0.0049 (J)
3/26/2018	
3/27/2018	<0.005
3/28/2018	
6/12/2018	0.0048 (J)
6/14/2018	
10/16/2018	
10/17/2018	
10/18/2018	0.0047 (J)
2/25/2019	0.0071 (J)
2/27/2019	
2/28/2019	
4/1/2019	
4/2/2019	0.0056 (J)
4/3/2019	
5/2/2019	
9/23/2019	
9/25/2019	
9/26/2019	0.0093
9/27/2019	
2/18/2020	

Time Series

Constituent: Cobalt (mg/L) Analysis Run 11/18/2022 2:57 AM View: Constituents View

Plant Bowen Client: Southern Company Data: Bowen AP-1

	BGWC-16
2/19/2020	
2/20/2020	0.0092
2/21/2020	
2/24/2020	
3/18/2020	
3/19/2020	0.0089
3/20/2020	
3/23/2020	
5/22/2020	
5/25/2020	
6/23/2020	
7/28/2020	
9/2/2020	
9/3/2020	
9/23/2020	
9/24/2020	0.0095
9/25/2020	
10/1/2020	
11/10/2020	
12/15/2020	
1/20/2021	
2/16/2021	
2/17/2021	
2/18/2021	0.0088
2/19/2021	
3/23/2021	
3/24/2021	0.0078
3/25/2021	
3/26/2021	
3/30/2021	
3/31/2021	
4/1/2021	
8/16/2021	
8/18/2021	0.0098
8/25/2021	
2/9/2022	
2/10/2022	
2/11/2022	0.0097
2/16/2022	
7/26/2022	
7/27/2022	0.012
7/28/2022	
8/3/2022	

Time Series

Constituent: Cobalt (mg/L) Analysis Run 11/18/2022 2:57 AM View: Constituents View

Plant Bowen Client: Southern Company Data: Bowen AP-1

	BGWC-17	BGWC-18	BGWC-19	BGWC-20	BGWC-21	BGWC-22	BGWC-23	BGWC-24	BGWC-25
6/7/2016	<0.005								
6/8/2016		0.00071 (J)	<0.005	<0.005	0.00041 (J)	0.0079			<0.005
6/9/2016							<0.005	0.0026	
8/11/2016	<0.005								
8/12/2016		0.0006 (J)	<0.005	<0.005					
8/15/2016									<0.005
8/18/2016					<0.005	0.0109	<0.005	0.0021 (J)	
10/7/2016	<0.005	0.0005 (J)	<0.005						
10/10/2016				<0.005	<0.005	0.011	<0.005	0.0018 (J)	<0.005
12/6/2016	<0.005	0.0009 (J)							
12/7/2016			<0.005	0.0008 (J)			0.0015 (J)	0.0018 (J)	
12/8/2016					0.0006 (J)	0.013			0.0006 (J)
1/23/2017									
2/7/2017									
2/16/2017	<0.005	<0.005	<0.005						
2/17/2017				<0.005	<0.005	0.0122			
2/20/2017							<0.005	0.0027 (J)	<0.005
3/27/2017									
4/17/2017									
4/19/2017	<0.005	<0.005	<0.005	<0.005	<0.005		<0.005	0.0032 (J)	
4/20/2017						0.0116			<0.005
5/22/2017									
5/30/2017	<0.005								
6/1/2017		<0.005	<0.005	<0.005	<0.005				<0.005
6/5/2017						0.0112	<0.005	0.0034 (J)	
7/11/2017									
7/14/2017	<0.005	<0.005	<0.005						
7/17/2017							<0.005	0.0033 (J)	<0.005
7/18/2017				<0.005	0.0004 (J)				
7/19/2017						0.0131			
8/23/2017									
3/26/2018									
3/27/2018	<0.005	<0.005	<0.005						
3/28/2018				<0.005	<0.005				<0.005
3/29/2018						0.016	<0.005	<0.005	
6/13/2018				<0.005			<0.005	0.0039 (J)	
6/14/2018	<0.005	<0.005			<0.005	0.017			<0.005
6/15/2018			<0.005						
10/17/2018	<0.005								
10/18/2018		<0.005							
10/19/2018			<0.005		<0.005				
10/22/2018				<0.005		0.021	<0.005	0.0043 (J)	<0.005
2/27/2019	<0.005	<0.005		<0.005					
3/1/2019			<0.005			0.017	<0.005	0.0055 (J)	<0.005
4/2/2019	0.00015 (J)	0.00012 (J)							
4/3/2019			7.2E-05 (J)	0.00024 (J)	0.00064 (J)	0.019	0.00058 (J)	0.0048 (J)	
4/4/2019									0.00022 (J)
5/2/2019						0.023 (J)			
9/26/2019	<0.005	<0.005	<0.005	<0.005					
9/27/2019						0.027	0.00034 (J)		
9/30/2019					0.0004 (J)			0.0048 (J)	<0.005
2/24/2020	<0.005	<0.005	<0.005	<0.005					

Time Series

Constituent: Cobalt (mg/L) Analysis Run 11/18/2022 2:57 AM View: Constituents View

Plant Bowen Client: Southern Company Data: Bowen AP-1

	BGWC-17	BGWC-18	BGWC-19	BGWC-20	BGWC-21	BGWC-22	BGWC-23	BGWC-24	BGWC-25
2/25/2020						0.017	0.00046 (J)		
2/26/2020					0.00037 (J)			0.0045 (J)	<0.005
3/19/2020	<0.005								
3/20/2020		<0.005	<0.005		<0.005	0.02			
3/23/2020				0.00036 (J)			0.0004 (J)		
3/24/2020									<0.005
3/25/2020								0.0037 (J)	
9/24/2020	<0.005	<0.005			0.00098 (J)	0.041	<0.005		
9/25/2020								0.0038 (J)	
9/28/2020			<0.005	<0.005					<0.005
2/18/2021	<0.005	<0.005	<0.005	<0.005					
2/19/2021					0.0013 (J)	0.032	0.00044 (J)	0.0042 (J)	
2/23/2021									<0.005
3/8/2021									
3/24/2021	<0.005	<0.005							
3/25/2021									
3/26/2021			<0.005				<0.005	<0.005	<0.005
3/29/2021				<0.005	0.00069 (J)	0.029 (J)			
7/19/2021						0.039	<0.005	0.0034 (J)	
7/20/2021									
8/19/2021	<0.005	<0.005							<0.005
8/20/2021			<0.005	<0.005	0.00058 (J)				
8/23/2021						0.029	0.00047 (J)	0.0062	
11/1/2021						0.04	<0.005	0.0038 (J)	
2/11/2022	<0.005								
2/14/2022							<0.005		
2/15/2022						0.03		0.0037 (J)	
2/16/2022		<0.005	<0.005	<0.005	0.0021 (J)				<0.005
7/27/2022	<0.005	<0.005	<0.005	<0.005					<0.005
7/28/2022					0.0027 (J)				
8/1/2022							<0.005		
8/2/2022						0.034		<0.005	
10/21/2022								0.0026 (J)	

Time Series

Constituent: Cobalt (mg/L) Analysis Run 11/18/2022 2:57 AM View: Constituents View

Plant Bowen Client: Southern Company Data: Bowen AP-1

	BGWC-30
6/7/2016	
6/8/2016	
6/9/2016	
8/11/2016	
8/12/2016	
8/15/2016	
8/18/2016	
10/7/2016	
10/10/2016	
12/6/2016	
12/7/2016	
12/8/2016	
1/23/2017	0.0012 (J)
2/7/2017	0.0008 (J)
2/16/2017	
2/17/2017	
2/20/2017	
3/27/2017	0.001 (J)
4/17/2017	0.0009 (J)
4/19/2017	
4/20/2017	
5/22/2017	0.0008 (J)
5/30/2017	
6/1/2017	
6/5/2017	0.0008 (J)
7/11/2017	0.0008 (J)
7/14/2017	
7/17/2017	
7/18/2017	
7/19/2017	
8/23/2017	0.0006 (J)
3/26/2018	<0.005
3/27/2018	
3/28/2018	
3/29/2018	
6/13/2018	
6/14/2018	
6/15/2018	<0.005
10/17/2018	
10/18/2018	
10/19/2018	
10/22/2018	<0.005
2/27/2019	
3/1/2019	<0.005
4/2/2019	0.00022 (J)
4/3/2019	
4/4/2019	
5/2/2019	
9/26/2019	
9/27/2019	<0.005
9/30/2019	
2/24/2020	

Time Series

Constituent: Cobalt (mg/L) Analysis Run 11/18/2022 2:57 AM View: Constituents View

Plant Bowen Client: Southern Company Data: Bowen AP-1

	BGWC-30
2/25/2020	
2/26/2020	<0.005
3/19/2020	
3/20/2020	
3/23/2020	<0.005
3/24/2020	
3/25/2020	
9/24/2020	
9/25/2020	<0.005
9/28/2020	
2/18/2021	
2/19/2021	
2/23/2021	
3/8/2021	<0.005
3/24/2021	
3/25/2021	<0.005
3/26/2021	
3/29/2021	
7/19/2021	
7/20/2021	<0.005
8/19/2021	0.002 (J)
8/20/2021	
8/23/2021	
11/1/2021	<0.005
2/11/2022	
2/14/2022	<0.005
2/15/2022	
2/16/2022	
7/27/2022	
7/28/2022	
8/1/2022	<0.005
8/2/2022	
10/21/2022	

Time Series

Constituent: Cobalt (mg/L) Analysis Run 11/18/2022 2:57 AM View: Constituents View

Plant Bowen Client: Southern Company Data: Bowen AP-1

	BGWC-31	BGWC-32	BGWC-34D	BGWC-35D	BGWC-36D	BGWC-37D	BGWC-38D	BGWC-39	BGWC-40
10/17/2018					0.00057 (J)				
10/18/2018	0.00079 (J)								
10/19/2018			0.0012 (J)						
10/22/2018		0.0037 (J)		<0.005					
4/2/2019					0.0011 (J)				
4/4/2019	0.00051 (J)		0.00042 (J)	0.0011 (J)					
4/5/2019		0.011							
5/3/2019		0.0078 (J)							
9/24/2019	0.00041 (J)		<0.005						
9/26/2019		0.01		0.0019 (J)					
9/27/2019					0.0009 (J)				
11/15/2019		0.0077							
12/13/2019								0.0033 (J)	
2/25/2020				0.0011 (J)		0.0015 (J)			
2/26/2020	0.00031 (J)				0.00058 (J)				
2/27/2020		0.00095 (J)	<0.005				0.014	0.00047 (J)	
2/28/2020									0.00049 (J)
3/23/2020	0.00036 (J)				0.00049 (J)				
3/24/2020		0.0037 (J)	0.00039 (J)			0.0019 (J)	0.0065	<0.005	
3/25/2020				0.00046 (J)					0.00056 (J)
9/2/2020							0.0043 (J)		
9/25/2020		0.0081		0.00082 (J)		0.0011 (J)			
9/28/2020	0.00046 (J)		0.00048 (J)		0.00038 (J)				
9/29/2020								0.00061 (J)	0.00044 (J)
2/19/2021			0.00057 (J)						
2/22/2021	<0.005			0.0011 (J)		0.0007 (J)		<0.005	0.0006 (J)
2/23/2021		0.0062							
3/8/2021					<0.005				
3/9/2021							0.0014 (J)		
3/25/2021					<0.005				
3/26/2021				0.0015 (J)		0.0011 (J)			
3/29/2021	<0.005						0.0015 (J)		
3/30/2021		0.0014 (J)	0.00065 (J)						0.00052 (J)
3/31/2021								<0.005	
8/19/2021							0.004 (J)		
8/20/2021	<0.005			0.0018 (J)		0.00088 (J)			
8/23/2021					<0.005				
8/24/2021			0.00085 (J)					<0.005	0.00061 (J)
8/25/2021		0.0018 (J)							
11/1/2021							0.0033 (J)		
2/14/2022					<0.005		0.0019 (J)		
2/15/2022									
2/16/2022	<0.005	<0.005	0.001 (J)					<0.005	0.00052 (J)
2/17/2022				0.0024 (J)		0.00056 (J)			
7/28/2022	<0.005		0.0012 (J)	0.0038 (J)		<0.005			0.00042 (J)
7/29/2022		0.0022 (J)			<0.005				
8/2/2022							0.0019 (J)	<0.005	

Time Series

Constituent: Cobalt (mg/L) Analysis Run 11/18/2022 2:57 AM View: Constituents View

Plant Bowen Client: Southern Company Data: Bowen AP-1

	BGWC-41D
10/17/2018	
10/18/2018	
10/19/2018	
10/22/2018	
4/2/2019	
4/4/2019	
4/5/2019	
5/3/2019	
9/24/2019	
9/26/2019	
9/27/2019	
11/15/2019	
12/13/2019	
2/25/2020	
2/26/2020	
2/27/2020	
2/28/2020	
3/23/2020	
3/24/2020	
3/25/2020	
9/2/2020	0.00075 (J)
9/25/2020	
9/28/2020	
9/29/2020	
2/19/2021	
2/22/2021	0.00053 (J)
2/23/2021	
3/8/2021	
3/9/2021	
3/25/2021	
3/26/2021	
3/29/2021	
3/30/2021	
3/31/2021	<0.005
8/19/2021	
8/20/2021	
8/23/2021	
8/24/2021	0.00044 (J)
8/25/2021	
11/1/2021	
2/14/2022	
2/15/2022	<0.005
2/16/2022	
2/17/2022	
7/28/2022	
7/29/2022	0.0004 (J)
8/2/2022	

Time Series

Constituent: Cobalt (mg/L) Analysis Run 11/18/2022 2:57 AM View: Constituents View

Plant Bowen Client: Southern Company Data: Bowen AP-1

	BGWC-42D	BGWC-43D	BGWC-44D	BGWC-49D	BGWC-50D	BGWC-51	BGWC-52	BGWC-7	BGWC-8
6/6/2016									
6/7/2016									0.00013 (J)
6/8/2016								0.00081 (J)	
8/10/2016									0.0003 (J)
8/11/2016								0.0007 (J)	
10/4/2016									<0.005
10/5/2016									
10/6/2016								<0.005	
12/2/2016									<0.005
12/5/2016									
12/6/2016								0.0009 (J)	
2/14/2017									<0.005
2/15/2017								<0.005	
4/14/2017									<0.005
4/17/2017									
4/18/2017								0.0005 (J)	
5/26/2017									<0.005
6/2/2017								0.0006 (J)	
7/10/2017									<0.005
7/11/2017									
7/14/2017								0.0006 (J)	
3/26/2018									<0.005
3/27/2018								<0.005	
6/12/2018									<0.005
6/13/2018								0.00068 (J)	
10/16/2018									<0.005
10/17/2018									
10/18/2018								<0.005	
2/25/2019									<0.005
2/28/2019								0.00067 (J)	
4/1/2019									5.6E-05 (J)
4/2/2019								0.00094 (J)	
9/24/2019								0.00078 (J)	0.0012 (J)
2/19/2020									<0.005
2/20/2020									
2/21/2020								0.00081 (J)	
3/18/2020									<0.005
3/19/2020								0.00091 (J)	
9/3/2020	<0.005	0.002 (J)	<0.005						
9/23/2020									<0.005
9/24/2020									
9/25/2020								0.00077 (J)	
1/28/2021						<0.005	0.0048 (J)		
2/16/2021									<0.005
2/17/2021									
2/18/2021			<0.005					0.00074 (J)	
2/22/2021	<0.005								
2/23/2021						<0.005	0.0033 (J)		
3/8/2021		0.0043 (J)							
3/24/2021									<0.005
3/29/2021		0.0057							
3/30/2021						<0.005	0.0031 (J)	0.00085 (J)	

Time Series

Constituent: Cobalt (mg/L) Analysis Run 11/18/2022 2:57 AM View: Constituents View

Plant Bowen Client: Southern Company Data: Bowen AP-1

	BGWC-42D	BGWC-43D	BGWC-44D	BGWC-49D	BGWC-50D	BGWC-51	BGWC-52	BGWC-7	BGWC-8
3/31/2021			<0.005						
4/1/2021	<0.005								
4/19/2021				0.00079 (J)	0.0013 (J)				
7/20/2021		0.0057							
8/18/2021			<0.005		0.0016 (J)				<0.005
8/19/2021								0.0008 (J)	
8/20/2021	<0.005								
8/23/2021		0.0051				<0.005	0.0036 (J)		
8/24/2021				0.001 (J)					
2/9/2022			<0.005		0.00079 (J)				
2/10/2022									<0.005
2/11/2022								0.00068 (J)	
2/14/2022						<0.005	0.00044 (J)		
2/15/2022		0.0038 (J)							
2/17/2022	<0.005			0.00088 (J)					
7/26/2022			<0.005		0.00072 (J)				<0.005
7/28/2022	<0.005						0.00082 (J)	0.00074 (J)	
8/1/2022		0.0024 (J)		0.00065 (J)		<0.005			

Time Series

Constituent: Cobalt (mg/L) Analysis Run 11/18/2022 2:57 AM View: Constituents View

Plant Bowen Client: Southern Company Data: Bowen AP-1

	BGWC-9
6/6/2016	<0.005
6/7/2016	
6/8/2016	
8/10/2016	
8/11/2016	0.0003 (J)
10/4/2016	
10/5/2016	<0.005
10/6/2016	
12/2/2016	
12/5/2016	0.0006 (J)
12/6/2016	
2/14/2017	
2/15/2017	<0.005
4/14/2017	
4/17/2017	<0.005
4/18/2017	
5/26/2017	<0.005
6/2/2017	
7/10/2017	
7/11/2017	<0.005
7/14/2017	
3/26/2018	
3/27/2018	<0.005
6/12/2018	<0.005
6/13/2018	
10/16/2018	
10/17/2018	<0.005
10/18/2018	
2/25/2019	
2/28/2019	
4/1/2019	0.00024 (J)
4/2/2019	
9/24/2019	<0.005
2/19/2020	
2/20/2020	<0.005
2/21/2020	
3/18/2020	
3/19/2020	<0.005
9/3/2020	
9/23/2020	
9/24/2020	<0.005
9/25/2020	
1/28/2021	
2/16/2021	
2/17/2021	<0.005
2/18/2021	
2/22/2021	
2/23/2021	
3/8/2021	
3/24/2021	<0.005
3/29/2021	
3/30/2021	

Time Series

Constituent: Cobalt (mg/L) Analysis Run 11/18/2022 2:57 AM View: Constituents View

Plant Bowen Client: Southern Company Data: Bowen AP-1

	BGWC-9
3/31/2021	
4/1/2021	
4/19/2021	
7/20/2021	
8/18/2021	<0.005
8/19/2021	
8/20/2021	
8/23/2021	
8/24/2021	
2/9/2022	
2/10/2022	<0.005
2/11/2022	
2/14/2022	
2/15/2022	
2/17/2022	
7/26/2022	<0.005
7/28/2022	
8/1/2022	

Time Series

Constituent: Combined Radium 226 + 228 (pCi/L) Analysis Run 11/18/2022 2:57 AM View: Constituents View

Plant Bowen Client: Southern Company Data: Bowen AP-1

	BGWA-2 (bg)	BGWA-29 (bg)	BGWA-33 (bg)	BGWA-47D (bg)	BGWA-48D (bg)	BGWA-6	BGWC-10	BGWC-12	BGWC-14A
6/6/2016	0.838					0.239 (U)			
6/7/2016							0.616	0.024 (U)	
8/9/2016	1.18								
8/10/2016						1.19			
8/11/2016									
8/12/2016								0.849	
8/16/2016							1.08		
8/22/2016		0.356 (U)							
10/3/2016	0.815 (U)								
10/4/2016		0.0834 (U)				0.231 (U)			
10/6/2016								1.57	
10/7/2016							2.82		
11/29/2016	0.887 (U)								
12/1/2016		0.208 (U)				0.428 (U)			
12/5/2016								0.956	
12/6/2016							0.719 (U)		
1/10/2017		0.024 (U)							
2/13/2017	0.869 (U)								
2/14/2017		0.105 (U)				0.36 (U)			
2/15/2017								0.229 (U)	
2/16/2017							0.966 (U)		
4/13/2017	1.21 (U)					0.387 (U)			
4/14/2017		0.803 (U)							
4/18/2017							1.01 (U)	0.0114 (U)	
5/25/2017	1.54	0.569 (U)				0.123 (U)			
5/30/2017									
6/2/2017							1.13 (U)	0.375 (U)	
7/7/2017	1.45					0.876 (U)			
7/10/2017		0.589 (U)							
7/12/2017							1.29		
7/13/2017								0.636 (U)	
7/14/2017									
3/26/2018	0.529 (U)	0.513 (U)							
3/27/2018							0.779 (U)		
3/28/2018								0.36 (U)	
6/12/2018	0.945 (U)	0.516 (U)							
6/14/2018							1.22 (U)	0.316 (U)	
10/16/2018	0.57 (U)	0.146 (U)				0.881 (U)			
10/17/2018								0.326 (U)	
10/18/2018							0.841 (U)		
2/25/2019	1.43								
2/27/2019		0.941 (U)							
2/28/2019							1.88	1.04	
4/1/2019	1.44 (U)	0.66 (U)						0.328 (U)	
4/2/2019						0.64 (U)	1.21 (U)		
4/3/2019			0.69 (U)						
9/23/2019	1.82	1.25				1.13			
9/25/2019							0.816 (U)	0.649 (U)	
9/26/2019									
10/4/2019			1.02 (U)						
2/18/2020	1.33					0.373 (U)			
2/19/2020		1.28							

Time Series

Constituent: Combined Radium 226 + 228 (pCi/L) Analysis Run 11/18/2022 2:57 AM View: Constituents View

Plant Bowen Client: Southern Company Data: Bowen AP-1

	BGWA-2 (bg)	BGWA-29 (bg)	BGWA-33 (bg)	BGWA-47D (bg)	BGWA-48D (bg)	BGWA-6	BGWC-10	BGWC-12	BGWC-14A
2/20/2020							1.47 (U)		
2/21/2020			0.504 (U)						
2/24/2020								0.455 (U)	
3/18/2020	1.31 (U)	1.2 (U)							
3/19/2020						0.431 (U)		0.838 (U)	
3/20/2020			0.6 (U)						
3/23/2020							1.69		
5/22/2020				1.21 (U)					1.82
5/25/2020					1.21 (U)				
6/23/2020				0.955 (U)	1.44				1.05 (U)
7/28/2020				1.59	0.592 (U)				1.71
9/2/2020				0.59 (U)					0.0158 (U)
9/3/2020					1.06 (U)				
9/23/2020	1.43	0.53 (U)				0.293 (U)			
9/24/2020							1.19 (U)		
9/25/2020								0.818 (U)	
9/28/2020			0.963 (U)						
10/1/2020				0.754 (U)	0.597 (U)				1.19 (U)
11/10/2020				0.403 (U)	0.188 (U)				0.675 (U)
12/15/2020				0.263 (U)	0.464 (U)				1.26
1/20/2021				0.669 (U)	1.33 (U)				0.701 (U)
2/16/2021	0.938 (U)	0.344 (U)							
2/17/2021				0.537 (U)	1.1 (U)				
2/18/2021						0.232 (U)	1.52		1
2/19/2021			1.11					0.608 (U)	
3/23/2021		0.322 (U)							
3/24/2021								0.369 (U)	1.1 (U)
3/25/2021				1.15 (U)	1.08 (U)				
3/26/2021	1.03 (U)								
3/30/2021							1.51 (U)		
3/31/2021						0.301 (U)			
4/1/2021			0.58 (U)						
8/16/2021	0.684 (U)	0.539 (U)		0.536 (U)	0.0949 (U)	0.813 (U)			
8/18/2021							1.26	0.19 (U)	0.721 (U)
8/25/2021			0.377 (U)						
2/9/2022	0.264 (U)			0.539 (U)	0.504 (U)	0.296 (U)			0.355 (U)
2/10/2022		0.181 (U)							
2/11/2022							1.01 (U)	0.288 (U)	
2/16/2022			0.54 (U)						
7/26/2022	1.53	0.634 (U)		1.51	1.27 (U)	1.15 (U)			0.659 (U)
7/27/2022								0.705 (U)	
7/28/2022							1.18 (U)		

Time Series

Constituent: Combined Radium 226 + 228 (pCi/L) Analysis Run 11/18/2022 2:57 AM View: Constituents View

Plant Bowen Client: Southern Company Data: Bowen AP-1

	BGWC-16
6/6/2016	
6/7/2016	0.284 (U)
8/9/2016	
8/10/2016	
8/11/2016	1.71
8/12/2016	
8/16/2016	
8/22/2016	
10/3/2016	
10/4/2016	
10/6/2016	
10/7/2016	0.485 (U)
11/29/2016	
12/1/2016	
12/5/2016	
12/6/2016	1.22
1/10/2017	
2/13/2017	
2/14/2017	
2/15/2017	
2/16/2017	0.19 (U)
4/13/2017	
4/14/2017	
4/18/2017	0.52 (U)
5/25/2017	
5/30/2017	1.21 (U)
6/2/2017	
7/7/2017	
7/10/2017	
7/12/2017	
7/13/2017	
7/14/2017	0.526 (U)
3/26/2018	
3/27/2018	1.34
3/28/2018	
6/12/2018	0.732 (U)
6/14/2018	
10/16/2018	
10/17/2018	
10/18/2018	0.522 (U)
2/25/2019	1.08
2/27/2019	
2/28/2019	
4/1/2019	
4/2/2019	1.73
4/3/2019	
9/23/2019	
9/25/2019	
9/26/2019	1.45
10/4/2019	
2/18/2020	
2/19/2020	

Time Series

Constituent: Combined Radium 226 + 228 (pCi/L) Analysis Run 11/18/2022 2:57 AM View: Constituents View

Plant Bowen Client: Southern Company Data: Bowen AP-1

	BGWC-16
2/20/2020	1.22 (U)
2/21/2020	
2/24/2020	
3/18/2020	
3/19/2020	1.63
3/20/2020	
3/23/2020	
5/22/2020	
5/25/2020	
6/23/2020	
7/28/2020	
9/2/2020	
9/3/2020	
9/23/2020	
9/24/2020	0.469 (U)
9/25/2020	
9/28/2020	
10/1/2020	
11/10/2020	
12/15/2020	
1/20/2021	
2/16/2021	
2/17/2021	
2/18/2021	0.721 (U)
2/19/2021	
3/23/2021	
3/24/2021	0.92 (U)
3/25/2021	
3/26/2021	
3/30/2021	
3/31/2021	
4/1/2021	
8/16/2021	
8/18/2021	1.05
8/25/2021	
2/9/2022	
2/10/2022	
2/11/2022	1.03
2/16/2022	
7/26/2022	
7/27/2022	0.917 (U)
7/28/2022	

Time Series

Constituent: Combined Radium 226 + 228 (pCi/L) Analysis Run 11/18/2022 2:57 AM View: Constituents View

Plant Bowen Client: Southern Company Data: Bowen AP-1

	BGWC-17	BGWC-18	BGWC-19	BGWC-20	BGWC-21	BGWC-22	BGWC-23	BGWC-24	BGWC-25
6/7/2016	0.135 (U)								
6/8/2016		0.406	0.264 (U)	0.863 (U)	0.573	1.53			0.314 (U)
6/9/2016							0.704	2.13	
8/11/2016	0.808								
8/12/2016		1.39	1.18	1.74					
8/15/2016									1.2
8/18/2016					0.44 (U)	2.47	1.88	2.67	
10/7/2016	0.874 (U)	0.451 (U)	1.97						
10/10/2016				0.944 (U)	0.933 (U)	2.11	1.48	3.46	1.03 (U)
12/6/2016	0.131 (U)	0.516 (U)							
12/7/2016			1.31 (U)	2.29			2.61	1.65	
12/8/2016					1.02 (U)	2.64			1.47 (U)
1/23/2017									
2/7/2017									
2/16/2017	0.471 (U)	0.172 (U)	0.35 (U)						
2/17/2017				1.35 (U)	0.193 (U)	1.34			
2/20/2017							0.884 (U)	2.68	0.547 (U)
4/17/2017									
4/19/2017	0.65 (U)	0.704 (U)	0.974 (U)	1.48	0.488 (U)		0.948 (U)	3.81	
4/20/2017						2.35			0.0595 (U)
5/22/2017									
5/30/2017	0.65 (U)								
6/1/2017		0.493 (U)	0.332 (U)	1.61	0.837 (U)				0.67 (U)
6/5/2017						1.6	1.33	2.86	
7/11/2017									
7/14/2017	0.592 (U)	0.547 (U)	1.27						
7/17/2017							1.04	2.87	1.25 (U)
7/18/2017					0.498 (U)				
7/19/2017				1.626		1.76			
8/23/2017									
3/26/2018									
3/27/2018	0.551 (U)	0.569 (U)	0.169 (U)						
3/28/2018				0.97 (U)	0.864 (U)				0.507 (U)
3/29/2018						2.43	1.65	2.79	
6/13/2018				0.686 (U)			0.983 (U)	2.19	
6/14/2018	0.638 (U)	0.989 (U)			0.583 (U)	2.14			0.721 (U)
6/15/2018			0.625 (U)						
10/17/2018	0.555 (U)								
10/18/2018		0.875 (U)							
10/19/2018			0.784 (U)		0.982 (U)				
10/22/2018				0.559 (U)		1.43	1.21	2.18	0.741 (U)
2/27/2019	1.57	1.12		1.24					
3/1/2019			0.989 (U)			3.32	2.24	3.37	0.634 (U)
4/2/2019	0.71 (U)	0.814 (U)							
4/3/2019			0.98 (U)	0.567 (U)	0.532 (U)	2.48	2.86	3.6	
4/4/2019									0.346 (U)
9/26/2019	1.17 (U)	0.973 (U)	1.16	0.662 (U)					
9/27/2019						2.83	2.28		
9/30/2019					1.16 (U)			2.73	0.953 (U)
2/24/2020	1.17	1.07	1.19	1.38					
2/25/2020						1.7	2.49		
2/26/2020					1.08 (U)			2.4	1.16

Time Series

Constituent: Combined Radium 226 + 228 (pCi/L) Analysis Run 11/18/2022 2:57 AM View: Constituents View

Plant Bowen Client: Southern Company Data: Bowen AP-1

	BGWC-17	BGWC-18	BGWC-19	BGWC-20	BGWC-21	BGWC-22	BGWC-23	BGWC-24	BGWC-25
3/19/2020	0.626 (U)								
3/20/2020		2.59	0.89 (U)		1.08 (U)	3.6			
3/23/2020				1.27 (U)			1.68		
3/24/2020									0.899 (U)
3/25/2020								4.72	
9/24/2020	0.594 (U)	0.789 (U)			0.157 (U)	4.18	0.56 (U)		
9/25/2020								1.49	
9/28/2020			1.11 (U)	1.07 (U)					0.744 (U)
2/18/2021	0.723 (U)	0.62 (U)	1.05 (U)	0.87 (U)					
2/19/2021					1 (U)	2.63	1.17 (U)	1.07 (U)	
2/23/2021									0.456 (U)
3/8/2021									
3/24/2021	0.391 (U)	1.21 (U)							
3/25/2021									
3/26/2021			0.848 (U)				1.04 (U)	2.91	0.134 (U)
3/29/2021				1.49	0.471 (U)	4.1			
8/19/2021	0.742 (U)	0.858 (U)							0.908 (U)
8/20/2021			0.731 (U)	1.42	0.277 (U)				
8/23/2021						3.25	1.2 (U)	1.77 (U)	
2/11/2022	0.208 (U)								
2/14/2022							0.563 (U)		
2/15/2022						1.94		14.2 (U)	
2/16/2022		0.708 (U)	0.349 (U)	0.322 (U)	0.49 (U)				0.189 (U)
7/27/2022	0.138 (U)	0.737 (U)	0.964 (U)	1.53					1.09 (U)
7/28/2022					0.424 (U)				
8/1/2022							2.28		
8/2/2022						2.32		0.84 (U)	

Time Series

Constituent: Combined Radium 226 + 228 (pCi/L) Analysis Run 11/18/2022 2:57 AM View: Constituents View

Plant Bowen Client: Southern Company Data: Bowen AP-1

	BGWC-30
6/7/2016	
6/8/2016	
6/9/2016	
8/11/2016	
8/12/2016	
8/15/2016	
8/18/2016	
10/7/2016	
10/10/2016	
12/6/2016	
12/7/2016	
12/8/2016	
1/23/2017	2.17
2/7/2017	3
2/16/2017	
2/17/2017	
2/20/2017	
4/17/2017	2.73
4/19/2017	
4/20/2017	
5/22/2017	3.15
5/30/2017	
6/1/2017	
6/5/2017	0.86 (U)
7/11/2017	1.87
7/14/2017	
7/17/2017	
7/18/2017	
7/19/2017	
8/23/2017	3.39
3/26/2018	1.61
3/27/2018	
3/28/2018	
3/29/2018	
6/13/2018	
6/14/2018	
6/15/2018	0.815 (U)
10/17/2018	
10/18/2018	
10/19/2018	
10/22/2018	1.02 (U)
2/27/2019	
3/1/2019	2.47
4/2/2019	2.29
4/3/2019	
4/4/2019	
9/26/2019	
9/27/2019	1.23 (U)
9/30/2019	
2/24/2020	
2/25/2020	
2/26/2020	1.09 (U)

Time Series

Constituent: Combined Radium 226 + 228 (pCi/L) Analysis Run 11/18/2022 2:57 AM View: Constituents View

Plant Bowen Client: Southern Company Data: Bowen AP-1

	BGWC-30
3/19/2020	
3/20/2020	
3/23/2020	1.42
3/24/2020	
3/25/2020	
9/24/2020	
9/25/2020	0.783 (U)
9/28/2020	
2/18/2021	
2/19/2021	
2/23/2021	
3/8/2021	0.429 (U)
3/24/2021	
3/25/2021	1.48
3/26/2021	
3/29/2021	
8/19/2021	1.63
8/20/2021	
8/23/2021	
2/11/2022	
2/14/2022	0.744 (U)
2/15/2022	
2/16/2022	
7/27/2022	
7/28/2022	
8/1/2022	1.01 (U)
8/2/2022	

Time Series

Constituent: Combined Radium 226 + 228 (pCi/L) Analysis Run 11/18/2022 2:57 AM View: Constituents View

Plant Bowen Client: Southern Company Data: Bowen AP-1

	BGWC-31	BGWC-32	BGWC-34D	BGWC-35D	BGWC-36D	BGWC-37D	BGWC-38D	BGWC-39	BGWC-40
10/17/2018					1.24				
10/18/2018	0.96								
10/19/2018			2.28						
10/22/2018		1.22 (U)		1.54					
4/2/2019					2.81				
4/4/2019	1.49		1.89	2.37					
4/5/2019		2.2							
9/24/2019	1.68		3.98						
9/26/2019		2.36		3.09					
9/27/2019					1.66				
2/25/2020				4.16		2.87			
2/26/2020	1.31				1.76				
2/27/2020		1.44	1.31				5.89	1.03 (U)	
2/28/2020									0.649 (U)
3/23/2020	2.39				2.75				
3/24/2020		1.25 (U)	2.56			2.8	5.9	1.35	
3/25/2020				2.81					0.848 (U)
9/2/2020							5.91		
9/25/2020		2.62		2.15		3.29			
9/28/2020	1.48		2.12		1.59				
9/29/2020								1.71	0.441 (U)
2/19/2021			2.23						
2/22/2021	1.07 (U)			2.03		1.73		1.65	1.31 (U)
2/23/2021		1.55							
3/8/2021					2.09				
3/9/2021							3.34		
3/25/2021					2.43				
3/26/2021				2.4		3.15			
3/29/2021	1.63						3.54		
3/30/2021		2.04	1.35 (U)						0.826 (U)
3/31/2021								0.251 (U)	
8/19/2021							4.63		
8/20/2021	1.82			2.53		3.01			
8/23/2021					0.857 (U)				
8/24/2021			2.39					0.432 (U)	0.21 (U)
8/25/2021		0.784 (U)							
2/14/2022					1.43		4.6		
2/15/2022									
2/16/2022	1.02	1.16 (U)	2.24					0.799	0.473 (U)
2/17/2022				1.88		2.41			
7/28/2022	0.684 (U)		2.74	2.71		2.92			0.656 (U)
7/29/2022		1.82			1.47 (U)				
8/2/2022							3.64	0.93 (U)	

Time Series

Constituent: Combined Radium 226 + 228 (pCi/L) Analysis Run 11/18/2022 2:57 AM View: Constituents View

Plant Bowen Client: Southern Company Data: Bowen AP-1

	BGWC-41D
10/17/2018	
10/18/2018	
10/19/2018	
10/22/2018	
4/2/2019	
4/4/2019	
4/5/2019	
9/24/2019	
9/26/2019	
9/27/2019	
2/25/2020	
2/26/2020	
2/27/2020	
2/28/2020	
3/23/2020	
3/24/2020	
3/25/2020	
9/2/2020	1.31 (U)
9/25/2020	
9/28/2020	
9/29/2020	
2/19/2021	
2/22/2021	1.91
2/23/2021	
3/8/2021	
3/9/2021	
3/25/2021	
3/26/2021	
3/29/2021	
3/30/2021	
3/31/2021	1
8/19/2021	
8/20/2021	
8/23/2021	
8/24/2021	0.918 (U)
8/25/2021	
2/14/2022	
2/15/2022	0.765 (U)
2/16/2022	
2/17/2022	
7/28/2022	
7/29/2022	1.6
8/2/2022	

Time Series

Constituent: Combined Radium 226 + 228 (pCi/L) Analysis Run 11/18/2022 2:57 AM View: Constituents View

Plant Bowen Client: Southern Company Data: Bowen AP-1

	BGWC-42D	BGWC-43D	BGWC-44D	BGWC-49D	BGWC-50D	BGWC-51	BGWC-52	BGWC-7	BGWC-8
6/6/2016									
6/7/2016									0.0507 (U)
6/8/2016								0.854	
8/10/2016									0.862 (U)
8/11/2016								1.24	
10/4/2016									0.48 (U)
10/5/2016									
10/6/2016								2.43	
12/2/2016									0.219 (U)
12/5/2016									
12/6/2016								0.958 (U)	
2/14/2017									0.636 (U)
2/15/2017								1.18	
4/14/2017									0.13 (U)
4/17/2017									
4/18/2017								1.26	
5/26/2017									0.349 (U)
6/2/2017								1.24 (U)	
7/10/2017									0.565 (U)
7/11/2017									
7/14/2017								1.55	
3/26/2018									0.303 (U)
3/27/2018								2.15	
6/12/2018									0.494 (U)
6/13/2018								1.95	
10/16/2018									0.633 (U)
10/17/2018									
10/18/2018								1.1	
2/25/2019									1.03 (U)
2/28/2019								1.38	
4/1/2019									0.474 (U)
4/2/2019								1.57	
9/24/2019								1.85	1.69
2/19/2020									1.02 (U)
2/20/2020									
2/21/2020								2.02	
3/18/2020									0.987 (U)
3/19/2020								1.18 (U)	
9/3/2020	1.05 (U)	1.9	0.982 (U)						
9/23/2020									0.25 (U)
9/24/2020									
9/25/2020								1.64	
1/28/2021						0.444 (U)	1.59		
2/16/2021									0.709 (U)
2/17/2021									
2/18/2021			1.34					1.09	
2/22/2021	0.578 (U)								
2/23/2021						0.589 (U)	0.567 (U)		
3/8/2021		1.34							
3/24/2021									0.808 (U)
3/29/2021		1.62 (U)							
3/30/2021						0.852 (U)	1.66 (U)	1.41 (U)	

Time Series

Constituent: Combined Radium 226 + 228 (pCi/L) Analysis Run 11/18/2022 2:57 AM View: Constituents View

Plant Bowen Client: Southern Company Data: Bowen AP-1

	BGWC-42D	BGWC-43D	BGWC-44D	BGWC-49D	BGWC-50D	BGWC-51	BGWC-52	BGWC-7	BGWC-8
3/31/2021			0.517 (U)						
4/1/2021	0.461 (U)								
4/19/2021				2.45	1.01 (U)				
8/18/2021			0.886 (U)		0.99 (U)				0.192 (U)
8/19/2021								0.952 (U)	
8/20/2021	1.38								
8/23/2021		1.93				0.558 (U)	0.785 (U)		
8/24/2021				3.66					
2/9/2022			1.52		1.4				
2/10/2022									0.813
2/11/2022								1.26	
2/14/2022						0.487 (U)	0.224 (U)		
2/15/2022		0.96 (U)							
2/17/2022	0.51 (U)			2.41					
7/26/2022			0.818 (U)		1 (U)				0.523 (U)
7/28/2022	0.503 (U)						1.02 (U)	1.22 (U)	
8/1/2022		1.38		2.36		0.642 (U)			

Time Series

Constituent: Combined Radium 226 + 228 (pCi/L) Analysis Run 11/18/2022 2:57 AM View: Constituents View

Plant Bowen Client: Southern Company Data: Bowen AP-1

	BGWC-9
6/6/2016	0.488
6/7/2016	
6/8/2016	
8/10/2016	
8/11/2016	0.639 (U)
10/4/2016	
10/5/2016	0.945 (U)
10/6/2016	
12/2/2016	
12/5/2016	2.2
12/6/2016	
2/14/2017	
2/15/2017	0.74 (U)
4/14/2017	
4/17/2017	0.764 (U)
4/18/2017	
5/26/2017	0.245 (U)
6/2/2017	
7/10/2017	
7/11/2017	0.502 (U)
7/14/2017	
3/26/2018	
3/27/2018	0.745 (U)
6/12/2018	0.319 (U)
6/13/2018	
10/16/2018	
10/17/2018	0.319 (U)
10/18/2018	
2/25/2019	
2/28/2019	
4/1/2019	0.225 (U)
4/2/2019	
9/24/2019	1.65
2/19/2020	
2/20/2020	0.921 (U)
2/21/2020	
3/18/2020	
3/19/2020	1.94
9/3/2020	
9/23/2020	
9/24/2020	0.9 (U)
9/25/2020	
1/28/2021	
2/16/2021	
2/17/2021	0.692 (U)
2/18/2021	
2/22/2021	
2/23/2021	
3/8/2021	
3/24/2021	0.554 (U)
3/29/2021	
3/30/2021	

Time Series

Constituent: Combined Radium 226 + 228 (pCi/L) Analysis Run 11/18/2022 2:57 AM View: Constituents View

Plant Bowen Client: Southern Company Data: Bowen AP-1

	BGWC-9
3/31/2021	
4/1/2021	
4/19/2021	
8/18/2021	0.458 (U)
8/19/2021	
8/20/2021	
8/23/2021	
8/24/2021	
2/9/2022	
2/10/2022	0.86
2/11/2022	
2/14/2022	
2/15/2022	
2/17/2022	
7/26/2022	0.866 (U)
7/28/2022	
8/1/2022	

Time Series

Constituent: Fluoride (mg/L) Analysis Run 11/18/2022 2:57 AM View: Constituents View

Plant Bowen Client: Southern Company Data: Bowen AP-1

	BGWA-2 (bg)	BGWA-29 (bg)	BGWA-33 (bg)	BGWA-47D (bg)	BGWA-48D (bg)	BGWA-6	BGWC-10	BGWC-12	BGWC-14A
6/6/2016	0.11 (J)					<0.1			
6/7/2016							0.09 (J)	<0.1	
8/9/2016	0.09 (J)								
8/10/2016						0.04 (J)			
8/11/2016									
8/12/2016								0.08 (J)	
8/16/2016							0.09 (J)		
8/22/2016		0.04 (J)							
10/3/2016	0.11 (J)								
10/4/2016		0.06 (J)				0.06 (J)			
10/6/2016								0.06 (J)	
10/7/2016							0.17 (J)		
11/29/2016	0.11 (J)								
12/1/2016		0.08 (J)				0.09 (J)			
12/5/2016								0.12 (J)	
12/6/2016							0.16 (J)		
1/10/2017		0.03 (J)							
2/13/2017	0.12 (J)								
2/14/2017		<0.1				<0.1			
2/15/2017								0.33	
2/16/2017							0.38		
4/13/2017	0.1 (J)					0.04 (J)			
4/14/2017		0.01 (J)							
4/18/2017							0.12 (J)	0.006 (J)	
5/25/2017	0.08 (J)	0.005 (J)				0.02 (J)			
5/30/2017									
6/2/2017							0.03 (J)	0.04 (J)	
7/7/2017	0.13 (J)					0.12 (J)			
7/10/2017		0.06 (J)							
7/12/2017							0.15 (J)		
7/13/2017								0.17 (J)	
7/14/2017									
10/9/2017	0.11 (J)					<0.1			
10/10/2017		<0.1						0.08 (J)	
10/11/2017							0.07 (J)		
3/26/2018	<0.1	<0.1							
3/27/2018							<0.1		
3/28/2018								<0.1	
6/12/2018	0.086 (J)	0.053 (J)							
6/14/2018							0.046 (J)	<0.1	
10/16/2018	0.06 (J)	<0.1				<0.1			
10/17/2018								<0.1	
10/18/2018							<0.1		
2/25/2019	<0.1								
2/27/2019		<0.1							
2/28/2019							0.14 (J)	0.18 (J)	
4/1/2019	0.047 (J)	<0.1						0.065 (J)	
4/2/2019						<0.1	0.044 (J)		
4/3/2019			0.085 (J)						
5/2/2019	<0.1								
9/23/2019	0.076 (J)	<0.1				<0.1			
9/25/2019							0.075 (J)	0.13 (J)	

Time Series

Constituent: Fluoride (mg/L) Analysis Run 11/18/2022 2:57 AM View: Constituents View

Plant Bowen Client: Southern Company Data: Bowen AP-1

	BGWA-2 (bg)	BGWA-29 (bg)	BGWA-33 (bg)	BGWA-47D (bg)	BGWA-48D (bg)	BGWA-6	BGWC-10	BGWC-12	BGWC-14A
9/26/2019									
9/27/2019			0.33						
2/18/2020	<0.1					<0.1			
2/19/2020		<0.1							
2/20/2020							<0.1		
2/21/2020			0.059 (J)						
2/24/2020								0.051 (J)	
3/18/2020	<0.1	<0.1							
3/19/2020						<0.1		<0.1	
3/20/2020			0.061 (J)						
3/23/2020							<0.1		
5/22/2020				0.054 (J)					0.065 (J)
5/25/2020					0.19 (J)				
6/23/2020				<0.1	0.19				<0.1
7/28/2020				<0.1	0.57				<0.1
9/2/2020				<0.1					0.061 (J)
9/3/2020					0.11				
9/23/2020	<0.1	<0.1				<0.1			
9/24/2020							<0.1		
9/25/2020			0.068 (J)					<0.1	
10/1/2020				<0.1	0.063 (J)				<0.1
11/10/2020				<0.1	<0.1				<0.1
12/15/2020				<0.1	<0.1				0.052
1/20/2021				<0.1	<0.1				<0.1
2/16/2021	<0.1	<0.1							
2/17/2021				<0.1	<0.1				
2/18/2021						<0.1	<0.1		0.055 (J)
2/19/2021			0.062 (J)					<0.1	
3/23/2021		<0.1							
3/24/2021								<0.1	<0.1
3/25/2021				<0.1	<0.1				
3/26/2021	<0.1								
3/30/2021							<0.1		
3/31/2021						<0.1			
4/1/2021			0.06 (J)						
8/16/2021	<0.1	<0.1		<0.1	<0.1	<0.1			
8/18/2021							<0.1	<0.1	<0.1
8/25/2021			0.088 (J)						
2/9/2022	<0.1			<0.1	0.065 (J)	<0.1			<0.1
2/10/2022		<0.1							
2/11/2022							<0.1	<0.1	
2/16/2022			0.061 (J)						
7/26/2022	0.066 (J)	0.058 (J)		0.064 (J)	0.086 (J)	0.052 (J)			0.082 (J)
7/27/2022								0.081 (J)	
7/28/2022							0.064 (J)		
8/3/2022			0.079 (J)						

Time Series

Constituent: Fluoride (mg/L) Analysis Run 11/18/2022 2:57 AM View: Constituents View

Plant Bowen Client: Southern Company Data: Bowen AP-1

	BGWC-16
6/6/2016	
6/7/2016	<0.1
8/9/2016	
8/10/2016	
8/11/2016	0.12 (J)
8/12/2016	
8/16/2016	
8/22/2016	
10/3/2016	
10/4/2016	
10/6/2016	
10/7/2016	0.08 (J)
11/29/2016	
12/1/2016	
12/5/2016	
12/6/2016	0.24 (J)
1/10/2017	
2/13/2017	
2/14/2017	
2/15/2017	
2/16/2017	0.31
4/13/2017	
4/14/2017	
4/18/2017	0.02 (J)
5/25/2017	
5/30/2017	0.51
6/2/2017	
7/7/2017	
7/10/2017	
7/12/2017	
7/13/2017	
7/14/2017	0.14 (J)
10/9/2017	
10/10/2017	
10/11/2017	0.29 (J)
3/26/2018	
3/27/2018	<0.1
3/28/2018	
6/12/2018	0.061 (J)
6/14/2018	
10/16/2018	
10/17/2018	
10/18/2018	<0.1
2/25/2019	0.13 (J)
2/27/2019	
2/28/2019	
4/1/2019	
4/2/2019	0.23 (J)
4/3/2019	
5/2/2019	
9/23/2019	
9/25/2019	

Time Series

Constituent: Fluoride (mg/L) Analysis Run 11/18/2022 2:57 AM View: Constituents View

Plant Bowen Client: Southern Company Data: Bowen AP-1

	BGWC-16
9/26/2019	<0.1
9/27/2019	
2/18/2020	
2/19/2020	
2/20/2020	<0.1
2/21/2020	
2/24/2020	
3/18/2020	
3/19/2020	0.052 (J)
3/20/2020	
3/23/2020	
5/22/2020	
5/25/2020	
6/23/2020	
7/28/2020	
9/2/2020	
9/3/2020	
9/23/2020	
9/24/2020	0.059 (J)
9/25/2020	
10/1/2020	
11/10/2020	
12/15/2020	
1/20/2021	
2/16/2021	
2/17/2021	
2/18/2021	0.064 (J)
2/19/2021	
3/23/2021	
3/24/2021	0.053 (J)
3/25/2021	
3/26/2021	
3/30/2021	
3/31/2021	
4/1/2021	
8/16/2021	
8/18/2021	<0.1
8/25/2021	
2/9/2022	
2/10/2022	
2/11/2022	0.056 (J)
2/16/2022	
7/26/2022	
7/27/2022	0.091 (J)
7/28/2022	
8/3/2022	

Time Series

Constituent: Fluoride (mg/L) Analysis Run 11/18/2022 2:57 AM View: Constituents View

Plant Bowen Client: Southern Company Data: Bowen AP-1

	BGWC-17	BGWC-18	BGWC-19	BGWC-20	BGWC-21	BGWC-22	BGWC-23	BGWC-24	BGWC-25
6/7/2016	0.15 (J)								
6/8/2016		0.1 (J)	<0.1	0.09 (J)	<0.1	0.43			0.14 (J)
6/9/2016							0.12 (J)	<0.1	
8/11/2016	0.3 (J)								
8/12/2016		0.39	0.2 (J)	0.04 (J)					
8/15/2016									0.08 (J)
8/18/2016					0.09 (J)	0.3 (J)	0.08 (J)	0.24 (J)	
10/7/2016	0.14 (J)	0.16 (J)	0.07 (J)						
10/10/2016				0.06 (J)	0.04 (J)	0.32	0.09 (J)	0.3	0.1 (J)
12/6/2016	0.19 (J)	0.32							
12/7/2016			0.09 (J)	0.07 (J)			0.08 (J)	0.05 (J)	
12/8/2016					0.08 (J)	0.26 (J)			0.06 (J)
1/23/2017									
2/7/2017									
2/16/2017	0.51	0.38	0.6						
2/17/2017				0.06 (J)	0.08 (J)	0.39			
2/20/2017							0.09 (J)	0.65	0.16 (J)
3/27/2017									
4/17/2017									
4/19/2017	0.18 (J)	0.08 (J)	0.09 (J)	0.005 (J)	0.04 (J)		0.03 (J)	0.21 (J)	
4/20/2017						0.34			0.02 (J)
5/22/2017									
5/30/2017	0.15 (J)								
6/1/2017		0.09 (J)	0.05 (J)	0.65	0.03 (J)				0.04 (J)
6/5/2017						0.29 (J)	<0.1	0.05 (J)	
7/11/2017									
7/14/2017	0.16 (J)	0.06 (J)	0.08 (J)						
7/17/2017							0.09 (J)	2.5	0.07 (J)
7/18/2017				0.36	0.08 (J)				
7/19/2017						0.33			
8/23/2017									
10/10/2017									
10/11/2017	0.64	0.14 (J)	0.11 (J)	<0.1			0.09 (J)	1.8	0.11 (J)
10/12/2017					0.12 (J)	0.31			
3/26/2018									
3/27/2018	0.33	<0.1	<0.1						
3/28/2018				<0.1	<0.1				<0.1
3/29/2018						0.58	<0.1	2	
6/13/2018				0.038 (J)			0.71	3.1	
6/14/2018	0.11 (J)	0.095 (J)			<0.1	0.15 (J)			<0.1
6/15/2018			0.07 (J)						
10/17/2018	<0.1								
10/18/2018		0.054 (J)							
10/19/2018			0.17 (J)		<0.1				
10/22/2018				<0.1		0.78	0.81	3.1	<0.1
2/27/2019	0.26 (J)	<0.1		0.13 (J)					
3/1/2019			0.14 (J)			0.34	0.38	1	0.12 (J)
4/2/2019	0.14 (J)	0.044 (J)							
4/3/2019			0.051 (J)	0.072 (J)	0.032 (J)	0.23 (J)	0.1 (J)	3	
4/4/2019									<0.1
5/2/2019						1.4			
9/26/2019	0.071 (J)	0.052 (J)	<0.1	<0.1					

Time Series

Constituent: Fluoride (mg/L) Analysis Run 11/18/2022 2:57 AM View: Constituents View

Plant Bowen Client: Southern Company Data: Bowen AP-1

	BGWC-17	BGWC-18	BGWC-19	BGWC-20	BGWC-21	BGWC-22	BGWC-23	BGWC-24	BGWC-25
9/27/2019						1	0.54		
9/30/2019					0.066 (J)			1.2	0.065 (J)
2/24/2020	0.11 (J)	<0.1	0.05 (J)	<0.1					
2/25/2020						0.24 (J)	0.066 (J)		
2/26/2020					<0.1			0.064 (J)	<0.1
3/19/2020	0.12 (J)								
3/20/2020		<0.1	<0.1		<0.1	0.23 (J)			
3/23/2020				<0.1			0.056 (J)		
3/24/2020									<0.1
3/25/2020								0.056 (J)	
9/24/2020	0.12	0.058 (J)			<0.1	0.24	0.062 (J)		
9/25/2020								0.054 (J)	
9/28/2020			<0.1	<0.1					<0.1
2/18/2021	0.1	<0.1	<0.1	<0.1					
2/19/2021					<0.1	0.2	<0.1	0.14	
2/23/2021									<0.1
3/8/2021									
3/24/2021	0.11	<0.1							
3/25/2021									
3/26/2021			0.053 (J)				0.054 (J)	0.095 (J)	<0.1
3/29/2021				<0.1	<0.1	0.22			
7/19/2021						0.24	0.065 (J)	0.13	
7/20/2021									
8/19/2021	0.097 (J)	<0.1							<0.1
8/20/2021			<0.1	<0.1	<0.1				
8/23/2021						0.23	<0.1	0.12	
11/1/2021						0.25	0.068 (J)	0.15	
2/11/2022	0.1								
2/14/2022							<0.1		
2/15/2022						0.24		<0.1	
2/16/2022		<0.1	<0.1	<0.1	<0.1				<0.1
7/27/2022	0.13	0.081 (J)	0.071 (J)	0.062 (J)					0.051 (J)
7/28/2022					<0.1				
8/1/2022							0.07 (J)		
8/2/2022						0.19		0.097 (J)	
10/21/2022								0.14 (R)	

Time Series

Constituent: Fluoride (mg/L) Analysis Run 11/18/2022 2:57 AM View: Constituents View

Plant Bowen Client: Southern Company Data: Bowen AP-1

	BGWC-30
6/7/2016	
6/8/2016	
6/9/2016	
8/11/2016	
8/12/2016	
8/15/2016	
8/18/2016	
10/7/2016	
10/10/2016	
12/6/2016	
12/7/2016	
12/8/2016	
1/23/2017	0.06 (J)
2/7/2017	0.09 (J)
2/16/2017	
2/17/2017	
2/20/2017	
3/27/2017	0.09 (J)
4/17/2017	0.36
4/19/2017	
4/20/2017	
5/22/2017	0.05 (J)
5/30/2017	
6/1/2017	
6/5/2017	0.32
7/11/2017	0.13 (J)
7/14/2017	
7/17/2017	
7/18/2017	
7/19/2017	
8/23/2017	0.17 (J)
10/10/2017	0.35
10/11/2017	
10/12/2017	
3/26/2018	0.75
3/27/2018	
3/28/2018	
3/29/2018	
6/13/2018	
6/14/2018	
6/15/2018	0.51
10/17/2018	
10/18/2018	
10/19/2018	
10/22/2018	0.44
2/27/2019	
3/1/2019	0.24 (J)
4/2/2019	0.68
4/3/2019	
4/4/2019	
5/2/2019	
9/26/2019	

Time Series

Constituent: Fluoride (mg/L) Analysis Run 11/18/2022 2:57 AM View: Constituents View

Plant Bowen Client: Southern Company Data: Bowen AP-1

	BGWC-30
9/27/2019	0.13 (J)
9/30/2019	
2/24/2020	
2/25/2020	
2/26/2020	0.057 (J)
3/19/2020	
3/20/2020	
3/23/2020	0.054 (J)
3/24/2020	
3/25/2020	
9/24/2020	
9/25/2020	<0.1
9/28/2020	
2/18/2021	
2/19/2021	
2/23/2021	
3/8/2021	<0.1
3/24/2021	
3/25/2021	<0.1
3/26/2021	
3/29/2021	
7/19/2021	
7/20/2021	<0.1
8/19/2021	<0.1
8/20/2021	
8/23/2021	
11/1/2021	0.055 (J)
2/11/2022	
2/14/2022	0.075 (J)
2/15/2022	
2/16/2022	
7/27/2022	
7/28/2022	
8/1/2022	0.09 (J)
8/2/2022	
10/21/2022	

Time Series

Constituent: Fluoride (mg/L) Analysis Run 11/18/2022 2:57 AM View: Constituents View

Plant Bowen Client: Southern Company Data: Bowen AP-1

	BGWC-31	BGWC-32	BGWC-34D	BGWC-35D	BGWC-36D	BGWC-37D	BGWC-38D	BGWC-39	BGWC-40
10/17/2018					<0.1				
10/18/2018	<0.1								
10/19/2018			<0.1						
10/22/2018		0.65		0.91					
4/2/2019					0.44				
4/4/2019	<0.1		0.035 (J)	0.26 (J)					
4/5/2019		0.66							
5/3/2019		1.3							
9/24/2019	<0.1		<0.1						
9/26/2019		0.15 (J)		0.11 (J)					
9/27/2019					0.26 (J)				
11/15/2019		0.51							
12/13/2019								0.16 (J)	
12/16/2019									0.13 (J)
2/25/2020				0.14 (J)		0.57			
2/26/2020	<0.1				0.13 (J)				
2/27/2020		0.13 (J)	<0.1				0.55	0.071 (J)	
2/28/2020									0.062 (J)
3/23/2020	<0.1				0.13 (J)				
3/24/2020		0.13 (J)	<0.1			0.43	0.61	0.06 (J)	
3/25/2020				0.17 (J)					<0.1
5/4/2020									
9/2/2020							0.47		
9/25/2020		0.097 (J)		0.17		0.34			
9/28/2020	<0.1		<0.1		0.1				
9/29/2020								<0.1	<0.1
2/19/2021			<0.1						
2/22/2021	<0.1			0.21		0.3		0.095 (J)	<0.1
2/23/2021		0.13							
3/8/2021					0.14				
3/9/2021							0.67		
3/25/2021					0.12				
3/26/2021				0.13		0.27			
3/29/2021	<0.1						0.73		
3/30/2021		0.14	<0.1						0.06 (J)
3/31/2021								0.08 (J)	
8/19/2021							0.4		
8/20/2021	<0.1			0.22		0.18			
8/23/2021					0.11				
8/24/2021			<0.1					0.18	0.076 (J)
8/25/2021		0.15							
11/1/2021							0.32		
2/14/2022					0.12		0.34		
2/15/2022									
2/16/2022	<0.1	0.13	<0.1					0.11	0.068 (J)
2/17/2022				0.21		0.16			
7/28/2022	<0.1		0.053 (J)	0.23		0.19			0.092 (J)
7/29/2022		0.16			0.14				
8/2/2022							0.46	0.12	

Time Series

Constituent: Fluoride (mg/L) Analysis Run 11/18/2022 2:57 AM View: Constituents View

Plant Bowen Client: Southern Company Data: Bowen AP-1

	BGWC-41D
10/17/2018	
10/18/2018	
10/19/2018	
10/22/2018	
4/2/2019	
4/4/2019	
4/5/2019	
5/3/2019	
9/24/2019	
9/26/2019	
9/27/2019	
11/15/2019	
12/13/2019	
12/16/2019	
2/25/2020	
2/26/2020	
2/27/2020	
2/28/2020	
3/23/2020	
3/24/2020	
3/25/2020	
5/4/2020	<0.1
9/2/2020	0.088 (J)
9/25/2020	
9/28/2020	
9/29/2020	
2/19/2021	
2/22/2021	0.099 (J)
2/23/2021	
3/8/2021	
3/9/2021	
3/25/2021	
3/26/2021	
3/29/2021	
3/30/2021	
3/31/2021	0.077 (J)
8/19/2021	
8/20/2021	
8/23/2021	
8/24/2021	0.11
8/25/2021	
11/1/2021	
2/14/2022	
2/15/2022	0.07 (J)
2/16/2022	
2/17/2022	
7/28/2022	
7/29/2022	0.1
8/2/2022	

Time Series

Constituent: Fluoride (mg/L) Analysis Run 11/18/2022 2:57 AM View: Constituents View

Plant Bowen Client: Southern Company Data: Bowen AP-1

	BGWC-42D	BGWC-43D	BGWC-44D	BGWC-49D	BGWC-50D	BGWC-51	BGWC-52	BGWC-7	BGWC-8
6/6/2016									
6/7/2016									<0.1
6/8/2016								0.19 (J)	
8/10/2016									0.07 (J)
8/11/2016								0.15 (J)	
10/4/2016									0.07 (J)
10/5/2016									
10/6/2016								0.17 (J)	
12/2/2016									0.09 (J)
12/5/2016									
12/6/2016								0.22 (J)	
2/14/2017									0.02 (J)
2/15/2017								0.18 (J)	
4/14/2017									0.02 (J)
4/17/2017									
4/18/2017								0.11 (J)	
5/26/2017									0.02 (J)
6/2/2017								0.07 (J)	
7/10/2017									0.03 (J)
7/11/2017									
7/14/2017								0.23 (J)	
10/10/2017									<0.1
10/11/2017								0.1 (J)	
3/26/2018									<0.1
3/27/2018								<0.1	
6/12/2018									0.061 (J)
6/13/2018								0.25 (J)	
10/16/2018									<0.1
10/17/2018									
10/18/2018								0.047 (J)	
2/25/2019									<0.1
2/28/2019								0.23 (J)	
4/1/2019									<0.1
4/2/2019								0.22 (J)	
9/24/2019								0.12 (J)	<0.1
2/19/2020									<0.1
2/20/2020									
2/21/2020								0.12 (J)	
3/18/2020									<0.1
3/19/2020								0.12 (J)	
5/4/2020		0.93	<0.1						
5/11/2020	0.34								
5/20/2020	0.4	0.78							
9/3/2020	0.5	0.87	<0.1						
9/23/2020									<0.1
9/24/2020									
9/25/2020								0.11	
1/28/2021						0.17	0.1		
2/16/2021									<0.1
2/17/2021									
2/18/2021			0.16					0.13	
2/22/2021	0.69								

Time Series

Constituent: Fluoride (mg/L) Analysis Run 11/18/2022 2:57 AM View: Constituents View

Plant Bowen Client: Southern Company Data: Bowen AP-1

	BGWC-42D	BGWC-43D	BGWC-44D	BGWC-49D	BGWC-50D	BGWC-51	BGWC-52	BGWC-7	BGWC-8
2/23/2021						0.087 (J)	0.073 (J)		
3/8/2021		0.9							
3/24/2021									<0.1
3/29/2021		1							
3/30/2021						0.11	0.12	0.18	
3/31/2021			0.088 (J)						
4/1/2021	0.72								
4/19/2021				0.055 (J)	0.078 (J)				
7/20/2021		1.2							
8/18/2021			<0.1		<0.1				<0.1
8/19/2021								0.12	
8/20/2021	0.56								
8/23/2021		1.2				0.084 (J)	0.093 (J)		
8/24/2021				<0.1					
2/9/2022			0.11		0.08 (J)				
2/10/2022									<0.1
2/11/2022								0.12	
2/14/2022						0.13	0.1		
2/15/2022		0.89							
2/17/2022	0.61			<0.1					
7/26/2022			<0.1		0.12				0.067 (J)
7/28/2022	0.55						0.14	0.16	
8/1/2022		0.86		0.087 (J)		0.16			

Time Series

Constituent: Fluoride (mg/L) Analysis Run 11/18/2022 2:57 AM View: Constituents View

Plant Bowen Client: Southern Company Data: Bowen AP-1

	BGWC-9
6/6/2016	0.12 (J)
6/7/2016	
6/8/2016	
8/10/2016	
8/11/2016	0.27 (J)
10/4/2016	
10/5/2016	0.12 (J)
10/6/2016	
12/2/2016	
12/5/2016	0.26 (J)
12/6/2016	
2/14/2017	
2/15/2017	0.46
4/14/2017	
4/17/2017	0.14 (J)
4/18/2017	
5/26/2017	0.13 (J)
6/2/2017	
7/10/2017	
7/11/2017	0.2 (J)
7/14/2017	
10/10/2017	0.61
10/11/2017	
3/26/2018	
3/27/2018	0.36
6/12/2018	0.13 (J)
6/13/2018	
10/16/2018	
10/17/2018	0.13 (J)
10/18/2018	
2/25/2019	
2/28/2019	
4/1/2019	0.33
4/2/2019	
9/24/2019	0.096 (J)
2/19/2020	
2/20/2020	0.063 (J)
2/21/2020	
3/18/2020	
3/19/2020	0.074 (J)
5/4/2020	
5/11/2020	
5/20/2020	
9/3/2020	
9/23/2020	
9/24/2020	0.091 (J)
9/25/2020	
1/28/2021	
2/16/2021	
2/17/2021	0.086 (J)
2/18/2021	
2/22/2021	

Time Series

Constituent: Fluoride (mg/L) Analysis Run 11/18/2022 2:57 AM View: Constituents View

Plant Bowen Client: Southern Company Data: Bowen AP-1

	BGWC-9
2/23/2021	
3/8/2021	
3/24/2021	0.075 (J)
3/29/2021	
3/30/2021	
3/31/2021	
4/1/2021	
4/19/2021	
7/20/2021	
8/18/2021	0.073 (J)
8/19/2021	
8/20/2021	
8/23/2021	
8/24/2021	
2/9/2022	
2/10/2022	0.071 (J)
2/11/2022	
2/14/2022	
2/15/2022	
2/17/2022	
7/26/2022	0.11
7/28/2022	
8/1/2022	

Time Series

Constituent: Lead (mg/L) Analysis Run 11/18/2022 2:57 AM View: Constituents View

Plant Bowen Client: Southern Company Data: Bowen AP-1

	BGWA-2 (bg)	BGWA-29 (bg)	BGWA-33 (bg)	BGWA-47D (bg)	BGWA-48D (bg)	BGWA-6	BGWC-10	BGWC-12	BGWC-14A
6/6/2016	0.0024					<0.001			
6/7/2016							<0.001	<0.001	
8/9/2016	<0.001								
8/10/2016						<0.001			
8/11/2016									
8/12/2016								0.0001 (J)	
8/16/2016							<0.001		
8/22/2016		<0.001							
10/3/2016	<0.001								
10/4/2016		<0.001				<0.001			
10/6/2016								0.0002 (J)	
10/7/2016							<0.001		
11/29/2016	0.0002 (J)								
12/1/2016		<0.001				<0.001			
12/5/2016								0.0003 (J)	
12/6/2016							<0.001		
1/10/2017		<0.001							
2/13/2017	<0.001								
2/14/2017		<0.001				<0.001			
2/15/2017								<0.001	
2/16/2017							<0.001		
4/13/2017	<0.001					<0.001			
4/14/2017		<0.001							
4/18/2017							<0.001	<0.001	
5/25/2017	0.0001 (J)	<0.001				<0.001			
5/30/2017									
6/2/2017							<0.001	0.0001 (J)	
7/7/2017	<0.001					<0.001			
7/10/2017		<0.001							
7/12/2017							<0.001		
7/13/2017								0.0001 (J)	
7/14/2017									
3/26/2018	<0.001	<0.001							
3/27/2018							<0.001		
3/28/2018								<0.001	
2/25/2019	<0.001								
2/27/2019		<0.001							
2/28/2019							<0.001	<0.001	
4/1/2019	<0.001	<0.001						<0.001	
4/2/2019						7E-05 (J)	<0.001		
4/3/2019			<0.001						
9/23/2019	<0.001	<0.001				<0.001			
9/25/2019							0.00019 (J)	0.00063 (J)	
9/26/2019									
9/27/2019			<0.001						
2/18/2020	<0.001					<0.001			
2/19/2020		<0.001							
2/20/2020							0.00014 (J)		
2/21/2020			<0.001						
2/24/2020								<0.001	
3/18/2020	<0.001	<0.001							
3/19/2020						<0.001		<0.001	

Time Series

Constituent: Lead (mg/L) Analysis Run 11/18/2022 2:57 AM View: Constituents View

Plant Bowen Client: Southern Company Data: Bowen AP-1

	BGWA-2 (bg)	BGWA-29 (bg)	BGWA-33 (bg)	BGWA-47D (bg)	BGWA-48D (bg)	BGWA-6	BGWC-10	BGWC-12	BGWC-14A
3/20/2020			<0.001						
3/23/2020							<0.001		
5/22/2020				8.9E-05 (J)					7.3E-05 (J)
5/25/2020					0.00013 (J)				
6/23/2020				5.8E-05 (J)	8.1E-05 (J)				<0.001
7/28/2020				5.7E-05 (J)	5.2E-05 (J)				<0.001
9/2/2020				7.4E-05 (J)					<0.001
9/3/2020					3.8E-05 (J)				
9/23/2020	0.00014 (J)	<0.001				6.4E-05 (J)			
9/24/2020							<0.001		
9/25/2020			4.5E-05 (J)					<0.001	
10/1/2020				0.00021 (J)	0.00014 (J)				6.2E-05 (J)
11/10/2020				6.5E-05 (J)	0.00013 (J)				0.00011 (J)
12/15/2020				8E-05 (J)	0.00011 (J)				5.6E-05 (J)
1/20/2021				7.2E-05 (J)	0.00025 (J)				<0.001
2/16/2021	0.00011 (J)	4.2E-05 (J)							
2/17/2021				0.00015 (J)	0.00026 (J)				
2/18/2021						5.7E-05 (J)	<0.001		<0.001
2/19/2021			<0.001					8.7E-05 (J)	
3/23/2021		<0.001							
3/24/2021								0.00013 (J)	<0.001
3/25/2021				<0.001	0.00011 (J)				
3/26/2021	6.8E-05 (J)								
3/30/2021							<0.001		
3/31/2021						0.00016 (J)			
4/1/2021			<0.001						
8/16/2021	<0.001	<0.001		<0.001	<0.001	<0.001			
8/18/2021							<0.001	<0.001	<0.001
8/25/2021			<0.001						
2/9/2022	<0.001			<0.001	<0.001	<0.001			<0.001
2/10/2022		<0.001							
2/11/2022							<0.001	<0.001	
2/16/2022			<0.001						
7/26/2022	<0.001	<0.001		<0.001	<0.001	<0.001			<0.001
7/27/2022								<0.001	
7/28/2022							<0.001		
8/3/2022			<0.001						

Time Series

Constituent: Lead (mg/L) Analysis Run 11/18/2022 2:57 AM View: Constituents View

Plant Bowen Client: Southern Company Data: Bowen AP-1

	BGWC-16
6/6/2016	
6/7/2016	<0.001
8/9/2016	
8/10/2016	
8/11/2016	<0.001
8/12/2016	
8/16/2016	
8/22/2016	
10/3/2016	
10/4/2016	
10/6/2016	
10/7/2016	<0.001
11/29/2016	
12/1/2016	
12/5/2016	
12/6/2016	<0.001
1/10/2017	
2/13/2017	
2/14/2017	
2/15/2017	
2/16/2017	<0.001
4/13/2017	
4/14/2017	
4/18/2017	<0.001
5/25/2017	
5/30/2017	0.0001 (J)
6/2/2017	
7/7/2017	
7/10/2017	
7/12/2017	
7/13/2017	
7/14/2017	0.0002 (J)
3/26/2018	
3/27/2018	<0.001
3/28/2018	
2/25/2019	<0.001
2/27/2019	
2/28/2019	
4/1/2019	
4/2/2019	<0.001
4/3/2019	
9/23/2019	
9/25/2019	
9/26/2019	0.00034 (J)
9/27/2019	
2/18/2020	
2/19/2020	
2/20/2020	0.00014 (J)
2/21/2020	
2/24/2020	
3/18/2020	
3/19/2020	0.00013 (J)

Time Series

Constituent: Lead (mg/L) Analysis Run 11/18/2022 2:57 AM View: Constituents View

Plant Bowen Client: Southern Company Data: Bowen AP-1

	BGWC-16
3/20/2020	
3/23/2020	
5/22/2020	
5/25/2020	
6/23/2020	
7/28/2020	
9/2/2020	
9/3/2020	
9/23/2020	
9/24/2020	0.00021 (J)
9/25/2020	
10/1/2020	
11/10/2020	
12/15/2020	
1/20/2021	
2/16/2021	
2/17/2021	
2/18/2021	0.00013 (J)
2/19/2021	
3/23/2021	
3/24/2021	8E-05 (J)
3/25/2021	
3/26/2021	
3/30/2021	
3/31/2021	
4/1/2021	
8/16/2021	
8/18/2021	<0.001
8/25/2021	
2/9/2022	
2/10/2022	
2/11/2022	<0.001
2/16/2022	
7/26/2022	
7/27/2022	<0.001
7/28/2022	
8/3/2022	

Time Series

Constituent: Lead (mg/L) Analysis Run 11/18/2022 2:57 AM View: Constituents View

Plant Bowen Client: Southern Company Data: Bowen AP-1

	BGWC-17	BGWC-18	BGWC-19	BGWC-20	BGWC-21	BGWC-22	BGWC-23	BGWC-24	BGWC-25
6/7/2016	<0.001								
6/8/2016		<0.001	<0.001	<0.001	<0.001	<0.001			<0.001
6/9/2016							<0.001	0.00059 (J)	
8/11/2016	<0.001								
8/12/2016		0.0001 (J)	<0.001	<0.001					
8/15/2016									0.0005 (J)
8/18/2016					<0.001	<0.001	<0.001	<0.001	
10/7/2016	<0.001	<0.001	<0.001						
10/10/2016				<0.001	<0.001	<0.001	<0.001	<0.001	<0.001
12/6/2016	<0.001	0.0001 (J)							
12/7/2016			<0.001	<0.001			<0.001	<0.001	
12/8/2016					<0.001	<0.001			0.0006 (J)
1/23/2017									
2/7/2017									
2/16/2017	<0.001	0.0002 (J)	<0.001						
2/17/2017				<0.001	<0.001	<0.001			
2/20/2017							<0.001	<0.001	0.0004 (J)
3/27/2017									
4/17/2017									
4/19/2017	<0.001	0.0001 (J)	0.0006 (J)	<0.001	<0.001		<0.001	<0.001	
4/20/2017						<0.001			0.0002 (J)
5/22/2017									
5/30/2017	<0.001								
6/1/2017		9E-05 (J)	<0.001	0.0001 (J)	<0.001				7E-05 (J)
6/5/2017						<0.001	<0.001	7E-05 (J)	
7/11/2017									
7/14/2017	<0.001	0.0001 (J)	<0.001						
7/17/2017							<0.001	<0.001	<0.001
7/18/2017				<0.001	<0.001				
7/19/2017						<0.001			
8/23/2017									
3/26/2018									
3/27/2018	<0.001	<0.001	<0.001						
3/28/2018				<0.001	<0.001				<0.001
3/29/2018						<0.001	<0.001	<0.001	
2/27/2019	<0.001	<0.001		<0.001					
3/1/2019			<0.001			0.00033 (J)	<0.001	<0.001	<0.001
4/2/2019	<0.001	8.1E-05 (J)							
4/3/2019			<0.001	<0.001	6.8E-05 (J)	<0.001	<0.001	<0.001	
4/4/2019									<0.001
9/26/2019	<0.001	<0.001	<0.001	<0.001					
9/27/2019						5.4E-05 (J)	<0.001		
9/30/2019					7.3E-05 (J)			<0.001	<0.001
2/24/2020	7.9E-05 (J)	<0.001	<0.001	<0.001					
2/25/2020						<0.001	<0.001		
2/26/2020					5.3E-05 (J)			<0.001	<0.001
3/19/2020	<0.001								
3/20/2020		<0.001	<0.001		6E-05 (J)	<0.001			
3/23/2020				<0.001			<0.001		
3/24/2020									<0.001
3/25/2020								5.4E-05 (J)	
9/24/2020	<0.001	<0.001			5E-05 (J)	0.00014 (J)	0.00014 (J)		

Time Series

Constituent: Lead (mg/L) Analysis Run 11/18/2022 2:57 AM View: Constituents View

Plant Bowen Client: Southern Company Data: Bowen AP-1

	BGWC-17	BGWC-18	BGWC-19	BGWC-20	BGWC-21	BGWC-22	BGWC-23	BGWC-24	BGWC-25
9/25/2020								0.0001 (J)	
9/28/2020			3.8E-05 (J)	8.3E-05 (J)					5.1E-05 (J)
2/18/2021	<0.001	<0.001	<0.001	<0.001					
2/19/2021					8.7E-05 (J)	0.00011 (J)	<0.001	4.3E-05 (J)	
2/23/2021									7.4E-05 (J)
3/8/2021									
3/24/2021	<0.001	<0.001							
3/25/2021									
3/26/2021			<0.001				0.00031 (J)	7.1E-05 (J)	0.00013 (J)
3/29/2021				<0.001	9.4E-05 (J)	6.1E-05 (J)			
8/19/2021	<0.001	<0.001							<0.001
8/20/2021			<0.001	<0.001	<0.001				
8/23/2021						<0.001	<0.001	<0.001	
2/11/2022	<0.001								
2/14/2022							<0.001		
2/15/2022						<0.001		<0.001	
2/16/2022		<0.001	<0.001	<0.001	<0.001				<0.001
7/27/2022	<0.001	<0.001	<0.001	<0.001					<0.001
7/28/2022					<0.001				
8/1/2022							<0.001		
8/2/2022						<0.001		<0.001	
10/21/2022								<0.001 (R)	

Time Series

Constituent: Lead (mg/L) Analysis Run 11/18/2022 2:57 AM View: Constituents View

Plant Bowen Client: Southern Company Data: Bowen AP-1

	BGWC-30
6/7/2016	
6/8/2016	
6/9/2016	
8/11/2016	
8/12/2016	
8/15/2016	
8/18/2016	
10/7/2016	
10/10/2016	
12/6/2016	
12/7/2016	
12/8/2016	
1/23/2017	0.0003 (J)
2/7/2017	0.0002 (J)
2/16/2017	
2/17/2017	
2/20/2017	
3/27/2017	8E-05 (J)
4/17/2017	<0.001
4/19/2017	
4/20/2017	
5/22/2017	<0.001
5/30/2017	
6/1/2017	
6/5/2017	<0.001
7/11/2017	8E-05 (J)
7/14/2017	
7/17/2017	
7/18/2017	
7/19/2017	
8/23/2017	<0.001
3/26/2018	<0.001
3/27/2018	
3/28/2018	
3/29/2018	
2/27/2019	
3/1/2019	<0.001
4/2/2019	<0.001
4/3/2019	
4/4/2019	
9/26/2019	
9/27/2019	0.00018 (J)
9/30/2019	
2/24/2020	
2/25/2020	
2/26/2020	0.00035 (J)
3/19/2020	
3/20/2020	
3/23/2020	0.00011 (J)
3/24/2020	
3/25/2020	
9/24/2020	

Time Series

Constituent: Lead (mg/L) Analysis Run 11/18/2022 2:57 AM View: Constituents View

Plant Bowen Client: Southern Company Data: Bowen AP-1

	BGWC-30
9/25/2020	0.00016 (J)
9/28/2020	
2/18/2021	
2/19/2021	
2/23/2021	
3/8/2021	0.00018 (J)
3/24/2021	
3/25/2021	0.00015 (J)
3/26/2021	
3/29/2021	
8/19/2021	<0.001
8/20/2021	
8/23/2021	
2/11/2022	
2/14/2022	<0.001
2/15/2022	
2/16/2022	
7/27/2022	
7/28/2022	
8/1/2022	<0.001
8/2/2022	
10/21/2022	

Time Series

Constituent: Lead (mg/L) Analysis Run 11/18/2022 2:57 AM View: Constituents View

Plant Bowen Client: Southern Company Data: Bowen AP-1

	BGWC-31	BGWC-32	BGWC-34D	BGWC-35D	BGWC-36D	BGWC-37D	BGWC-38D	BGWC-39	BGWC-40
4/2/2019					0.00067 (J)				
4/4/2019	0.00065 (J)		5.4E-05 (J)	0.00023 (J)					
4/5/2019		<0.001							
9/24/2019	0.0004 (J)		<0.001						
9/26/2019		<0.001		6.9E-05 (J)					
9/27/2019					0.0005 (J)				
2/25/2020				0.00025 (J)		0.00011 (J)			
2/26/2020	7.6E-05 (J)				0.00033 (J)				
2/27/2020		<0.001	<0.001				0.00025 (J)	<0.001	
2/28/2020									0.00014 (J)
3/23/2020	0.00028 (J)				0.00014 (J)				
3/24/2020		<0.001	<0.001			7.3E-05 (J)	0.00016 (J)	0.0001 (J)	
3/25/2020				0.00018 (J)					0.00017 (J)
9/2/2020							0.00022 (J)		
9/25/2020		0.00011 (J)		0.00037 (J)		0.00029 (J)			
9/28/2020	0.0013 (J)		<0.001		0.00017 (J)				
9/29/2020								<0.001	0.00024 (J)
2/19/2021			<0.001						
2/22/2021	0.00045 (J)			0.00011 (J)		8.2E-05 (J)		<0.001	0.00014 (J)
2/23/2021		7.2E-05 (J)							
3/8/2021					0.00011 (J)				
3/9/2021							<0.001		
3/25/2021					<0.001				
3/26/2021				<0.001		<0.001			
3/29/2021	0.00061 (J)						<0.001		
3/30/2021		<0.001	<0.001						0.00018 (J)
3/31/2021								<0.001	
8/19/2021							<0.001		
8/20/2021	<0.001			<0.001		<0.001			
8/23/2021					<0.001				
8/24/2021			<0.001					<0.001	<0.001
8/25/2021		<0.001							
2/14/2022					<0.001		<0.001		
2/15/2022									
2/16/2022	<0.001	<0.001	<0.001					<0.001	<0.001
2/17/2022				<0.001		<0.001			
7/28/2022	<0.001		<0.001	<0.001		<0.001			<0.001
7/29/2022		<0.001			<0.001				
8/2/2022							<0.001	<0.001	

Time Series

Constituent: Lead (mg/L) Analysis Run 11/18/2022 2:57 AM View: Constituents View

Plant Bowen Client: Southern Company Data: Bowen AP-1

	BGWC-41D
4/2/2019	
4/4/2019	
4/5/2019	
9/24/2019	
9/26/2019	
9/27/2019	
2/25/2020	
2/26/2020	
2/27/2020	
2/28/2020	
3/23/2020	
3/24/2020	
3/25/2020	
9/2/2020	<0.001
9/25/2020	
9/28/2020	
9/29/2020	
2/19/2021	
2/22/2021	<0.001
2/23/2021	
3/8/2021	
3/9/2021	
3/25/2021	
3/26/2021	
3/29/2021	
3/30/2021	
3/31/2021	3.6E-05 (J)
8/19/2021	
8/20/2021	
8/23/2021	
8/24/2021	<0.001
8/25/2021	
2/14/2022	
2/15/2022	<0.001
2/16/2022	
2/17/2022	
7/28/2022	
7/29/2022	<0.001
8/2/2022	

Time Series

Constituent: Lead (mg/L) Analysis Run 11/18/2022 2:57 AM View: Constituents View

Plant Bowen Client: Southern Company Data: Bowen AP-1

	BGWC-42D	BGWC-43D	BGWC-44D	BGWC-49D	BGWC-50D	BGWC-51	BGWC-52	BGWC-7	BGWC-8
6/6/2016									
6/7/2016									<0.001
6/8/2016								<0.001	
8/10/2016									<0.001
8/11/2016								<0.001	
10/4/2016									<0.001
10/5/2016									
10/6/2016								<0.001	
12/2/2016									<0.001
12/5/2016									
12/6/2016								<0.001	
2/14/2017									<0.001
2/15/2017								<0.001	
4/14/2017									<0.001
4/17/2017									
4/18/2017								<0.001	
5/26/2017									0.0003 (J)
6/2/2017								<0.001	
7/10/2017									<0.001
7/11/2017									
7/14/2017								<0.001	
3/26/2018									<0.001
3/27/2018								<0.001	
2/25/2019									<0.001
2/28/2019								<0.001	
4/1/2019									<0.001
4/2/2019								<0.001	
9/24/2019								<0.001	<0.001
2/19/2020									0.00014 (J)
2/20/2020									
2/21/2020								<0.001	
3/18/2020									<0.001
3/19/2020								<0.001	
9/3/2020	<0.001	0.00012 (J)	<0.001						
9/23/2020									<0.001
9/24/2020									
9/25/2020								<0.001	
1/28/2021						0.00016 (J)	5.4E-05 (J)		
2/16/2021									0.0001 (J)
2/17/2021									
2/18/2021			0.00017 (J)					<0.001	
2/22/2021	4.1E-05 (J)								
2/23/2021						0.00015 (J)	0.0001 (J)		
3/8/2021		<0.001							
3/24/2021									0.00015 (J)
3/29/2021		<0.001							
3/30/2021						0.00022 (J)	0.00011 (J)	<0.001	
3/31/2021			<0.001						
4/1/2021	4.4E-05 (J)								
4/19/2021				4.4E-05 (J)	0.00014 (J)				
8/18/2021			<0.001		<0.001				<0.001
8/19/2021								<0.001	

Time Series

Constituent: Lead (mg/L) Analysis Run 11/18/2022 2:57 AM View: Constituents View

Plant Bowen Client: Southern Company Data: Bowen AP-1

	BGWC-42D	BGWC-43D	BGWC-44D	BGWC-49D	BGWC-50D	BGWC-51	BGWC-52	BGWC-7	BGWC-8
8/20/2021	<0.001								
8/23/2021		<0.001				<0.001	<0.001		
8/24/2021				<0.001					
2/9/2022			<0.001		<0.001				
2/10/2022									<0.001
2/11/2022								<0.001	
2/14/2022						<0.001	<0.001		
2/15/2022		<0.001							
2/17/2022	<0.001			<0.001					
7/26/2022			<0.001		<0.001				<0.001
7/28/2022	<0.001						<0.001	<0.001	
8/1/2022		<0.001		<0.001		<0.001			

Time Series

Constituent: Lead (mg/L) Analysis Run 11/18/2022 2:57 AM View: Constituents View

Plant Bowen Client: Southern Company Data: Bowen AP-1

	BGWC-9
6/6/2016	<0.001
6/7/2016	
6/8/2016	
8/10/2016	
8/11/2016	<0.001
10/4/2016	
10/5/2016	0.0005 (J)
10/6/2016	
12/2/2016	
12/5/2016	0.0002 (J)
12/6/2016	
2/14/2017	
2/15/2017	<0.001
4/14/2017	
4/17/2017	0.0001 (J)
4/18/2017	
5/26/2017	0.0001 (J)
6/2/2017	
7/10/2017	
7/11/2017	<0.001
7/14/2017	
3/26/2018	
3/27/2018	<0.001
2/25/2019	
2/28/2019	
4/1/2019	9.2E-05 (J)
4/2/2019	
9/24/2019	5.6E-05 (J)
2/19/2020	
2/20/2020	8.2E-05 (J)
2/21/2020	
3/18/2020	
3/19/2020	6.3E-05 (J)
9/3/2020	
9/23/2020	
9/24/2020	<0.001
9/25/2020	
1/28/2021	
2/16/2021	
2/17/2021	7.5E-05 (J)
2/18/2021	
2/22/2021	
2/23/2021	
3/8/2021	
3/24/2021	<0.001
3/29/2021	
3/30/2021	
3/31/2021	
4/1/2021	
4/19/2021	
8/18/2021	<0.001
8/19/2021	

Time Series

Constituent: Lead (mg/L) Analysis Run 11/18/2022 2:57 AM View: Constituents View

Plant Bowen Client: Southern Company Data: Bowen AP-1

	BGWC-9
8/20/2021	
8/23/2021	
8/24/2021	
2/9/2022	
2/10/2022	<0.001
2/11/2022	
2/14/2022	
2/15/2022	
2/17/2022	
7/26/2022	<0.001
7/28/2022	
8/1/2022	

Time Series

Constituent: Lithium (mg/L) Analysis Run 11/18/2022 2:57 AM View: Constituents View

Plant Bowen Client: Southern Company Data: Bowen AP-1

	BGWA-2 (bg)	BGWA-29 (bg)	BGWA-33 (bg)	BGWA-47D (bg)	BGWA-48D (bg)	BGWA-6	BGWC-10	BGWC-12	BGWC-14A
6/6/2016	<0.03					<0.03			
6/7/2016							0.0065	<0.03	
8/9/2016	<0.03								
8/10/2016						<0.03			
8/11/2016									
8/12/2016								<0.03	
8/16/2016							<0.03		
8/22/2016		<0.03							
10/3/2016	<0.03								
10/4/2016		<0.03				<0.03			
10/6/2016								<0.03	
10/7/2016							<0.03		
11/29/2016	<0.03								
12/1/2016		<0.03				<0.03			
12/5/2016								<0.03	
12/6/2016							<0.03		
1/10/2017		<0.03							
2/13/2017	<0.03								
2/14/2017		<0.03				<0.03			
2/15/2017								<0.03	
2/16/2017							<0.03		
4/13/2017	<0.03					<0.03			
4/14/2017		<0.03							
4/18/2017							0.0011 (J)	<0.03	
5/25/2017	<0.03	<0.03				<0.03			
5/30/2017									
6/2/2017							0.0011 (J)	<0.03	
7/7/2017	<0.03					<0.03			
7/10/2017		<0.03							
7/12/2017							<0.03		
7/13/2017								<0.03	
7/14/2017									
3/26/2018	<0.03	<0.03							
3/27/2018							0.0025 (J)		
3/28/2018								<0.03	
6/12/2018	<0.03	<0.03							
6/14/2018							0.0011 (J)	<0.03	
10/16/2018	<0.03	<0.03				<0.03			
10/17/2018								<0.03	
10/18/2018							0.0016 (J)		
2/25/2019	<0.03								
2/27/2019		<0.03							
2/28/2019							0.0017 (J)	0.0011 (J)	
4/1/2019	<0.03	0.00059 (J)						0.00078 (J)	
4/2/2019						<0.03	0.0012 (J)		
4/3/2019			<0.03						
9/23/2019	<0.03	0.00089 (J)				<0.03			
9/25/2019							<0.03	0.001 (J)	
9/26/2019									
9/27/2019			<0.03						
2/18/2020	<0.03					<0.03			
2/19/2020		<0.03							

Time Series

Constituent: Lithium (mg/L) Analysis Run 11/18/2022 2:57 AM View: Constituents View

Plant Bowen Client: Southern Company Data: Bowen AP-1

	BGWA-2 (bg)	BGWA-29 (bg)	BGWA-33 (bg)	BGWA-47D (bg)	BGWA-48D (bg)	BGWA-6	BGWC-10	BGWC-12	BGWC-14A
2/20/2020							0.00093 (J)		
2/21/2020			<0.03						
2/24/2020								0.00091 (J)	
3/18/2020	<0.03	<0.03							
3/19/2020						<0.03		0.00097 (J)	
3/20/2020			<0.03						
3/23/2020							0.00084 (J)		
5/22/2020				<0.03					<0.03
5/25/2020					0.0011 (J)				
6/23/2020				<0.03	<0.03				<0.03
7/28/2020				<0.03	0.0014 (J)				<0.03
9/2/2020				<0.03					0.00095 (J)
9/3/2020					0.0014 (J)				
9/23/2020	<0.03	0.00085 (J)				<0.03			
9/24/2020							0.0013 (J)		
9/25/2020			<0.03					0.001 (J)	
10/1/2020				<0.03	0.0011 (J)				0.00095 (J)
11/10/2020				<0.03	<0.03				<0.03
12/15/2020				<0.03	0.00089				0.00091
1/20/2021				<0.03	0.00091 (J)				0.00082 (J)
2/16/2021	<0.03	<0.03							
2/17/2021				<0.03	0.00099 (J)				
2/18/2021						<0.03	0.0011 (J)		<0.03
2/19/2021			<0.03					0.0011 (J)	
3/23/2021		0.00087 (J)							
3/24/2021								0.0012 (J)	<0.03
3/25/2021				<0.03	<0.03				
3/26/2021	<0.03								
3/30/2021							0.00092 (J)		
3/31/2021						0.00082 (J)			
4/1/2021			<0.03						
8/16/2021	<0.03	0.00093 (J)		<0.03	<0.03	<0.03			
8/18/2021							<0.03	0.0013 (J)	0.00087 (J)
8/25/2021			<0.03						
2/9/2022	<0.03			0.00083 (J)	<0.03	<0.03			<0.03
2/10/2022		<0.03							
2/11/2022							0.00079 (J)	0.0011 (J)	
2/16/2022			<0.03						
7/26/2022	<0.03	0.00095 (J)		0.00073 (J)	<0.03	<0.03			0.0011 (J)
7/27/2022								0.0014 (J)	
7/28/2022							0.00076 (J)		
8/3/2022			<0.03						

Time Series

Constituent: Lithium (mg/L) Analysis Run 11/18/2022 2:57 AM View: Constituents View

Plant Bowen Client: Southern Company Data: Bowen AP-1

	BGWC-16
6/6/2016	
6/7/2016	<0.03
8/9/2016	
8/10/2016	
8/11/2016	<0.03
8/12/2016	
8/16/2016	
8/22/2016	
10/3/2016	
10/4/2016	
10/6/2016	
10/7/2016	<0.03
11/29/2016	
12/1/2016	
12/5/2016	
12/6/2016	<0.03
1/10/2017	
2/13/2017	
2/14/2017	
2/15/2017	
2/16/2017	<0.03
4/13/2017	
4/14/2017	
4/18/2017	<0.03
5/25/2017	
5/30/2017	<0.03
6/2/2017	
7/7/2017	
7/10/2017	
7/12/2017	
7/13/2017	
7/14/2017	<0.03
3/26/2018	
3/27/2018	<0.03
3/28/2018	
6/12/2018	<0.03
6/14/2018	
10/16/2018	
10/17/2018	
10/18/2018	<0.03
2/25/2019	<0.03
2/27/2019	
2/28/2019	
4/1/2019	
4/2/2019	0.00049 (J)
4/3/2019	
9/23/2019	
9/25/2019	
9/26/2019	<0.03
9/27/2019	
2/18/2020	
2/19/2020	

Time Series

Constituent: Lithium (mg/L) Analysis Run 11/18/2022 2:57 AM View: Constituents View

Plant Bowen Client: Southern Company Data: Bowen AP-1

	BGWC-16
2/20/2020	<0.03
2/21/2020	
2/24/2020	
3/18/2020	
3/19/2020	<0.03
3/20/2020	
3/23/2020	
5/22/2020	
5/25/2020	
6/23/2020	
7/28/2020	
9/2/2020	
9/3/2020	
9/23/2020	
9/24/2020	<0.03
9/25/2020	
10/1/2020	
11/10/2020	
12/15/2020	
1/20/2021	
2/16/2021	
2/17/2021	
2/18/2021	<0.03
2/19/2021	
3/23/2021	
3/24/2021	<0.03
3/25/2021	
3/26/2021	
3/30/2021	
3/31/2021	
4/1/2021	
8/16/2021	
8/18/2021	<0.03
8/25/2021	
2/9/2022	
2/10/2022	
2/11/2022	<0.03
2/16/2022	
7/26/2022	
7/27/2022	<0.03
7/28/2022	
8/3/2022	

Time Series

Constituent: Lithium (mg/L) Analysis Run 11/18/2022 2:57 AM View: Constituents View

Plant Bowen Client: Southern Company Data: Bowen AP-1

	BGWC-17	BGWC-18	BGWC-19	BGWC-20	BGWC-21	BGWC-22	BGWC-23	BGWC-24	BGWC-25
6/7/2016	<0.03								
6/8/2016		<0.03	<0.03	0.016	<0.03	0.012			<0.03
6/9/2016							0.0074	0.0057	
8/11/2016	<0.03								
8/12/2016		<0.03	<0.03	0.0202 (J)					
8/15/2016									<0.03
8/18/2016					<0.03	0.0118 (J)	0.0078 (J)	0.0061 (J)	
10/7/2016	<0.03	<0.03	<0.03						
10/10/2016				0.0194 (J)	<0.03	0.0137 (J)	0.0093 (J)	0.006 (J)	<0.03
12/6/2016	<0.03	<0.03							
12/7/2016			<0.03	0.0265 (J)			0.0117 (J)	0.0066 (J)	
12/8/2016					<0.03	0.0154 (J)			<0.03
1/23/2017									
2/7/2017									
2/16/2017	<0.03	<0.03	<0.03						
2/17/2017				0.0253 (J)	<0.03	0.0125 (J)			
2/20/2017							0.011 (J)	0.0053 (J)	<0.03
3/27/2017									
4/17/2017									
4/19/2017	<0.03	<0.03	<0.03	0.0233 (J)	<0.03		0.0105 (J)	0.0055 (J)	
4/20/2017						0.012 (J)			<0.03
5/22/2017									
5/30/2017	<0.03								
6/1/2017		<0.03	<0.03	0.023 (J)	<0.03				<0.03
6/5/2017						0.0114 (J)	0.0108 (J)	0.0068 (J)	
7/11/2017									
7/14/2017	<0.03	<0.03	<0.03						
7/17/2017							0.0095 (J)	<0.03	<0.03
7/18/2017				0.0207 (J)	<0.03				
7/19/2017						0.0126 (J)			
8/23/2017									
3/26/2018									
3/27/2018	<0.03	<0.03	<0.03						
3/28/2018				0.013 (J)	<0.03				<0.03
3/29/2018						0.021 (J)	0.014 (J)	0.0053 (J)	
6/13/2018				0.02 (J)			0.014 (J)	0.0067 (J)	
6/14/2018	<0.03	<0.03			<0.03	0.024 (J)			<0.03
6/15/2018			<0.03						
10/17/2018	<0.03								
10/18/2018		<0.03							
10/19/2018			<0.03		<0.03				
10/22/2018				0.016 (J)		0.034 (J)	0.016 (J)	0.0075 (J)	<0.03
2/27/2019	<0.03	<0.03		0.015 (J)					
3/1/2019			<0.03			0.022 (J)	0.017 (J)	0.0068 (J)	<0.03
4/2/2019	0.00069 (J)	<0.03							
4/3/2019			<0.03	0.012 (J)	<0.03	0.024 (J)	0.013 (J)	0.0048 (J)	
4/4/2019									<0.03
9/26/2019	<0.03	<0.03	<0.03	0.018 (J)					
9/27/2019						0.039	0.024 (J)		
9/30/2019					<0.03			0.0077 (J)	<0.03
2/24/2020	<0.03	<0.03	<0.03	0.021 (J)					
2/25/2020						0.026 (J)	0.033		

Time Series

Constituent: Lithium (mg/L) Analysis Run 11/18/2022 2:57 AM View: Constituents View

Plant Bowen Client: Southern Company Data: Bowen AP-1

	BGWC-17	BGWC-18	BGWC-19	BGWC-20	BGWC-21	BGWC-22	BGWC-23	BGWC-24	BGWC-25
2/26/2020					<0.03			0.0082 (J)	<0.03
3/19/2020	<0.03								
3/20/2020		<0.03	<0.03		<0.03	0.029 (J)			
3/23/2020				0.02 (J)			0.032		
3/24/2020									<0.03
3/25/2020								0.0078 (J)	
9/24/2020	<0.03	<0.03			<0.03	0.043	0.031		
9/25/2020								0.0078 (J)	
9/28/2020			<0.03	0.027 (J)					<0.03
2/18/2021	<0.03	<0.03	<0.03	0.041					
2/19/2021					<0.03	0.035	0.04	0.0086 (J)	
2/23/2021									<0.03
3/8/2021									
3/24/2021	<0.03	<0.03							
3/25/2021									
3/26/2021			<0.03				0.039 (J)	<0.03	<0.03
3/29/2021				0.036	<0.03	0.033			
8/19/2021	<0.03	<0.03							<0.03
8/20/2021			<0.03	0.025 (J)	<0.03				
8/23/2021						0.028 (J)	0.029 (J)	0.0076 (J)	
2/11/2022	<0.03								
2/14/2022							0.033		
2/15/2022						0.032 (J)		0.0086 (J)	
2/16/2022		<0.03	<0.03	0.031	<0.03				<0.03
7/27/2022	<0.03	<0.03	<0.03	0.037					<0.03
7/28/2022					<0.03				
8/1/2022							0.029 (J)		
8/2/2022						0.03 (J)		<0.03	
10/21/2022								0.0057 (J)	

Time Series

Constituent: Lithium (mg/L) Analysis Run 11/18/2022 2:57 AM View: Constituents View

Plant Bowen Client: Southern Company Data: Bowen AP-1

	BGWC-30
6/7/2016	
6/8/2016	
6/9/2016	
8/11/2016	
8/12/2016	
8/15/2016	
8/18/2016	
10/7/2016	
10/10/2016	
12/6/2016	
12/7/2016	
12/8/2016	
1/23/2017	0.0171 (J)
2/7/2017	0.0196 (J)
2/16/2017	
2/17/2017	
2/20/2017	
3/27/2017	0.0192 (J)
4/17/2017	0.0169 (J)
4/19/2017	
4/20/2017	
5/22/2017	0.0167 (J)
5/30/2017	
6/1/2017	
6/5/2017	0.0177 (J)
7/11/2017	0.0203 (J)
7/14/2017	
7/17/2017	
7/18/2017	
7/19/2017	
8/23/2017	0.0182 (J)
3/26/2018	0.0063 (J)
3/27/2018	
3/28/2018	
3/29/2018	
6/13/2018	
6/14/2018	
6/15/2018	0.0049 (J)
10/17/2018	
10/18/2018	
10/19/2018	
10/22/2018	0.005 (J)
2/27/2019	
3/1/2019	0.0044 (J)
4/2/2019	0.0041 (J)
4/3/2019	
4/4/2019	
9/26/2019	
9/27/2019	0.0012 (J)
9/30/2019	
2/24/2020	
2/25/2020	

Time Series

Constituent: Lithium (mg/L) Analysis Run 11/18/2022 2:57 AM View: Constituents View

Plant Bowen Client: Southern Company Data: Bowen AP-1

	BGWC-30
2/26/2020	0.00096 (J)
3/19/2020	
3/20/2020	
3/23/2020	0.0014 (J)
3/24/2020	
3/25/2020	
9/24/2020	
9/25/2020	0.0011 (J)
9/28/2020	
2/18/2021	
2/19/2021	
2/23/2021	
3/8/2021	0.0012 (J)
3/24/2021	
3/25/2021	<0.03
3/26/2021	
3/29/2021	
8/19/2021	0.0012 (J)
8/20/2021	
8/23/2021	
2/11/2022	
2/14/2022	0.0015 (J)
2/15/2022	
2/16/2022	
7/27/2022	
7/28/2022	
8/1/2022	0.0012 (J)
8/2/2022	
10/21/2022	

Time Series

Constituent: Lithium (mg/L) Analysis Run 11/18/2022 2:57 AM View: Constituents View

Plant Bowen Client: Southern Company Data: Bowen AP-1

	BGWC-31	BGWC-32	BGWC-34D	BGWC-35D	BGWC-36D	BGWC-37D	BGWC-38D	BGWC-39	BGWC-40
10/17/2018					0.0044 (J)				
10/18/2018	<0.03								
10/19/2018			0.00098 (J)						
10/22/2018		<0.03		0.011 (J)					
4/2/2019					0.0021 (J)				
4/4/2019	<0.03		0.00068 (J)	0.0096 (J)					
4/5/2019		<0.03							
9/24/2019	<0.03		<0.03						
9/26/2019		<0.03		0.013					
9/27/2019					0.0028 (J)				
2/25/2020				0.011 (J)		0.044			
2/26/2020	<0.03				0.001 (J)				
2/27/2020		<0.03	<0.03				0.02 (J)	0.0036 (J)	
2/28/2020									0.00084 (J)
3/23/2020	<0.03				<0.03				
3/24/2020		<0.03	<0.03			0.025 (J)	0.019 (J)	0.0029 (J)	
3/25/2020				0.0092 (J)					0.00079 (J)
9/2/2020							0.0096 (J)		
9/25/2020		<0.03		0.0062 (J)		0.014 (J)			
9/28/2020	<0.03		<0.03		0.0011 (J)				
9/29/2020								0.0066 (J)	<0.03
2/19/2021			<0.03						
2/22/2021	<0.03			0.014 (J)		0.0092 (J)		0.0038 (J)	<0.03
2/23/2021		<0.03							
3/8/2021					0.0017 (J)				
3/9/2021							0.011 (J)		
3/25/2021					0.0022 (J)				
3/26/2021				0.02 (J)		0.0066 (J)			
3/29/2021	<0.03						0.012 (J)		
3/30/2021		<0.03	<0.03						0.00086 (J)
3/31/2021								0.0039 (J)	
8/19/2021							0.0066 (J)		
8/20/2021	<0.03			0.016 (J)		0.004 (J)			
8/23/2021					0.0022 (J)				
8/24/2021			<0.03					0.0056 (J)	0.001 (J)
8/25/2021		<0.03							
2/14/2022					0.002 (J)		0.0061 (J)		
2/15/2022									
2/16/2022	<0.03	<0.15 (o)	<0.03					0.0042 (J)	<0.15 (o)
2/17/2022				0.018 (J)		<0.15 (o)			
7/28/2022	<0.03		<0.03	0.016 (J)		0.0026 (J)			<0.03
7/29/2022		<0.03			0.0012 (J)				
8/2/2022							0.009 (J)	0.0038 (J)	

Time Series

Constituent: Lithium (mg/L) Analysis Run 11/18/2022 2:57 AM View: Constituents View

Plant Bowen Client: Southern Company Data: Bowen AP-1

	BGWC-41D
10/17/2018	
10/18/2018	
10/19/2018	
10/22/2018	
4/2/2019	
4/4/2019	
4/5/2019	
9/24/2019	
9/26/2019	
9/27/2019	
2/25/2020	
2/26/2020	
2/27/2020	
2/28/2020	
3/23/2020	
3/24/2020	
3/25/2020	
9/2/2020	0.00092 (J)
9/25/2020	
9/28/2020	
9/29/2020	
2/19/2021	
2/22/2021	0.0017 (J)
2/23/2021	
3/8/2021	
3/9/2021	
3/25/2021	
3/26/2021	
3/29/2021	
3/30/2021	
3/31/2021	0.0017 (J)
8/19/2021	
8/20/2021	
8/23/2021	
8/24/2021	0.0024 (J)
8/25/2021	
2/14/2022	
2/15/2022	0.002 (J)
2/16/2022	
2/17/2022	
7/28/2022	
7/29/2022	0.0018 (J)
8/2/2022	

Time Series

Constituent: Lithium (mg/L) Analysis Run 11/18/2022 2:57 AM View: Constituents View

Plant Bowen Client: Southern Company Data: Bowen AP-1

	BGWC-42D	BGWC-43D	BGWC-44D	BGWC-49D	BGWC-50D	BGWC-51	BGWC-52	BGWC-7	BGWC-8
6/6/2016									
6/7/2016									<0.03
6/8/2016								0.0079	
8/10/2016									<0.03
8/11/2016								0.0093 (J)	
10/4/2016									<0.03
10/5/2016									
10/6/2016								0.0102 (J)	
12/2/2016									<0.03
12/5/2016									
12/6/2016								0.0094 (J)	
2/14/2017									<0.03
2/15/2017								<0.03	
4/14/2017									<0.03
4/17/2017									
4/18/2017								0.0086 (J)	
5/26/2017									<0.03
6/2/2017								0.0102 (J)	
7/10/2017									<0.03
7/11/2017									
7/14/2017								0.0092 (J)	
3/26/2018									<0.03
3/27/2018								0.0087 (J)	
6/12/2018									<0.03
6/13/2018								0.0084 (J)	
10/16/2018									0.001 (J)
10/17/2018									
10/18/2018								0.0083 (J)	
2/25/2019									<0.03
2/28/2019								0.0086 (J)	
4/1/2019									<0.03
4/2/2019								0.0073 (J)	
9/24/2019								0.0083 (J)	<0.03
2/19/2020									<0.03
2/20/2020									
2/21/2020								0.0088 (J)	
3/18/2020									<0.03
3/19/2020								0.0097 (J)	
9/3/2020	0.0014 (J)	0.023 (J)	0.0016 (J)						
9/23/2020									<0.03
9/24/2020									
9/25/2020								0.0065 (J)	
1/28/2021						0.0017 (J)	0.0037 (J)		
2/16/2021									<0.03
2/17/2021									
2/18/2021			0.0035 (J)					0.0072 (J)	
2/22/2021	<0.03								
2/23/2021						0.0015 (J)	0.0038 (J)		
3/8/2021		0.024 (J)							
3/24/2021									<0.03
3/29/2021		0.026 (J)							
3/30/2021						0.0035 (J)	0.0038 (J)	0.0084 (J)	

Time Series

Constituent: Lithium (mg/L) Analysis Run 11/18/2022 2:57 AM View: Constituents View

Plant Bowen Client: Southern Company Data: Bowen AP-1

	BGWC-42D	BGWC-43D	BGWC-44D	BGWC-49D	BGWC-50D	BGWC-51	BGWC-52	BGWC-7	BGWC-8
3/31/2021			0.0029 (J)						
4/1/2021	0.0022 (J)								
4/19/2021				0.0083 (J)	<0.03				
8/18/2021			0.0027 (J)		<0.03				<0.03
8/19/2021								0.007 (J)	
8/20/2021	0.0012 (J)								
8/23/2021		0.031				0.0011 (J)	0.0033 (J)		
8/24/2021				0.01 (J)					
2/9/2022			0.0036 (J)		<0.03				
2/10/2022									<0.03
2/11/2022								0.0074 (J)	
2/14/2022						<0.03	0.002 (J)		
2/15/2022		0.027 (J)							
2/17/2022	<0.15 (o)			0.0076 (J)					
7/26/2022			0.0037 (J)		<0.03				<0.03
7/28/2022	0.0016 (J)						0.00088 (J)	0.0061 (J)	
8/1/2022		0.025 (J)		0.0057 (J)		<0.03			

Time Series

Constituent: Lithium (mg/L) Analysis Run 11/18/2022 2:57 AM View: Constituents View

Plant Bowen Client: Southern Company Data: Bowen AP-1

	BGWC-9
6/6/2016	<0.03
6/7/2016	
6/8/2016	
8/10/2016	
8/11/2016	<0.03
10/4/2016	
10/5/2016	<0.03
10/6/2016	
12/2/2016	
12/5/2016	<0.03
12/6/2016	
2/14/2017	
2/15/2017	<0.03
4/14/2017	
4/17/2017	0.0013 (J)
4/18/2017	
5/26/2017	0.0013 (J)
6/2/2017	
7/10/2017	
7/11/2017	<0.03
7/14/2017	
3/26/2018	
3/27/2018	0.0014 (J)
6/12/2018	0.0012 (J)
6/13/2018	
10/16/2018	
10/17/2018	<0.03
10/18/2018	
2/25/2019	
2/28/2019	
4/1/2019	0.0012 (J)
4/2/2019	
9/24/2019	0.0011 (J)
2/19/2020	
2/20/2020	0.002 (J)
2/21/2020	
3/18/2020	
3/19/2020	0.0019 (J)
9/3/2020	
9/23/2020	
9/24/2020	0.0011 (J)
9/25/2020	
1/28/2021	
2/16/2021	
2/17/2021	0.0013 (J)
2/18/2021	
2/22/2021	
2/23/2021	
3/8/2021	
3/24/2021	0.0014 (J)
3/29/2021	
3/30/2021	

Time Series

Constituent: Lithium (mg/L) Analysis Run 11/18/2022 2:57 AM View: Constituents View

Plant Bowen Client: Southern Company Data: Bowen AP-1

	BGWC-9
3/31/2021	
4/1/2021	
4/19/2021	
8/18/2021	0.0013 (J)
8/19/2021	
8/20/2021	
8/23/2021	
8/24/2021	
2/9/2022	
2/10/2022	0.0016 (J)
2/11/2022	
2/14/2022	
2/15/2022	
2/17/2022	
7/26/2022	0.0014 (J)
7/28/2022	
8/1/2022	

Time Series

Constituent: Mercury (mg/L) Analysis Run 11/18/2022 2:57 AM View: Constituents View

Plant Bowen Client: Southern Company Data: Bowen AP-1

	BGWA-2 (bg)	BGWA-29 (bg)	BGWA-33 (bg)	BGWA-47D (bg)	BGWA-48D (bg)	BGWA-6	BGWC-10	BGWC-12	BGWC-14A
6/6/2016	7.7E-05 (J)					8.4E-05 (J)			
6/7/2016							0.0001 (J)	0.0001 (J)	
8/9/2016	<0.0002								
8/10/2016						<0.0002			
8/11/2016									
8/12/2016								<0.0002	
8/16/2016							<0.0002		
8/22/2016		<0.0002							
10/3/2016	<0.0002								
10/4/2016		<0.0002				<0.0002			
10/6/2016								<0.0002	
10/7/2016							<0.0002		
11/29/2016	<0.0002								
12/1/2016		<0.0002				<0.0002			
12/5/2016								<0.0002	
12/6/2016							<0.0002		
1/10/2017		<0.0002							
2/13/2017	<0.0002								
2/14/2017		<0.0002				<0.0002			
2/15/2017								<0.0002	
2/16/2017							<0.0002		
4/13/2017	<0.0002					<0.0002			
4/14/2017		<0.0002							
4/18/2017							<0.0002	<0.0002	
5/25/2017	<0.0002	<0.0002				<0.0002			
5/30/2017									
6/2/2017							<0.0002	<0.0002	
7/7/2017	<0.0002					<0.0002			
7/10/2017		<0.0002							
7/12/2017							<0.0002		
7/13/2017								<0.0002	
7/14/2017									
3/26/2018	<0.0002	<0.0002							
3/27/2018							<0.0002		
3/28/2018								<0.0002	
2/25/2019	<0.0002								
2/27/2019		6.5E-05 (J)							
2/28/2019							4.8E-05 (J)	5.8E-05 (J)	
4/1/2019	<0.0002	<0.0002						<0.0002	
4/2/2019						<0.0002	<0.0002		
4/3/2019			<0.0002						
9/23/2019	<0.0002	<0.0002				<0.0002			
9/25/2019							<0.0002	<0.0002	
9/26/2019									
9/27/2019			<0.0002						
2/18/2020	<0.0002					<0.0002			
2/19/2020		<0.0002							
2/20/2020							<0.0002		
2/21/2020			<0.0002						
2/24/2020								<0.0002	
3/18/2020	<0.0002	<0.0002							
3/19/2020						<0.0002		<0.0002	

Time Series

Constituent: Mercury (mg/L) Analysis Run 11/18/2022 2:57 AM View: Constituents View

Plant Bowen Client: Southern Company Data: Bowen AP-1

	BGWA-2 (bg)	BGWA-29 (bg)	BGWA-33 (bg)	BGWA-47D (bg)	BGWA-48D (bg)	BGWA-6	BGWC-10	BGWC-12	BGWC-14A
3/20/2020			<0.0002						
3/23/2020							<0.0002		
5/22/2020				<0.0002					<0.0002
5/25/2020					<0.0002				
6/23/2020				<0.0002	<0.0002				<0.0002
7/28/2020				<0.0002	<0.0002				<0.0002
9/2/2020				<0.0002					<0.0002
9/3/2020					<0.0002				
9/23/2020	<0.0002	<0.0002				<0.0002			
9/24/2020							<0.0002		
9/25/2020			8.7E-05 (J)					<0.0002	
10/1/2020				<0.0002	<0.0002				<0.0002
11/10/2020				<0.0002	<0.0002				<0.0002
12/15/2020				<0.0002	<0.0002				<0.0002
1/20/2021				<0.0002	<0.0002				<0.0002
2/16/2021	<0.0002	<0.0002							
2/17/2021				<0.0002	<0.0002				
2/18/2021						<0.0002	<0.0002		<0.0002
2/19/2021			<0.0002					<0.0002	
3/23/2021		<0.0002							
3/24/2021								<0.0002	<0.0002
3/25/2021				<0.0002	<0.0002				
3/26/2021	<0.0002								
3/30/2021							<0.0002		
3/31/2021						<0.0002			
4/1/2021			<0.0002						
8/16/2021	<0.0002	<0.0002		<0.0002	<0.0002	<0.0002			
8/18/2021							<0.0002	<0.0002	<0.0002
8/25/2021			<0.0002						
2/9/2022	<0.0002			<0.0002	<0.0002	<0.0002			<0.0002
2/10/2022		<0.0002							
2/11/2022							<0.0002	<0.0002	
2/16/2022			<0.0002						
7/26/2022	0.00019 (J)	0.00015 (J)		0.00022	0.00014 (J)	<0.0002			0.00016 (J)
7/27/2022								<0.0002	
7/28/2022							<0.0002		
8/3/2022			<0.0002						

Time Series

Constituent: Mercury (mg/L) Analysis Run 11/18/2022 2:57 AM View: Constituents View

Plant Bowen Client: Southern Company Data: Bowen AP-1

	BGWC-16
6/6/2016	
6/7/2016	9.8E-05 (J)
8/9/2016	
8/10/2016	
8/11/2016	<0.0002
8/12/2016	
8/16/2016	
8/22/2016	
10/3/2016	
10/4/2016	
10/6/2016	
10/7/2016	<0.0002
11/29/2016	
12/1/2016	
12/5/2016	
12/6/2016	<0.0002
1/10/2017	
2/13/2017	
2/14/2017	
2/15/2017	
2/16/2017	<0.0002
4/13/2017	
4/14/2017	
4/18/2017	<0.0002
5/25/2017	
5/30/2017	<0.0002
6/2/2017	
7/7/2017	
7/10/2017	
7/12/2017	
7/13/2017	
7/14/2017	<0.0002
3/26/2018	
3/27/2018	<0.0002
3/28/2018	
2/25/2019	<0.0002
2/27/2019	
2/28/2019	
4/1/2019	
4/2/2019	<0.0002
4/3/2019	
9/23/2019	
9/25/2019	
9/26/2019	<0.0002
9/27/2019	
2/18/2020	
2/19/2020	
2/20/2020	<0.0002
2/21/2020	
2/24/2020	
3/18/2020	
3/19/2020	<0.0002

Time Series

Constituent: Mercury (mg/L) Analysis Run 11/18/2022 2:57 AM View: Constituents View

Plant Bowen Client: Southern Company Data: Bowen AP-1

	BGWC-16
3/20/2020	
3/23/2020	
5/22/2020	
5/25/2020	
6/23/2020	
7/28/2020	
9/2/2020	
9/3/2020	
9/23/2020	
9/24/2020	<0.0002
9/25/2020	
10/1/2020	
11/10/2020	
12/15/2020	
1/20/2021	
2/16/2021	
2/17/2021	
2/18/2021	<0.0002
2/19/2021	
3/23/2021	
3/24/2021	<0.0002
3/25/2021	
3/26/2021	
3/30/2021	
3/31/2021	
4/1/2021	
8/16/2021	
8/18/2021	0.0002 (J)
8/25/2021	
2/9/2022	
2/10/2022	
2/11/2022	<0.0002
2/16/2022	
7/26/2022	
7/27/2022	<0.0002
7/28/2022	
8/3/2022	

Time Series

Constituent: Mercury (mg/L) Analysis Run 11/18/2022 2:57 AM View: Constituents View

Plant Bowen Client: Southern Company Data: Bowen AP-1

	BGWC-17	BGWC-18	BGWC-19	BGWC-20	BGWC-21	BGWC-22	BGWC-23	BGWC-24	BGWC-25
6/7/2016	0.00017 (J)								
6/8/2016		<0.0002	<0.0002	<0.0002	<0.0002	9.2E-05 (J)			<0.0002
6/9/2016							<0.0002	<0.0002	
8/11/2016	0.00019 (J)								
8/12/2016		<0.0002	<0.0002	<0.0002					
8/15/2016									<0.0002
8/18/2016					<0.0002	<0.0002	<0.0002	<0.0002	
10/7/2016	0.00014 (J)	<0.0002	<0.0002						
10/10/2016				<0.0002	<0.0002	<0.0002	<0.0002	4E-05 (J)	<0.0002
12/6/2016	0.00016 (J)	<0.0002							
12/7/2016			8E-05 (J)	<0.0002			5E-05 (J)	7E-05 (J)	
12/8/2016					<0.0002	<0.0002			<0.0002
1/23/2017									
2/7/2017									
2/16/2017	0.00017 (J)	<0.0002	<0.0002						
2/17/2017				<0.0002	<0.0002	<0.0002			
2/20/2017							<0.0002	5E-05 (J)	<0.0002
3/27/2017									
4/17/2017									
4/19/2017	0.00014 (J)	<0.0002	<0.0002	<0.0002	<0.0002		<0.0002	0.00016 (J)	
4/20/2017						<0.0002			<0.0002
5/22/2017									
5/30/2017	0.00023 (J)								
6/1/2017		<0.0002	<0.0002	<0.0002	<0.0002				<0.0002
6/5/2017						<0.0002	<0.0002	0.00013 (J)	
7/11/2017									
7/14/2017	0.00016 (J)	<0.0002	<0.0002						
7/17/2017							<0.0002	0.00013 (J)	<0.0002
7/18/2017				<0.0002	<0.0002				
7/19/2017						<0.0002			
8/23/2017									
3/26/2018									
3/27/2018	<0.0002	<0.0002	<0.0002						
3/28/2018				<0.0002	<0.0002				<0.0002
3/29/2018						<0.0002	<0.0002	<0.0002	
2/27/2019	0.00029 (J)	7.9E-05 (J)		6.6E-05 (J)					
3/1/2019			5E-05 (J)			4.2E-05 (J)	4.4E-05 (J)	0.00093	4.7E-05 (J)
4/2/2019	0.0004	<0.0002							
4/3/2019			<0.0002	<0.0002	<0.0002	<0.0002	<0.0002	0.0013	
4/4/2019									<0.0002
9/26/2019	<0.0002	<0.0002	<0.0002	<0.0002					
9/27/2019						<0.0002	<0.0002		
9/30/2019					<0.0002			0.0011	<0.0002
2/24/2020	0.0003 (J)	<0.0002	<0.0002	<0.0002					
2/25/2020						<0.0002	<0.0002		
2/26/2020					<0.0002			0.0011	<0.0002
3/19/2020	0.00017 (J)								
3/20/2020		<0.0002	<0.0002		<0.0002	<0.0002			
3/23/2020				<0.0002			<0.0002		
3/24/2020									<0.0002
3/25/2020								0.0011	
9/24/2020	0.00027 (J)	<0.0002			<0.0002	<0.0002	<0.0002		

Time Series

Constituent: Mercury (mg/L) Analysis Run 11/18/2022 2:57 AM View: Constituents View

Plant Bowen Client: Southern Company Data: Bowen AP-1

	BGWC-17	BGWC-18	BGWC-19	BGWC-20	BGWC-21	BGWC-22	BGWC-23	BGWC-24	BGWC-25
9/25/2020								0.0036	
9/28/2020			<0.0002	<0.0002					<0.0002
2/18/2021	0.00017 (J)	<0.0002	<0.0002	<0.0002					
2/19/2021					<0.0002	<0.0002	<0.0002	0.0033	
2/23/2021									<0.0002
3/8/2021									
3/24/2021	0.00012 (J)	<0.0002							
3/25/2021									
3/26/2021			<0.0002				<0.0002	0.0058	<0.0002
3/29/2021				<0.0002	<0.0002	<0.0002			
8/19/2021	<0.0002	<0.0002							<0.0002
8/20/2021			<0.0002	<0.0002	<0.0002				
8/23/2021						<0.0002	<0.0002	0.00026	
2/11/2022	<0.0002								
2/14/2022							<0.0002		
2/15/2022						<0.0002		0.0014	
2/16/2022		<0.0002	<0.0002	<0.0002	<0.0002				<0.0002
7/27/2022	0.00025	<0.0002	<0.0002	<0.0002					<0.0002
7/28/2022					<0.0002				
8/1/2022							<0.0002		
8/2/2022						<0.0002		<0.0002	
10/21/2022								0.00026	

Time Series

Constituent: Mercury (mg/L) Analysis Run 11/18/2022 2:57 AM View: Constituents View

Plant Bowen Client: Southern Company Data: Bowen AP-1

	BGWC-30
6/7/2016	
6/8/2016	
6/9/2016	
8/11/2016	
8/12/2016	
8/15/2016	
8/18/2016	
10/7/2016	
10/10/2016	
12/6/2016	
12/7/2016	
12/8/2016	
1/23/2017	8E-05 (J)
2/7/2017	0.00011 (J)
2/16/2017	
2/17/2017	
2/20/2017	
3/27/2017	8E-05 (J)
4/17/2017	4E-05 (J)
4/19/2017	
4/20/2017	
5/22/2017	<0.0002
5/30/2017	
6/1/2017	
6/5/2017	6E-05 (J)
7/11/2017	9.1E-05 (J)
7/14/2017	
7/17/2017	
7/18/2017	
7/19/2017	
8/23/2017	5E-05 (J)
3/26/2018	<0.0002
3/27/2018	
3/28/2018	
3/29/2018	
2/27/2019	
3/1/2019	0.0001 (J)
4/2/2019	<0.0002
4/3/2019	
4/4/2019	
9/26/2019	
9/27/2019	<0.0002
9/30/2019	
2/24/2020	
2/25/2020	
2/26/2020	<0.0002
3/19/2020	
3/20/2020	
3/23/2020	<0.0002
3/24/2020	
3/25/2020	
9/24/2020	

Time Series

Constituent: Mercury (mg/L) Analysis Run 11/18/2022 2:57 AM View: Constituents View

Plant Bowen Client: Southern Company Data: Bowen AP-1

	BGWC-30
9/25/2020	<0.0002
9/28/2020	
2/18/2021	
2/19/2021	
2/23/2021	
3/8/2021	<0.0002
3/24/2021	
3/25/2021	<0.0002
3/26/2021	
3/29/2021	
8/19/2021	<0.0002
8/20/2021	
8/23/2021	
2/11/2022	
2/14/2022	<0.0002
2/15/2022	
2/16/2022	
7/27/2022	
7/28/2022	
8/1/2022	<0.0002
8/2/2022	
10/21/2022	

Time Series

Constituent: Mercury (mg/L) Analysis Run 11/18/2022 2:57 AM View: Constituents View

Plant Bowen Client: Southern Company Data: Bowen AP-1

	BGWC-31	BGWC-32	BGWC-34D	BGWC-35D	BGWC-36D	BGWC-37D	BGWC-38D	BGWC-39	BGWC-40
4/2/2019					<0.0002				
4/4/2019	<0.0002		<0.0002	<0.0002					
4/5/2019		<0.0002							
9/24/2019	<0.0002		<0.0002						
9/26/2019		<0.0002		<0.0002					
9/27/2019					<0.0002				
2/25/2020				<0.0002		<0.0002			
2/26/2020	<0.0002				0.00018 (J)				
2/27/2020		<0.0002	<0.0002				<0.0002	<0.0002	
2/28/2020									<0.0002
3/23/2020	<0.0002				<0.0002				
3/24/2020		<0.0002	<0.0002			<0.0002	<0.0002	<0.0002	
3/25/2020				<0.0002					<0.0002
9/2/2020							0.0001 (J)		
9/25/2020		<0.0002		<0.0002		<0.0002			
9/28/2020	<0.0002		<0.0002		<0.0002				
9/29/2020								<0.0002	<0.0002
2/19/2021			<0.0002						
2/22/2021	<0.0002			<0.0002		<0.0002		<0.0002	<0.0002
2/23/2021		<0.0002							
3/8/2021					<0.0002				
3/9/2021							<0.0002		
3/25/2021					<0.0002				
3/26/2021				<0.0002		<0.0002			
3/29/2021	<0.0002						<0.0002		
3/30/2021		<0.0002	<0.0002						<0.0002
3/31/2021								<0.0002	
8/19/2021							0.00012 (J)		
8/20/2021	<0.0002			<0.0002		<0.0002			
8/23/2021					<0.0002				
8/24/2021			<0.0002					<0.0002	<0.0002
8/25/2021		<0.0002							
2/14/2022					<0.0002		<0.0002		
2/15/2022									
2/16/2022	<0.0002	<0.0002	<0.0002					<0.0002	<0.0002
2/17/2022				<0.0002		<0.0002			
7/28/2022	0.00015 (J)		0.00014 (J)	0.00016 (J)		<0.0002			<0.0002
7/29/2022		<0.0002			<0.0002				
8/2/2022							0.00028	<0.0002	

Time Series

Constituent: Mercury (mg/L) Analysis Run 11/18/2022 2:57 AM View: Constituents View

Plant Bowen Client: Southern Company Data: Bowen AP-1

	BGWC-41D
4/2/2019	
4/4/2019	
4/5/2019	
9/24/2019	
9/26/2019	
9/27/2019	
2/25/2020	
2/26/2020	
2/27/2020	
2/28/2020	
3/23/2020	
3/24/2020	
3/25/2020	
9/2/2020	<0.0002
9/25/2020	
9/28/2020	
9/29/2020	
2/19/2021	
2/22/2021	<0.0002
2/23/2021	
3/8/2021	
3/9/2021	
3/25/2021	
3/26/2021	
3/29/2021	
3/30/2021	
3/31/2021	<0.0002
8/19/2021	
8/20/2021	
8/23/2021	
8/24/2021	<0.0002
8/25/2021	
2/14/2022	
2/15/2022	<0.0002
2/16/2022	
2/17/2022	
7/28/2022	
7/29/2022	<0.0002
8/2/2022	

Time Series

Constituent: Mercury (mg/L) Analysis Run 11/18/2022 2:57 AM View: Constituents View

Plant Bowen Client: Southern Company Data: Bowen AP-1

	BGWC-42D	BGWC-43D	BGWC-44D	BGWC-49D	BGWC-50D	BGWC-51	BGWC-52	BGWC-7	BGWC-8
6/6/2016									
6/7/2016									9.7E-05 (J)
6/8/2016								<0.0002	
8/10/2016									<0.0002
8/11/2016								<0.0002	
10/4/2016									<0.0002
10/5/2016									
10/6/2016								<0.0002	
12/2/2016									<0.0002
12/5/2016									
12/6/2016								<0.0002	
2/14/2017									<0.0002
2/15/2017								<0.0002	
4/14/2017									<0.0002
4/17/2017									
4/18/2017								<0.0002	
5/26/2017									<0.0002
6/2/2017								<0.0002	
7/10/2017									<0.0002
7/11/2017									
7/14/2017								<0.0002	
3/26/2018									<0.0002
3/27/2018								<0.0002	
2/25/2019									<0.0002
2/28/2019								5.3E-05 (J)	
4/1/2019									<0.0002
4/2/2019								<0.0002	
9/24/2019								<0.0002	<0.0002
2/19/2020									<0.0002
2/20/2020									
2/21/2020								<0.0002	
3/18/2020									<0.0002
3/19/2020								<0.0002	
9/3/2020	<0.0002	<0.0002	<0.0002						
9/23/2020									<0.0002
9/24/2020									
9/25/2020								<0.0002	
1/28/2021						0.0046	0.00019 (J)		
2/16/2021									<0.0002
2/17/2021									
2/18/2021			<0.0002					<0.0002	
2/22/2021	<0.0002								
2/23/2021						0.0033	<0.0002		
3/8/2021		<0.0002							
3/24/2021									<0.0002
3/29/2021		<0.0002							
3/30/2021						0.002	<0.0002	<0.0002	
3/31/2021			<0.0002						
4/1/2021	<0.0002								
4/19/2021				<0.0002	<0.0002				
8/18/2021			<0.0002		<0.0002				<0.0002
8/19/2021								<0.0002	

Time Series

Constituent: Mercury (mg/L) Analysis Run 11/18/2022 2:57 AM View: Constituents View

Plant Bowen Client: Southern Company Data: Bowen AP-1

	BGWC-42D	BGWC-43D	BGWC-44D	BGWC-49D	BGWC-50D	BGWC-51	BGWC-52	BGWC-7	BGWC-8
8/20/2021	<0.0002								
8/23/2021		<0.0002				0.0014	<0.0002		
8/24/2021				<0.0002					
2/9/2022			<0.0002		<0.0002				
2/10/2022									<0.0002
2/11/2022								<0.0002	
2/14/2022						0.00025	<0.0002		
2/15/2022		<0.0002							
2/17/2022	<0.0002			<0.0002					
7/26/2022			0.00017 (J)		<0.0002				0.00016 (J)
7/28/2022	<0.0002						<0.0002	<0.0002	
8/1/2022		<0.0002		<0.0002		<0.0002			

Time Series

Constituent: Mercury (mg/L) Analysis Run 11/18/2022 2:57 AM View: Constituents View

Plant Bowen Client: Southern Company Data: Bowen AP-1

	BGWC-9
6/6/2016	8E-05 (J)
6/7/2016	
6/8/2016	
8/10/2016	
8/11/2016	<0.0002
10/4/2016	
10/5/2016	<0.0002
10/6/2016	
12/2/2016	
12/5/2016	<0.0002
12/6/2016	
2/14/2017	
2/15/2017	<0.0002
4/14/2017	
4/17/2017	<0.0002
4/18/2017	
5/26/2017	<0.0002
6/2/2017	
7/10/2017	
7/11/2017	<0.0002
7/14/2017	
3/26/2018	
3/27/2018	<0.0002
2/25/2019	
2/28/2019	
4/1/2019	<0.0002
4/2/2019	
9/24/2019	<0.0002
2/19/2020	
2/20/2020	<0.0002
2/21/2020	
3/18/2020	
3/19/2020	<0.0002
9/3/2020	
9/23/2020	
9/24/2020	<0.0002
9/25/2020	
1/28/2021	
2/16/2021	
2/17/2021	<0.0002
2/18/2021	
2/22/2021	
2/23/2021	
3/8/2021	
3/24/2021	<0.0002
3/29/2021	
3/30/2021	
3/31/2021	
4/1/2021	
4/19/2021	
8/18/2021	<0.0002
8/19/2021	

Time Series

Constituent: Mercury (mg/L) Analysis Run 11/18/2022 2:57 AM View: Constituents View

Plant Bowen Client: Southern Company Data: Bowen AP-1

	BGWC-9
8/20/2021	
8/23/2021	
8/24/2021	
2/9/2022	
2/10/2022	<0.0002
2/11/2022	
2/14/2022	
2/15/2022	
2/17/2022	
7/26/2022	0.00016 (J)
7/28/2022	
8/1/2022	

Time Series

Constituent: Molybdenum (mg/L) Analysis Run 11/18/2022 2:57 AM View: Constituents View

Plant Bowen Client: Southern Company Data: Bowen AP-1

	BGWA-2 (bg)	BGWA-29 (bg)	BGWA-33 (bg)	BGWA-47D (bg)	BGWA-48D (bg)	BGWA-6	BGWC-10	BGWC-12	BGWC-14A
6/6/2016	0.0015 (J)					<0.01			
6/7/2016							0.0067 (J)	<0.01	
8/9/2016	0.0016 (J)								
8/10/2016						<0.01			
8/11/2016									
8/12/2016								<0.01	
8/16/2016							0.0032 (J)		
8/22/2016		<0.01							
10/3/2016	<0.01								
10/4/2016		<0.01				<0.01			
10/6/2016								<0.01	
10/7/2016							0.0032 (J)		
11/29/2016	0.0022 (J)								
12/1/2016		<0.01				<0.01			
12/5/2016								<0.01	
12/6/2016							0.0049 (J)		
1/10/2017		<0.01							
2/13/2017	0.002 (J)								
2/14/2017		<0.01				<0.01			
2/15/2017								<0.01	
2/16/2017							0.0039 (J)		
4/13/2017	0.0025 (J)					<0.01			
4/14/2017		<0.01							
4/18/2017							0.0032 (J)	<0.01	
5/25/2017	0.002 (J)	<0.01				<0.01			
5/30/2017									
6/2/2017							0.0035 (J)	<0.01	
7/7/2017	0.0017 (J)					<0.01			
7/10/2017		<0.01							
7/12/2017							0.0037 (J)		
7/13/2017								<0.01	
7/14/2017									
3/26/2018	<0.01	<0.01							
3/27/2018							0.0032 (J)		
3/28/2018								<0.01	
6/12/2018	<0.01	<0.01							
6/14/2018							0.0033 (J)	<0.01	
10/16/2018	<0.01	<0.01				<0.01			
10/17/2018								<0.01	
10/18/2018							0.0034 (J)		
2/25/2019	<0.01								
2/27/2019		<0.01							
2/28/2019							0.0035 (J)	<0.01	
4/1/2019	0.0014 (J)	0.00053 (J)						<0.01	
4/2/2019						0.00026 (J)	0.0032 (J)		
4/3/2019			0.034						
5/2/2019	<0.01								
7/9/2019			0.034						
9/23/2019	0.0017 (J)	<0.01				<0.01			
9/25/2019							0.0035 (J)	<0.01	
9/26/2019									
9/27/2019			0.019						

Time Series

Constituent: Molybdenum (mg/L) Analysis Run 11/18/2022 2:57 AM View: Constituents View

Plant Bowen Client: Southern Company Data: Bowen AP-1

	BGWA-2 (bg)	BGWA-29 (bg)	BGWA-33 (bg)	BGWA-47D (bg)	BGWA-48D (bg)	BGWA-6	BGWC-10	BGWC-12	BGWC-14A
2/18/2020	<0.01					<0.01			
2/19/2020		<0.01							
2/20/2020							0.0037 (J)		
2/21/2020			0.029						
2/24/2020								<0.01	
3/18/2020	0.0012 (J)	<0.01							
3/19/2020						<0.01		<0.01	
3/20/2020			0.032						
3/23/2020							0.0035 (J)		
5/22/2020				0.0011 (J)					0.0012 (J)
5/25/2020					0.003 (J)				
6/23/2020				<0.01	0.0048 (J)				<0.01
7/28/2020				<0.01	0.0073 (J)				0.00094 (J)
9/2/2020				<0.01					0.0013 (J)
9/3/2020					0.0074 (J)				
9/23/2020	<0.01	<0.01				<0.01			
9/24/2020							0.0032 (J)		
9/25/2020			0.032					<0.01	
10/1/2020				<0.01	0.0046 (J)				0.0017 (J)
11/10/2020				<0.01	0.0016 (J)				0.0016 (J)
12/15/2020				<0.01	0.0021				0.0019
1/20/2021				<0.01	0.0018 (J)				0.0016 (J)
2/16/2021	0.0011 (J)	<0.01							
2/17/2021				<0.01	0.0017 (J)				
2/18/2021						<0.01	0.0036 (J)		0.0045 (J)
2/19/2021			0.029					<0.01	
3/23/2021		<0.01							
3/24/2021								<0.01	<0.01
3/25/2021				<0.01	0.0015 (J)				
3/26/2021	0.00092 (J)								
3/30/2021							0.0035 (J)		
3/31/2021						0.001 (J)			
4/1/2021			0.026						
8/16/2021	<0.01	<0.01		<0.01	0.0011 (J)	<0.01			
8/18/2021							0.0029 (J)	<0.01	0.0011 (J)
8/25/2021			0.031						
2/9/2022	<0.01			<0.01	0.00093 (J)	<0.01			<0.01
2/10/2022		<0.01							
2/11/2022							0.003 (J)	<0.01	
2/16/2022			0.025						
7/26/2022	<0.01	<0.01		<0.01	0.0039 (J)	<0.01			0.0015 (J)
7/27/2022								<0.01	
7/28/2022							0.0028 (J)		
8/3/2022			0.0094 (J)						

Time Series

Constituent: Molybdenum (mg/L) Analysis Run 11/18/2022 2:57 AM View: Constituents View

Plant Bowen Client: Southern Company Data: Bowen AP-1

	BGWC-16
6/6/2016	
6/7/2016	<0.01
8/9/2016	
8/10/2016	
8/11/2016	<0.01
8/12/2016	
8/16/2016	
8/22/2016	
10/3/2016	
10/4/2016	
10/6/2016	
10/7/2016	<0.01
11/29/2016	
12/1/2016	
12/5/2016	
12/6/2016	<0.01
1/10/2017	
2/13/2017	
2/14/2017	
2/15/2017	
2/16/2017	<0.01
4/13/2017	
4/14/2017	
4/18/2017	<0.01
5/25/2017	
5/30/2017	<0.01
6/2/2017	
7/7/2017	
7/10/2017	
7/12/2017	
7/13/2017	
7/14/2017	<0.01
3/26/2018	
3/27/2018	<0.01
3/28/2018	
6/12/2018	<0.01
6/14/2018	
10/16/2018	
10/17/2018	
10/18/2018	<0.01
2/25/2019	<0.01
2/27/2019	
2/28/2019	
4/1/2019	
4/2/2019	<0.01
4/3/2019	
5/2/2019	
7/9/2019	
9/23/2019	
9/25/2019	
9/26/2019	<0.01
9/27/2019	

Time Series

Constituent: Molybdenum (mg/L) Analysis Run 11/18/2022 2:57 AM View: Constituents View

Plant Bowen Client: Southern Company Data: Bowen AP-1

	BGWC-16
2/18/2020	
2/19/2020	
2/20/2020	<0.01
2/21/2020	
2/24/2020	
3/18/2020	
3/19/2020	<0.01
3/20/2020	
3/23/2020	
5/22/2020	
5/25/2020	
6/23/2020	
7/28/2020	
9/2/2020	
9/3/2020	
9/23/2020	
9/24/2020	<0.01
9/25/2020	
10/1/2020	
11/10/2020	
12/15/2020	
1/20/2021	
2/16/2021	
2/17/2021	
2/18/2021	<0.01
2/19/2021	
3/23/2021	
3/24/2021	<0.01
3/25/2021	
3/26/2021	
3/30/2021	
3/31/2021	
4/1/2021	
8/16/2021	
8/18/2021	<0.01
8/25/2021	
2/9/2022	
2/10/2022	
2/11/2022	<0.01
2/16/2022	
7/26/2022	
7/27/2022	<0.01
7/28/2022	
8/3/2022	

Time Series

Constituent: Molybdenum (mg/L) Analysis Run 11/18/2022 2:57 AM View: Constituents View

Plant Bowen Client: Southern Company Data: Bowen AP-1

	BGWC-17	BGWC-18	BGWC-19	BGWC-20	BGWC-21	BGWC-22	BGWC-23	BGWC-24	BGWC-25
6/7/2016	<0.01								
6/8/2016		<0.01	<0.01	0.011 (J)	0.0027 (J)	0.07			0.0064 (J)
6/9/2016							0.013 (J)	0.0024 (J)	
8/11/2016	<0.01								
8/12/2016		<0.01	<0.01	0.0127					
8/15/2016									0.0039 (J)
8/18/2016					0.0023 (J)	0.0758	0.0136	0.0034 (J)	
10/7/2016	<0.01	<0.01	<0.01						
10/10/2016				0.0136	0.0025 (J)	0.0712	0.0134	0.0047 (J)	0.0029 (J)
12/6/2016	<0.01	<0.01							
12/7/2016			<0.01	0.0139			0.0128	0.0066 (J)	
12/8/2016					<0.01	0.0682			<0.01
1/23/2017									
2/7/2017									
2/16/2017	<0.01	<0.01	<0.01						
2/17/2017				0.0148	<0.01	0.066			
2/20/2017							0.0122	0.0026 (J)	0.0024 (J)
3/27/2017									
4/17/2017									
4/19/2017	<0.01	<0.01	<0.01	0.012	0.0014 (J)		0.0124	0.002 (J)	
4/20/2017						0.0662			0.0019 (J)
5/22/2017									
5/30/2017	<0.01								
6/1/2017		<0.01	<0.01	0.0125	0.0012 (J)				0.0026 (J)
6/5/2017						0.071	0.0115	0.0015 (J)	
7/11/2017									
7/14/2017	<0.01	<0.01	<0.01						
7/17/2017							0.0131	0.0013 (J)	0.0024 (J)
7/18/2017				0.0155	0.0013 (J)				
7/19/2017						0.0703			
8/23/2017									
3/26/2018									
3/27/2018	<0.01	<0.01	<0.01						
3/28/2018				0.012	<0.01				<0.01
3/29/2018						0.056	0.013	0.0027 (J)	
6/13/2018				0.016			0.013	<0.01	
6/14/2018	<0.01	<0.01			<0.01	0.059			<0.01
6/15/2018			<0.01						
10/17/2018	<0.01								
10/18/2018		<0.01							
10/19/2018			<0.01		<0.01				
10/22/2018				0.013		0.055	0.013	<0.01	<0.01
2/27/2019	<0.01	<0.01		0.013					
3/1/2019			<0.01			0.039	0.013	<0.01	<0.01
4/2/2019	<0.01	<0.01							
4/3/2019			0.00023 (J)	0.012	0.0019 (J)	0.039	0.012	0.00095 (J)	
4/4/2019									0.00096 (J)
5/2/2019						0.043			
9/26/2019	<0.01	<0.01	<0.01	0.015					
9/27/2019						0.045	0.012		
9/30/2019					0.003 (J)			0.00099 (J)	<0.01
2/24/2020	<0.01	<0.01	<0.01	0.015					

Time Series

Constituent: Molybdenum (mg/L) Analysis Run 11/18/2022 2:57 AM View: Constituents View

Plant Bowen Client: Southern Company Data: Bowen AP-1

	BGWC-17	BGWC-18	BGWC-19	BGWC-20	BGWC-21	BGWC-22	BGWC-23	BGWC-24	BGWC-25
2/25/2020						0.039	0.014		
2/26/2020					0.0016 (J)			<0.01	<0.01
3/19/2020	<0.01								
3/20/2020		<0.01	<0.01		0.0023 (J)	0.039			
3/23/2020				0.016			0.013		
3/24/2020									<0.01
3/25/2020								<0.01	
9/24/2020	<0.01	<0.01			0.0036 (J)	0.04	0.011		
9/25/2020								0.00081 (J)	
9/28/2020			<0.01	0.018					<0.01
2/18/2021	<0.01	<0.01	<0.01	0.028					
2/19/2021					0.0013 (J)	0.046	0.011	<0.01	
2/23/2021									<0.01
3/8/2021									
3/24/2021	<0.01	<0.01							
3/25/2021									
3/26/2021			<0.01				0.011 (J)	<0.01	<0.01
3/29/2021				0.024	0.0021 (J)	0.045			
7/19/2021						0.044	0.011	<0.01	
7/20/2021									
8/19/2021	<0.01	<0.01							<0.01
8/20/2021			<0.01	0.026	0.003 (J)				
8/23/2021						0.041	0.0098 (J)	<0.01	
11/1/2021						0.043	0.0092 (J)	<0.01	
2/11/2022	<0.01								
2/14/2022							0.0079 (J)		
2/15/2022						0.039		<0.01	
2/16/2022		<0.01	<0.01	0.025	0.005 (J)				<0.01
7/27/2022	<0.01	<0.01	<0.01	0.028					<0.01
7/28/2022					0.0042 (J)				
8/1/2022							0.0071 (J)		
8/2/2022						0.04		0.0027 (J)	
10/21/2022								<0.01 (R)	

Time Series

Constituent: Molybdenum (mg/L) Analysis Run 11/18/2022 2:57 AM View: Constituents View

Plant Bowen Client: Southern Company Data: Bowen AP-1

	BGWC-30
6/7/2016	
6/8/2016	
6/9/2016	
8/11/2016	
8/12/2016	
8/15/2016	
8/18/2016	
10/7/2016	
10/10/2016	
12/6/2016	
12/7/2016	
12/8/2016	
1/23/2017	0.0125
2/7/2017	0.0163
2/16/2017	
2/17/2017	
2/20/2017	
3/27/2017	0.0157
4/17/2017	0.0178
4/19/2017	
4/20/2017	
5/22/2017	0.0208
5/30/2017	
6/1/2017	
6/5/2017	0.0191
7/11/2017	0.0218
7/14/2017	
7/17/2017	
7/18/2017	
7/19/2017	
8/23/2017	0.0218
3/26/2018	0.014
3/27/2018	
3/28/2018	
3/29/2018	
6/13/2018	
6/14/2018	
6/15/2018	0.012
10/17/2018	
10/18/2018	
10/19/2018	
10/22/2018	0.01
2/27/2019	
3/1/2019	0.011
4/2/2019	0.01
4/3/2019	
4/4/2019	
5/2/2019	
9/26/2019	
9/27/2019	0.0036 (J)
9/30/2019	
2/24/2020	

Time Series

Constituent: Molybdenum (mg/L) Analysis Run 11/18/2022 2:57 AM View: Constituents View

Plant Bowen Client: Southern Company Data: Bowen AP-1

	BGWC-30
2/25/2020	
2/26/2020	0.0023 (J)
3/19/2020	
3/20/2020	
3/23/2020	0.0037 (J)
3/24/2020	
3/25/2020	
9/24/2020	
9/25/2020	0.0027 (J)
9/28/2020	
2/18/2021	
2/19/2021	
2/23/2021	
3/8/2021	0.0031 (J)
3/24/2021	
3/25/2021	0.0017 (J)
3/26/2021	
3/29/2021	
7/19/2021	
7/20/2021	0.0018 (J)
8/19/2021	0.0032 (J)
8/20/2021	
8/23/2021	
11/1/2021	0.0032 (J)
2/11/2022	
2/14/2022	0.0048 (J)
2/15/2022	
2/16/2022	
7/27/2022	
7/28/2022	
8/1/2022	0.0047 (J)
8/2/2022	
10/21/2022	

Time Series

Constituent: Molybdenum (mg/L) Analysis Run 11/18/2022 2:57 AM View: Constituents View

Plant Bowen Client: Southern Company Data: Bowen AP-1

	BGWC-31	BGWC-32	BGWC-34D	BGWC-35D	BGWC-36D	BGWC-37D	BGWC-38D	BGWC-39	BGWC-40
10/17/2018					0.017				
10/18/2018	<0.01								
10/19/2018			0.0021 (J)						
10/22/2018		0.0038 (J)		0.033					
11/29/2018				0.03					
1/14/2019					0.013				
4/2/2019					0.011				
4/4/2019	0.00033 (J)		0.0011 (J)	0.03					
4/5/2019		0.0035 (J)							
5/2/2019							0.11		
5/3/2019		0.0048 (J)				0.04			
9/24/2019	<0.01		<0.01						
9/26/2019		0.003 (J)		0.033					
9/27/2019					0.013				
2/25/2020				0.026		0.012			
2/26/2020	<0.01				0.0032 (J)				
2/27/2020		0.0032 (J)	0.001 (J)				0.11	0.0039 (J)	
2/28/2020									0.0014 (J)
3/23/2020	<0.01				0.0058 (J)				
3/24/2020		0.0031 (J)	0.001 (J)			0.01	0.12	0.0026 (J)	
3/25/2020				0.022					0.0012 (J)
5/4/2020									
9/2/2020							0.1		
9/25/2020		0.003 (J)		0.024		0.0088 (J)			
9/28/2020	<0.01		0.00078 (J)		0.0084 (J)				
9/29/2020								0.01	0.00069 (J)
2/19/2021			0.0009 (J)						
2/22/2021	<0.01			0.035		0.012		0.0076 (J)	<0.01
2/23/2021		0.0032 (J)							
3/8/2021					0.0083 (J)				
3/9/2021							0.13		
3/25/2021					0.013				
3/26/2021				0.036		0.017			
3/29/2021	<0.01						0.13		
3/30/2021		0.0037 (J)	0.0011 (J)						<0.01
3/31/2021								0.0062 (J)	
8/19/2021							0.076		
8/20/2021	<0.01			0.04		0.016			
8/23/2021					0.014				
8/24/2021			0.00098 (J)					0.0076 (J)	<0.01
8/25/2021		0.0038 (J)							
11/1/2021							0.081		
2/14/2022					0.012		0.097		
2/15/2022									
2/16/2022	<0.01	0.0038 (J)	0.00094 (J)					0.0052 (J)	<0.01
2/17/2022				0.039		0.016			
7/28/2022	<0.01		0.0011 (J)	0.036		0.0082 (J)			<0.01
7/29/2022		0.0036 (J)			0.0095 (J)				
8/2/2022							0.093	0.0062 (J)	

Time Series

Constituent: Molybdenum (mg/L) Analysis Run 11/18/2022 2:57 AM View: Constituents View

Plant Bowen Client: Southern Company Data: Bowen AP-1

	BGWC-41D
10/17/2018	
10/18/2018	
10/19/2018	
10/22/2018	
11/29/2018	
1/14/2019	
4/2/2019	
4/4/2019	
4/5/2019	
5/2/2019	
5/3/2019	
9/24/2019	
9/26/2019	
9/27/2019	
2/25/2020	
2/26/2020	
2/27/2020	
2/28/2020	
3/23/2020	
3/24/2020	
3/25/2020	
5/4/2020	<0.01
9/2/2020	0.015
9/25/2020	
9/28/2020	
9/29/2020	
2/19/2021	
2/22/2021	0.013
2/23/2021	
3/8/2021	
3/9/2021	
3/25/2021	
3/26/2021	
3/29/2021	
3/30/2021	
3/31/2021	0.011
8/19/2021	
8/20/2021	
8/23/2021	
8/24/2021	0.011
8/25/2021	
11/1/2021	
2/14/2022	
2/15/2022	0.0087 (J)
2/16/2022	
2/17/2022	
7/28/2022	
7/29/2022	0.008 (J)
8/2/2022	

Time Series

Constituent: Molybdenum (mg/L) Analysis Run 11/18/2022 2:57 AM View: Constituents View

Plant Bowen Client: Southern Company Data: Bowen AP-1

	BGWC-42D	BGWC-43D	BGWC-44D	BGWC-49D	BGWC-50D	BGWC-51	BGWC-52	BGWC-7	BGWC-8
6/6/2016									
6/7/2016									0.00063 (J)
6/8/2016								0.0088 (J)	
8/10/2016									0.0039 (J)
8/11/2016								0.01	
10/4/2016									0.0052 (J)
10/5/2016									
10/6/2016								0.0117	
12/2/2016									<0.01
12/5/2016									
12/6/2016								0.0102	
2/14/2017									0.0044 (J)
2/15/2017								0.0018 (J)	
4/14/2017									0.0013 (J)
4/17/2017									
4/18/2017								0.0103	
5/26/2017									0.0024 (J)
6/2/2017								0.0129	
7/10/2017									0.0013 (J)
7/11/2017									
7/14/2017								0.0129	
3/26/2018									<0.01
3/27/2018								0.01	
6/12/2018									0.0026 (J)
6/13/2018								0.013	
10/16/2018									0.0041 (J)
10/17/2018									
10/18/2018								0.01 (J)	
2/25/2019									<0.01
2/28/2019								0.016	
4/1/2019									0.00054 (J)
4/2/2019								0.011	
9/24/2019								0.01 (J)	0.0016 (J)
2/19/2020									0.0018 (J)
2/20/2020									
2/21/2020								0.011	
3/18/2020									<0.01
3/19/2020								0.011	
5/4/2020		0.14	<0.01						
5/11/2020	0.02								
5/20/2020	0.021	0.16							
9/3/2020	0.018	0.11	0.0055 (J)						
9/23/2020									<0.01
9/24/2020									
9/25/2020								0.0099 (J)	
1/28/2021						<0.01	0.0038 (J)		
2/16/2021									0.0011 (J)
2/17/2021									
2/18/2021			0.0062 (J)					0.0098 (J)	
2/22/2021	0.0052 (J)								
2/23/2021						<0.01	0.0039 (J)		
3/8/2021		0.2							

Time Series

Constituent: Molybdenum (mg/L) Analysis Run 11/18/2022 2:57 AM View: Constituents View

Plant Bowen Client: Southern Company Data: Bowen AP-1

	BGWC-42D	BGWC-43D	BGWC-44D	BGWC-49D	BGWC-50D	BGWC-51	BGWC-52	BGWC-7	BGWC-8
3/24/2021									<0.01
3/29/2021		0.21							
3/30/2021						0.0027 (J)	0.0035 (J)	0.011	
3/31/2021			0.0023 (J)						
4/1/2021	0.0059 (J)								
4/19/2021				0.0067 (J)	0.0043 (J)				
7/20/2021		0.24							
8/18/2021			0.0041 (J)		0.0021 (J)				0.0019 (J)
8/19/2021								0.0094 (J)	
8/20/2021	0.013								
8/23/2021		0.21				<0.01	0.0038 (J)		
8/24/2021				0.0049 (J)					
2/9/2022			0.0011 (J)		0.0032 (J)				
2/10/2022									0.00081 (J)
2/11/2022								0.0088 (J)	
2/14/2022						<0.01	0.0041 (J)		
2/15/2022		0.15							
2/17/2022	0.0055 (J)			0.0056 (J)					
7/26/2022			0.012		0.0029 (J)				0.00096 (J)
7/28/2022	0.0092 (J)						0.0053 (J)	0.009 (J)	
8/1/2022		0.16		0.0066 (J)		<0.01			

Time Series

Constituent: Molybdenum (mg/L) Analysis Run 11/18/2022 2:57 AM View: Constituents View

Plant Bowen Client: Southern Company Data: Bowen AP-1

	BGWC-9
6/6/2016	0.0028 (J)
6/7/2016	
6/8/2016	
8/10/2016	
8/11/2016	0.003 (J)
10/4/2016	
10/5/2016	0.0032 (J)
10/6/2016	
12/2/2016	
12/5/2016	0.0033 (J)
12/6/2016	
2/14/2017	
2/15/2017	0.0027 (J)
4/14/2017	
4/17/2017	0.0025 (J)
4/18/2017	
5/26/2017	0.0029 (J)
6/2/2017	
7/10/2017	
7/11/2017	0.0029 (J)
7/14/2017	
3/26/2018	
3/27/2018	0.0031 (J)
6/12/2018	0.0043 (J)
6/13/2018	
10/16/2018	
10/17/2018	0.0038 (J)
10/18/2018	
2/25/2019	
2/28/2019	
4/1/2019	0.0027 (J)
4/2/2019	
9/24/2019	0.0041 (J)
2/19/2020	
2/20/2020	0.002 (J)
2/21/2020	
3/18/2020	
3/19/2020	0.0024 (J)
5/4/2020	
5/11/2020	
5/20/2020	
9/3/2020	
9/23/2020	
9/24/2020	0.0034 (J)
9/25/2020	
1/28/2021	
2/16/2021	
2/17/2021	0.0033 (J)
2/18/2021	
2/22/2021	
2/23/2021	
3/8/2021	

Time Series

Constituent: Molybdenum (mg/L) Analysis Run 11/18/2022 2:57 AM View: Constituents View

Plant Bowen Client: Southern Company Data: Bowen AP-1

	BGWC-9
3/24/2021	0.0027 (J)
3/29/2021	
3/30/2021	
3/31/2021	
4/1/2021	
4/19/2021	
7/20/2021	
8/18/2021	0.0028 (J)
8/19/2021	
8/20/2021	
8/23/2021	
8/24/2021	
2/9/2022	
2/10/2022	0.0026 (J)
2/11/2022	
2/14/2022	
2/15/2022	
2/17/2022	
7/26/2022	0.0029 (J)
7/28/2022	
8/1/2022	

Time Series

Constituent: pH (s.u.) Analysis Run 11/18/2022 2:57 AM View: Constituents View

Plant Bowen Client: Southern Company Data: Bowen AP-1

	BGWA-2 (bg)	BGWA-29 (bg)	BGWA-33 (bg)	BGWA-47D (bg)	BGWA-48D (bg)	BGWA-6	BGWC-10	BGWC-12	BGWC-14A
6/6/2016	7.69					7.3			
6/7/2016							7.49	7.56	
8/9/2016	7.72								
8/10/2016						7.41			
8/11/2016									
8/12/2016								7.47	
8/15/2016							7.51		
8/22/2016		7.91							
10/3/2016	7.74								
10/4/2016		7.81				7.26			
10/6/2016							7.58	7.26	
10/7/2016									
11/29/2016	7.74								
12/1/2016		8.06				7.36			
12/5/2016								7.58	
12/6/2016							7.44		
1/10/2017		7.97							
2/13/2017	7.63								
2/14/2017		7.89				7.36			
2/15/2017								7.32	
2/16/2017							7.21		
4/13/2017	7.57					7.12			
4/14/2017		7.86							
4/18/2017							7.39	7.31	
5/25/2017	7.84	8.11				7.41			
5/30/2017									
6/2/2017							7.38	7.36	
7/7/2017	7.82					7.5			
7/10/2017		8.12							
7/12/2017							7.37		
7/13/2017								7.24	
7/14/2017									
10/9/2017	7.8					7.43			
10/10/2017		8.13						7.46	
10/11/2017							7.37		
3/26/2018	7.74	7.98							
3/27/2018							7.51		
3/28/2018								7.22	
6/12/2018	7.88	8.09							
6/14/2018							7.48	7.35	
10/16/2018	7.73	7.64				7.36			
10/17/2018								7.4	
10/18/2018							7.2		
2/25/2019	7.78								
2/27/2019		8							
2/28/2019							7.55	7.28	
4/1/2019	7.7	7.85						7.23	
4/2/2019			7.67			7.24	7.54		
5/2/2019	7.71								
9/23/2019	7.58	7.98							
9/25/2019							7.37	7.1	
9/26/2019									

Time Series

Constituent: pH (s.u.) Analysis Run 11/18/2022 2:57 AM View: Constituents View

Plant Bowen Client: Southern Company Data: Bowen AP-1

	BGWA-2 (bg)	BGWA-29 (bg)	BGWA-33 (bg)	BGWA-47D (bg)	BGWA-48D (bg)	BGWA-6	BGWC-10	BGWC-12	BGWC-14A
9/27/2019			7.75			7.28			
2/18/2020	7.67					7.27			
2/19/2020		8.01							
2/20/2020							7.46		
2/21/2020			7.54						
2/24/2020								7.28	
3/18/2020	7.65	8.12							
3/19/2020						7.2		7.18	
3/20/2020			7.53						
3/23/2020							7.51		
5/22/2020				7.15					7.2
5/25/2020					7.45				
6/23/2020				7 (D)	7.46 (D)				7.41 (D)
7/28/2020				6.98	7.79				6.98
9/2/2020				6.95					6.97
9/3/2020					7.35				
9/23/2020	7.32	8.08				7.36			
9/24/2020							7.54		
9/25/2020			7.62					7.1	
9/28/2020			7.02						
10/1/2020				6.94	7.41				7.08
11/10/2020				6.89	7.17				7
12/15/2020				7.04	7.37				7.02
1/20/2021				6.83	7.31				7.12
2/16/2021	7.75	8							
2/17/2021				6.89	7.21				
2/18/2021						7.34	7.54		7.14
2/19/2021			7.73					7	
3/23/2021		8							
3/24/2021								7.04	7.04
3/25/2021				6.94	7.22				
3/26/2021	7.63								
3/30/2021							7.41		
3/31/2021						7.17			
4/1/2021			7.75						
8/16/2021	7.46	7.6		6.8	7.13	7.07			
8/18/2021							7.34	7.09	6.86
8/25/2021			7.52						
2/9/2022	7.36			6.86	7.16	7.16			7.01
2/10/2022		8.09							
2/11/2022							7.58	7.18	
2/16/2022			7.2						
7/26/2022	7.45	7.92		6.75	7.37	7.34			6.78
7/27/2022								6.85	
7/28/2022							7.63		
8/3/2022			6.89						

Time Series

Constituent: pH (s.u.) Analysis Run 11/18/2022 2:57 AM View: Constituents View

Plant Bowen Client: Southern Company Data: Bowen AP-1

	BGWC-16
6/6/2016	
6/7/2016	6.99
8/9/2016	
8/10/2016	
8/11/2016	6.93
8/12/2016	
8/15/2016	
8/22/2016	
10/3/2016	
10/4/2016	
10/6/2016	
10/7/2016	6.79
11/29/2016	
12/1/2016	
12/5/2016	
12/6/2016	6.95
1/10/2017	
2/13/2017	
2/14/2017	
2/15/2017	
2/16/2017	6.8
4/13/2017	
4/14/2017	
4/18/2017	6.9
5/25/2017	
5/30/2017	6.99
6/2/2017	
7/7/2017	
7/10/2017	
7/12/2017	
7/13/2017	
7/14/2017	6.93
10/9/2017	
10/10/2017	
10/11/2017	6.78
3/26/2018	
3/27/2018	6.81
3/28/2018	
6/12/2018	7.01
6/14/2018	
10/16/2018	
10/17/2018	
10/18/2018	6.7
2/25/2019	6.74
2/27/2019	
2/28/2019	
4/1/2019	
4/2/2019	6.75
5/2/2019	
9/23/2019	
9/25/2019	
9/26/2019	6.7

Time Series

Constituent: pH (s.u.) Analysis Run 11/18/2022 2:57 AM View: Constituents View

Plant Bowen Client: Southern Company Data: Bowen AP-1

	BGWC-16
9/27/2019	
2/18/2020	
2/19/2020	
2/20/2020	6.48
2/21/2020	
2/24/2020	
3/18/2020	
3/19/2020	6.6
3/20/2020	
3/23/2020	
5/22/2020	
5/25/2020	
6/23/2020	
7/28/2020	
9/2/2020	
9/3/2020	
9/23/2020	
9/24/2020	6.66
9/25/2020	
9/28/2020	
10/1/2020	
11/10/2020	
12/15/2020	
1/20/2021	
2/16/2021	
2/17/2021	
2/18/2021	6.66
2/19/2021	
3/23/2021	
3/24/2021	6.7
3/25/2021	
3/26/2021	
3/30/2021	
3/31/2021	
4/1/2021	
8/16/2021	
8/18/2021	6.66
8/25/2021	
2/9/2022	
2/10/2022	
2/11/2022	6.57
2/16/2022	
7/26/2022	
7/27/2022	6.49
7/28/2022	
8/3/2022	

Time Series

Constituent: pH (s.u.) Analysis Run 11/18/2022 2:57 AM View: Constituents View

Plant Bowen Client: Southern Company Data: Bowen AP-1

	BGWC-17	BGWC-18	BGWC-19	BGWC-20	BGWC-21	BGWC-22	BGWC-23	BGWC-24	BGWC-25
6/7/2016	7.41								
6/8/2016		6.93	6.58	7.45	7.88	7.1			7.95
6/9/2016							7.3	6.83	
8/11/2016	7.39								
8/12/2016		6.98	6.59	7.18					
8/15/2016									7.66
8/18/2016					7.86	7.1	7.27	6.88	
10/7/2016	7.33	6.91	6.77						
10/10/2016				6.66	7.96	6.77	7.35	6.95	7.26
12/6/2016	7.4	7.06							
12/7/2016			6.63	7.46			7.23	6.91	
12/8/2016					7.82	6.94			7.55
1/23/2017									
2/7/2017									
2/16/2017	7.21	6.62	6.55						
2/17/2017				7.17	7.56	7.02			
2/20/2017							7.17	6.71	7.45
3/27/2017									
4/17/2017									
4/19/2017	7.06	6.75	6.5	7.01	7.42		7.22	6.76	
4/20/2017						6.95			7.58
5/22/2017									
5/30/2017	7.51								
6/1/2017		6.18	6.27	7.18	7.61				7.65
6/5/2017						7.07	7.31	6.87	
7/11/2017									
7/14/2017	7.39	6.68	6.56						
7/17/2017							7.3	6.65	7.73
7/18/2017				7.2	7.77				
7/19/2017						6.97			
8/23/2017									
10/10/2017									
10/11/2017	7.3	7	6.56	7.1			7.05	6.6	7.5
10/12/2017					7.65	6.95			
3/26/2018									
3/27/2018	7.28	6.41	6.52						
3/28/2018				7.19	7.69				7.39
3/29/2018						6.96	7.06	6.7	
6/13/2018				7.24			7.19	6.58	
6/14/2018	7.22	6.61			7.7	6.92			7.35
6/15/2018			6.5						
10/17/2018	7.37								
10/18/2018		6.67							
10/19/2018			6.38		7.57				
10/22/2018				6.93		6.81	7.11	6.61	7.25
2/27/2019	7.38	6.58		7.26					
3/1/2019			6.7			6.9	7.16	6.57	7.5
4/2/2019	7.22	6.48							
4/3/2019			6.58	7.14	7.69	6.77	7	6.57	
4/4/2019									7.38
5/2/2019						6.92			
9/26/2019	7.32	6.99	6.55	7.1					

Time Series

Constituent: pH (s.u.) Analysis Run 11/18/2022 2:57 AM View: Constituents View

Plant Bowen Client: Southern Company Data: Bowen AP-1

	BGWC-17	BGWC-18	BGWC-19	BGWC-20	BGWC-21	BGWC-22	BGWC-23	BGWC-24	BGWC-25
9/27/2019						6.79	7.02		
9/30/2019					7.7			6.58	7.36
2/24/2020	7.16	6.77	6.54	7.17					
2/25/2020						6.72	7.05		
2/26/2020					7.55			6.6	7.3
3/19/2020	7.14								
3/20/2020		6.35	6.56		7.69	6.75			
3/23/2020				7.14			6.93		
3/24/2020									7.36
3/25/2020								6.58	
9/24/2020	7.2	7.05			7.78	6.82	7.09		
9/25/2020								6.56	
9/28/2020			6.45	7.26					7.35
2/18/2021	7.33	6.48	6.66	7.35					
2/19/2021					7.64	6.9	7.05	6.66	
2/23/2021									7.44
3/8/2021									
3/24/2021	7.27	6.48							
3/25/2021									
3/26/2021			6.61				6.91	6.54	7.36
3/29/2021				7.24	7.75	6.71			
7/19/2021						6.67	6.98	6.53	
7/20/2021									
8/19/2021	6.94	6.15							7.15
8/20/2021			6.33	7.07	7.8				
8/23/2021						6.59	6.73	6.44	
11/1/2021						6.8	6.94	6.75	
2/11/2022	7.27								
2/14/2022							7.15		
2/15/2022						6.89		6.66	
2/16/2022		6.37	6.57	7.31	7.9				7.3
7/27/2022	7.29	7.02	6.55	7.18					7.22
7/28/2022					7.85				
8/1/2022							7		
8/2/2022						6.73		6.73	
10/21/2022								6.3	

Time Series

Constituent: pH (s.u.) Analysis Run 11/18/2022 2:57 AM View: Constituents View

Plant Bowen Client: Southern Company Data: Bowen AP-1

	BGWC-30
6/7/2016	
6/8/2016	
6/9/2016	
8/11/2016	
8/12/2016	
8/15/2016	
8/18/2016	
10/7/2016	
10/10/2016	
12/6/2016	
12/7/2016	
12/8/2016	
1/23/2017	7.39
2/7/2017	7.35
2/16/2017	
2/17/2017	
2/20/2017	
3/27/2017	7.46
4/17/2017	7.19
4/19/2017	
4/20/2017	
5/22/2017	7.4
5/30/2017	
6/1/2017	
6/5/2017	7.69
7/11/2017	7.29
7/14/2017	
7/17/2017	
7/18/2017	
7/19/2017	
8/23/2017	7.37
10/10/2017	7.34
10/11/2017	
10/12/2017	
3/26/2018	7.33
3/27/2018	
3/28/2018	
3/29/2018	
6/13/2018	
6/14/2018	
6/15/2018	7.35
10/17/2018	
10/18/2018	
10/19/2018	
10/22/2018	7.35
2/27/2019	
3/1/2019	7.32
4/2/2019	7.22
4/3/2019	
4/4/2019	
5/2/2019	
9/26/2019	

Time Series

Constituent: pH (s.u.) Analysis Run 11/18/2022 2:57 AM View: Constituents View

Plant Bowen Client: Southern Company Data: Bowen AP-1

	BGWC-30
9/27/2019	
9/30/2019	7.2
2/24/2020	
2/25/2020	
2/26/2020	7.28
3/19/2020	
3/20/2020	
3/23/2020	7.28
3/24/2020	
3/25/2020	
9/24/2020	
9/25/2020	7.34
9/28/2020	
2/18/2021	
2/19/2021	
2/23/2021	
3/8/2021	7.44
3/24/2021	
3/25/2021	7.21
3/26/2021	
3/29/2021	
7/19/2021	
7/20/2021	7.28
8/19/2021	7.2
8/20/2021	
8/23/2021	
11/1/2021	7.3
2/11/2022	
2/14/2022	7.29
2/15/2022	
2/16/2022	
7/27/2022	
7/28/2022	
8/1/2022	7.21
8/2/2022	
10/21/2022	

Time Series

Constituent: pH (s.u.) Analysis Run 11/18/2022 2:57 AM View: Constituents View

Plant Bowen Client: Southern Company Data: Bowen AP-1

	BGWC-31	BGWC-32	BGWC-34D	BGWC-35D	BGWC-36D	BGWC-37D	BGWC-38D	BGWC-39	BGWC-40
10/17/2018					7.44				
10/18/2018	7.16								
10/19/2018			7.42						
10/22/2018		7.22		7.15					
3/4/2019			7.36						
4/2/2019					6.48				
4/4/2019	7.19	7.28	7.32	7.2					
5/2/2019							7.32		
5/3/2019		7.18				7.51			
9/24/2019	7.29		7.32						
9/26/2019		7.31		7.09					
9/27/2019					7.09				
11/15/2019		7.19							
2/25/2020				7.06		7.21			
2/26/2020	7.09				6.33				
2/27/2020		7.14	7.02				6.49	6.78	
2/28/2020									7.31
3/23/2020	6.72				6.56				
3/24/2020		7.23	7.14			7.29	6.66	6.67	
3/25/2020				7.03					7.27
5/4/2020									
9/2/2020							6.49		
9/25/2020		6.82		7.03		7.25			
9/28/2020	7.32		7.24		7.29				
9/29/2020								6.73	7.15
2/19/2021			7.26						
2/22/2021	7.21			7.16		7.49		6.87	7.08
2/23/2021		7.08							
3/8/2021					7.12				
3/9/2021							6.97		
3/25/2021					7.27				
3/26/2021				7.02		7.14			
3/29/2021	6.97						7.02		
3/30/2021		7.07	7.19						7.04
3/31/2021								6.8	
8/19/2021							6.42		
8/20/2021	7.32			6.86		6.98			
8/23/2021					7.34				
8/24/2021			7.2					6.85	7.03
8/25/2021		6.93							
11/1/2021							6.55		
2/14/2022					7.23		6.33		
2/15/2022									
2/16/2022	7.4	7.14	7.27					6.83	7.24
2/17/2022				7.02		7.46			
7/28/2022	7.19		6.96	6.98		7.34			7.03
7/29/2022		7.15			7.19				
8/2/2022							6.17	6.42	

Time Series

Constituent: pH (s.u.) Analysis Run 11/18/2022 2:57 AM View: Constituents View

Plant Bowen Client: Southern Company Data: Bowen AP-1

	BGWC-41D
10/17/2018	
10/18/2018	
10/19/2018	
10/22/2018	
3/4/2019	
4/2/2019	
4/4/2019	
5/2/2019	
5/3/2019	
9/24/2019	
9/26/2019	
9/27/2019	
11/15/2019	
2/25/2020	
2/26/2020	
2/27/2020	
2/28/2020	
3/23/2020	
3/24/2020	
3/25/2020	
5/4/2020	7.46
9/2/2020	7.45
9/25/2020	
9/28/2020	
9/29/2020	
2/19/2021	
2/22/2021	7.48
2/23/2021	
3/8/2021	
3/9/2021	
3/25/2021	
3/26/2021	
3/29/2021	
3/30/2021	
3/31/2021	7.44
8/19/2021	
8/20/2021	
8/23/2021	
8/24/2021	7.11
8/25/2021	
11/1/2021	
2/14/2022	
2/15/2022	7.2
2/16/2022	
2/17/2022	
7/28/2022	
7/29/2022	7.07
8/2/2022	

Time Series

Constituent: pH (s.u.) Analysis Run 11/18/2022 2:57 AM View: Constituents View

Plant Bowen Client: Southern Company Data: Bowen AP-1

	BGWC-42D	BGWC-43D	BGWC-44D	BGWC-49D	BGWC-50D	BGWC-51	BGWC-52	BGWC-7	BGWC-8
6/6/2016									
6/7/2016									7.55
6/8/2016								7	
8/10/2016								7.02	7.66
8/11/2016									
10/5/2016								6.96	7.37
12/2/2016									7.67
12/5/2016								7.16	
2/14/2017									7.54
2/15/2017								7.05	
4/14/2017									7.63
4/17/2017								7.17	
5/26/2017									7.76
6/1/2017								7.17	
7/10/2017									7.7
7/11/2017									
7/13/2017								7.11	
10/10/2017									7.72
10/11/2017								7.19	
3/26/2018								7	7.71
3/27/2018									
6/12/2018								7	7.71
10/16/2018									7.74
10/17/2018									
10/18/2018								6.84	
2/25/2019									7.75
2/27/2019								7.05	
4/1/2019								6.99	7.57
9/24/2019								6.92	7.53
2/19/2020									7.68
2/20/2020									
2/21/2020								7.12	
3/18/2020									7.73
3/19/2020								7.1	
5/4/2020		7.27	7.61						
5/11/2020	7.61								
5/20/2020	7.63	7.2							
9/3/2020	7.37	7.21	7.6						
9/23/2020									7.67
9/24/2020									
9/25/2020								7.01	
1/28/2021						6.81	7.01		
2/16/2021									7.69
2/17/2021									
2/18/2021			7.64					6.88	
2/22/2021	7.5								
2/23/2021						6.71	6.95		
3/8/2021		7.08							
3/24/2021									7.66
3/29/2021		7.02							
3/30/2021						6.64	6.82	7.05	
3/31/2021			7.4						

Time Series

Constituent: pH (s.u.) Analysis Run 11/18/2022 2:57 AM View: Constituents View

Plant Bowen Client: Southern Company Data: Bowen AP-1

	BGWC-42D	BGWC-43D	BGWC-44D	BGWC-49D	BGWC-50D	BGWC-51	BGWC-52	BGWC-7	BGWC-8
4/1/2021	7.44								
4/19/2021				7.45	7.54				
7/20/2021		6.79							
8/18/2021			7.48		7.17				7.7
8/19/2021								6.89	
8/20/2021	7.3								
8/23/2021		7.05				6.61	6.84		
8/24/2021				7.33					
2/9/2022			7.61		7.6				
2/10/2022									7.59
2/11/2022								7.05	
2/14/2022						7.11	7.57		
2/15/2022		7.28							
2/17/2022	7.3			7.57					
7/26/2022			7.59		7.55				7.63
7/28/2022	7.31						7.62	6.96	
8/1/2022		7.16		7.3		6.96			

Time Series

Constituent: pH (s.u.) Analysis Run 11/18/2022 2:57 AM View: Constituents View

Plant Bowen Client: Southern Company Data: Bowen AP-1

	BGWC-9
6/6/2016	7.46
6/7/2016	
6/8/2016	
8/10/2016	
8/11/2016	7.51
10/5/2016	7.37
12/2/2016	
12/5/2016	7.42
2/14/2017	
2/15/2017	7.32
4/14/2017	
4/17/2017	7.23
5/26/2017	7.29
6/1/2017	
7/10/2017	
7/11/2017	7.34
7/13/2017	
10/10/2017	7.28
10/11/2017	
3/26/2018	
3/27/2018	7.38
6/12/2018	7.51
10/16/2018	
10/17/2018	7.34
10/18/2018	
2/25/2019	
2/27/2019	
4/1/2019	7.03
9/24/2019	7.14
2/19/2020	
2/20/2020	7.37
2/21/2020	
3/18/2020	
3/19/2020	7.35
5/4/2020	
5/11/2020	
5/20/2020	
9/3/2020	
9/23/2020	
9/24/2020	7.34
9/25/2020	
1/28/2021	
2/16/2021	
2/17/2021	7.43
2/18/2021	
2/22/2021	
2/23/2021	
3/8/2021	
3/24/2021	7.26
3/29/2021	
3/30/2021	
3/31/2021	

Time Series

Constituent: pH (s.u.) Analysis Run 11/18/2022 2:57 AM View: Constituents View

Plant Bowen Client: Southern Company Data: Bowen AP-1

	BGWC-9
4/1/2021	
4/19/2021	
7/20/2021	
8/18/2021	7.49
8/19/2021	
8/20/2021	
8/23/2021	
8/24/2021	
2/9/2022	
2/10/2022	7.28
2/11/2022	
2/14/2022	
2/15/2022	
2/17/2022	
7/26/2022	7.33
7/28/2022	
8/1/2022	

Time Series

Constituent: Selenium (mg/L) Analysis Run 11/18/2022 2:57 AM View: Constituents View

Plant Bowen Client: Southern Company Data: Bowen AP-1

	BGWA-2 (bg)	BGWA-29 (bg)	BGWA-33 (bg)	BGWA-47D (bg)	BGWA-48D (bg)	BGWA-6	BGWC-10	BGWC-12	BGWC-14A
6/6/2016	<0.005					<0.005			
6/7/2016							<0.005	<0.005	
8/9/2016	<0.005								
8/10/2016						<0.005			
8/11/2016									
8/12/2016								<0.005	
8/16/2016							<0.005		
8/22/2016		<0.005							
10/3/2016	<0.005								
10/4/2016		<0.005				<0.005			
10/6/2016								<0.005	
10/7/2016							<0.005		
11/29/2016	<0.005								
12/1/2016		<0.005				<0.005			
12/5/2016								<0.005	
12/6/2016							<0.005		
1/10/2017		<0.005							
2/13/2017	<0.005								
2/14/2017		<0.005				<0.005			
2/15/2017								<0.005	
2/16/2017							<0.005		
4/13/2017	<0.005					<0.005			
4/14/2017		<0.005							
4/18/2017							<0.005	<0.005	
5/25/2017	<0.005	<0.005				<0.005			
5/30/2017									
6/2/2017							<0.005	<0.005	
7/7/2017	<0.005					<0.005			
7/10/2017		<0.005							
7/12/2017							<0.005		
7/13/2017								<0.005	
7/14/2017									
3/26/2018	<0.005	<0.005							
3/27/2018							<0.005		
3/28/2018								<0.005	
2/25/2019	<0.005								
2/27/2019		<0.005							
2/28/2019							<0.005	<0.005	
4/1/2019	0.00011 (J)	<0.005						0.0004 (J)	
4/2/2019						0.00031 (J)	<0.005		
4/3/2019			0.00013 (J)						
9/23/2019	<0.005	<0.005				<0.005			
9/25/2019							<0.005	<0.005	
9/26/2019									
9/27/2019			<0.005						
2/18/2020	<0.005					<0.005			
2/19/2020		<0.005							
2/20/2020							<0.005		
2/21/2020			<0.005						
2/24/2020								<0.005	
3/18/2020	<0.005	<0.005							
3/19/2020						<0.005		<0.005	

Time Series

Constituent: Selenium (mg/L) Analysis Run 11/18/2022 2:57 AM View: Constituents View

Plant Bowen Client: Southern Company Data: Bowen AP-1

	BGWA-2 (bg)	BGWA-29 (bg)	BGWA-33 (bg)	BGWA-47D (bg)	BGWA-48D (bg)	BGWA-6	BGWC-10	BGWC-12	BGWC-14A
3/20/2020			<0.005						
3/23/2020							<0.005		
5/22/2020				0.0013 (J)					0.0014 (J)
5/25/2020					<0.005				
6/23/2020				<0.005	<0.005				<0.005
7/28/2020				<0.005	<0.005				<0.005
9/2/2020				<0.005					<0.005
9/3/2020					<0.005				
9/23/2020	<0.005	<0.005				<0.005			
9/24/2020							<0.005		
9/25/2020			<0.005					<0.005	
10/1/2020				0.0018 (J)	<0.005				<0.005
11/10/2020				<0.005	<0.005				<0.005
12/15/2020				0.0018	<0.005				<0.005
1/20/2021				<0.005	<0.005				<0.005
2/16/2021	<0.005	<0.005							
2/17/2021				<0.005	<0.005				
2/18/2021						<0.005	<0.005		<0.005
2/19/2021			<0.005					<0.005	
3/23/2021		<0.005							
3/24/2021								<0.005	<0.005
3/25/2021				0.002 (J)	<0.005				
3/26/2021	<0.005								
3/30/2021							<0.005		
3/31/2021						0.0032 (J)			
4/1/2021			0.004 (J)						
8/16/2021	<0.005	<0.005		0.002 (J)	<0.005	<0.005			
8/18/2021							<0.005	<0.005	<0.005
8/25/2021			<0.005						
2/9/2022	<0.005			0.0021 (J)	<0.005	<0.005			<0.005
2/10/2022		<0.005							
2/11/2022							<0.005	<0.005	
2/16/2022			<0.005						
7/26/2022	<0.005	<0.005		0.0021 (J)	<0.005	<0.005			<0.005
7/27/2022								<0.005	
7/28/2022							<0.005		
8/3/2022			<0.005						

Time Series

Constituent: Selenium (mg/L) Analysis Run 11/18/2022 2:57 AM View: Constituents View

Plant Bowen Client: Southern Company Data: Bowen AP-1

	BGWC-16
6/6/2016	
6/7/2016	<0.005
8/9/2016	
8/10/2016	
8/11/2016	<0.005
8/12/2016	
8/16/2016	
8/22/2016	
10/3/2016	
10/4/2016	
10/6/2016	
10/7/2016	<0.005
11/29/2016	
12/1/2016	
12/5/2016	
12/6/2016	<0.005
1/10/2017	
2/13/2017	
2/14/2017	
2/15/2017	
2/16/2017	0.0012 (J)
4/13/2017	
4/14/2017	
4/18/2017	<0.005
5/25/2017	
5/30/2017	<0.005
6/2/2017	
7/7/2017	
7/10/2017	
7/12/2017	
7/13/2017	
7/14/2017	<0.005
3/26/2018	
3/27/2018	<0.005
3/28/2018	
2/25/2019	<0.005
2/27/2019	
2/28/2019	
4/1/2019	
4/2/2019	0.0006 (J)
4/3/2019	
9/23/2019	
9/25/2019	
9/26/2019	<0.005
9/27/2019	
2/18/2020	
2/19/2020	
2/20/2020	0.0026 (J)
2/21/2020	
2/24/2020	
3/18/2020	
3/19/2020	0.0019 (J)

Time Series

Constituent: Selenium (mg/L) Analysis Run 11/18/2022 2:57 AM View: Constituents View

Plant Bowen Client: Southern Company Data: Bowen AP-1

	BGWC-16
3/20/2020	
3/23/2020	
5/22/2020	
5/25/2020	
6/23/2020	
7/28/2020	
9/2/2020	
9/3/2020	
9/23/2020	
9/24/2020	0.003 (J)
9/25/2020	
10/1/2020	
11/10/2020	
12/15/2020	
1/20/2021	
2/16/2021	
2/17/2021	
2/18/2021	0.0017 (J)
2/19/2021	
3/23/2021	
3/24/2021	0.0017 (J)
3/25/2021	
3/26/2021	
3/30/2021	
3/31/2021	
4/1/2021	
8/16/2021	
8/18/2021	<0.005
8/25/2021	
2/9/2022	
2/10/2022	
2/11/2022	<0.005
2/16/2022	
7/26/2022	
7/27/2022	0.0018 (J)
7/28/2022	
8/3/2022	

Time Series

Constituent: Selenium (mg/L) Analysis Run 11/18/2022 2:57 AM View: Constituents View

Plant Bowen Client: Southern Company Data: Bowen AP-1

	BGWC-17	BGWC-18	BGWC-19	BGWC-20	BGWC-21	BGWC-22	BGWC-23	BGWC-24	BGWC-25
6/7/2016	0.0004 (J)								
6/8/2016		<0.005	0.00043 (J)	<0.005	<0.005	<0.005			<0.005
6/9/2016							<0.005	0.00099 (J)	
8/11/2016	<0.005								
8/12/2016		<0.005	<0.005	<0.005					
8/15/2016									<0.005
8/18/2016					<0.005	<0.005	<0.005	0.0023 (J)	
10/7/2016	<0.005	<0.005	<0.005						
10/10/2016				<0.005	0.001 (J)	<0.005	<0.005	0.004 (J)	<0.005
12/6/2016	<0.005	<0.005							
12/7/2016			<0.005	0.0037 (J)			0.0176	0.0302	
12/8/2016					<0.005	0.012			<0.005
1/23/2017									
2/7/2017									
2/16/2017	<0.005	<0.005	<0.005						
2/17/2017				<0.005	<0.005	<0.005			
2/20/2017							<0.005	0.0044 (J)	<0.005
3/27/2017									
4/17/2017									
4/19/2017	<0.005	<0.005	<0.005	<0.005	<0.005		<0.005	0.0046 (J)	
4/20/2017						<0.005			<0.005
5/22/2017									
5/30/2017	<0.005								
6/1/2017		<0.005	<0.005	<0.005	<0.005				<0.005
6/5/2017						0.0018 (J)	<0.005	0.0033 (J)	
7/11/2017									
7/14/2017	<0.005	<0.005	<0.005						
7/17/2017							<0.005	0.0052 (J)	<0.005
7/18/2017				<0.005	<0.005				
7/19/2017						<0.005			
8/23/2017									
3/26/2018									
3/27/2018	<0.005	<0.005	<0.005						
3/28/2018				<0.005	<0.005				<0.005
3/29/2018						<0.005	<0.005	<0.005	
2/27/2019	<0.005	<0.005		<0.005					
3/1/2019			<0.005			<0.005	<0.005	<0.005	<0.005
4/2/2019	0.00077 (J)	0.001 (J)							
4/3/2019			0.00058 (J)	<0.005	0.00012 (J)	<0.005	<0.005	0.0038 (J)	
4/4/2019									<0.005
9/26/2019	<0.005	<0.005	<0.005	<0.005					
9/27/2019						<0.005	<0.005		
9/30/2019					<0.005			0.0065 (J)	<0.005
2/24/2020	0.0013 (J)	<0.005	0.0013 (J)	<0.005					
2/25/2020						<0.005	0.002 (J)		
2/26/2020					<0.005			0.0077 (J)	<0.005
3/19/2020	0.0022 (J)								
3/20/2020		<0.005	<0.005		<0.005	<0.005			
3/23/2020				<0.005			<0.005		
3/24/2020									<0.005
3/25/2020								0.0067 (J)	
9/24/2020	<0.005	<0.005			<0.005	0.0026 (J)	<0.005		

Time Series

Constituent: Selenium (mg/L) Analysis Run 11/18/2022 2:57 AM View: Constituents View

Plant Bowen Client: Southern Company Data: Bowen AP-1

	BGWC-17	BGWC-18	BGWC-19	BGWC-20	BGWC-21	BGWC-22	BGWC-23	BGWC-24	BGWC-25
9/25/2020								0.01	
9/28/2020			<0.005	<0.005					<0.005
2/18/2021	<0.005	<0.005	<0.005	<0.005					
2/19/2021					<0.005	<0.005	<0.005	0.0065	
2/23/2021									<0.005
3/8/2021									
3/24/2021	<0.005	<0.005							
3/25/2021									
3/26/2021			<0.005				<0.005	<0.005	<0.005
3/29/2021				<0.005	<0.005	<0.005			
8/19/2021	<0.005	<0.005							<0.005
8/20/2021			<0.005	<0.005	<0.005				
8/23/2021						<0.005	<0.005	0.0045 (J)	
2/11/2022	<0.005								
2/14/2022							<0.005		
2/15/2022						<0.005		0.0055	
2/16/2022		<0.005	<0.005	<0.005	<0.005				<0.005
7/27/2022	<0.005	<0.005	<0.005	<0.005					<0.005
7/28/2022					<0.005				
8/1/2022							<0.005		
8/2/2022						<0.005		0.0027 (J)	
10/21/2022								0.0045 (J)	

Time Series

Constituent: Selenium (mg/L) Analysis Run 11/18/2022 2:57 AM View: Constituents View

Plant Bowen Client: Southern Company Data: Bowen AP-1

	BGWC-30
6/7/2016	
6/8/2016	
6/9/2016	
8/11/2016	
8/12/2016	
8/15/2016	
8/18/2016	
10/7/2016	
10/10/2016	
12/6/2016	
12/7/2016	
12/8/2016	
1/23/2017	0.015
2/7/2017	0.0114
2/16/2017	
2/17/2017	
2/20/2017	
3/27/2017	0.0092 (J)
4/17/2017	0.0082 (J)
4/19/2017	
4/20/2017	
5/22/2017	0.0094 (J)
5/30/2017	
6/1/2017	
6/5/2017	0.0118
7/11/2017	0.012
7/14/2017	
7/17/2017	
7/18/2017	
7/19/2017	
8/23/2017	0.0097 (J)
3/26/2018	<0.005
3/27/2018	
3/28/2018	
3/29/2018	
2/27/2019	
3/1/2019	0.01 (J)
4/2/2019	0.0092 (J)
4/3/2019	
4/4/2019	
9/26/2019	
9/27/2019	0.0033 (J)
9/30/2019	
2/24/2020	
2/25/2020	
2/26/2020	<0.005
3/19/2020	
3/20/2020	
3/23/2020	0.0041 (J)
3/24/2020	
3/25/2020	
9/24/2020	

Time Series

Constituent: Selenium (mg/L) Analysis Run 11/18/2022 2:57 AM View: Constituents View

Plant Bowen Client: Southern Company Data: Bowen AP-1

	BGWC-30
9/25/2020	0.0035 (J)
9/28/2020	
2/18/2021	
2/19/2021	
2/23/2021	
3/8/2021	0.0048 (J)
3/24/2021	
3/25/2021	0.0021 (J)
3/26/2021	
3/29/2021	
8/19/2021	0.0052
8/20/2021	
8/23/2021	
2/11/2022	
2/14/2022	0.0084
2/15/2022	
2/16/2022	
7/27/2022	
7/28/2022	
8/1/2022	0.0074
8/2/2022	
10/21/2022	

Time Series

Constituent: Selenium (mg/L) Analysis Run 11/18/2022 2:57 AM View: Constituents View

Plant Bowen Client: Southern Company Data: Bowen AP-1

	BGWC-31	BGWC-32	BGWC-34D	BGWC-35D	BGWC-36D	BGWC-37D	BGWC-38D	BGWC-39	BGWC-40
4/2/2019					0.014				
4/4/2019	8E-05 (J)		0.0001 (J)	<0.005					
4/5/2019		0.00015 (J)							
9/24/2019	<0.005		<0.005						
9/26/2019		<0.005		<0.005					
9/27/2019					0.0071 (J)				
2/25/2020				<0.005		<0.005			
2/26/2020	<0.005				0.0029 (J)				
2/27/2020		<0.005	<0.005				<0.005	<0.005	
2/28/2020									0.0018 (J)
3/23/2020	<0.005				0.0033 (J)				
3/24/2020		<0.005	<0.005			<0.005	<0.005	<0.005	
3/25/2020				<0.005					0.0039 (J)
9/2/2020							0.003 (J)		
9/25/2020		<0.005		<0.005		<0.005			
9/28/2020	<0.005		<0.005		0.0076 (J)				
9/29/2020								0.002 (J)	0.005 (J)
2/19/2021			<0.005						
2/22/2021	<0.005			<0.005		<0.005		<0.005	0.0094
2/23/2021		<0.005							
3/8/2021					0.011				
3/9/2021							0.005		
3/25/2021					0.012				
3/26/2021				<0.005		<0.005			
3/29/2021	<0.005						<0.005		
3/30/2021		<0.005	<0.005						0.0098
3/31/2021								0.002 (J)	
8/19/2021							<0.005		
8/20/2021	<0.005			<0.005		<0.005			
8/23/2021					0.0086				
8/24/2021			<0.005					<0.005	0.0096
8/25/2021		<0.005							
2/14/2022					0.011		<0.005		
2/15/2022									
2/16/2022	<0.005	<0.005	<0.005					<0.005	0.0084
2/17/2022				<0.005		<0.005			
7/28/2022	<0.005		<0.005	<0.005		<0.005			0.007
7/29/2022		<0.005			0.011				
8/2/2022							<0.005	<0.005	

Time Series

Constituent: Selenium (mg/L) Analysis Run 11/18/2022 2:57 AM View: Constituents View

Plant Bowen Client: Southern Company Data: Bowen AP-1

	BGWC-41D
4/2/2019	
4/4/2019	
4/5/2019	
9/24/2019	
9/26/2019	
9/27/2019	
2/25/2020	
2/26/2020	
2/27/2020	
2/28/2020	
3/23/2020	
3/24/2020	
3/25/2020	
9/2/2020	0.0016 (J)
9/25/2020	
9/28/2020	
9/29/2020	
2/19/2021	
2/22/2021	<0.005
2/23/2021	
3/8/2021	
3/9/2021	
3/25/2021	
3/26/2021	
3/29/2021	
3/30/2021	
3/31/2021	0.0016 (J)
8/19/2021	
8/20/2021	
8/23/2021	
8/24/2021	<0.005
8/25/2021	
2/14/2022	
2/15/2022	<0.005
2/16/2022	
2/17/2022	
7/28/2022	
7/29/2022	<0.005
8/2/2022	

Time Series

Constituent: Selenium (mg/L) Analysis Run 11/18/2022 2:57 AM View: Constituents View

Plant Bowen Client: Southern Company Data: Bowen AP-1

	BGWC-42D	BGWC-43D	BGWC-44D	BGWC-49D	BGWC-50D	BGWC-51	BGWC-52	BGWC-7	BGWC-8
6/6/2016									
6/7/2016									4.8E-05 (J)
6/8/2016								<0.005	
8/10/2016									<0.005
8/11/2016								<0.005	
10/4/2016									<0.005
10/5/2016									
10/6/2016								<0.005	
12/2/2016									<0.005
12/5/2016									
12/6/2016								<0.005	
2/14/2017									<0.005
2/15/2017								<0.005	
4/14/2017									<0.005
4/17/2017									
4/18/2017								<0.005	
5/26/2017									<0.005
6/2/2017								<0.005	
7/10/2017									<0.005
7/11/2017									
7/14/2017								<0.005	
3/26/2018									<0.005
3/27/2018								<0.005	
2/25/2019									<0.005
2/28/2019								<0.005	
4/1/2019									0.00015 (J)
4/2/2019								<0.005	
9/24/2019								<0.005	<0.005
2/19/2020									<0.005
2/20/2020									
2/21/2020								<0.005	
3/18/2020									<0.005
3/19/2020								<0.005	
9/3/2020	0.0022 (J)	0.0028 (J)	<0.005						
9/23/2020									<0.005
9/24/2020									
9/25/2020								<0.005	
1/28/2021						0.014	<0.005		
2/16/2021									<0.005
2/17/2021									
2/18/2021			<0.005					<0.005	
2/22/2021	<0.005								
2/23/2021						0.013	0.0016 (J)		
3/8/2021		<0.005							
3/24/2021									<0.005
3/29/2021		<0.005							
3/30/2021						0.01 (J)	<0.005	<0.005	
3/31/2021			<0.005						
4/1/2021	0.0027 (J)								
4/19/2021				<0.005	<0.005				
8/18/2021			<0.005		<0.005				<0.005
8/19/2021								<0.005	

Time Series

Constituent: Selenium (mg/L) Analysis Run 11/18/2022 2:57 AM View: Constituents View

Plant Bowen Client: Southern Company Data: Bowen AP-1

	BGWC-42D	BGWC-43D	BGWC-44D	BGWC-49D	BGWC-50D	BGWC-51	BGWC-52	BGWC-7	BGWC-8
8/20/2021	<0.005								
8/23/2021		<0.005				0.013	<0.005		
8/24/2021				<0.005					
2/9/2022			<0.005		<0.005				
2/10/2022									<0.005
2/11/2022								<0.005	
2/14/2022						0.0042 (J)	0.0018 (J)		
2/15/2022		<0.005							
2/17/2022	<0.005			<0.005					
7/26/2022			<0.005		<0.005				<0.005
7/28/2022	<0.005						<0.005	<0.005	
8/1/2022		<0.005		<0.005		0.0036 (J)			

Time Series

Constituent: Selenium (mg/L) Analysis Run 11/18/2022 2:57 AM View: Constituents View

Plant Bowen Client: Southern Company Data: Bowen AP-1

	BGWC-9
6/6/2016	0.00031 (J)
6/7/2016	
6/8/2016	
8/10/2016	
8/11/2016	0.001 (J)
10/4/2016	
10/5/2016	0.0017 (J)
10/6/2016	
12/2/2016	
12/5/2016	<0.005
12/6/2016	
2/14/2017	
2/15/2017	<0.005
4/14/2017	
4/17/2017	<0.005
4/18/2017	
5/26/2017	0.0014 (J)
6/2/2017	
7/10/2017	
7/11/2017	<0.005
7/14/2017	
3/26/2018	
3/27/2018	<0.005
2/25/2019	
2/28/2019	
4/1/2019	0.0004 (J)
4/2/2019	
9/24/2019	<0.005
2/19/2020	
2/20/2020	<0.005
2/21/2020	
3/18/2020	
3/19/2020	0.0015 (J)
9/3/2020	
9/23/2020	
9/24/2020	<0.005
9/25/2020	
1/28/2021	
2/16/2021	
2/17/2021	<0.005
2/18/2021	
2/22/2021	
2/23/2021	
3/8/2021	
3/24/2021	<0.005
3/29/2021	
3/30/2021	
3/31/2021	
4/1/2021	
4/19/2021	
8/18/2021	0.0014 (J)
8/19/2021	

Time Series

Constituent: Selenium (mg/L) Analysis Run 11/18/2022 2:57 AM View: Constituents View

Plant Bowen Client: Southern Company Data: Bowen AP-1

	BGWC-9
8/20/2021	
8/23/2021	
8/24/2021	
2/9/2022	
2/10/2022	<0.005
2/11/2022	
2/14/2022	
2/15/2022	
2/17/2022	
7/26/2022	0.0015 (J)
7/28/2022	
8/1/2022	

Time Series

Constituent: Sulfate (mg/L) Analysis Run 11/18/2022 2:57 AM View: Constituents View

Plant Bowen Client: Southern Company Data: Bowen AP-1

	BGWA-2 (bg)	BGWA-29 (bg)	BGWA-33 (bg)	BGWA-47D (bg)	BGWA-48D (bg)	BGWA-6	BGWC-10	BGWC-12	BGWC-14A
6/6/2016	8					26			
6/7/2016							99	190	
8/9/2016	6.5								
8/10/2016						22			
8/11/2016									
8/12/2016								180	
8/16/2016							110		
8/22/2016		4.2							
10/3/2016	5.7								
10/4/2016		6.4				20			
10/6/2016								200	
10/7/2016							110		
11/29/2016	5.2								
12/1/2016		7.8				20			
12/5/2016								130	
12/6/2016							110		
1/10/2017		4.5							
2/13/2017	6.4								
2/14/2017		5.1				20			
2/15/2017								190	
2/16/2017							110		
4/13/2017	4.9					21			
4/14/2017		4.4							
4/18/2017							110	220	
5/25/2017	5.7	4.2				22			
5/30/2017									
6/2/2017							110	250	
7/7/2017	6.3					25			
7/10/2017		3.5							
7/12/2017							110		
7/13/2017								250	
7/14/2017									
10/9/2017	6.1					25			
10/10/2017		3.3						210	
10/11/2017							110		
6/12/2018	8.3	6.8							
6/14/2018							110	275	
10/16/2018	8.9	7.6				32.4			
10/17/2018								336	
10/18/2018							122		
4/1/2019	10.8	5.2						239	
4/2/2019						29.8	105		
4/3/2019			26.2						
5/2/2019	11.2								
9/23/2019	9	6.6				27.5			
9/25/2019							93.7	205	
9/26/2019									
9/27/2019			200 (o)						
2/18/2020						25.7			
2/19/2020		1.6							
2/21/2020			23.5						
3/18/2020	11.7	3.7							

Time Series

Constituent: Sulfate (mg/L) Analysis Run 11/18/2022 2:57 AM View: Constituents View

Plant Bowen Client: Southern Company Data: Bowen AP-1

	BGWA-2 (bg)	BGWA-29 (bg)	BGWA-33 (bg)	BGWA-47D (bg)	BGWA-48D (bg)	BGWA-6	BGWC-10	BGWC-12	BGWC-14A
3/19/2020						28		255	
3/20/2020			26.1						
3/23/2020							95.6		
5/22/2020				53.5					92.6
5/25/2020					43.3				
6/23/2020				64.5	59.7				88.7
7/28/2020				65.7	15.8				300
9/2/2020				70.2					360
9/3/2020					24.4				
9/23/2020	12.9	5.3				24.6			
9/24/2020							98.6		
9/25/2020			22.6					320	
10/1/2020				70.2	26.6				382
11/10/2020				68.9	24.1				354
12/15/2020				78	28.3				406
1/20/2021				73.4	26.1				299
3/23/2021		4.6							
3/24/2021								301	115
3/25/2021				74.5	22				
3/26/2021	12.8								
3/30/2021							104		
3/31/2021						21.9			
4/1/2021			24.6						
8/16/2021	12.7	4.8		74.5	6.7	23.4			
8/18/2021							97.9	326	375
8/25/2021			25						
2/9/2022	13.5			72.7	19.1	16.7			130
2/10/2022		1.9							
2/11/2022							86.1	343	
2/16/2022			22.8						
7/26/2022	13.2	3.6		74.9	20.8	20.7			486
7/27/2022								419	
7/28/2022							105		
8/3/2022			4.6						

Time Series

Constituent: Sulfate (mg/L) Analysis Run 11/18/2022 2:57 AM View: Constituents View

Plant Bowen Client: Southern Company Data: Bowen AP-1

	BGWC-16
6/6/2016	
6/7/2016	240
8/9/2016	
8/10/2016	
8/11/2016	250
8/12/2016	
8/16/2016	
8/22/2016	
10/3/2016	
10/4/2016	
10/6/2016	
10/7/2016	260
11/29/2016	
12/1/2016	
12/5/2016	
12/6/2016	280
1/10/2017	
2/13/2017	
2/14/2017	
2/15/2017	
2/16/2017	380
4/13/2017	
4/14/2017	
4/18/2017	290
5/25/2017	
5/30/2017	260
6/2/2017	
7/7/2017	
7/10/2017	
7/12/2017	
7/13/2017	
7/14/2017	260
10/9/2017	
10/10/2017	
10/11/2017	270
6/12/2018	246
6/14/2018	
10/16/2018	
10/17/2018	
10/18/2018	276
4/1/2019	
4/2/2019	272
4/3/2019	
5/2/2019	
9/23/2019	
9/25/2019	
9/26/2019	288
9/27/2019	
2/18/2020	
2/19/2020	
2/21/2020	
3/18/2020	

Time Series

Constituent: Sulfate (mg/L) Analysis Run 11/18/2022 2:57 AM View: Constituents View

Plant Bowen Client: Southern Company Data: Bowen AP-1

	BGWC-16
3/19/2020	311
3/20/2020	
3/23/2020	
5/22/2020	
5/25/2020	
6/23/2020	
7/28/2020	
9/2/2020	
9/3/2020	
9/23/2020	
9/24/2020	338
9/25/2020	
10/1/2020	
11/10/2020	
12/15/2020	
1/20/2021	
3/23/2021	
3/24/2021	317
3/25/2021	
3/26/2021	
3/30/2021	
3/31/2021	
4/1/2021	
8/16/2021	
8/18/2021	297
8/25/2021	
2/9/2022	
2/10/2022	
2/11/2022	358
2/16/2022	
7/26/2022	
7/27/2022	496
7/28/2022	
8/3/2022	

Time Series

Constituent: Sulfate (mg/L) Analysis Run 11/18/2022 2:57 AM View: Constituents View

Plant Bowen Client: Southern Company Data: Bowen AP-1

	BGWC-17	BGWC-18	BGWC-19	BGWC-20	BGWC-21	BGWC-22	BGWC-23	BGWC-24	BGWC-25
6/7/2016	120								
6/8/2016		120	110	530	75	660			10
6/9/2016							510	730	
8/11/2016	110								
8/12/2016		81	110	530					
8/15/2016									10
8/18/2016					66	730	480	580	
10/7/2016	150	140	150						
10/10/2016				600	57	650	460	520	10
12/6/2016	130	160							
12/7/2016			97	580			490	370	
12/8/2016					68	660			13
1/23/2017									
2/7/2017									
2/16/2017	120	92	130						
2/17/2017				710	57	740			
2/20/2017							520	610	24
3/27/2017									
4/17/2017									
4/19/2017	110	80	140	610	52		490	600	
4/20/2017						990			26
5/22/2017									
5/30/2017	110								
6/1/2017		73	70	550	55				29
6/5/2017						700	480	700	
7/11/2017									
7/14/2017	110	78	110						
7/17/2017							510	670	25
7/18/2017				590	50				
7/19/2017						720			
8/23/2017									
10/10/2017									
10/11/2017	120	83	93	550			510	510	12
10/12/2017					48	780			
6/13/2018				541			586	689	
6/14/2018	106	74.6			48.1	738			10
6/15/2018			78.3						
10/17/2018	118								
10/18/2018		89.3							
10/19/2018			114		57.2				
10/22/2018				604		846	590	723	8.1
4/2/2019	86.9	70.1							
4/3/2019			90.6	593	61.9	720	603	648	
4/4/2019									11.4
5/2/2019						827			
9/26/2019	219	114	130	498					
9/27/2019						905	721		
9/30/2019					54.5			758	10.7
2/25/2020						472			
2/26/2020									
3/19/2020	90.5								
3/20/2020		75.9	76.9		57.8	610			

Time Series

Constituent: Sulfate (mg/L) Analysis Run 11/18/2022 2:57 AM View: Constituents View

Plant Bowen Client: Southern Company Data: Bowen AP-1

	BGWC-17	BGWC-18	BGWC-19	BGWC-20	BGWC-21	BGWC-22	BGWC-23	BGWC-24	BGWC-25
3/23/2020				494			612		
3/24/2020									18.8
3/25/2020								603	
9/24/2020	156	69.9			57.8	864	676		
9/25/2020								613	
9/28/2020			70.3	578					8.8
3/24/2021	93.7	67.3							
3/25/2021									
3/26/2021			66.8				679	515	21.3
3/29/2021				504	55.2	772			
7/19/2021						506	335	194	
7/20/2021									
8/19/2021	91.7	56.4							10.2
8/20/2021			47.5	550	54.6				
8/23/2021						848	628	527	
11/1/2021						690	410	225	
2/11/2022	88.7								
2/14/2022							622		
2/15/2022						789		473	
2/16/2022		61.5	79.6	555	48.7				13.7
7/27/2022	118	55.5	82.7	617					12.6
7/28/2022					55.3				
8/1/2022							528		
8/2/2022						762		52.8	
10/21/2022								389 (R)	

Time Series

Constituent: Sulfate (mg/L) Analysis Run 11/18/2022 2:57 AM View: Constituents View

Plant Bowen Client: Southern Company Data: Bowen AP-1

	BGWC-30
6/7/2016	
6/8/2016	
6/9/2016	
8/11/2016	
8/12/2016	
8/15/2016	
8/18/2016	
10/7/2016	
10/10/2016	
12/6/2016	
12/7/2016	
12/8/2016	
1/23/2017	410
2/7/2017	410
2/16/2017	
2/17/2017	
2/20/2017	
3/27/2017	410
4/17/2017	400
4/19/2017	
4/20/2017	
5/22/2017	460
5/30/2017	
6/1/2017	
6/5/2017	440
7/11/2017	420
7/14/2017	
7/17/2017	
7/18/2017	
7/19/2017	
8/23/2017	390
10/10/2017	420
10/11/2017	
10/12/2017	
6/13/2018	
6/14/2018	
6/15/2018	174
10/17/2018	
10/18/2018	
10/19/2018	
10/22/2018	204
4/2/2019	153
4/3/2019	
4/4/2019	
5/2/2019	
9/26/2019	
9/27/2019	51.7
9/30/2019	
2/25/2020	
2/26/2020	42.6
3/19/2020	
3/20/2020	

Time Series

Constituent: Sulfate (mg/L) Analysis Run 11/18/2022 2:57 AM View: Constituents View

Plant Bowen Client: Southern Company Data: Bowen AP-1

	BGWC-30
3/23/2020	55.7
3/24/2020	
3/25/2020	
9/24/2020	
9/25/2020	53.6
9/28/2020	
3/24/2021	
3/25/2021	28.1
3/26/2021	
3/29/2021	
7/19/2021	
7/20/2021	37.2
8/19/2021	58.2
8/20/2021	
8/23/2021	
11/1/2021	65.5
2/11/2022	
2/14/2022	74.4
2/15/2022	
2/16/2022	
7/27/2022	
7/28/2022	
8/1/2022	63.3
8/2/2022	
10/21/2022	

Time Series

Constituent: Sulfate (mg/L) Analysis Run 11/18/2022 2:57 AM View: Constituents View

Plant Bowen Client: Southern Company Data: Bowen AP-1

	BGWC-31	BGWC-32	BGWC-34D	BGWC-35D	BGWC-36D	BGWC-37D	BGWC-38D	BGWC-39	BGWC-40
10/17/2018					277				
10/18/2018	199								
10/19/2018			106						
10/22/2018		350		626					
4/2/2019					192				
4/4/2019	105		88	643					
4/5/2019		312							
5/3/2019		304							
9/24/2019	97.2		80.7						
9/26/2019		336		517					
9/27/2019					191				
11/15/2019		413							
12/13/2019								651	
12/16/2019									60.4
2/25/2020				424		197			
2/26/2020					90.4				
2/27/2020							228		
3/23/2020	99.6				98.7				
3/24/2020		232	95.5			168	275	162	
3/25/2020				272					112
5/4/2020									
9/2/2020							188		
9/25/2020		393		394		175			
9/28/2020	115		115		135				
9/29/2020								619	130
3/25/2021					137				
3/26/2021				647		150			
3/29/2021	35.9						136		
3/30/2021		368	127						144
3/31/2021								314	
8/19/2021							90.7		
8/20/2021	121			452		130			
8/23/2021					141				
8/24/2021			132					505	138
8/25/2021		285							
11/1/2021							110		
2/14/2022					122		139		
2/15/2022									
2/16/2022	118	265	129					403	125
2/17/2022				551		132			
7/28/2022	131		158	600		134			132
7/29/2022		298			138				
8/2/2022							140	484	

Time Series

Constituent: Sulfate (mg/L) Analysis Run 11/18/2022 2:57 AM View: Constituents View

Plant Bowen Client: Southern Company Data: Bowen AP-1

	BGWC-41D
10/17/2018	
10/18/2018	
10/19/2018	
10/22/2018	
4/2/2019	
4/4/2019	
4/5/2019	
5/3/2019	
9/24/2019	
9/26/2019	
9/27/2019	
11/15/2019	
12/13/2019	
12/16/2019	
2/25/2020	
2/26/2020	
2/27/2020	
3/23/2020	
3/24/2020	
3/25/2020	
5/4/2020	234
9/2/2020	224
9/25/2020	
9/28/2020	
9/29/2020	
3/25/2021	
3/26/2021	
3/29/2021	
3/30/2021	
3/31/2021	262
8/19/2021	
8/20/2021	
8/23/2021	
8/24/2021	271
8/25/2021	
11/1/2021	
2/14/2022	
2/15/2022	278
2/16/2022	
2/17/2022	
7/28/2022	
7/29/2022	343
8/2/2022	

Time Series

Constituent: Sulfate (mg/L) Analysis Run 11/18/2022 2:57 AM View: Constituents View

Plant Bowen Client: Southern Company Data: Bowen AP-1

	BGWC-42D	BGWC-43D	BGWC-44D	BGWC-49D	BGWC-50D	BGWC-51	BGWC-52	BGWC-7	BGWC-8
6/6/2016									
6/7/2016									26
6/8/2016								410	
8/10/2016									29
8/11/2016								460	
10/4/2016									40
10/5/2016									
10/6/2016								440	
12/2/2016									37
12/5/2016									
12/6/2016								470	
2/14/2017									45
2/15/2017								510	
4/14/2017									27
4/17/2017									
4/18/2017								450	
5/26/2017									34
6/2/2017								470	
7/10/2017									28
7/11/2017									
7/14/2017								230	
10/10/2017									30
10/11/2017								480	
6/12/2018									35.2
6/13/2018								419	
10/16/2018									53
10/17/2018									
10/18/2018								438	
4/1/2019									30.5
4/2/2019								334	
9/24/2019								266	36.5
3/18/2020									34.3
3/19/2020								287	
5/4/2020		333	37.2						
5/11/2020	124								
5/20/2020	118	342							
9/3/2020	141	358	31						
9/23/2020									33.5
9/24/2020									
9/25/2020								298	
1/28/2021						562	308		
3/24/2021									24.2
3/29/2021		301							
3/30/2021						636	347	290	
3/31/2021			42.9						
4/1/2021	115								
4/19/2021				223	26.7				
7/20/2021		262							
8/18/2021			35		23.3				34
8/19/2021								237	
8/20/2021	151								
8/23/2021		328				545	277		

Time Series

Constituent: Sulfate (mg/L) Analysis Run 11/18/2022 2:57 AM View: Constituents View

Plant Bowen Client: Southern Company Data: Bowen AP-1

	BGWC-42D	BGWC-43D	BGWC-44D	BGWC-49D	BGWC-50D	BGWC-51	BGWC-52	BGWC-7	BGWC-8
8/24/2021				235					
2/9/2022			48.4		79.4				
2/10/2022									27.2
2/11/2022								225	
2/14/2022						114	64.1		
2/15/2022		323							
2/17/2022	122			209					
7/26/2022			38.1		112				31.6
7/28/2022	136						50.1	268	
8/1/2022		316		204		94.4			

Time Series

Constituent: Sulfate (mg/L) Analysis Run 11/18/2022 2:57 AM View: Constituents View

Plant Bowen Client: Southern Company Data: Bowen AP-1

	BGWC-9
6/6/2016	100
6/7/2016	
6/8/2016	
8/10/2016	
8/11/2016	110
10/4/2016	
10/5/2016	120
10/6/2016	
12/2/2016	
12/5/2016	130
12/6/2016	
2/14/2017	
2/15/2017	120
4/14/2017	
4/17/2017	110
4/18/2017	
5/26/2017	110
6/2/2017	
7/10/2017	
7/11/2017	110
7/14/2017	
10/10/2017	110
10/11/2017	
6/12/2018	80.6
6/13/2018	
10/16/2018	
10/17/2018	117
10/18/2018	
4/1/2019	81.4
4/2/2019	
9/24/2019	89
3/18/2020	
3/19/2020	74.3
5/4/2020	
5/11/2020	
5/20/2020	
9/3/2020	
9/23/2020	
9/24/2020	84.8
9/25/2020	
1/28/2021	
3/24/2021	70.5
3/29/2021	
3/30/2021	
3/31/2021	
4/1/2021	
4/19/2021	
7/20/2021	
8/18/2021	71.7
8/19/2021	
8/20/2021	
8/23/2021	

Time Series

Constituent: Sulfate (mg/L) Analysis Run 11/18/2022 2:57 AM View: Constituents View

Plant Bowen Client: Southern Company Data: Bowen AP-1

	BGWC-9
8/24/2021	
2/9/2022	
2/10/2022	70
2/11/2022	
2/14/2022	
2/15/2022	
2/17/2022	
7/26/2022	88
7/28/2022	
8/1/2022	

Time Series

Constituent: Thallium (mg/L) Analysis Run 11/18/2022 2:57 AM View: Constituents View

Plant Bowen Client: Southern Company Data: Bowen AP-1

	BGWA-2 (bg)	BGWA-29 (bg)	BGWA-33 (bg)	BGWA-47D (bg)	BGWA-48D (bg)	BGWA-6	BGWC-10	BGWC-12	BGWC-14A
6/6/2016	<0.001					<0.001			
6/7/2016							<0.001	<0.001	
8/9/2016	0.0001 (J)								
8/10/2016						7E-05 (J)			
8/11/2016									
8/12/2016								9E-05 (J)	
8/16/2016							<0.001		
8/22/2016		<0.001							
10/3/2016	<0.001								
10/4/2016		<0.001				<0.001			
10/6/2016								<0.001	
10/7/2016							<0.001		
11/29/2016	<0.001								
12/1/2016		<0.001				<0.001			
12/5/2016								<0.001	
12/6/2016							<0.001		
1/10/2017		<0.001							
2/13/2017	<0.001								
2/14/2017		<0.001				<0.001			
2/15/2017								<0.001	
2/16/2017							<0.001		
4/13/2017	9E-05 (J)					0.0001 (J)			
4/14/2017		<0.001							
4/18/2017							<0.001	9E-05 (J)	
5/25/2017	0.0001 (J)	<0.001				6E-05 (J)			
5/30/2017									
6/2/2017							<0.001	<0.001	
7/7/2017	9E-05 (J)					7E-05 (J)			
7/10/2017		<0.001							
7/12/2017							<0.001		
7/13/2017								8E-05 (J)	
7/14/2017									
3/26/2018	<0.001	<0.001							
3/27/2018							<0.001		
3/28/2018								<0.001	
6/12/2018	<0.001	<0.001							
6/14/2018							<0.001	<0.001	
10/16/2018	<0.001	<0.001				<0.001			
10/17/2018								<0.001	
10/18/2018							<0.001		
2/25/2019	<0.001								
2/27/2019		<0.001							
2/28/2019							<0.001	<0.001	
4/1/2019	0.00011 (J)	<0.001						<0.001	
4/2/2019						6.2E-05 (J)	<0.001		
4/3/2019			<0.001						
9/23/2019	0.00011 (J)	<0.001				6E-05 (J)			
9/25/2019							<0.001	6E-05 (J)	
9/26/2019									
9/27/2019			<0.001						
2/18/2020	0.00011 (J)					5.3E-05 (J)			
2/19/2020		<0.001							

Time Series

Constituent: Thallium (mg/L) Analysis Run 11/18/2022 2:57 AM View: Constituents View

Plant Bowen Client: Southern Company Data: Bowen AP-1

	BGWA-2 (bg)	BGWA-29 (bg)	BGWA-33 (bg)	BGWA-47D (bg)	BGWA-48D (bg)	BGWA-6	BGWC-10	BGWC-12	BGWC-14A
2/20/2020							<0.001		
2/21/2020			<0.001						
2/24/2020								<0.001	
3/18/2020	0.00012 (J)	<0.001							
3/19/2020						6.1E-05 (J)		6.2E-05 (J)	
3/20/2020			<0.001						
3/23/2020							<0.001		
5/22/2020				8.8E-05 (J)					0.00016 (J)
5/25/2020					<0.001				
6/23/2020				<0.001	<0.001				0.00011 (J)
7/28/2020				<0.001	<0.001				0.00026 (J)
9/2/2020				<0.001					0.00035 (J)
9/3/2020					<0.001				
9/23/2020	<0.001	<0.001				<0.001			
9/24/2020							<0.001		
9/25/2020			<0.001					<0.001	
10/1/2020				<0.001	<0.001				0.0005 (J)
11/10/2020				<0.001	<0.001				0.00044 (J)
12/15/2020				<0.001	<0.001				0.00044
1/20/2021				<0.001	<0.001				0.00031 (J)
2/16/2021	0.0002 (J)	<0.001							
2/17/2021				<0.001	<0.001				
2/18/2021						<0.001	<0.001		0.00077 (J)
2/19/2021			<0.001					<0.001	
3/23/2021		<0.001							
3/24/2021								<0.001	0.00023 (J)
3/25/2021				<0.001	<0.001				
3/26/2021	0.00025 (J)								
3/30/2021							<0.001		
3/31/2021						0.00017 (J)			
4/1/2021			<0.001						
8/16/2021	0.00019 (J)	<0.001		<0.001	<0.001	<0.001			
8/18/2021							<0.001	<0.001	0.00039 (J)
8/25/2021			<0.001						
2/9/2022	<0.001			<0.001	<0.001	<0.001			0.00024 (J)
2/10/2022		<0.001							
2/11/2022							<0.001	<0.001	
2/16/2022			<0.001						
7/26/2022	0.00021 (J)	<0.001		<0.001	<0.001	<0.001			0.00047 (J)
7/27/2022								<0.001	
7/28/2022							<0.001		
8/3/2022			<0.001						

Time Series

Constituent: Thallium (mg/L) Analysis Run 11/18/2022 2:57 AM View: Constituents View

Plant Bowen Client: Southern Company Data: Bowen AP-1

	BGWC-16
6/6/2016	
6/7/2016	0.0002 (J)
8/9/2016	
8/10/2016	
8/11/2016	0.0002 (J)
8/12/2016	
8/16/2016	
8/22/2016	
10/3/2016	
10/4/2016	
10/6/2016	
10/7/2016	0.0002 (J)
11/29/2016	
12/1/2016	
12/5/2016	
12/6/2016	0.0003 (J)
1/10/2017	
2/13/2017	
2/14/2017	
2/15/2017	
2/16/2017	0.0003 (J)
4/13/2017	
4/14/2017	
4/18/2017	0.0002 (J)
5/25/2017	
5/30/2017	0.0002 (J)
6/2/2017	
7/7/2017	
7/10/2017	
7/12/2017	
7/13/2017	
7/14/2017	0.0002 (J)
3/26/2018	
3/27/2018	0.00019 (J)
3/28/2018	
6/12/2018	0.0002 (J)
6/14/2018	
10/16/2018	
10/17/2018	
10/18/2018	0.0002 (J)
2/25/2019	0.00023 (J)
2/27/2019	
2/28/2019	
4/1/2019	
4/2/2019	0.0002 (J)
4/3/2019	
9/23/2019	
9/25/2019	
9/26/2019	0.00023 (J)
9/27/2019	
2/18/2020	
2/19/2020	

Time Series

Constituent: Thallium (mg/L) Analysis Run 11/18/2022 2:57 AM View: Constituents View

Plant Bowen Client: Southern Company Data: Bowen AP-1

	BGWC-16
2/20/2020	0.00028 (J)
2/21/2020	
2/24/2020	
3/18/2020	
3/19/2020	0.00022 (J)
3/20/2020	
3/23/2020	
5/22/2020	
5/25/2020	
6/23/2020	
7/28/2020	
9/2/2020	
9/3/2020	
9/23/2020	
9/24/2020	0.00024 (J)
9/25/2020	
10/1/2020	
11/10/2020	
12/15/2020	
1/20/2021	
2/16/2021	
2/17/2021	
2/18/2021	0.00023 (J)
2/19/2021	
3/23/2021	
3/24/2021	0.00019 (J)
3/25/2021	
3/26/2021	
3/30/2021	
3/31/2021	
4/1/2021	
8/16/2021	
8/18/2021	0.00023 (J)
8/25/2021	
2/9/2022	
2/10/2022	
2/11/2022	0.00024 (J)
2/16/2022	
7/26/2022	
7/27/2022	0.00025 (J)
7/28/2022	
8/3/2022	

Time Series

Constituent: Thallium (mg/L) Analysis Run 11/18/2022 2:57 AM View: Constituents View

Plant Bowen Client: Southern Company Data: Bowen AP-1

	BGWC-17	BGWC-18	BGWC-19	BGWC-20	BGWC-21	BGWC-22	BGWC-23	BGWC-24	BGWC-25
6/7/2016	8.5E-05 (J)								
6/8/2016		<0.001	8.5E-05 (J)	<0.001	<0.001	0.00035 (J)			<0.001
6/9/2016							0.0001 (J)	0.00022 (J)	
8/11/2016	8E-05 (J)								
8/12/2016		6E-05 (J)	8E-05 (J)	<0.001					
8/15/2016									<0.001
8/18/2016					<0.001	0.0005 (J)	<0.001	<0.001	
10/7/2016	<0.001	<0.001	<0.001						
10/10/2016				<0.001	<0.001	0.0006 (J)	<0.001	0.0003 (J)	<0.001
12/6/2016	<0.001	<0.001							
12/7/2016			<0.001	<0.001			<0.001	<0.001	
12/8/2016					<0.001	0.0005 (J)			<0.001
1/23/2017									
2/7/2017									
2/16/2017	<0.001	<0.001	<0.001						
2/17/2017				<0.001	<0.001	0.0006 (J)			
2/20/2017							<0.001	0.0003 (J)	<0.001
3/27/2017									
4/17/2017									
4/19/2017	8E-05 (J)	<0.001	6E-05 (J)	<0.001	<0.001		<0.001	0.0004 (J)	
4/20/2017						0.0006 (J)			<0.001
5/22/2017									
5/30/2017	9E-05 (J)								
6/1/2017		<0.001	8E-05 (J)	<0.001	<0.001				<0.001
6/5/2017						0.0006 (J)	<0.001	0.0004 (J)	
7/11/2017									
7/14/2017	9E-05 (J)	<0.001	8E-05 (J)						
7/17/2017							<0.001	0.0004 (J)	<0.001
7/18/2017				<0.001	<0.001				
7/19/2017						0.0007 (J)			
8/23/2017									
3/26/2018									
3/27/2018	<0.001	<0.001	<0.001						
3/28/2018				<0.001	<0.001				<0.001
3/29/2018						0.00063 (J)	<0.001	0.00048 (J)	
6/13/2018				<0.001			<0.001	0.00053 (J)	
6/14/2018	<0.001	<0.001			<0.001	0.00069 (J)			<0.001
6/15/2018			<0.001						
10/17/2018	<0.001								
10/18/2018		<0.001							
10/19/2018			<0.001		<0.001				
10/22/2018				<0.001		0.00071 (J)	<0.001	0.00047 (J)	<0.001
2/27/2019	<0.001	<0.001		<0.001					
3/1/2019			<0.001			0.00074 (J)	<0.001	0.0007 (J)	<0.001
4/2/2019	7.5E-05 (J)	<0.001							
4/3/2019			<0.001	<0.001	<0.001	0.0007 (J)	<0.001	0.00064 (J)	
4/4/2019									<0.001
9/26/2019	0.00026 (J)	7.1E-05 (J)	8E-05 (J)	<0.001					
9/27/2019						0.00088 (J)	0.00018 (J)		
9/30/2019					<0.001			0.00069 (J)	<0.001
2/24/2020	5.9E-05 (J)	6.8E-05 (J)	<0.001	<0.001					
2/25/2020						0.00062 (J)	0.00015 (J)		

Time Series

Constituent: Thallium (mg/L) Analysis Run 11/18/2022 2:57 AM View: Constituents View

Plant Bowen Client: Southern Company Data: Bowen AP-1

	BGWC-17	BGWC-18	BGWC-19	BGWC-20	BGWC-21	BGWC-22	BGWC-23	BGWC-24	BGWC-25
2/26/2020					<0.001			0.00073 (J)	<0.001
3/19/2020	6.1E-05 (J)								
3/20/2020		<0.001	<0.001		<0.001	0.00063 (J)			
3/23/2020				0.0002 (J)			0.00016 (J)		
3/24/2020									<0.001
3/25/2020								0.00066 (J)	
9/24/2020	0.00018 (J)	<0.001			<0.001	0.001	0.00038 (J)		
9/25/2020								0.00057 (J)	
9/28/2020			<0.001	<0.001					<0.001
2/18/2021	<0.001	<0.001	<0.001	<0.001					
2/19/2021					<0.001	0.00089 (J)	0.00039 (J)	0.0005 (J)	
2/23/2021									<0.001
3/8/2021									
3/24/2021	<0.001	<0.001							
3/25/2021									
3/26/2021			<0.001				0.00069 (J)	0.00057 (J)	<0.001
3/29/2021				<0.001	<0.001	0.0009 (J)			
8/19/2021	<0.001	<0.001							<0.001
8/20/2021			<0.001	0.00025 (J)	<0.001				
8/23/2021						0.00088 (J)	<0.001	0.00051 (J)	
2/11/2022	<0.001								
2/14/2022							<0.001		
2/15/2022						0.0011		0.00045 (J)	
2/16/2022		<0.001	0.00021 (J)	<0.001	<0.001				<0.001
7/27/2022	<0.001	<0.001	<0.001	<0.001					<0.001
7/28/2022					<0.001				
8/1/2022							<0.001		
8/2/2022						0.00098 (J)		<0.001	
10/21/2022								0.00032 (J)	

Time Series

Constituent: Thallium (mg/L) Analysis Run 11/18/2022 2:57 AM View: Constituents View

Plant Bowen Client: Southern Company Data: Bowen AP-1

	BGWC-30
6/7/2016	
6/8/2016	
6/9/2016	
8/11/2016	
8/12/2016	
8/15/2016	
8/18/2016	
10/7/2016	
10/10/2016	
12/6/2016	
12/7/2016	
12/8/2016	
1/23/2017	0.0008 (J)
2/7/2017	0.0008 (J)
2/16/2017	
2/17/2017	
2/20/2017	
3/27/2017	0.0006 (J)
4/17/2017	0.0007 (J)
4/19/2017	
4/20/2017	
5/22/2017	0.0008 (J)
5/30/2017	
6/1/2017	
6/5/2017	0.0007 (J)
7/11/2017	0.0007 (J)
7/14/2017	
7/17/2017	
7/18/2017	
7/19/2017	
8/23/2017	0.0007 (J)
3/26/2018	0.00058 (J)
3/27/2018	
3/28/2018	
3/29/2018	
6/13/2018	
6/14/2018	
6/15/2018	0.00056 (J)
10/17/2018	
10/18/2018	
10/19/2018	
10/22/2018	0.00034 (J)
2/27/2019	
3/1/2019	0.00024 (J)
4/2/2019	0.00024 (J)
4/3/2019	
4/4/2019	
9/26/2019	
9/27/2019	0.00014 (J)
9/30/2019	
2/24/2020	
2/25/2020	

Time Series

Constituent: Thallium (mg/L) Analysis Run 11/18/2022 2:57 AM View: Constituents View

Plant Bowen Client: Southern Company Data: Bowen AP-1

	BGWC-30
2/26/2020	8.5E-05 (J)
3/19/2020	
3/20/2020	
3/23/2020	9.1E-05 (J)
3/24/2020	
3/25/2020	
9/24/2020	
9/25/2020	<0.001
9/28/2020	
2/18/2021	
2/19/2021	
2/23/2021	
3/8/2021	<0.001
3/24/2021	
3/25/2021	<0.001
3/26/2021	
3/29/2021	
8/19/2021	0.00022 (J)
8/20/2021	
8/23/2021	
2/11/2022	
2/14/2022	<0.001
2/15/2022	
2/16/2022	
7/27/2022	
7/28/2022	
8/1/2022	<0.001
8/2/2022	
10/21/2022	

Time Series

Constituent: Thallium (mg/L) Analysis Run 11/18/2022 2:57 AM View: Constituents View

Plant Bowen Client: Southern Company Data: Bowen AP-1

	BGWC-31	BGWC-32	BGWC-34D	BGWC-35D	BGWC-36D	BGWC-37D	BGWC-38D	BGWC-39	BGWC-40
10/17/2018					0.00026 (J)				
10/18/2018	<0.001								
10/19/2018			<0.001						
10/22/2018		0.00014 (J)		<0.001					
4/2/2019					0.00022 (J)				
4/4/2019	<0.001		<0.001	<0.001					
4/5/2019		0.00046 (J)							
9/24/2019	<0.001		<0.001						
9/26/2019		0.00017 (J)		<0.001					
9/27/2019					0.00037 (J)				
2/25/2020				<0.001		<0.001			
2/26/2020	<0.001				0.00013 (J)				
2/27/2020		0.00013 (J)	8.9E-05 (J)				0.0027	0.00017 (J)	
2/28/2020									<0.001
3/23/2020	<0.001				0.00011 (J)				
3/24/2020		8.4E-05 (J)	<0.001			<0.001	5.6E-05 (J)	0.00013 (J)	
3/25/2020				6.8E-05 (J)					0.00014 (J)
9/2/2020							0.00042 (J)		
9/25/2020		0.00014 (J)		<0.001		<0.001			
9/28/2020	<0.001		<0.001		0.00019 (J)				
9/29/2020								0.00025 (J)	<0.001
2/19/2021			<0.001						
2/22/2021	<0.001			0.00016 (J)		<0.001		0.00021 (J)	<0.001
2/23/2021		0.00015 (J)							
3/8/2021					0.0002 (J)				
3/9/2021							<0.001		
3/25/2021					0.00019 (J)				
3/26/2021				<0.001		<0.001			
3/29/2021	<0.001						0.00018 (J)		
3/30/2021		0.00016 (J)	<0.001						<0.001
3/31/2021								0.00017 (J)	
8/19/2021							<0.001		
8/20/2021	<0.001			0.00026 (J)		<0.001			
8/23/2021					0.00024 (J)				
8/24/2021			<0.001					0.00027 (J)	<0.001
8/25/2021		<0.001							
2/14/2022					0.00022 (J)		<0.001		
2/15/2022									
2/16/2022	<0.001	<0.001	<0.001					<0.001	<0.001
2/17/2022				<0.001		<0.001			
7/28/2022	<0.001		<0.001	0.00022 (J)		<0.001			<0.001
7/29/2022		<0.001			0.00018 (J)				
8/2/2022							<0.001	<0.001	

Time Series

Constituent: Thallium (mg/L) Analysis Run 11/18/2022 2:57 AM View: Constituents View

Plant Bowen Client: Southern Company Data: Bowen AP-1

	BGWC-41D
10/17/2018	
10/18/2018	
10/19/2018	
10/22/2018	
4/2/2019	
4/4/2019	
4/5/2019	
9/24/2019	
9/26/2019	
9/27/2019	
2/25/2020	
2/26/2020	
2/27/2020	
2/28/2020	
3/23/2020	
3/24/2020	
3/25/2020	
9/2/2020	<0.001
9/25/2020	
9/28/2020	
9/29/2020	
2/19/2021	
2/22/2021	<0.001
2/23/2021	
3/8/2021	
3/9/2021	
3/25/2021	
3/26/2021	
3/29/2021	
3/30/2021	
3/31/2021	<0.001
8/19/2021	
8/20/2021	
8/23/2021	
8/24/2021	<0.001
8/25/2021	
2/14/2022	
2/15/2022	<0.001
2/16/2022	
2/17/2022	
7/28/2022	
7/29/2022	<0.001
8/2/2022	

Time Series

Constituent: Thallium (mg/L) Analysis Run 11/18/2022 2:57 AM View: Constituents View

Plant Bowen Client: Southern Company Data: Bowen AP-1

	BGWC-42D	BGWC-43D	BGWC-44D	BGWC-49D	BGWC-50D	BGWC-51	BGWC-52	BGWC-7	BGWC-8
6/6/2016									
6/7/2016									<0.001
6/8/2016								<0.001	
8/10/2016									<0.001
8/11/2016								<0.001	
10/4/2016									<0.001
10/5/2016									
10/6/2016								<0.001	
12/2/2016									<0.001
12/5/2016									
12/6/2016								<0.001	
2/14/2017									<0.001
2/15/2017								<0.001	
4/14/2017									<0.001
4/17/2017									
4/18/2017								<0.001	
5/26/2017									<0.001
6/2/2017								<0.001	
7/10/2017									<0.001
7/11/2017									
7/14/2017								<0.001	
3/26/2018									<0.001
3/27/2018								<0.001	
6/12/2018									<0.001
6/13/2018								<0.001	
10/16/2018									<0.001
10/17/2018									
10/18/2018								<0.001	
2/25/2019									<0.001
2/28/2019								<0.001	
4/1/2019									<0.001
4/2/2019								7E-05 (J)	
9/24/2019								8.7E-05 (J)	<0.001
2/19/2020									<0.001
2/20/2020									
2/21/2020								9.6E-05 (J)	
3/18/2020									<0.001
3/19/2020								0.00011 (J)	
9/3/2020	<0.001	0.0024	<0.001						
9/23/2020									<0.001
9/24/2020									
9/25/2020								<0.001	
1/28/2021						0.0002 (J)	0.00045 (J)		
2/16/2021									<0.001
2/17/2021									
2/18/2021			<0.001					<0.001	
2/22/2021	<0.001								
2/23/2021						<0.001	0.00023 (J)		
3/8/2021		0.0015							
3/24/2021									<0.001
3/29/2021		0.0016							
3/30/2021						0.0004 (J)	0.00024 (J)	0.00015 (J)	

Time Series

Constituent: Thallium (mg/L) Analysis Run 11/18/2022 2:57 AM View: Constituents View

Plant Bowen Client: Southern Company Data: Bowen AP-1

	BGWC-42D	BGWC-43D	BGWC-44D	BGWC-49D	BGWC-50D	BGWC-51	BGWC-52	BGWC-7	BGWC-8
3/31/2021			<0.001						
4/1/2021	<0.001								
4/19/2021				<0.001	<0.001				
8/18/2021			<0.001		<0.001				<0.001
8/19/2021								0.00023 (J)	
8/20/2021	<0.001								
8/23/2021		0.0028				<0.001	0.00037 (J)		
8/24/2021				<0.001					
2/9/2022			<0.001		<0.001				
2/10/2022									<0.001
2/11/2022								0.0003 (J)	
2/14/2022						<0.001	<0.001		
2/15/2022		0.0034							
2/17/2022	<0.001			<0.001					
7/26/2022			<0.001		<0.001				<0.001
7/28/2022	<0.001						<0.001	0.00029 (J)	
8/1/2022		0.0028		<0.001		<0.001			

Time Series

Constituent: Thallium (mg/L) Analysis Run 11/18/2022 2:57 AM View: Constituents View

Plant Bowen Client: Southern Company Data: Bowen AP-1

	BGWC-9
6/6/2016	<0.001
6/7/2016	
6/8/2016	
8/10/2016	
8/11/2016	<0.001
10/4/2016	
10/5/2016	<0.001
10/6/2016	
12/2/2016	
12/5/2016	<0.001
12/6/2016	
2/14/2017	
2/15/2017	<0.001
4/14/2017	
4/17/2017	<0.001
4/18/2017	
5/26/2017	<0.001
6/2/2017	
7/10/2017	
7/11/2017	<0.001
7/14/2017	
3/26/2018	
3/27/2018	<0.001
6/12/2018	<0.001
6/13/2018	
10/16/2018	
10/17/2018	<0.001
10/18/2018	
2/25/2019	
2/28/2019	
4/1/2019	6.5E-05 (J)
4/2/2019	
9/24/2019	<0.001
2/19/2020	
2/20/2020	0.00022 (J)
2/21/2020	
3/18/2020	
3/19/2020	0.00018 (J)
9/3/2020	
9/23/2020	
9/24/2020	<0.001
9/25/2020	
1/28/2021	
2/16/2021	
2/17/2021	<0.001
2/18/2021	
2/22/2021	
2/23/2021	
3/8/2021	
3/24/2021	<0.001
3/29/2021	
3/30/2021	

Time Series

Constituent: Thallium (mg/L) Analysis Run 11/18/2022 2:57 AM View: Constituents View

Plant Bowen Client: Southern Company Data: Bowen AP-1

	BGWC-9
3/31/2021	
4/1/2021	
4/19/2021	
8/18/2021	<0.001
8/19/2021	
8/20/2021	
8/23/2021	
8/24/2021	
2/9/2022	
2/10/2022	<0.001
2/11/2022	
2/14/2022	
2/15/2022	
2/17/2022	
7/26/2022	<0.001
7/28/2022	
8/1/2022	

Time Series

Constituent: Total Dissolved Solids (mg/L) Analysis Run 11/18/2022 2:57 AM View: Constituents View

Plant Bowen Client: Southern Company Data: Bowen AP-1

	BGWA-2 (bg)	BGWA-29 (bg)	BGWA-33 (bg)	BGWA-47D (bg)	BGWA-48D (bg)	BGWA-6	BGWC-10	BGWC-12	BGWC-14A
6/6/2016	170					220			
6/7/2016							300	510	
8/9/2016	183								
8/10/2016						299			
8/11/2016									
8/12/2016								476	
8/16/2016							286		
8/22/2016		121							
10/3/2016	201								
10/4/2016		95				245			
10/6/2016								524	
10/7/2016							513		
11/29/2016	109								
12/1/2016		121				269			
12/5/2016								489	
12/6/2016							421		
1/10/2017		115							
2/13/2017	214								
2/14/2017		345 (o)				405			
2/15/2017								562	
2/16/2017							433		
4/13/2017	211					349			
4/14/2017		119							
4/18/2017							349	955	
5/25/2017	173	109				283			
5/30/2017									
6/2/2017							313	602	
7/7/2017	165					265			
7/10/2017		140							
7/12/2017							255		
7/13/2017								617	
7/14/2017									
10/9/2017	150					253			
10/10/2017		93						534	
10/11/2017							343		
6/12/2018	187	139							
6/14/2018							362	684	
10/16/2018	192	138				311			
10/17/2018								739	
10/18/2018							355		
4/1/2019	226	114						191	
4/2/2019						295	355		
4/3/2019			235						
9/23/2019	186	122				296			
9/25/2019							388	690	
9/26/2019									
9/27/2019			275						
2/18/2020						318			
2/19/2020		113							
2/21/2020			229						
3/18/2020	191	108							
3/19/2020						300		662	

Time Series

Constituent: Total Dissolved Solids (mg/L) Analysis Run 11/18/2022 2:57 AM View: Constituents View

Plant Bowen Client: Southern Company Data: Bowen AP-1

	BGWA-2 (bg)	BGWA-29 (bg)	BGWA-33 (bg)	BGWA-47D (bg)	BGWA-48D (bg)	BGWA-6	BGWC-10	BGWC-12	BGWC-14A
3/20/2020			229						
3/23/2020							355		
5/22/2020				357					454
5/25/2020					249				
6/23/2020				383	280				423
7/28/2020				410	264				768
9/2/2020				389					814
9/3/2020					303				
9/23/2020	237	114				296			
9/24/2020							356		
9/25/2020			233					740	
10/1/2020				384	301				824
11/10/2020				405	305				800
12/15/2020				385	289				876
1/20/2021				377	285				786
3/23/2021		108							
3/24/2021								752	445
3/25/2021				415	331				
3/26/2021	204								
3/30/2021							321		
3/31/2021						299			
4/1/2021			183						
8/16/2021	217	101		399	269	298			
8/18/2021							366	798	850
8/25/2021			208						
2/9/2022	229			403	290	304			468
2/10/2022		96							
2/11/2022							360	816	
2/16/2022			208						
7/26/2022	215	114		402	246	306			966
7/27/2022								952	
7/28/2022							338		
8/3/2022			287						

Time Series

Constituent: Total Dissolved Solids (mg/L) Analysis Run 11/18/2022 2:57 AM View: Constituents View

Plant Bowen Client: Southern Company Data: Bowen AP-1

	BGWC-16
6/6/2016	
6/7/2016	580
8/9/2016	
8/10/2016	
8/11/2016	548
8/12/2016	
8/16/2016	
8/22/2016	
10/3/2016	
10/4/2016	
10/6/2016	
10/7/2016	617
11/29/2016	
12/1/2016	
12/5/2016	
12/6/2016	730
1/10/2017	
2/13/2017	
2/14/2017	
2/15/2017	
2/16/2017	685
4/13/2017	
4/14/2017	
4/18/2017	621
5/25/2017	
5/30/2017	601
6/2/2017	
7/7/2017	
7/10/2017	
7/12/2017	
7/13/2017	
7/14/2017	569
10/9/2017	
10/10/2017	
10/11/2017	588
6/12/2018	593
6/14/2018	
10/16/2018	
10/17/2018	
10/18/2018	578
4/1/2019	
4/2/2019	604
4/3/2019	
9/23/2019	
9/25/2019	
9/26/2019	688
9/27/2019	
2/18/2020	
2/19/2020	
2/21/2020	
3/18/2020	
3/19/2020	631

Time Series

Constituent: Total Dissolved Solids (mg/L) Analysis Run 11/18/2022 2:57 AM View: Constituents View

Plant Bowen Client: Southern Company Data: Bowen AP-1

	BGWC-16
3/20/2020	
3/23/2020	
5/22/2020	
5/25/2020	
6/23/2020	
7/28/2020	
9/2/2020	
9/3/2020	
9/23/2020	
9/24/2020	732
9/25/2020	
10/1/2020	
11/10/2020	
12/15/2020	
1/20/2021	
3/23/2021	
3/24/2021	610
3/25/2021	
3/26/2021	
3/30/2021	
3/31/2021	
4/1/2021	
8/16/2021	
8/18/2021	658
8/25/2021	
2/9/2022	
2/10/2022	
2/11/2022	782
2/16/2022	
7/26/2022	
7/27/2022	944
7/28/2022	
8/3/2022	

Time Series

Constituent: Total Dissolved Solids (mg/L) Analysis Run 11/18/2022 2:57 AM View: Constituents View

Plant Bowen Client: Southern Company Data: Bowen AP-1

	BGWC-17	BGWC-18	BGWC-19	BGWC-20	BGWC-21	BGWC-22	BGWC-23	BGWC-24	BGWC-25
6/7/2016	360								
6/8/2016		390	340	1000	260	2000			170
6/9/2016							1900	5200	
8/11/2016	340								
8/12/2016		310	326	1100					
8/15/2016									161
8/18/2016					239	1960	1600	4200	
10/7/2016	533	823	621						
10/10/2016				1110	239	2130	1640	3850	196
12/6/2016	413	560							
12/7/2016			269	1100			1770	2720	
12/8/2016					255	2200			209
1/23/2017									
2/7/2017									
2/16/2017	434	364	488						
2/17/2017				1160	236	2200			
2/20/2017							1720	4200	251
3/27/2017									
4/17/2017									
4/19/2017	415	337	396	1180	247		1800	4680	
4/20/2017						2330			324
5/22/2017									
5/30/2017	391								
6/1/2017		215	266	1130	185				177
6/5/2017						2530	2050	5660	
7/11/2017									
7/14/2017	391	281	325						
7/17/2017							1810	5080	238
7/18/2017				1160	219				
7/19/2017						2650			
8/23/2017									
10/10/2017									
10/11/2017	403	334	287	1050			1780	4920	199
10/12/2017					245	2500			
6/13/2018				1060			2020	4180	
6/14/2018	395	290			231	2380			225
6/15/2018			280						
10/17/2018	446								
10/18/2018		325							
10/19/2018			321		236				
10/22/2018				1150		2490	1880	4300	218
4/2/2019	321	258							
4/3/2019			259	1090	244	2180	1990	13 (J)	
4/4/2019									196
9/26/2019	550	470	428	1210					
9/27/2019						3260	2540		
9/30/2019					256			4430	220
2/25/2020						1930			
2/26/2020									
3/19/2020	324								
3/20/2020		255	243		253	2200			
3/23/2020				1220			2800		

Time Series

Constituent: Total Dissolved Solids (mg/L) Analysis Run 11/18/2022 2:57 AM View: Constituents View

Plant Bowen Client: Southern Company Data: Bowen AP-1

	BGWC-17	BGWC-18	BGWC-19	BGWC-20	BGWC-21	BGWC-22	BGWC-23	BGWC-24	BGWC-25
3/24/2020									213
3/25/2020								4140	
9/24/2020	481	310			243	3490	3160		
9/25/2020								5020	
9/28/2020			243	1060					223
3/24/2021	374	240							
3/25/2021									
3/26/2021			205				2690	3070	215
3/29/2021				1100	198	2430			
8/19/2021	384	252							235
8/20/2021			204	1300	213				
8/23/2021						3660	3140	4300	
2/11/2022	392								
2/14/2022							3350		
2/15/2022						3340		3890	
2/16/2022		253	288	1180	235				235
7/27/2022	438	307	338	1370					231
7/28/2022					259				
8/1/2022							2780		
8/2/2022						3440		334	
10/21/2022								1610	

Time Series

Constituent: Total Dissolved Solids (mg/L) Analysis Run 11/18/2022 2:57 AM View: Constituents View

Plant Bowen Client: Southern Company Data: Bowen AP-1

	BGWC-30
6/7/2016	
6/8/2016	
6/9/2016	
8/11/2016	
8/12/2016	
8/15/2016	
8/18/2016	
10/7/2016	
10/10/2016	
12/6/2016	
12/7/2016	
12/8/2016	
1/23/2017	2060
2/7/2017	1860
2/16/2017	
2/17/2017	
2/20/2017	
3/27/2017	2440
4/17/2017	2180
4/19/2017	
4/20/2017	
5/22/2017	2470
5/30/2017	
6/1/2017	
6/5/2017	2780
7/11/2017	2580
7/14/2017	
7/17/2017	
7/18/2017	
7/19/2017	
8/23/2017	2400
10/10/2017	1990
10/11/2017	
10/12/2017	
6/13/2018	
6/14/2018	
6/15/2018	1190
10/17/2018	
10/18/2018	
10/19/2018	
10/22/2018	1070
4/2/2019	773
4/3/2019	
4/4/2019	
9/26/2019	
9/27/2019	629
9/30/2019	
2/25/2020	
2/26/2020	523
3/19/2020	
3/20/2020	
3/23/2020	613

Time Series

Constituent: Total Dissolved Solids (mg/L) Analysis Run 11/18/2022 2:57 AM View: Constituents View

Plant Bowen Client: Southern Company Data: Bowen AP-1

	BGWC-30
3/24/2020	
3/25/2020	
9/24/2020	
9/25/2020	482
9/28/2020	
3/24/2021	
3/25/2021	358
3/26/2021	
3/29/2021	
8/19/2021	682
8/20/2021	
8/23/2021	
2/11/2022	
2/14/2022	618
2/15/2022	
2/16/2022	
7/27/2022	
7/28/2022	
8/1/2022	582
8/2/2022	
10/21/2022	

Time Series

Constituent: Total Dissolved Solids (mg/L) Analysis Run 11/18/2022 2:57 AM View: Constituents View

Plant Bowen Client: Southern Company Data: Bowen AP-1

	BGWC-31	BGWC-32	BGWC-34D	BGWC-35D	BGWC-36D	BGWC-37D	BGWC-38D	BGWC-39	BGWC-40
10/17/2018					1200				
10/18/2018	501								
10/19/2018			450						
10/22/2018		1140		1810					
4/2/2019					976				
4/4/2019	350		419	1930					
4/5/2019		1160							
9/24/2019	419		442						
9/26/2019		1410		2240					
9/27/2019					1030				
11/15/2019		1540							
12/13/2019								2550	
12/16/2019									753
2/25/2020				1820		840			
2/26/2020					650				
2/27/2020							1230		
3/23/2020	395				714				
3/24/2020		995	451			628	1610	787	
3/25/2020				1240					783
5/4/2020									
9/2/2020							982		
9/25/2020		1690		880		594			
9/28/2020	405		466		938				
9/29/2020								2520	908
3/25/2021					902				
3/26/2021				2220		496			
3/29/2021	352						702		
3/30/2021		1030	346						582
3/31/2021								1060	
8/19/2021							808		
8/20/2021	419			2040		530			
8/23/2021					1140				
8/24/2021			504					2420	604
8/25/2021		1340							
2/14/2022					848		926		
2/15/2022									
2/16/2022	428	1320	474					1760	776
2/17/2022				2850		570			
7/28/2022	473		540	2930		692			810
7/29/2022		1260			846				
8/2/2022							1060	2700	

Time Series

Constituent: Total Dissolved Solids (mg/L) Analysis Run 11/18/2022 2:57 AM View: Constituents View

Plant Bowen Client: Southern Company Data: Bowen AP-1

	BGWC-41D
10/17/2018	
10/18/2018	
10/19/2018	
10/22/2018	
4/2/2019	
4/4/2019	
4/5/2019	
9/24/2019	
9/26/2019	
9/27/2019	
11/15/2019	
12/13/2019	
12/16/2019	
2/25/2020	
2/26/2020	
2/27/2020	
3/23/2020	
3/24/2020	
3/25/2020	
5/4/2020	904
9/2/2020	829
9/25/2020	
9/28/2020	
9/29/2020	
3/25/2021	
3/26/2021	
3/29/2021	
3/30/2021	
3/31/2021	1010
8/19/2021	
8/20/2021	
8/23/2021	
8/24/2021	1160
8/25/2021	
2/14/2022	
2/15/2022	1140
2/16/2022	
2/17/2022	
7/28/2022	
7/29/2022	1180
8/2/2022	

Time Series

Constituent: Total Dissolved Solids (mg/L) Analysis Run 11/18/2022 2:57 AM View: Constituents View

Plant Bowen Client: Southern Company Data: Bowen AP-1

	BGWC-42D	BGWC-43D	BGWC-44D	BGWC-49D	BGWC-50D	BGWC-51	BGWC-52	BGWC-7	BGWC-8
6/6/2016									
6/7/2016									200
6/8/2016								800	
8/10/2016									228
8/11/2016								852	
10/4/2016									186
10/5/2016									
10/6/2016								906	
12/2/2016									183
12/5/2016									
12/6/2016								976	
2/14/2017									367
2/15/2017								968	
4/14/2017									184
4/17/2017									
4/18/2017								944	
5/26/2017									179
6/2/2017								910	
7/10/2017									211
7/11/2017									
7/14/2017								887	
10/10/2017									178
10/11/2017								887	
6/12/2018									217
6/13/2018								873	
10/16/2018									247
10/17/2018									
10/18/2018								876	
4/1/2019									191
4/2/2019								728	
9/24/2019								733	193
3/18/2020									193
3/19/2020								733	
5/4/2020		1680	298						
5/11/2020	470								
5/20/2020	799	1960							
9/3/2020	611	1980	312						
9/23/2020									187
9/24/2020									
9/25/2020								726	
1/28/2021						2950	1460		
3/24/2021									198
3/29/2021		700							
3/30/2021						1980	1170	570	
3/31/2021			308						
4/1/2021	502								
4/19/2021				970	270				
8/18/2021			307		264				220
8/19/2021								666	
8/20/2021	628								
8/23/2021		2890				3370	1960		
8/24/2021				1530					

Time Series

Constituent: Total Dissolved Solids (mg/L) Analysis Run 11/18/2022 2:57 AM View: Constituents View

Plant Bowen Client: Southern Company Data: Bowen AP-1

	BGWC-42D	BGWC-43D	BGWC-44D	BGWC-49D	BGWC-50D	BGWC-51	BGWC-52	BGWC-7	BGWC-8
2/9/2022			347		377				
2/10/2022									259
2/11/2022								618	
2/14/2022						632	321		
2/15/2022		1620							
2/17/2022	658			1620					
7/26/2022			344		409				196
7/28/2022	628						236	732	
8/1/2022		1850		1330		502			

Time Series

Constituent: Total Dissolved Solids (mg/L) Analysis Run 11/18/2022 2:57 AM View: Constituents View

Plant Bowen Client: Southern Company Data: Bowen AP-1

	BGWC-9
6/6/2016	320
6/7/2016	
6/8/2016	
8/10/2016	
8/11/2016	361
10/4/2016	
10/5/2016	376
10/6/2016	
12/2/2016	
12/5/2016	426
12/6/2016	
2/14/2017	
2/15/2017	452
4/14/2017	
4/17/2017	388
4/18/2017	
5/26/2017	423
6/2/2017	
7/10/2017	
7/11/2017	387
7/14/2017	
10/10/2017	376
10/11/2017	
6/12/2018	348
6/13/2018	
10/16/2018	
10/17/2018	377
10/18/2018	
4/1/2019	326
4/2/2019	
9/24/2019	325
3/18/2020	
3/19/2020	306
5/4/2020	
5/11/2020	
5/20/2020	
9/3/2020	
9/23/2020	
9/24/2020	322
9/25/2020	
1/28/2021	
3/24/2021	294
3/29/2021	
3/30/2021	
3/31/2021	
4/1/2021	
4/19/2021	
8/18/2021	307
8/19/2021	
8/20/2021	
8/23/2021	
8/24/2021	

Time Series

Constituent: Total Dissolved Solids (mg/L) Analysis Run 11/18/2022 2:57 AM View: Constituents View

Plant Bowen Client: Southern Company Data: Bowen AP-1

	BGWC-9
2/9/2022	
2/10/2022	304
2/11/2022	
2/14/2022	
2/15/2022	
2/17/2022	
7/26/2022	349
7/28/2022	
8/1/2022	

FIGURE B.

Sanitas™ v.9.6.35 . UG

Box & Whiskers Plot

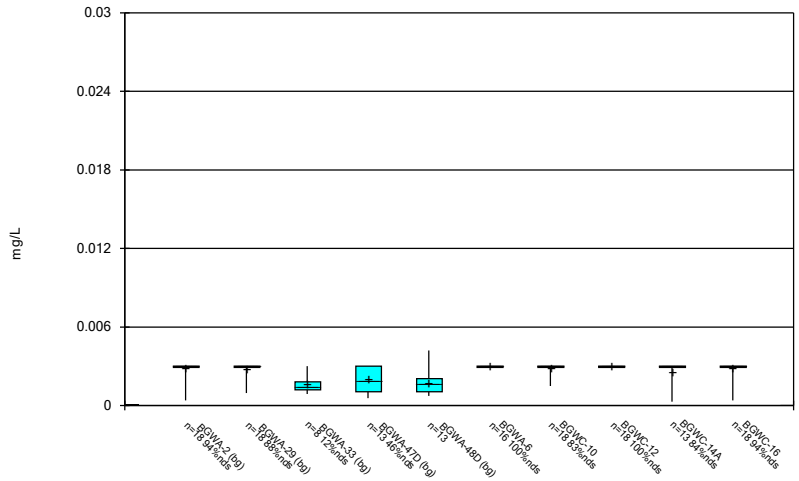

Constituent: Antimony Analysis Run 11/18/2022 2:58 AM View: Constituents View

Plant Bowen Client: Southern Company Data: Bowen AP-1

Sanitas™ v.9.6.35 . UG

Box & Whiskers Plot

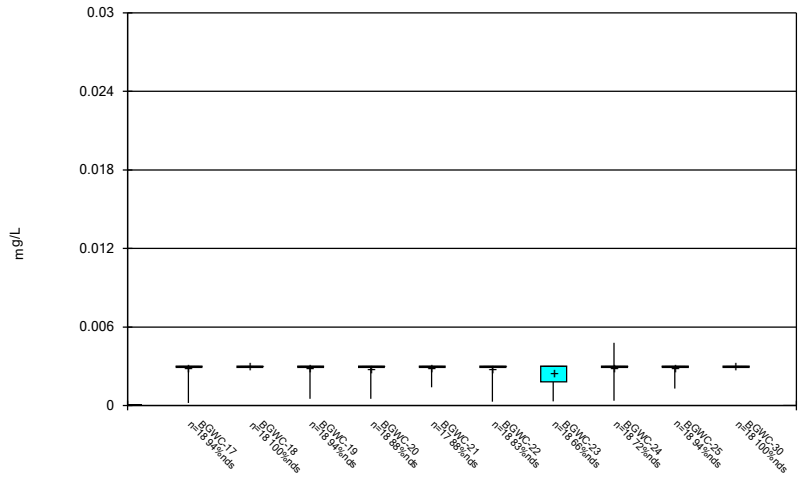

Constituent: Antimony Analysis Run 11/18/2022 2:58 AM View: Constituents View

Plant Bowen Client: Southern Company Data: Bowen AP-1

Sanitas™ v.9.6.35 . UG

Box & Whiskers Plot

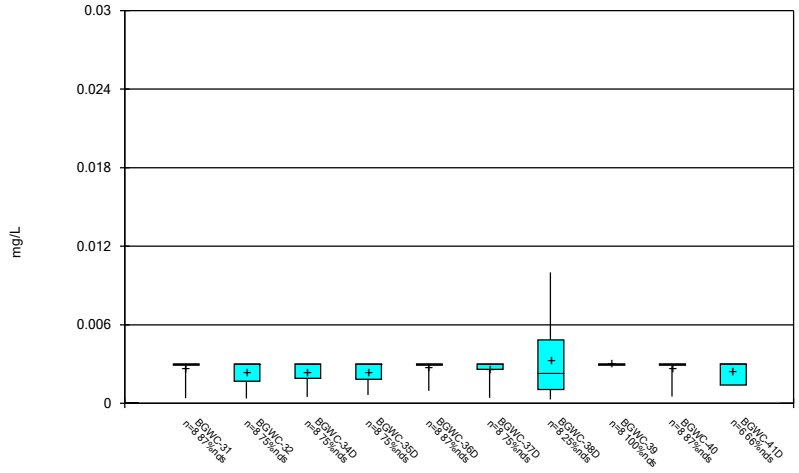

Constituent: Antimony Analysis Run 11/18/2022 2:58 AM View: Constituents View

Plant Bowen Client: Southern Company Data: Bowen AP-1

Sanitas™ v.9.6.35 . UG

Box & Whiskers Plot

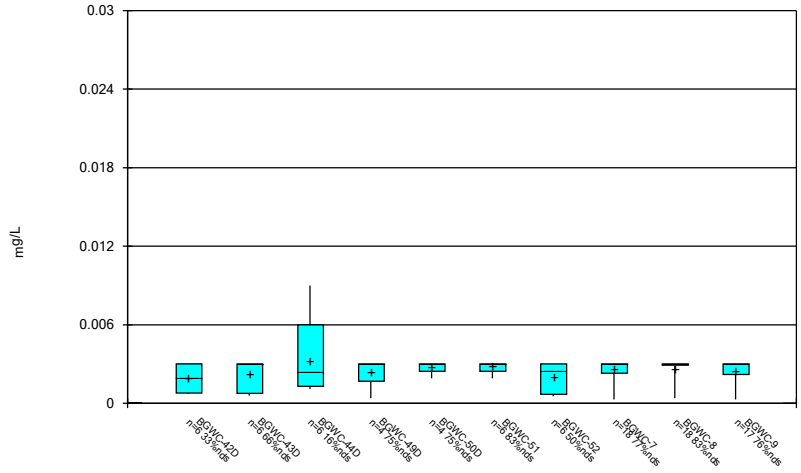

Constituent: Antimony Analysis Run 11/18/2022 2:58 AM View: Constituents View

Plant Bowen Client: Southern Company Data: Bowen AP-1

Sanitas™ v.9.6.35 . UG

Box & Whiskers Plot

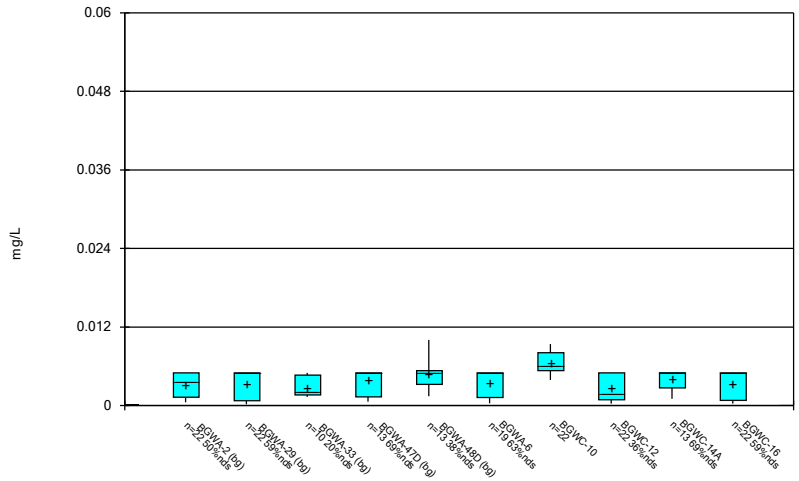

Constituent: Arsenic Analysis Run 11/18/2022 2:58 AM View: Constituents View

Plant Bowen Client: Southern Company Data: Bowen AP-1

Sanitas™ v.9.6.35 . UG

Box & Whiskers Plot

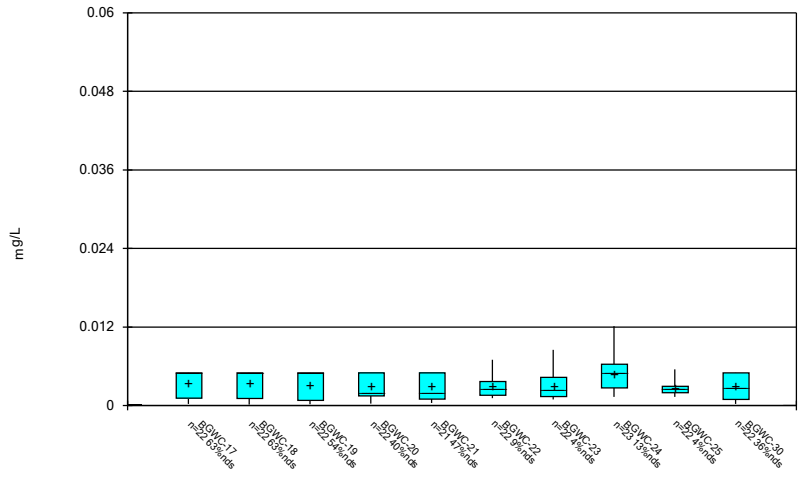

Constituent: Arsenic Analysis Run 11/18/2022 2:58 AM View: Constituents View

Plant Bowen Client: Southern Company Data: Bowen AP-1

Sanitas™ v.9.6.35 . UG

Box & Whiskers Plot

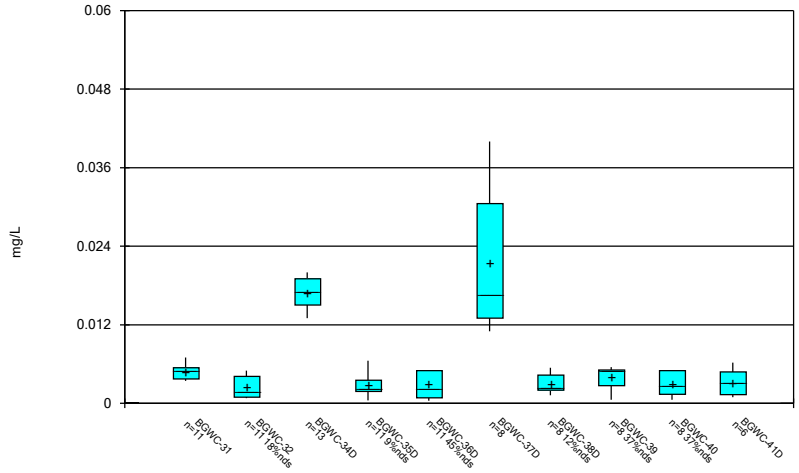

Constituent: Arsenic Analysis Run 11/18/2022 2:58 AM View: Constituents View

Plant Bowen Client: Southern Company Data: Bowen AP-1

Sanitas™ v.9.6.35 . UG

Box & Whiskers Plot

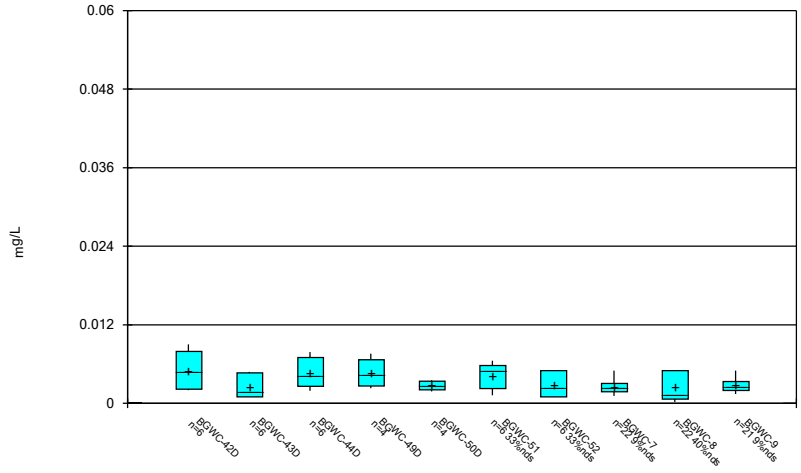

Constituent: Arsenic Analysis Run 11/18/2022 2:58 AM View: Constituents View

Plant Bowen Client: Southern Company Data: Bowen AP-1

Sanitas™ v.9.6.35 . UG

Box & Whiskers Plot

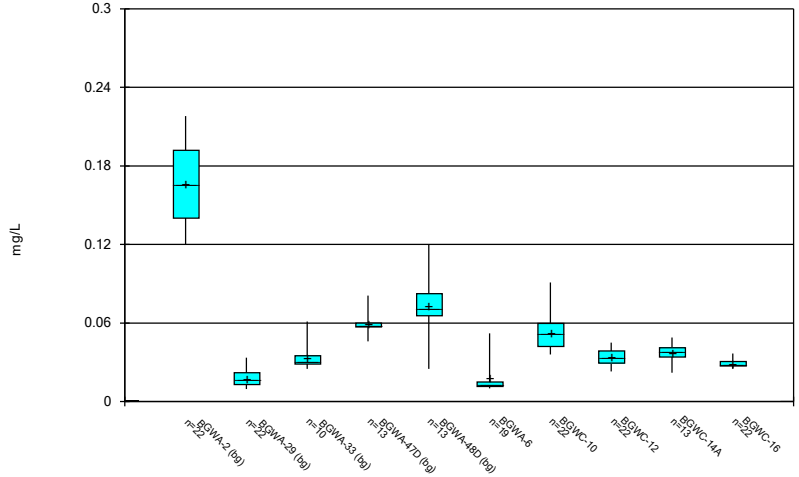

Constituent: Barium Analysis Run 11/18/2022 2:58 AM View: Constituents View

Plant Bowen Client: Southern Company Data: Bowen AP-1

Sanitas™ v.9.6.35 . UG

Box & Whiskers Plot

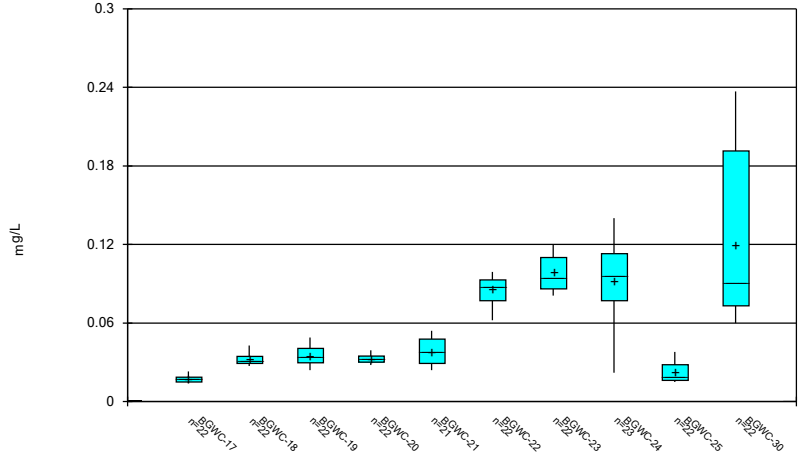

Constituent: Barium Analysis Run 11/18/2022 2:58 AM View: Constituents View

Plant Bowen Client: Southern Company Data: Bowen AP-1

Sanitas™ v.9.6.35 . UG

Box & Whiskers Plot

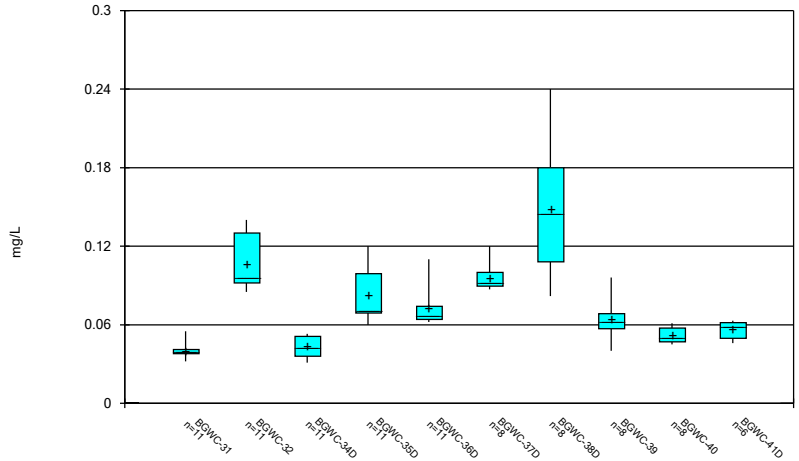

Constituent: Barium Analysis Run 11/18/2022 2:58 AM View: Constituents View

Plant Bowen Client: Southern Company Data: Bowen AP-1

Sanitas™ v.9.6.35 . UG

Box & Whiskers Plot

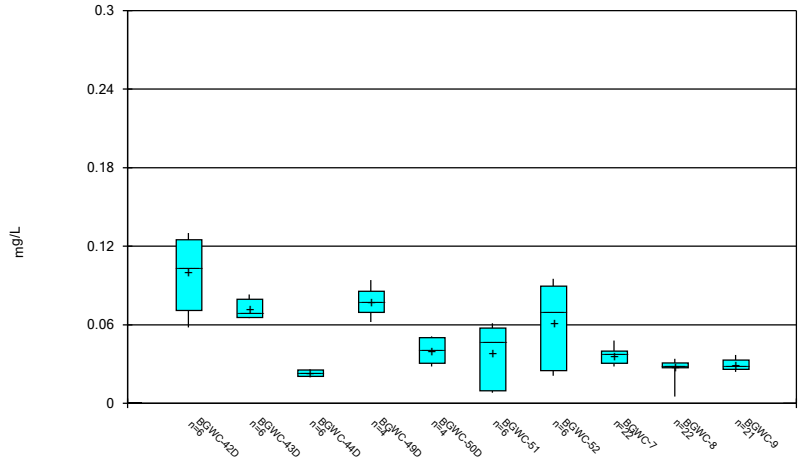

Constituent: Barium Analysis Run 11/18/2022 2:58 AM View: Constituents View

Plant Bowen Client: Southern Company Data: Bowen AP-1

Sanitas™ v.9.6.35 . UG

Box & Whiskers Plot

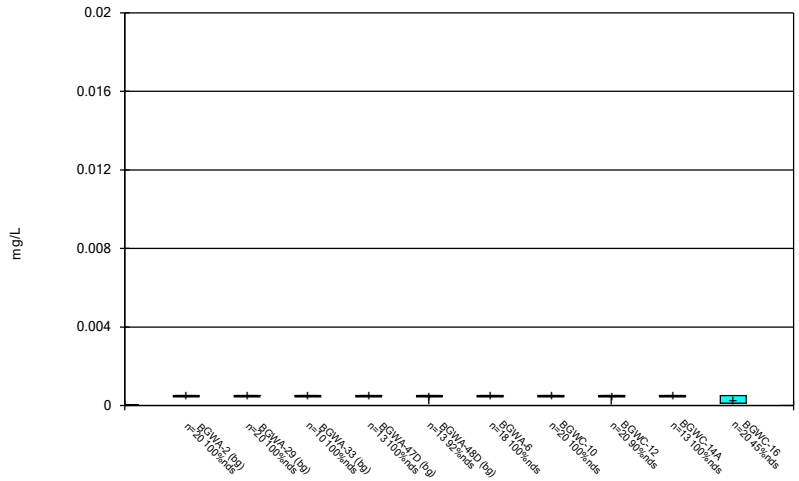

Constituent: Beryllium Analysis Run 11/18/2022 2:58 AM View: Constituents View

Plant Bowen Client: Southern Company Data: Bowen AP-1

Sanitas™ v.9.6.35 . UG

Box & Whiskers Plot

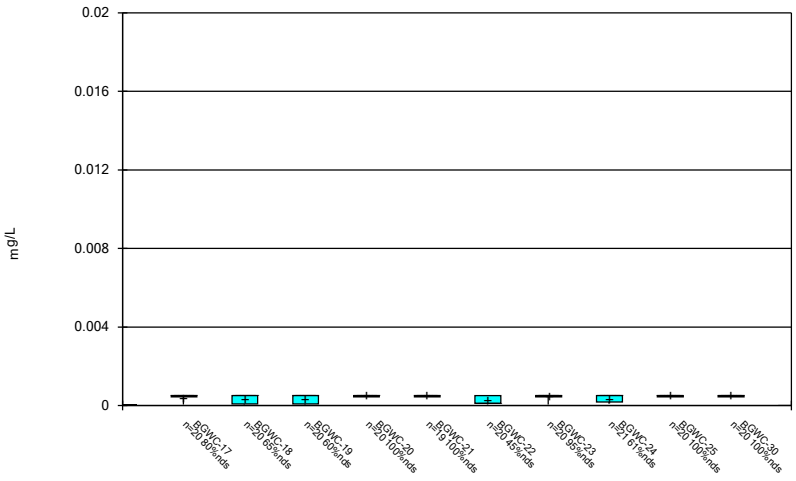

Constituent: Beryllium Analysis Run 11/18/2022 2:58 AM View: Constituents View

Plant Bowen Client: Southern Company Data: Bowen AP-1

Sanitas™ v.9.6.35 . UG

Box & Whiskers Plot

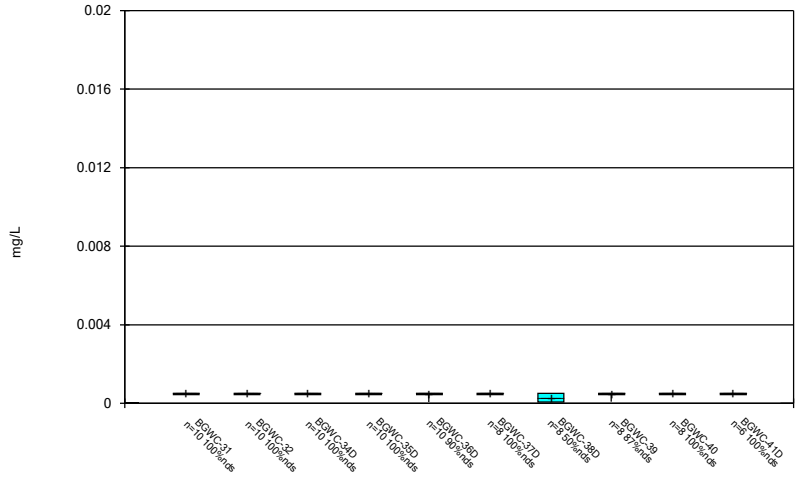

Constituent: Beryllium Analysis Run 11/18/2022 2:58 AM View: Constituents View

Plant Bowen Client: Southern Company Data: Bowen AP-1

Sanitas™ v.9.6.35 . UG

Box & Whiskers Plot

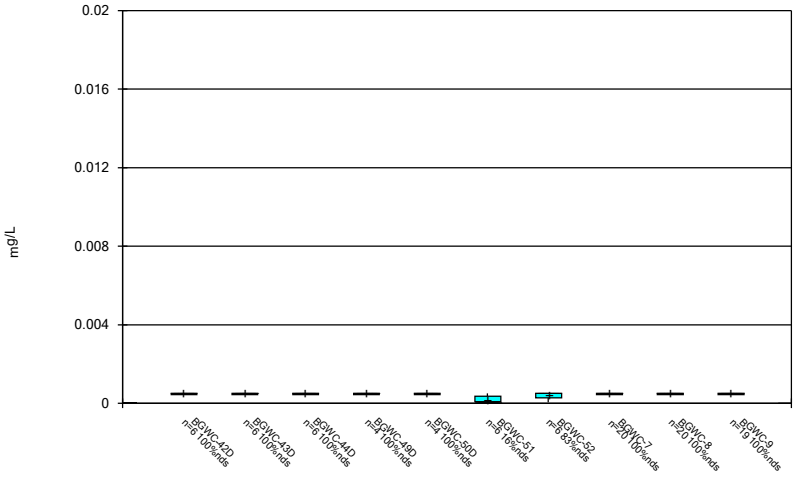

Constituent: Beryllium Analysis Run 11/18/2022 2:58 AM View: Constituents View

Plant Bowen Client: Southern Company Data: Bowen AP-1

Sanitas™ v.9.6.35 . UG

Box & Whiskers Plot

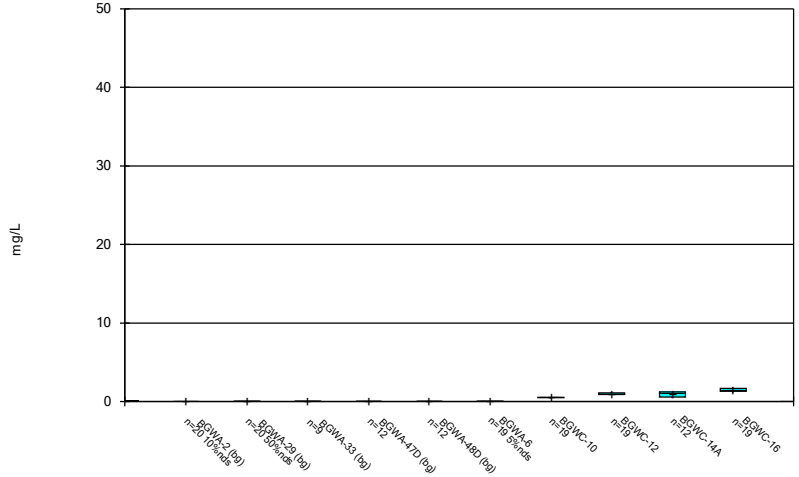

Constituent: Boron Analysis Run 11/18/2022 2:58 AM View: Constituents View

Plant Bowen Client: Southern Company Data: Bowen AP-1

Sanitas™ v.9.6.35 . UG

Box & Whiskers Plot

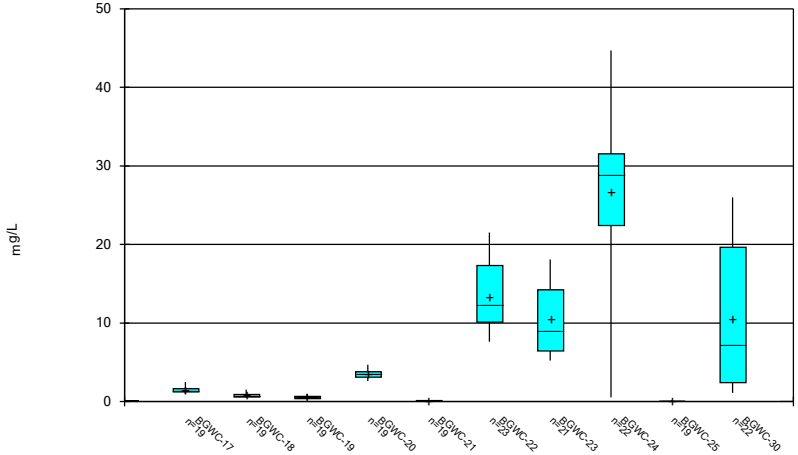

Constituent: Boron Analysis Run 11/18/2022 2:58 AM View: Constituents View

Plant Bowen Client: Southern Company Data: Bowen AP-1

Sanitas™ v.9.6.35 . UG

Box & Whiskers Plot

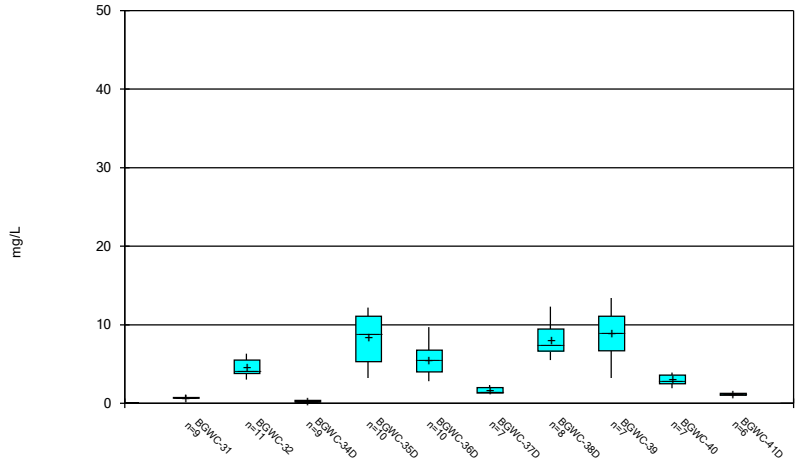

Constituent: Boron Analysis Run 11/18/2022 2:58 AM View: Constituents View

Plant Bowen Client: Southern Company Data: Bowen AP-1

Sanitas™ v.9.6.35 . UG

Box & Whiskers Plot

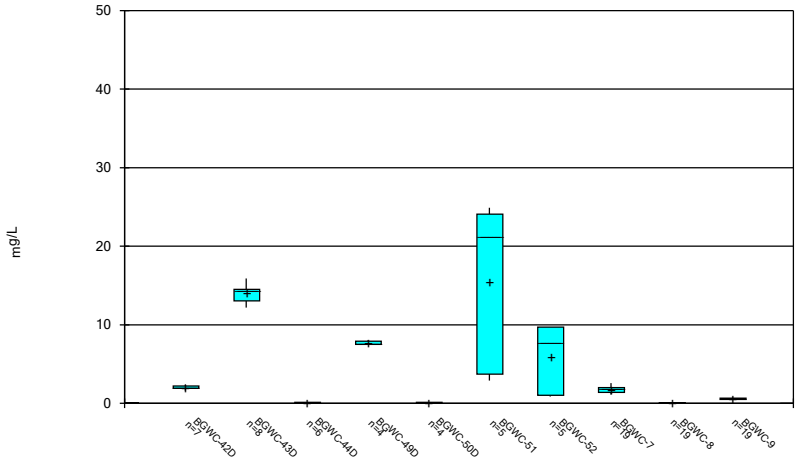

Constituent: Boron Analysis Run 11/18/2022 2:58 AM View: Constituents View

Plant Bowen Client: Southern Company Data: Bowen AP-1

Sanitas™ v.9.6.35 . UG

Box & Whiskers Plot

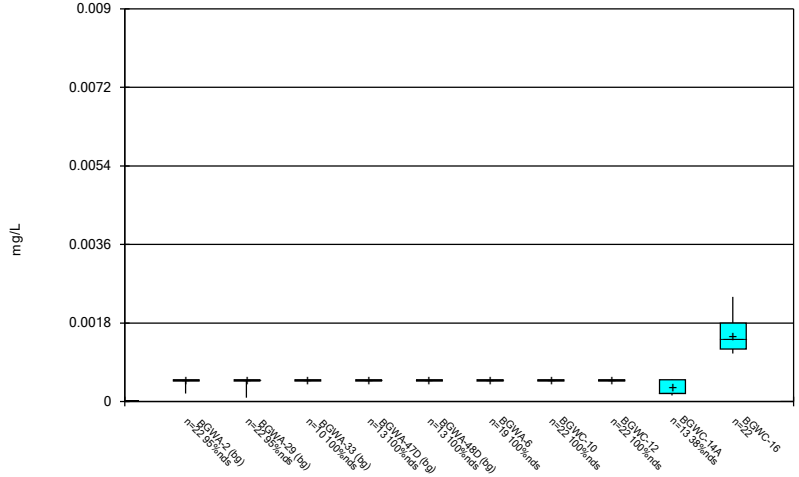

Constituent: Cadmium Analysis Run 11/18/2022 2:58 AM View: Constituents View

Plant Bowen Client: Southern Company Data: Bowen AP-1

Sanitas™ v.9.6.35 . UG

Box & Whiskers Plot

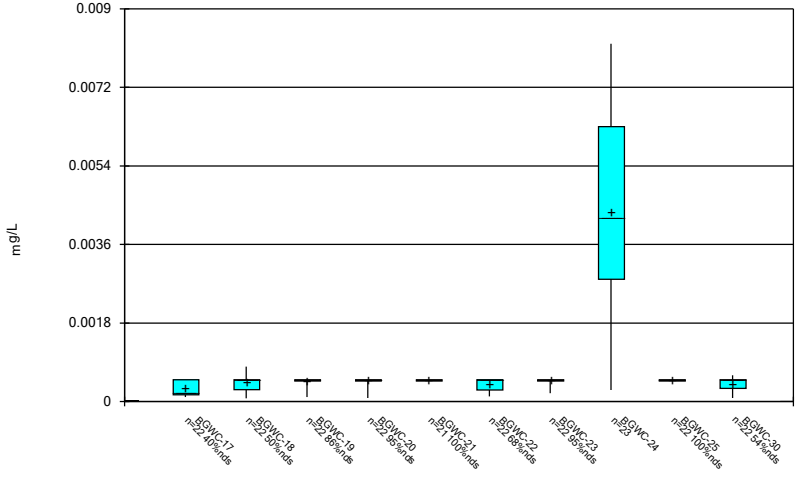

Constituent: Cadmium Analysis Run 11/18/2022 2:58 AM View: Constituents View

Plant Bowen Client: Southern Company Data: Bowen AP-1

Sanitas™ v.9.6.35 . UG

Box & Whiskers Plot

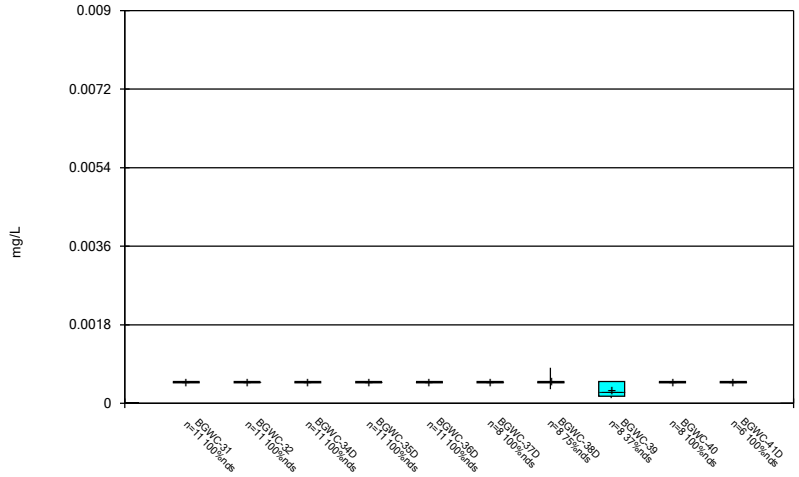

Constituent: Cadmium Analysis Run 11/18/2022 2:58 AM View: Constituents View

Plant Bowen Client: Southern Company Data: Bowen AP-1

Sanitas™ v.9.6.35 . UG

Box & Whiskers Plot

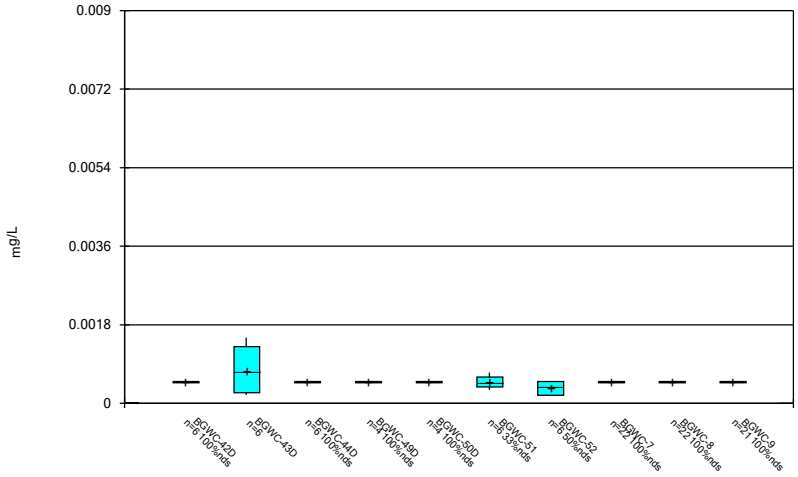

Constituent: Cadmium Analysis Run 11/18/2022 2:58 AM View: Constituents View

Plant Bowen Client: Southern Company Data: Bowen AP-1

Sanitas™ v.9.6.35 . UG

Box & Whiskers Plot

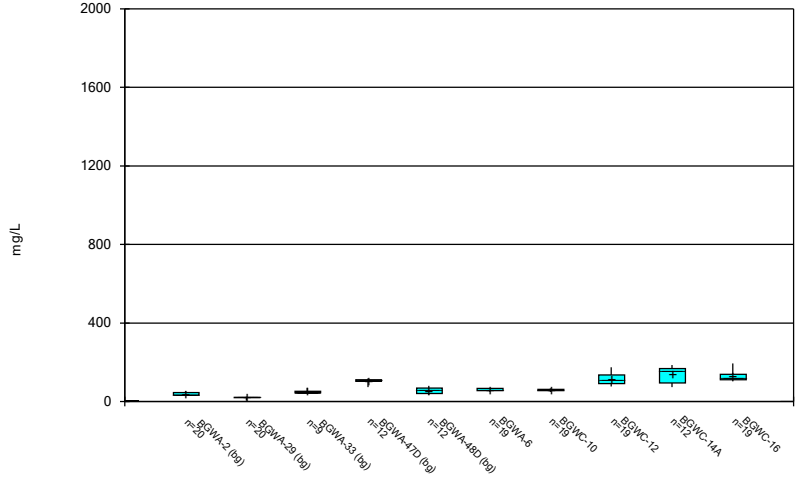

Constituent: Calcium Analysis Run 11/18/2022 2:58 AM View: Constituents View

Plant Bowen Client: Southern Company Data: Bowen AP-1

Sanitas™ v.9.6.35 . UG

Box & Whiskers Plot

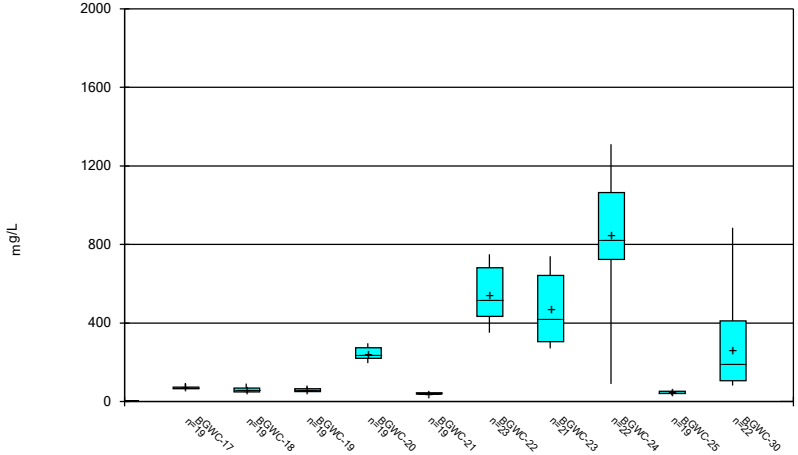

Constituent: Calcium Analysis Run 11/18/2022 2:58 AM View: Constituents View

Plant Bowen Client: Southern Company Data: Bowen AP-1

Sanitas™ v.9.6.35 . UG

Box & Whiskers Plot

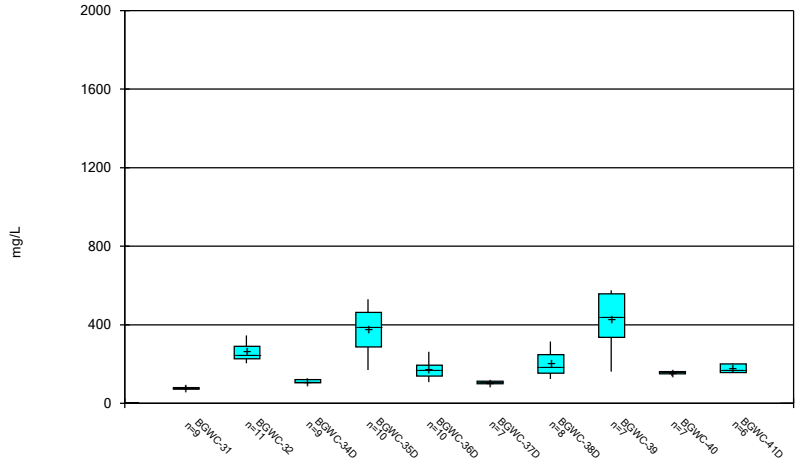

Constituent: Calcium Analysis Run 11/18/2022 2:58 AM View: Constituents View

Plant Bowen Client: Southern Company Data: Bowen AP-1

Sanitas™ v.9.6.35 . UG

Box & Whiskers Plot

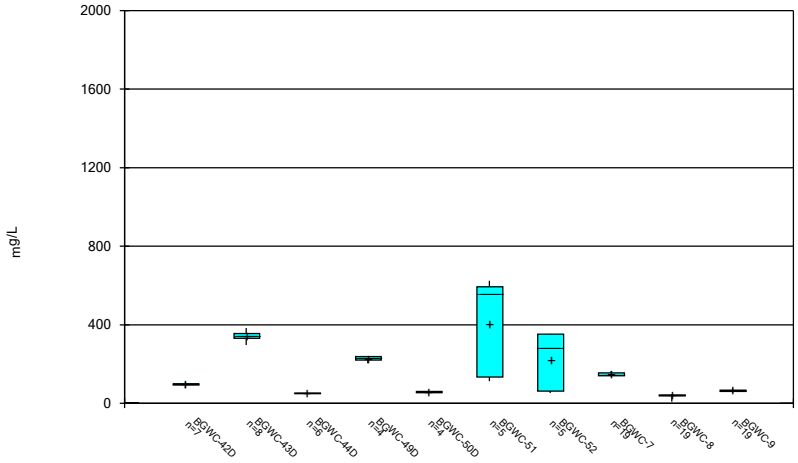

Constituent: Calcium Analysis Run 11/18/2022 2:58 AM View: Constituents View

Plant Bowen Client: Southern Company Data: Bowen AP-1

Sanitas™ v.9.6.35 . UG

Box & Whiskers Plot

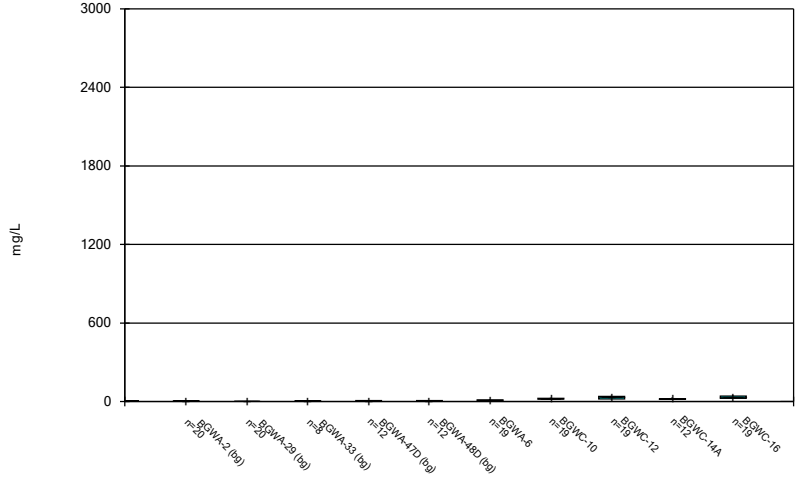

Constituent: Chloride Analysis Run 11/18/2022 2:58 AM View: Constituents View

Plant Bowen Client: Southern Company Data: Bowen AP-1

Sanitas™ v.9.6.35 . UG

Box & Whiskers Plot

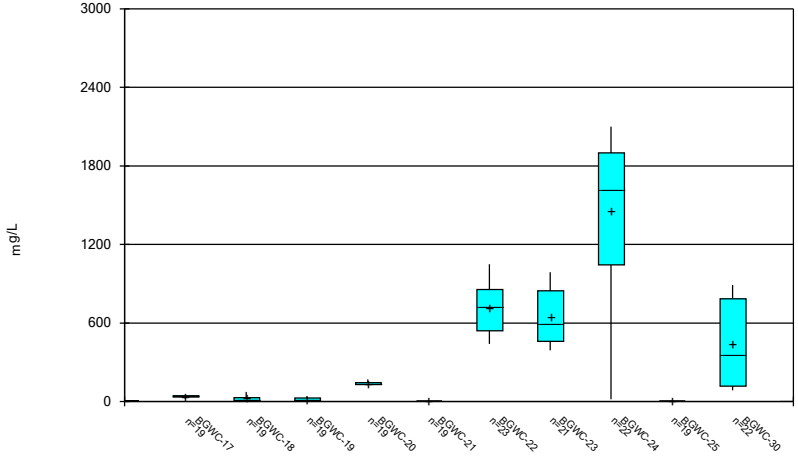

Constituent: Chloride Analysis Run 11/18/2022 2:58 AM View: Constituents View

Plant Bowen Client: Southern Company Data: Bowen AP-1

Sanitas™ v.9.6.35 . UG

Box & Whiskers Plot

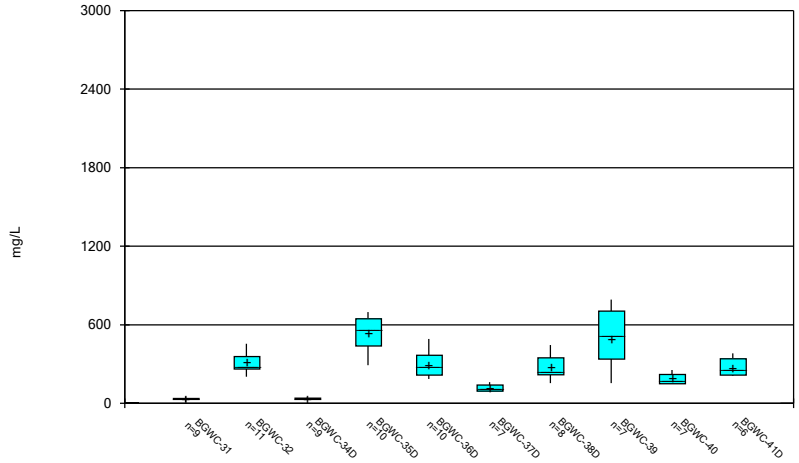

Constituent: Chloride Analysis Run 11/18/2022 2:58 AM View: Constituents View

Plant Bowen Client: Southern Company Data: Bowen AP-1

Sanitas™ v.9.6.35 . UG

Box & Whiskers Plot

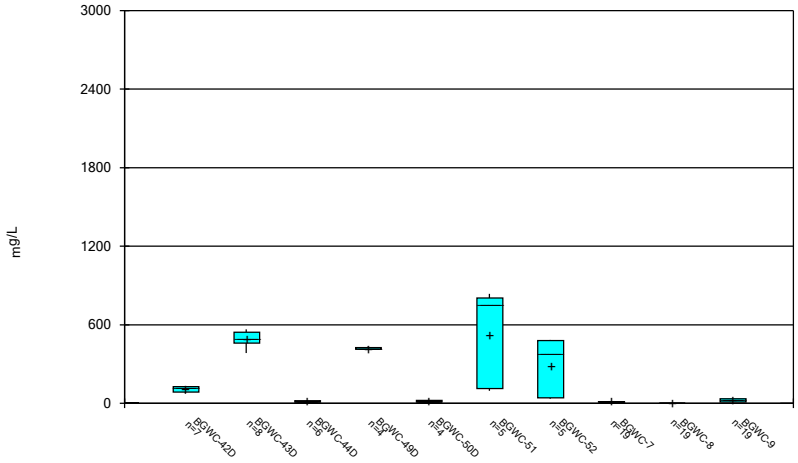

Constituent: Chloride Analysis Run 11/18/2022 2:58 AM View: Constituents View

Plant Bowen Client: Southern Company Data: Bowen AP-1

Sanitas™ v.9.6.35 . UG

Box & Whiskers Plot

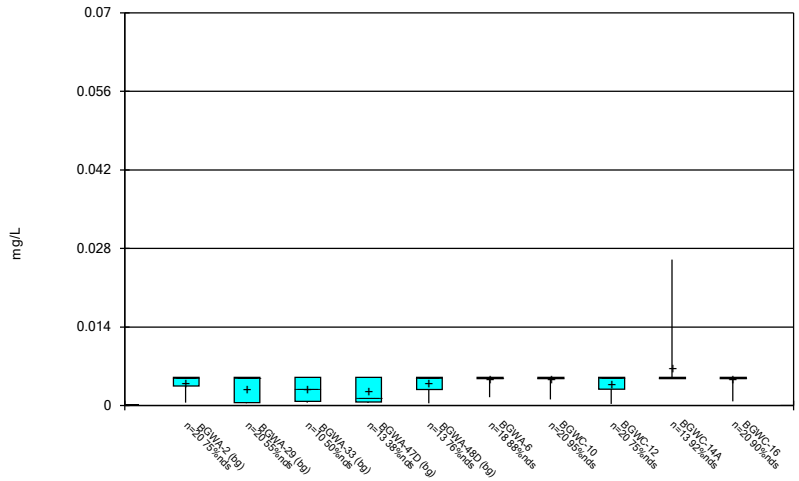

Constituent: Chromium Analysis Run 11/18/2022 2:58 AM View: Constituents View

Plant Bowen Client: Southern Company Data: Bowen AP-1

Sanitas™ v.9.6.35 . UG

Box & Whiskers Plot

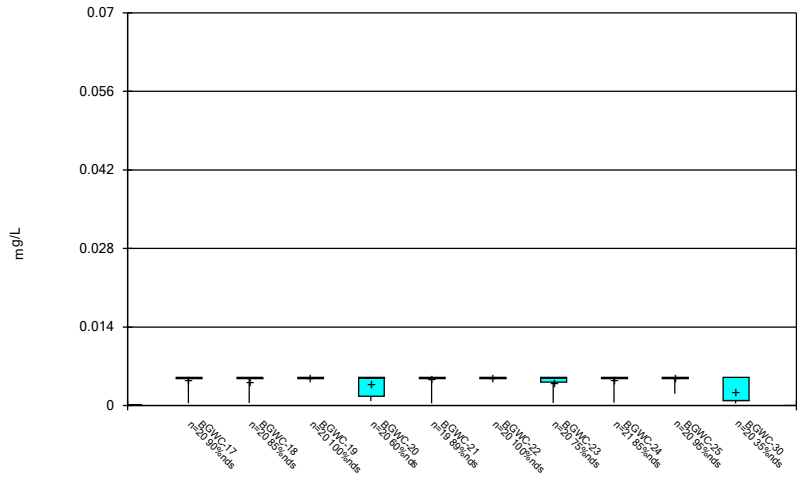

Constituent: Chromium Analysis Run 11/18/2022 2:58 AM View: Constituents View

Plant Bowen Client: Southern Company Data: Bowen AP-1

Sanitas™ v.9.6.35 . UG

Box & Whiskers Plot

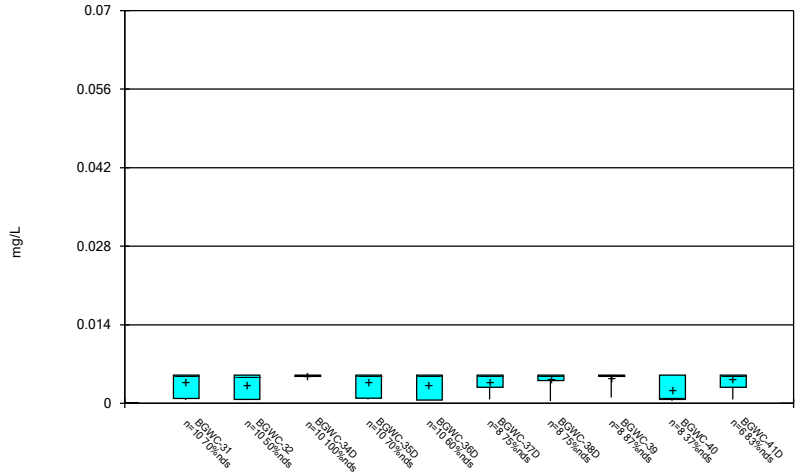

Constituent: Chromium Analysis Run 11/18/2022 2:58 AM View: Constituents View

Plant Bowen Client: Southern Company Data: Bowen AP-1

Sanitas™ v.9.6.35 . UG

Box & Whiskers Plot

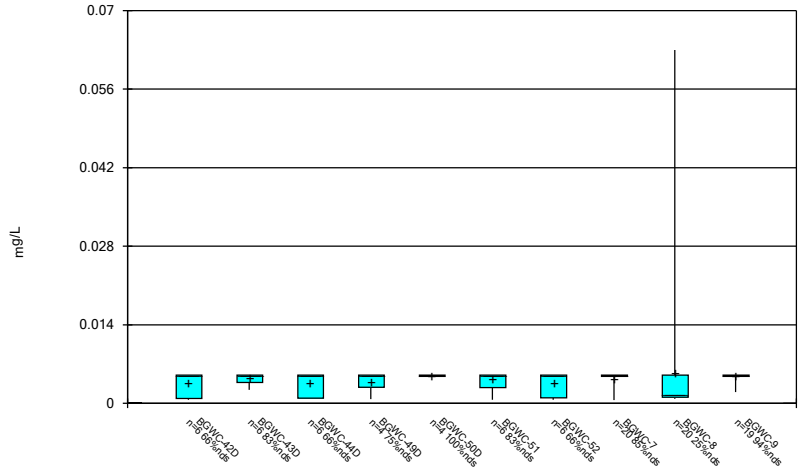

Constituent: Chromium Analysis Run 11/18/2022 2:58 AM View: Constituents View

Plant Bowen Client: Southern Company Data: Bowen AP-1

Sanitas™ v.9.6.35 . UG

Box & Whiskers Plot

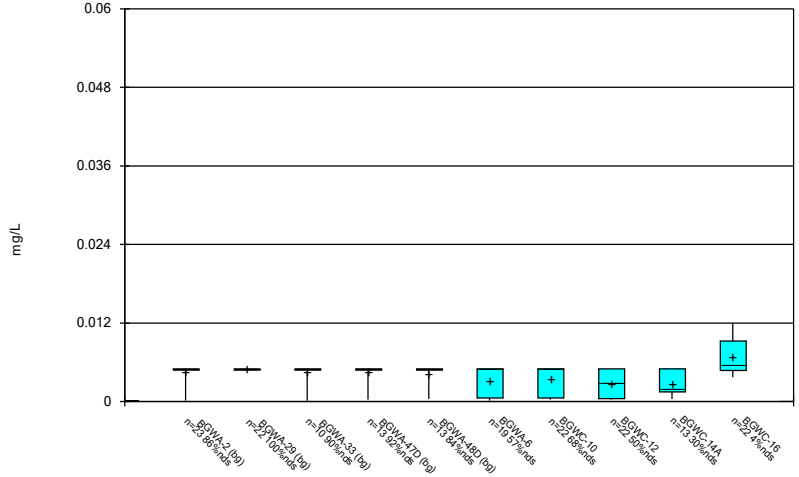

Constituent: Cobalt Analysis Run 11/18/2022 2:58 AM View: Constituents View

Plant Bowen Client: Southern Company Data: Bowen AP-1

Sanitas™ v.9.6.35 . UG

Box & Whiskers Plot

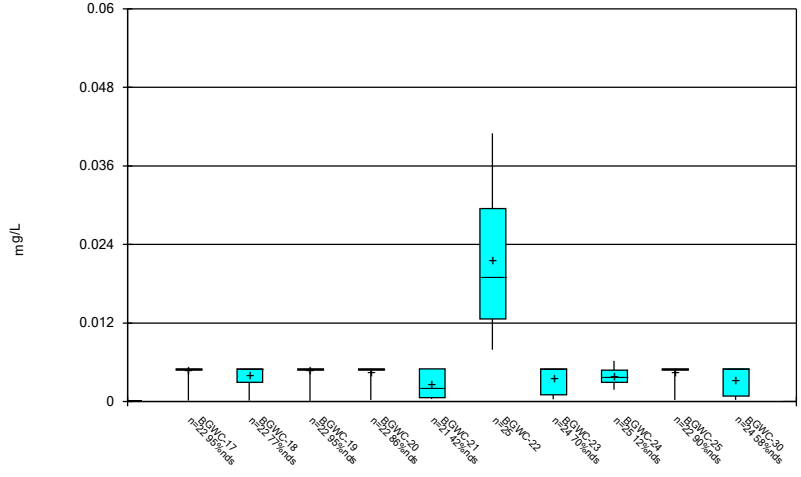

Constituent: Cobalt Analysis Run 11/18/2022 2:58 AM View: Constituents View

Plant Bowen Client: Southern Company Data: Bowen AP-1

Sanitas™ v.9.6.35 . UG

Box & Whiskers Plot

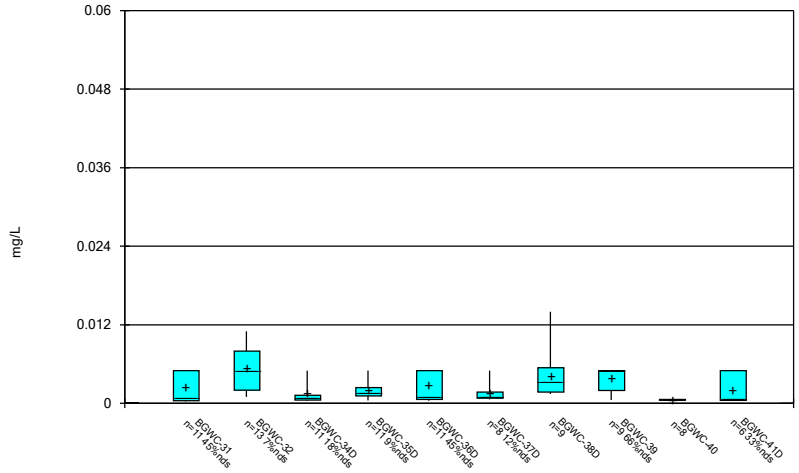

Constituent: Cobalt Analysis Run 11/18/2022 2:58 AM View: Constituents View

Plant Bowen Client: Southern Company Data: Bowen AP-1

Sanitas™ v.9.6.35 . UG

Box & Whiskers Plot

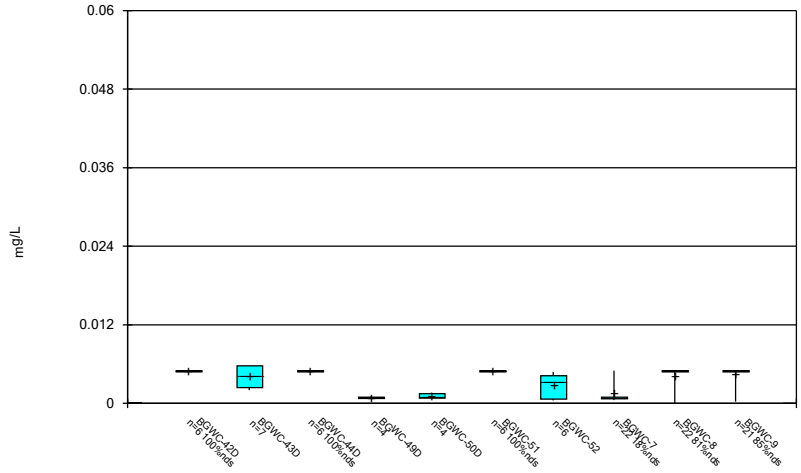

Constituent: Cobalt Analysis Run 11/18/2022 2:58 AM View: Constituents View

Plant Bowen Client: Southern Company Data: Bowen AP-1

Sanitas™ v.9.6.35 . UG

Box & Whiskers Plot

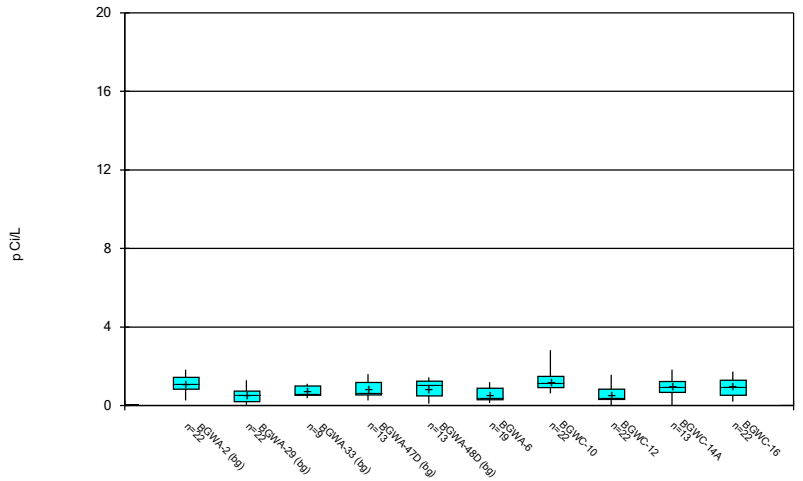

Constituent: Combined Radium 226 + 228 Analysis Run 11/18/2022 2:58 AM View: Constituents View

Plant Bowen Client: Southern Company Data: Bowen AP-1

Sanitas™ v.9.6.35 . UG

Box & Whiskers Plot

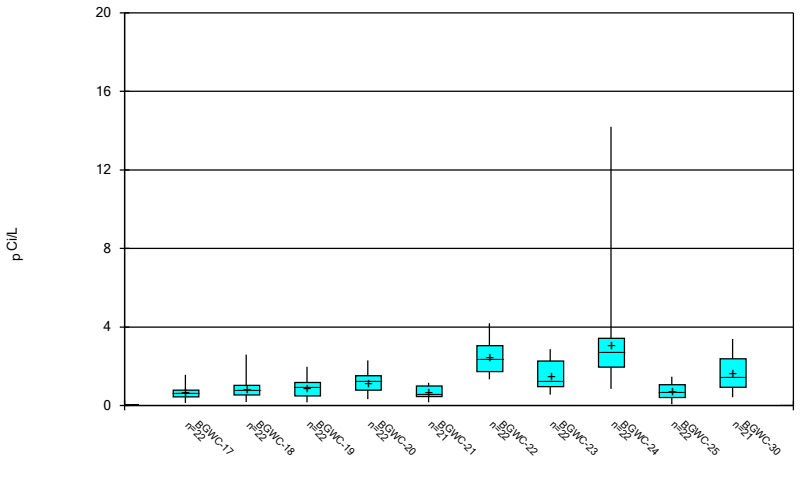

Constituent: Combined Radium 226 + 228 Analysis Run 11/18/2022 2:58 AM View: Constituents View

Plant Bowen Client: Southern Company Data: Bowen AP-1

Sanitas™ v.9.6.35 . UG

Box & Whiskers Plot

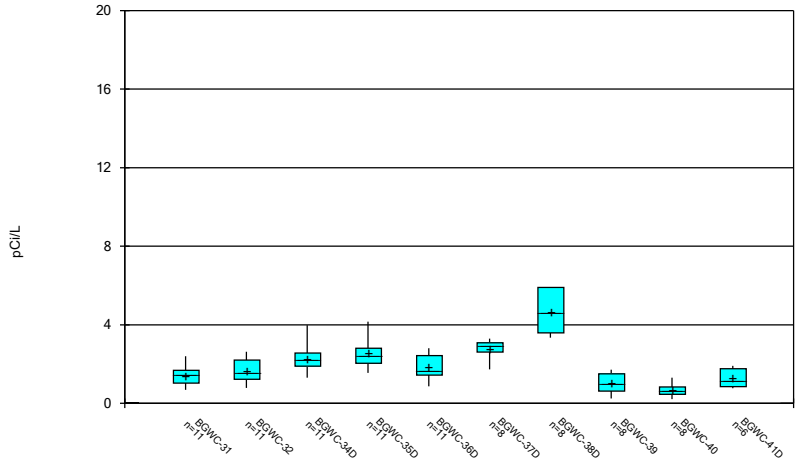

Constituent: Combined Radium 226 + 228 Analysis Run 11/18/2022 2:58 AM View: Constituents View

Plant Bowen Client: Southern Company Data: Bowen AP-1

Sanitas™ v.9.6.35 . UG

Box & Whiskers Plot

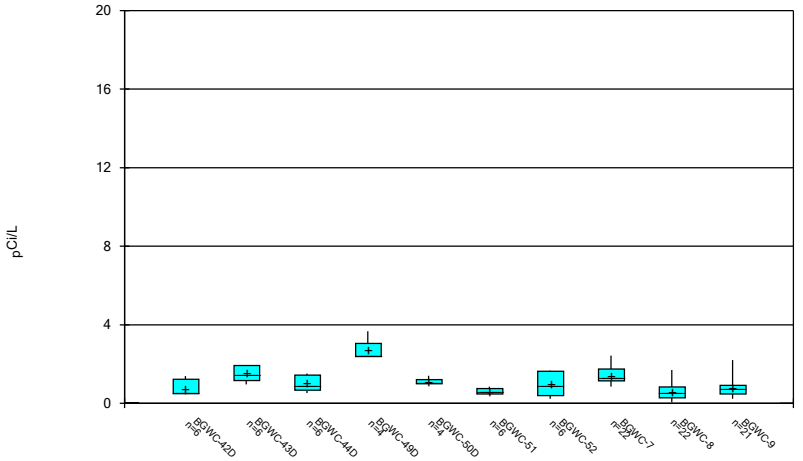

Constituent: Combined Radium 226 + 228 Analysis Run 11/18/2022 2:58 AM View: Constituents View

Plant Bowen Client: Southern Company Data: Bowen AP-1

Sanitas™ v.9.6.35 . UG

Box & Whiskers Plot

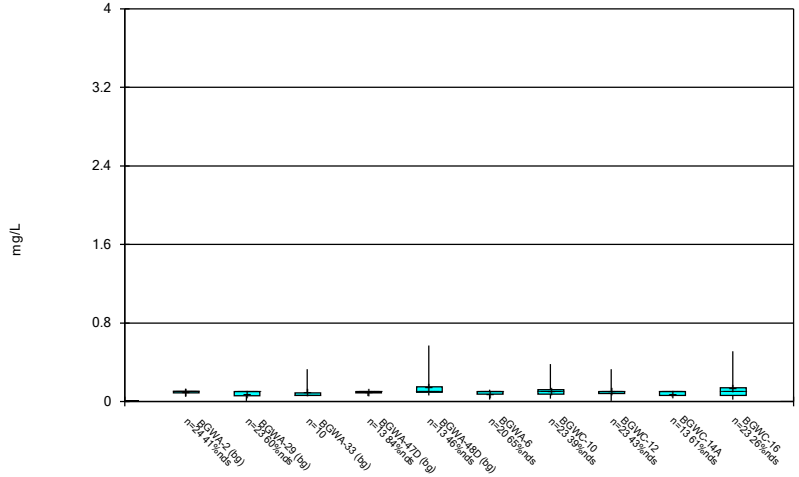

Constituent: Fluoride Analysis Run 11/18/2022 2:58 AM View: Constituents View

Plant Bowen Client: Southern Company Data: Bowen AP-1

Sanitas™ v.9.6.35 . UG

Box & Whiskers Plot

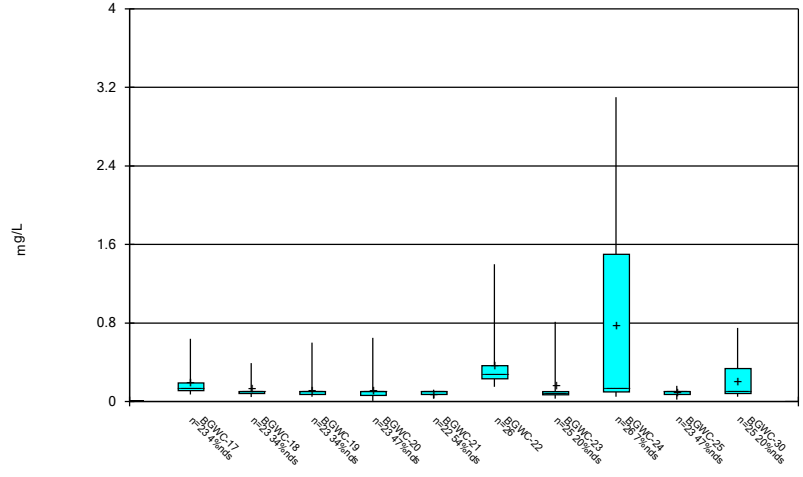

Constituent: Fluoride Analysis Run 11/18/2022 2:58 AM View: Constituents View

Plant Bowen Client: Southern Company Data: Bowen AP-1

Sanitas™ v.9.6.35 . UG

Box & Whiskers Plot

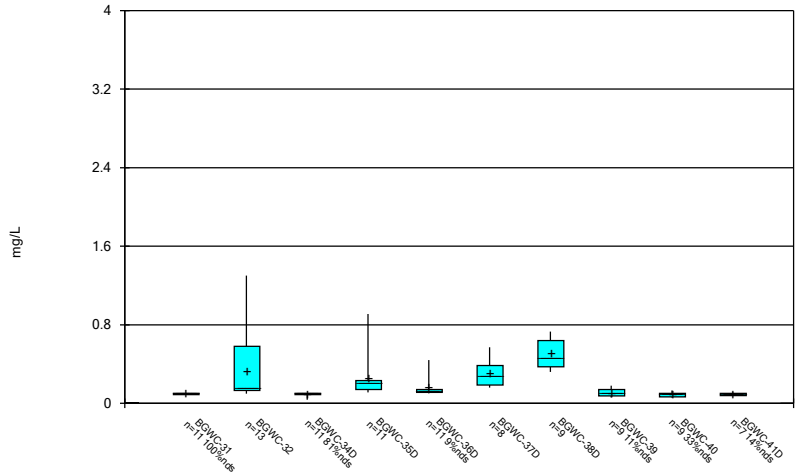

Constituent: Fluoride Analysis Run 11/18/2022 2:58 AM View: Constituents View

Plant Bowen Client: Southern Company Data: Bowen AP-1

Sanitas™ v.9.6.35 . UG

Box & Whiskers Plot

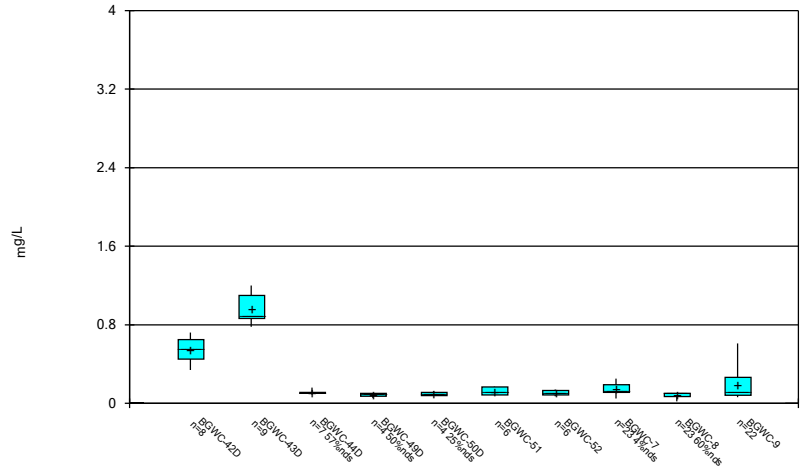

Constituent: Fluoride Analysis Run 11/18/2022 2:58 AM View: Constituents View

Plant Bowen Client: Southern Company Data: Bowen AP-1

Sanitas™ v.9.6.35 . UG

Box & Whiskers Plot

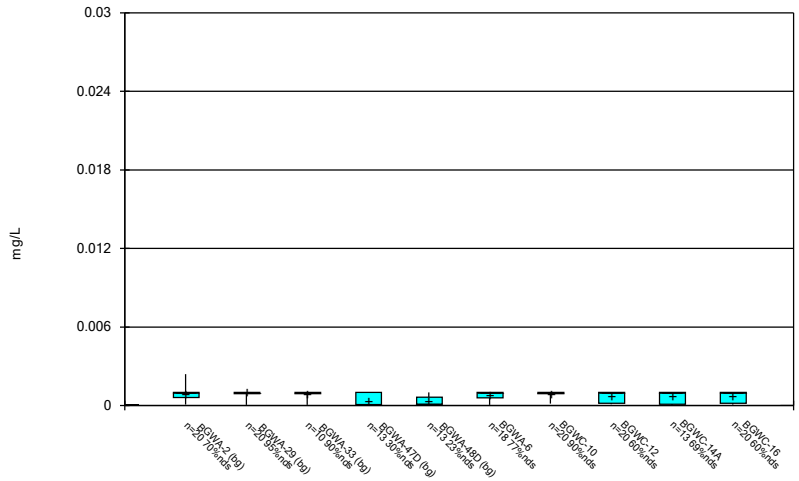

Constituent: Lead Analysis Run 11/18/2022 2:58 AM View: Constituents View

Plant Bowen Client: Southern Company Data: Bowen AP-1

Sanitas™ v.9.6.35 . UG

Box & Whiskers Plot

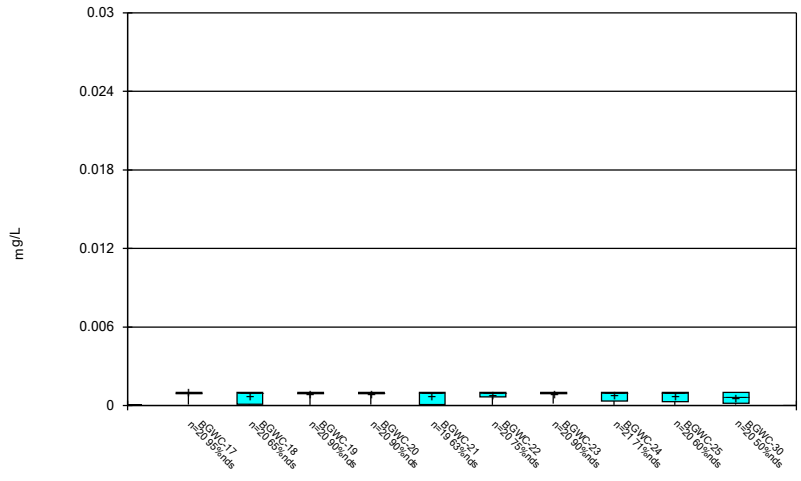

Constituent: Lead Analysis Run 11/18/2022 2:58 AM View: Constituents View

Plant Bowen Client: Southern Company Data: Bowen AP-1

Sanitas™ v.9.6.35 . UG

Box & Whiskers Plot

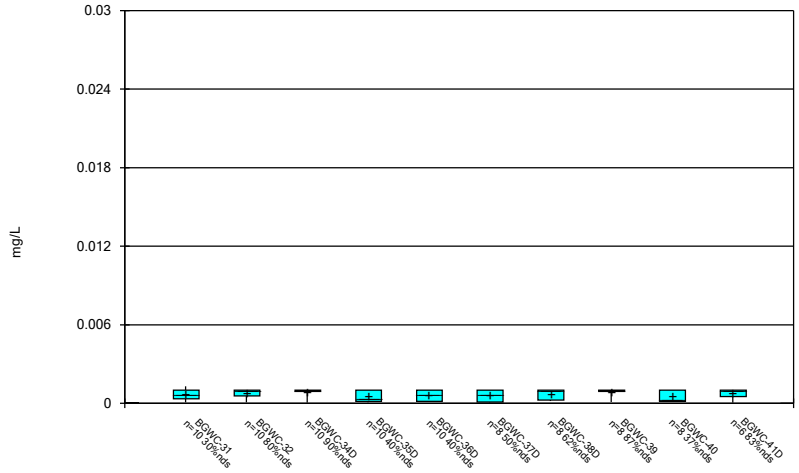

Constituent: Lead Analysis Run 11/18/2022 2:58 AM View: Constituents View

Plant Bowen Client: Southern Company Data: Bowen AP-1

Sanitas™ v.9.6.35 . UG

Box & Whiskers Plot

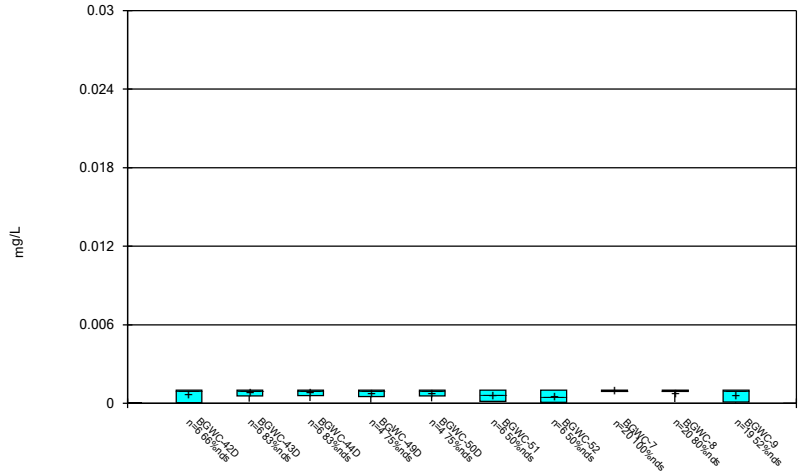

Constituent: Lead Analysis Run 11/18/2022 2:58 AM View: Constituents View

Plant Bowen Client: Southern Company Data: Bowen AP-1

Sanitas™ v.9.6.35 . UG

Box & Whiskers Plot

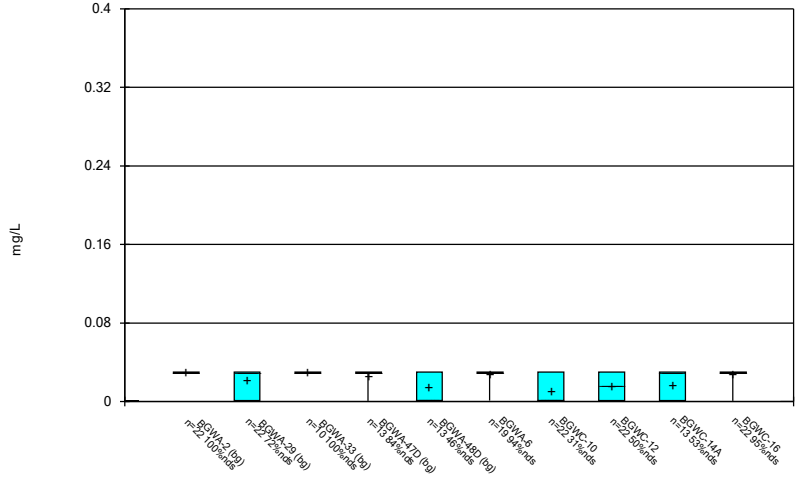

Constituent: Lithium Analysis Run 11/18/2022 2:58 AM View: Constituents View

Plant Bowen Client: Southern Company Data: Bowen AP-1

Sanitas™ v.9.6.35 . UG

Box & Whiskers Plot

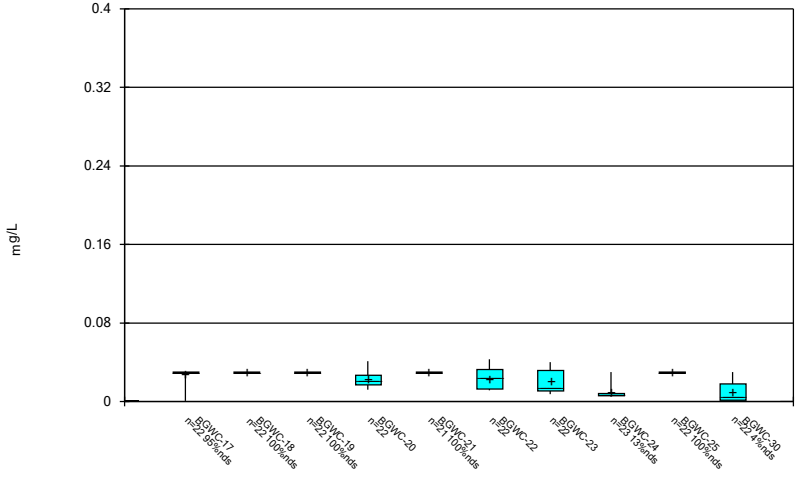

Constituent: Lithium Analysis Run 11/18/2022 2:58 AM View: Constituents View

Plant Bowen Client: Southern Company Data: Bowen AP-1

Sanitas™ v.9.6.35 . UG

Box & Whiskers Plot

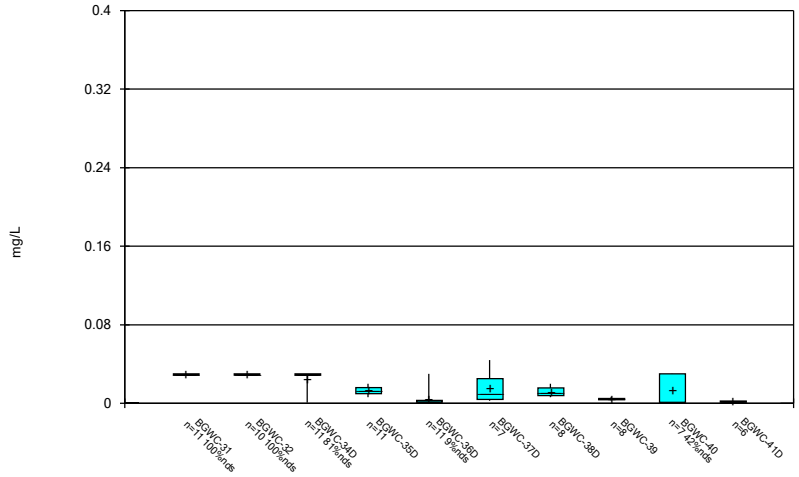

Constituent: Lithium Analysis Run 11/18/2022 2:58 AM View: Constituents View

Plant Bowen Client: Southern Company Data: Bowen AP-1

Sanitas™ v.9.6.35 . UG

Box & Whiskers Plot

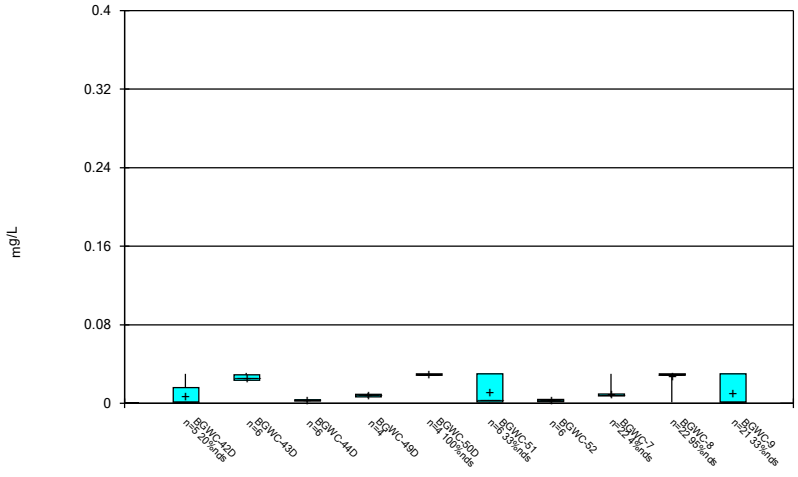

Constituent: Lithium Analysis Run 11/18/2022 2:58 AM View: Constituents View

Plant Bowen Client: Southern Company Data: Bowen AP-1

Sanitas™ v.9.6.35 . UG

Box & Whiskers Plot

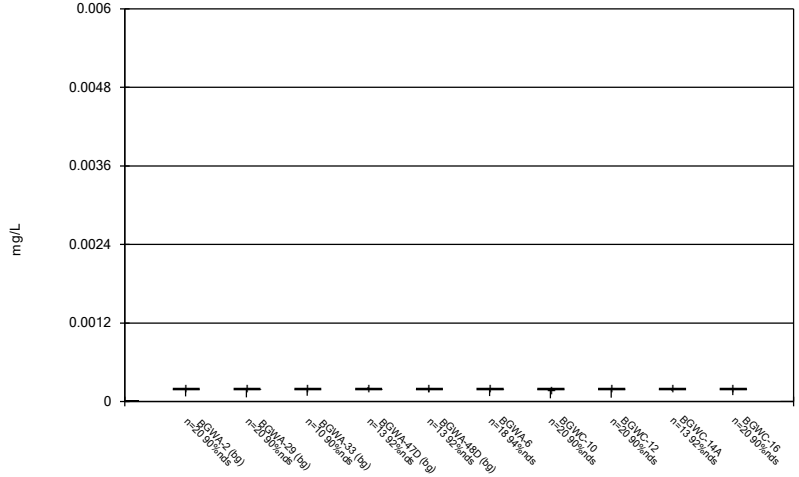

Constituent: Mercury Analysis Run 11/18/2022 2:59 AM View: Constituents View

Plant Bowen Client: Southern Company Data: Bowen AP-1

Sanitas™ v.9.6.35 . UG

Box & Whiskers Plot

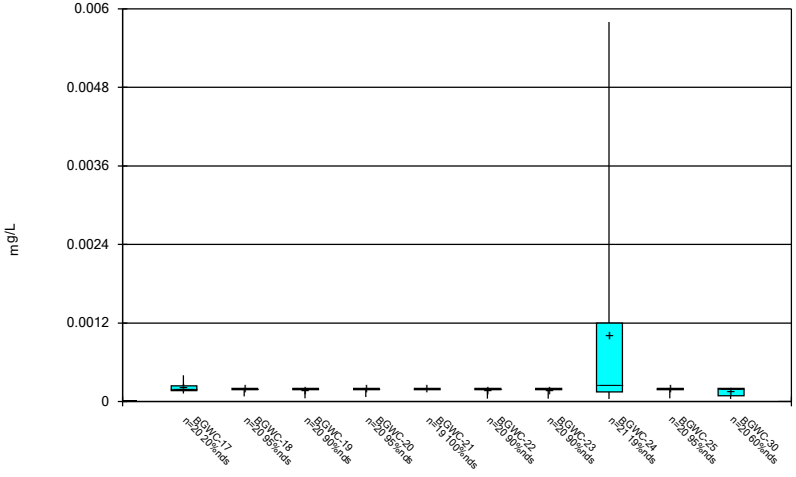

Constituent: Mercury Analysis Run 11/18/2022 2:59 AM View: Constituents View

Plant Bowen Client: Southern Company Data: Bowen AP-1

Sanitas™ v.9.6.35 . UG

Box & Whiskers Plot

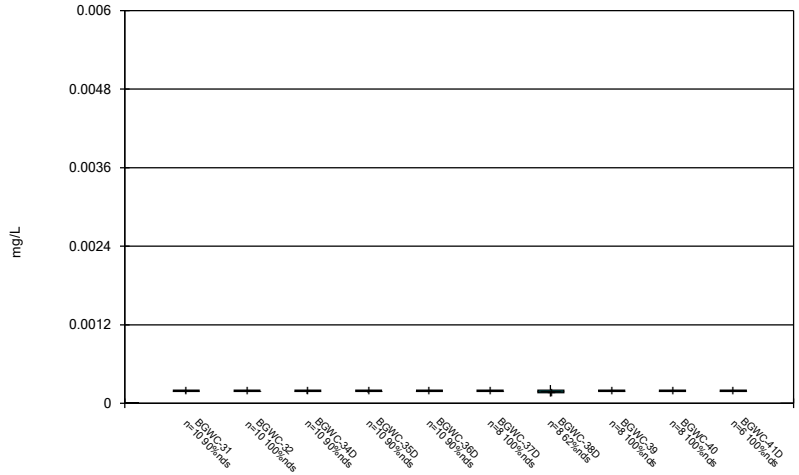

Constituent: Mercury Analysis Run 11/18/2022 2:59 AM View: Constituents View

Plant Bowen Client: Southern Company Data: Bowen AP-1

Sanitas™ v.9.6.35 . UG

Box & Whiskers Plot

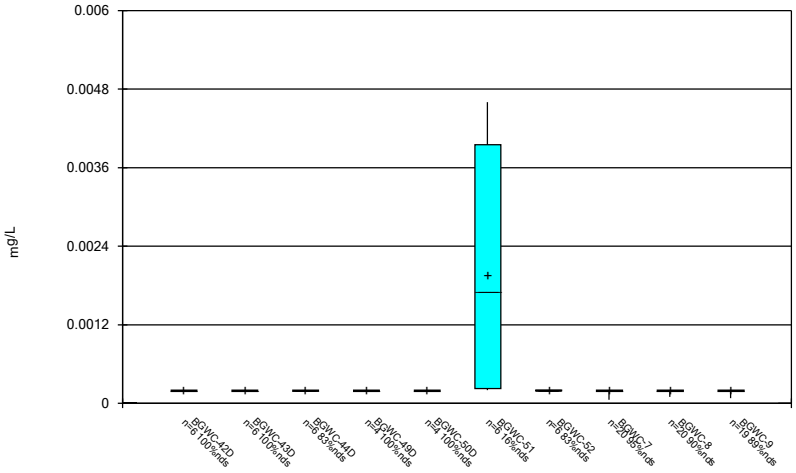

Constituent: Mercury Analysis Run 11/18/2022 2:59 AM View: Constituents View

Plant Bowen Client: Southern Company Data: Bowen AP-1

Sanitas™ v.9.6.35 . UG

Box & Whiskers Plot

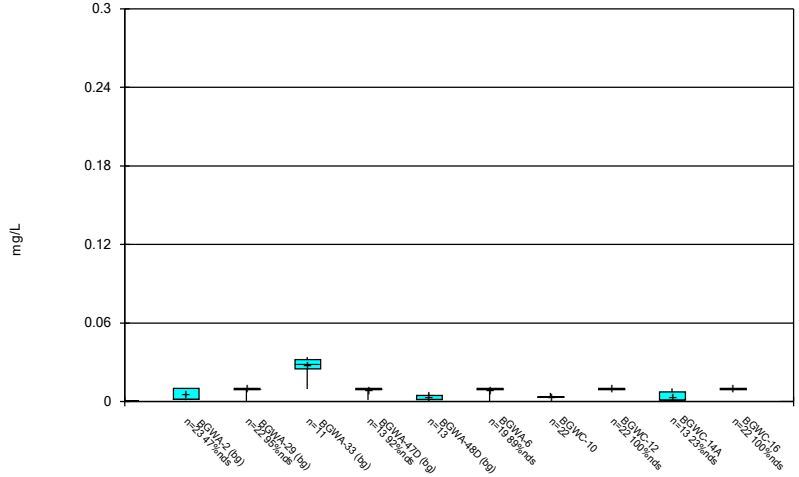

Constituent: Molybdenum Analysis Run 11/18/2022 2:59 AM View: Constituents View

Plant Bowen Client: Southern Company Data: Bowen AP-1

Sanitas™ v.9.6.35 . UG

Box & Whiskers Plot

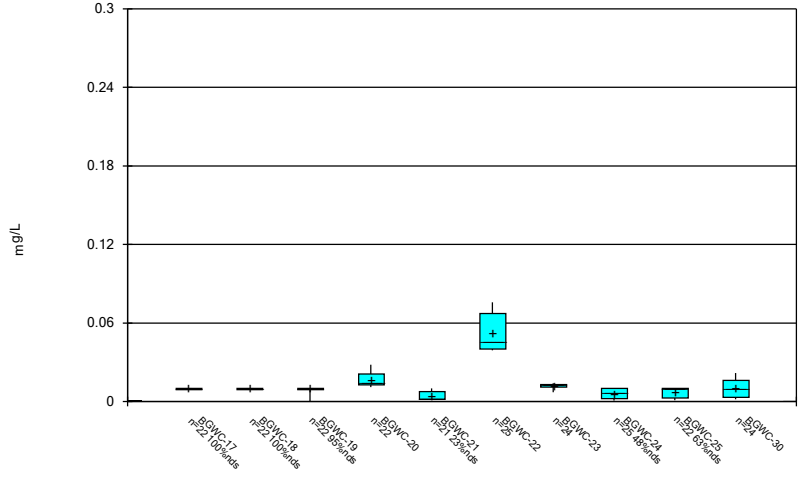

Constituent: Molybdenum Analysis Run 11/18/2022 2:59 AM View: Constituents View

Plant Bowen Client: Southern Company Data: Bowen AP-1

Sanitas™ v.9.6.35 . UG

Box & Whiskers Plot

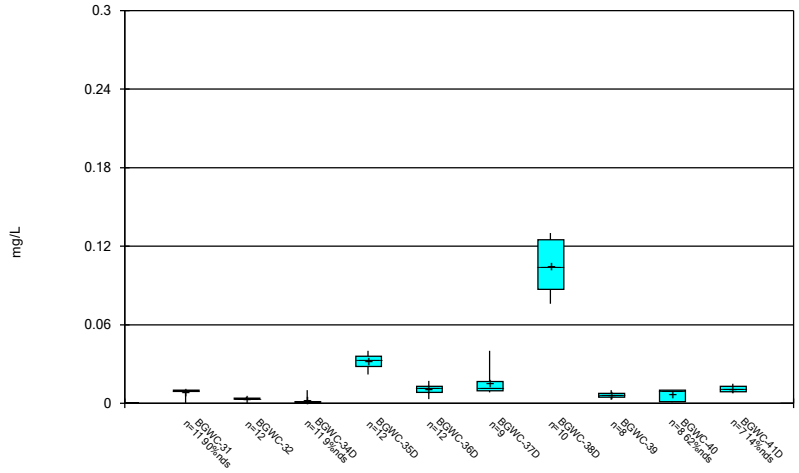

Constituent: Molybdenum Analysis Run 11/18/2022 2:59 AM View: Constituents View

Plant Bowen Client: Southern Company Data: Bowen AP-1

Sanitas™ v.9.6.35 . UG

Box & Whiskers Plot

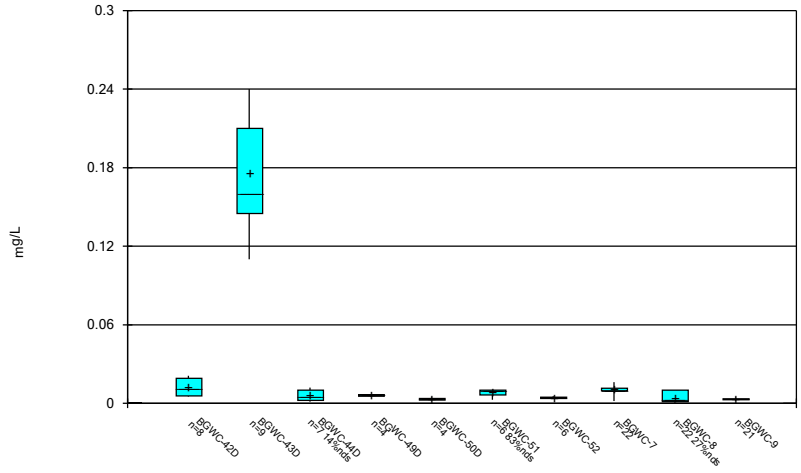

Constituent: Molybdenum Analysis Run 11/18/2022 2:59 AM View: Constituents View

Plant Bowen Client: Southern Company Data: Bowen AP-1

Sanitas™ v.9.6.35 . UG

Box & Whiskers Plot

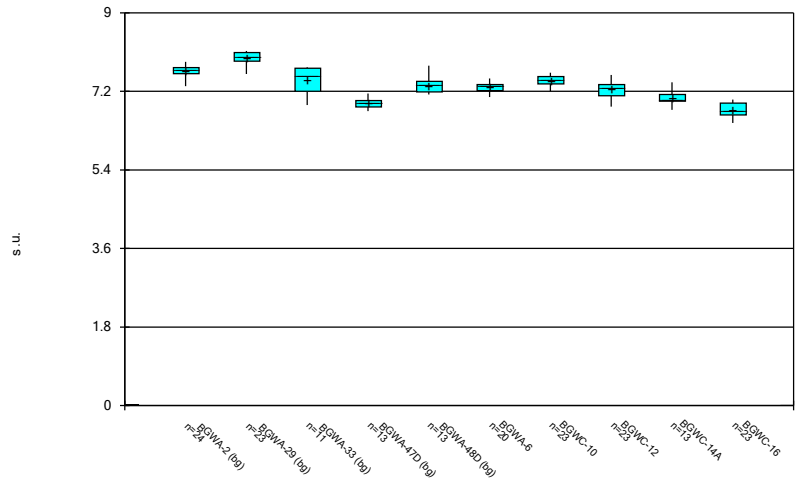

Constituent: pH Analysis Run 11/18/2022 2:59 AM View: Constituents View

Plant Bowen Client: Southern Company Data: Bowen AP-1

Sanitas™ v.9.6.35 . UG

Box & Whiskers Plot

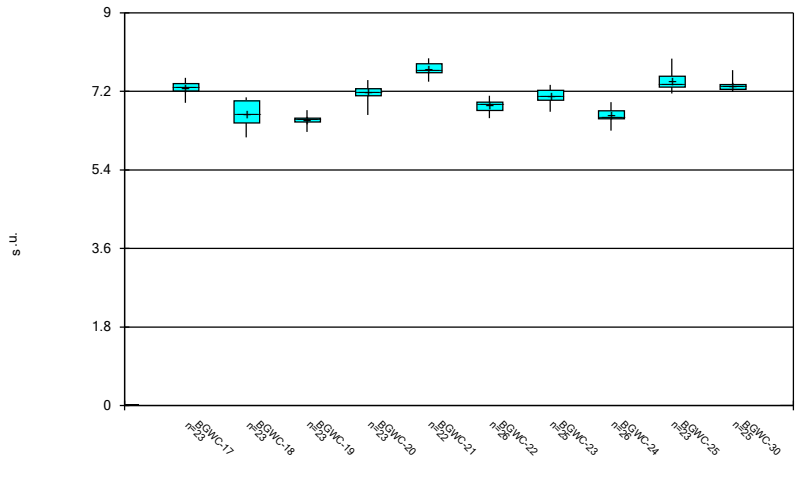

Constituent: pH Analysis Run 11/18/2022 2:59 AM View: Constituents View

Plant Bowen Client: Southern Company Data: Bowen AP-1

Sanitas™ v.9.6.35 . UG

Box & Whiskers Plot

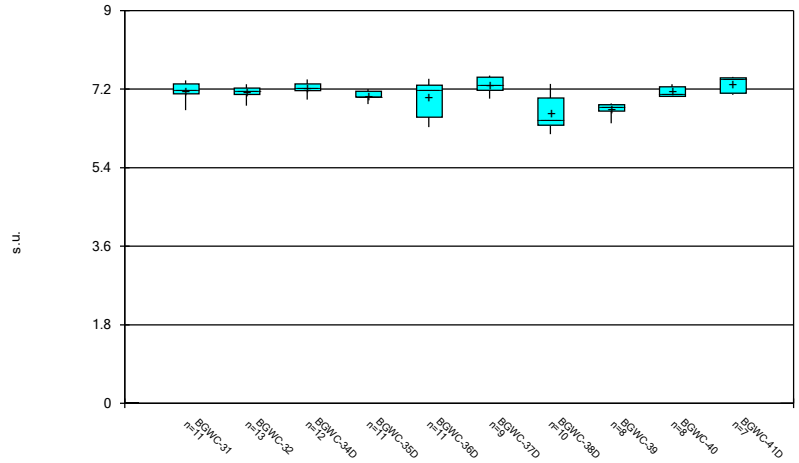

Constituent: pH Analysis Run 11/18/2022 2:59 AM View: Constituents View

Plant Bowen Client: Southern Company Data: Bowen AP-1

Sanitas™ v.9.6.35 . UG

Box & Whiskers Plot

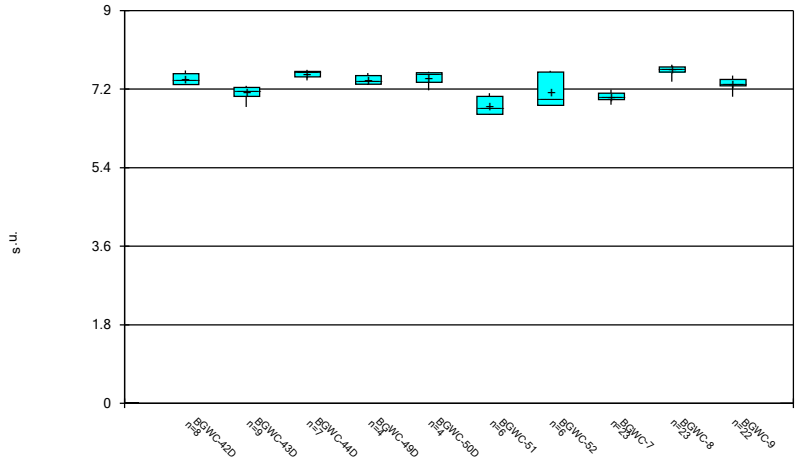

Constituent: pH Analysis Run 11/18/2022 2:59 AM View: Constituents View

Plant Bowen Client: Southern Company Data: Bowen AP-1

Sanitas™ v.9.6.35 . UG

Box & Whiskers Plot

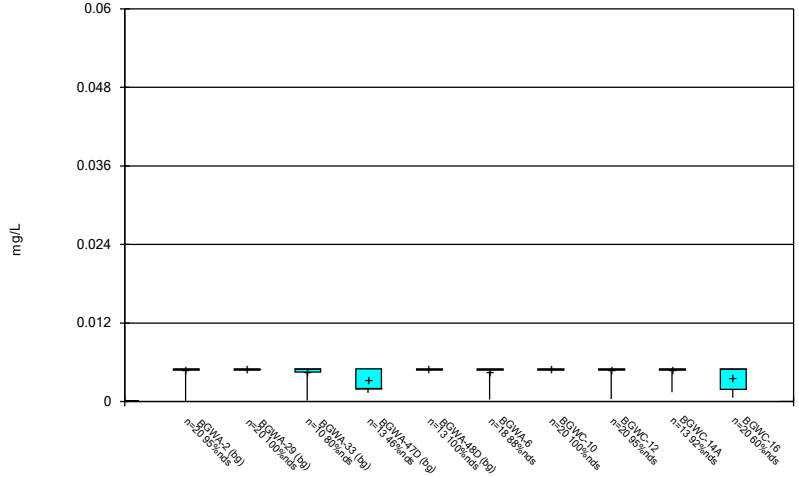

Constituent: Selenium Analysis Run 11/18/2022 2:59 AM View: Constituents View

Plant Bowen Client: Southern Company Data: Bowen AP-1

Sanitas™ v.9.6.35 . UG

Box & Whiskers Plot

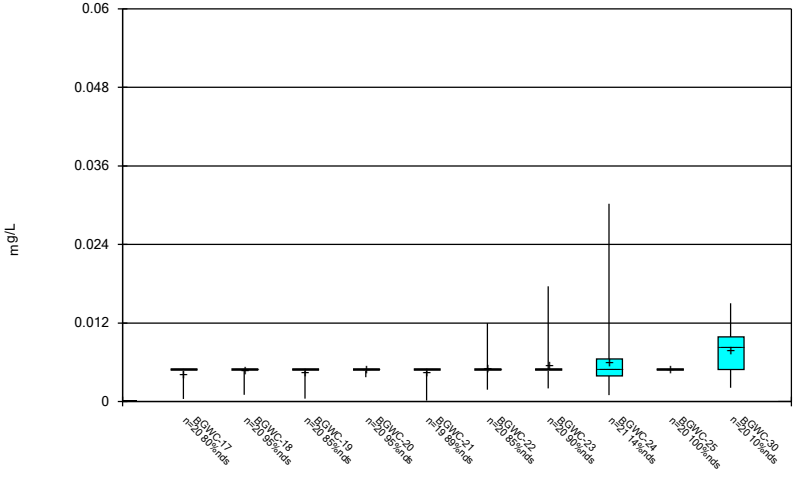

Constituent: Selenium Analysis Run 11/18/2022 2:59 AM View: Constituents View

Plant Bowen Client: Southern Company Data: Bowen AP-1

Sanitas™ v.9.6.35 . UG

Box & Whiskers Plot

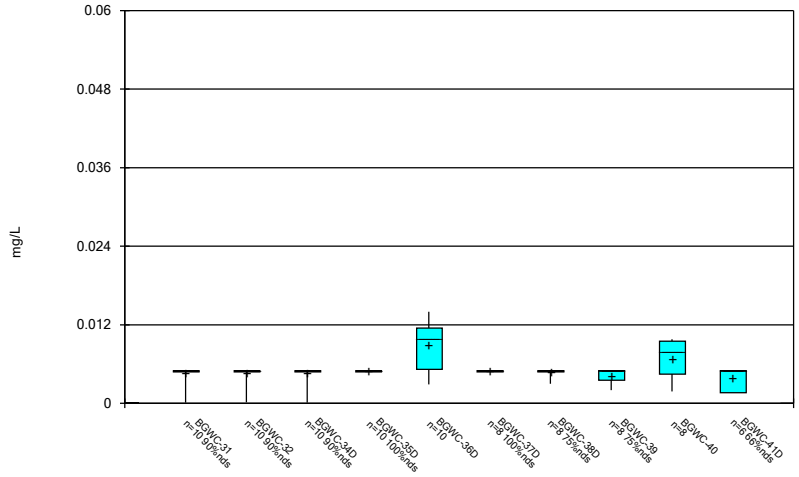

Constituent: Selenium Analysis Run 11/18/2022 2:59 AM View: Constituents View

Plant Bowen Client: Southern Company Data: Bowen AP-1

Sanitas™ v.9.6.35 . UG

Box & Whiskers Plot

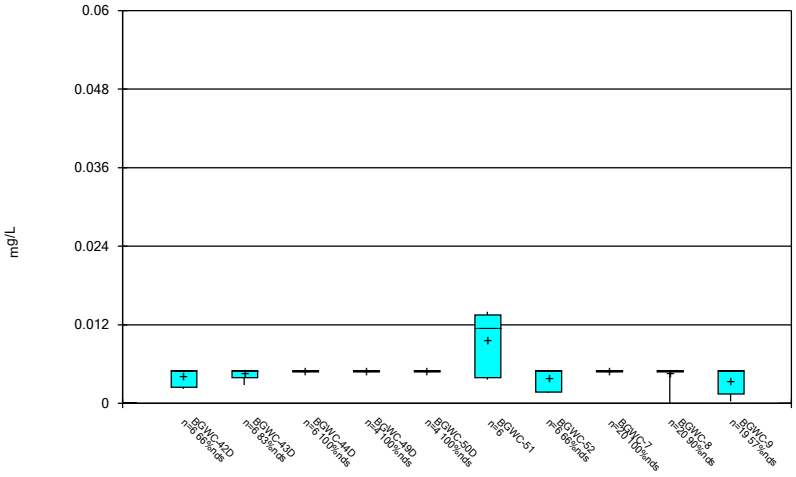

Constituent: Selenium Analysis Run 11/18/2022 2:59 AM View: Constituents View

Plant Bowen Client: Southern Company Data: Bowen AP-1

Sanitas™ v.9.6.35 . UG

Box & Whiskers Plot

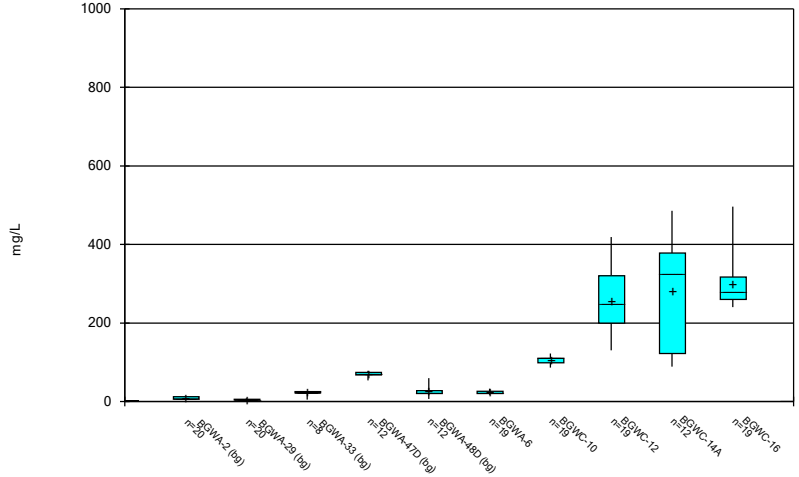

Constituent: Sulfate Analysis Run 11/18/2022 2:59 AM View: Constituents View

Plant Bowen Client: Southern Company Data: Bowen AP-1

Sanitas™ v.9.6.35 . UG

Box & Whiskers Plot

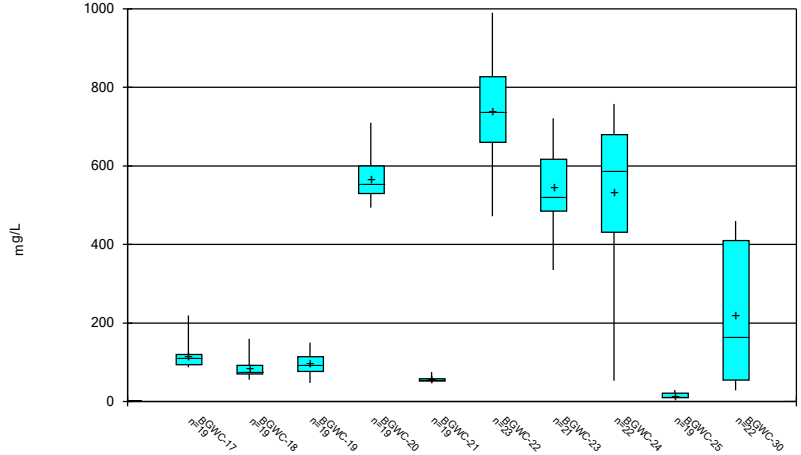

Constituent: Sulfate Analysis Run 11/18/2022 2:59 AM View: Constituents View

Plant Bowen Client: Southern Company Data: Bowen AP-1

Sanitas™ v.9.6.35 . UG

Box & Whiskers Plot

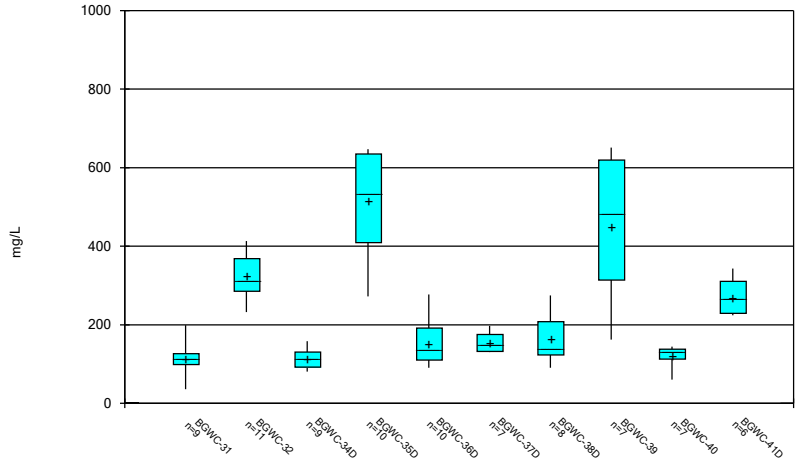

Constituent: Sulfate Analysis Run 11/18/2022 2:59 AM View: Constituents View

Plant Bowen Client: Southern Company Data: Bowen AP-1

Sanitas™ v.9.6.35 . UG

Box & Whiskers Plot

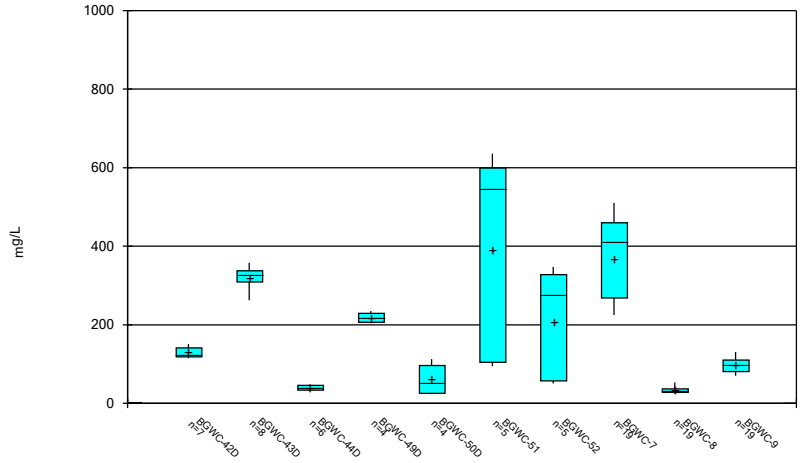

Constituent: Sulfate Analysis Run 11/18/2022 2:59 AM View: Constituents View

Plant Bowen Client: Southern Company Data: Bowen AP-1

Sanitas™ v.9.6.35 . UG

Box & Whiskers Plot

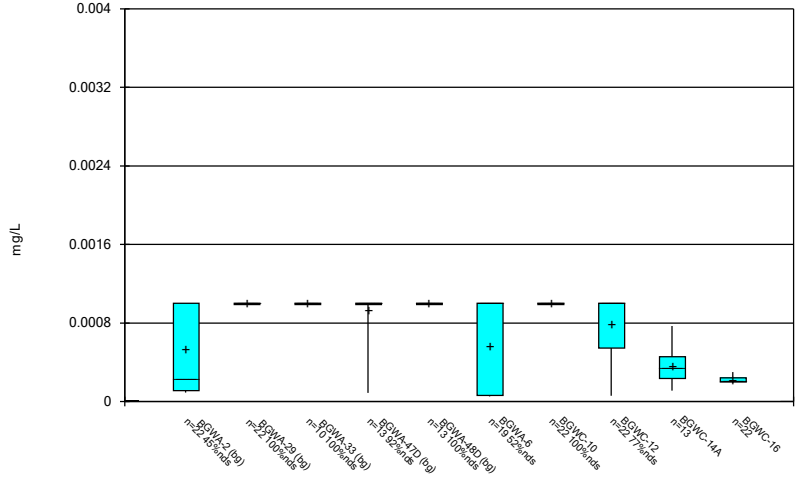

Constituent: Thallium Analysis Run 11/18/2022 2:59 AM View: Constituents View

Plant Bowen Client: Southern Company Data: Bowen AP-1

Sanitas™ v.9.6.35 . UG

Box & Whiskers Plot

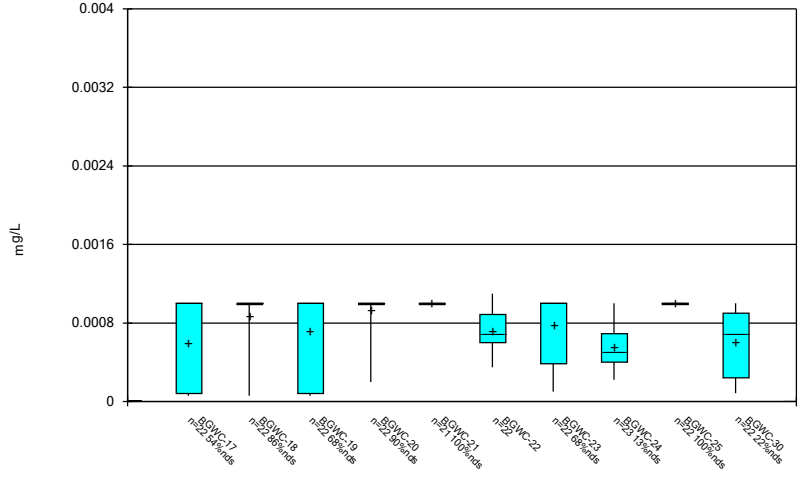

Constituent: Thallium Analysis Run 11/18/2022 2:59 AM View: Constituents View

Plant Bowen Client: Southern Company Data: Bowen AP-1

Sanitas™ v.9.6.35 . UG

Box & Whiskers Plot

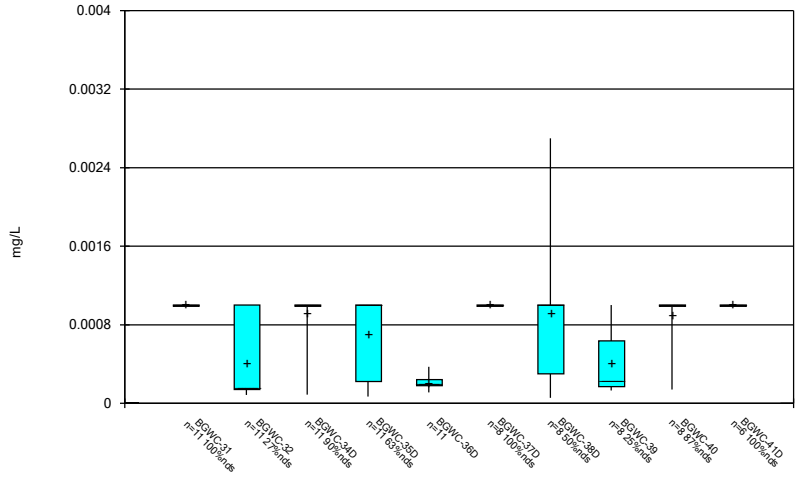

Constituent: Thallium Analysis Run 11/18/2022 2:59 AM View: Constituents View

Plant Bowen Client: Southern Company Data: Bowen AP-1

Sanitas™ v.9.6.35 . UG

Box & Whiskers Plot

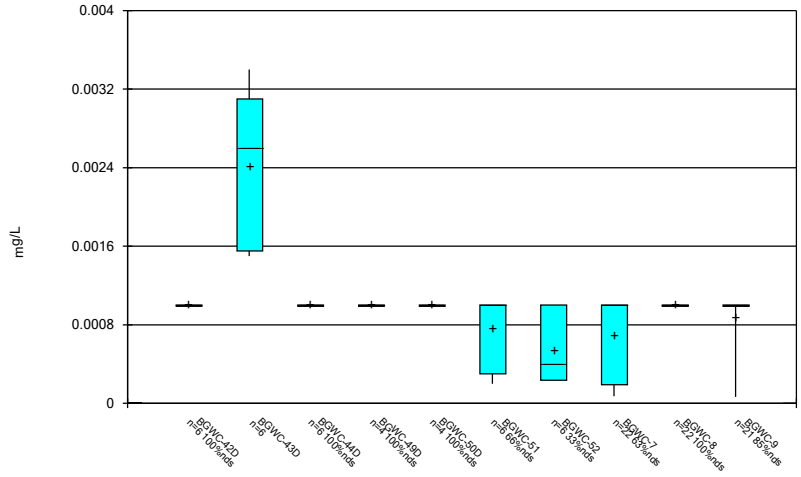

Constituent: Thallium Analysis Run 11/18/2022 2:59 AM View: Constituents View

Plant Bowen Client: Southern Company Data: Bowen AP-1

Sanitas™ v.9.6.35 . UG

Box & Whiskers Plot

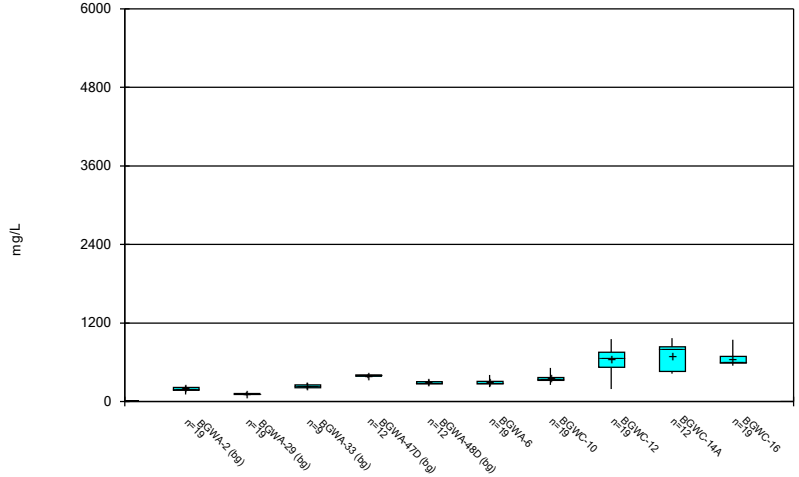

Constituent: Total Dissolved Solids Analysis Run 11/18/2022 2:59 AM View: Constituents View

Plant Bowen Client: Southern Company Data: Bowen AP-1

Sanitas™ v.9.6.35 . UG

Box & Whiskers Plot

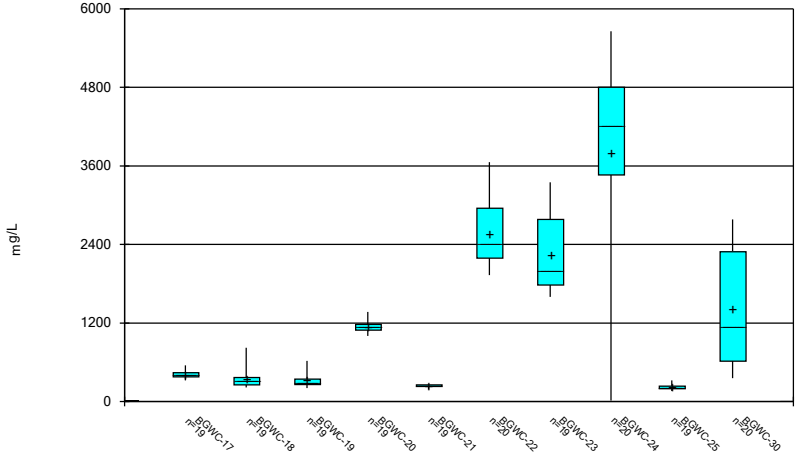

Constituent: Total Dissolved Solids Analysis Run 11/18/2022 2:59 AM View: Constituents View

Plant Bowen Client: Southern Company Data: Bowen AP-1

Sanitas™ v.9.6.35 . UG

Box & Whiskers Plot

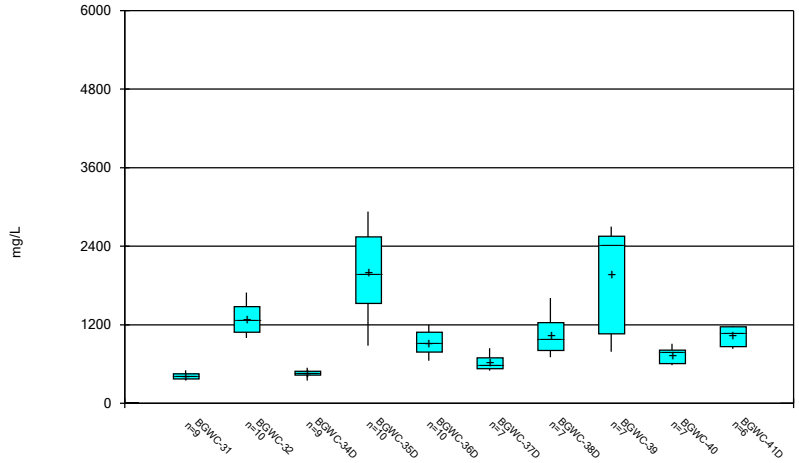

Constituent: Total Dissolved Solids Analysis Run 11/18/2022 2:59 AM View: Constituents View

Plant Bowen Client: Southern Company Data: Bowen AP-1

Sanitas™ v.9.6.35 . UG

Box & Whiskers Plot

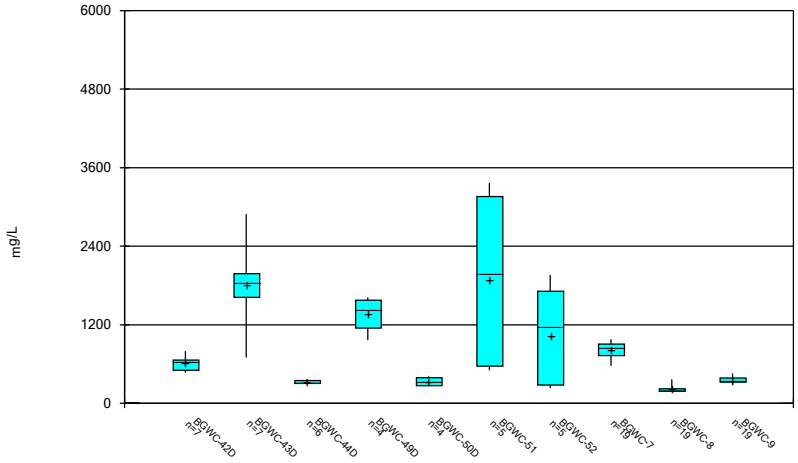

Constituent: Total Dissolved Solids Analysis Run 11/18/2022 2:59 AM View: Constituents View

Plant Bowen Client: Southern Company Data: Bowen AP-1

FIGURE C.

Outlier Summary

Plant Bowen Client: Southern Company Data: Bowen AP-1 Printed 11/15/2022, 7:43 PM

	BGWC-24 Antimony (mg/L)	BGWA-33 Boron (mg/L)	BGWA-33 Chloride (mg/L)	BGWC-32 Lithium (mg/L)	BGWC-37D Lithium (mg/L)	BGWC-40 Lithium (mg/L)	BGWC-42D Lithium (mg/L)	BGWA-33 Sulfate (mg/L)	BGWA-29 Total Dissolved Solids (mg/L)
2/14/2017									345 (o)
4/3/2019		0.66 (o)							
9/27/2019			394 (o)					200 (o)	
2/16/2022				<0.15 (o)		<0.15 (o)			
2/17/2022					<0.15 (o)		<0.15 (o)		
8/2/2022	0.015 (o)								

FIGURE D.

Interwell Prediction Limits - Significant Results

Plant Bowen Client: Southern Company Data: Bowen AP-1 Printed 11/15/2022, 7:53 PM

Constituent	Well	Upper Lim.	Lower Lim.	Date	Observ.	Sig.	Bg N	Bg Mean	Std. Dev.	%NDs	ND Adj.	Transform	Alpha	Method
Boron (mg/L)	BGWC-10	0.03848	n/a	7/28/2022	0.52	Yes	73	0.1151	0.03777	16.44	Kaplan-Meier	sqrt(x)	0.000396	Param Inter 1 of 2
Boron (mg/L)	BGWC-12	0.03848	n/a	7/27/2022	1.2	Yes	73	0.1151	0.03777	16.44	Kaplan-Meier	sqrt(x)	0.000396	Param Inter 1 of 2
Boron (mg/L)	BGWC-14A	0.03848	n/a	7/26/2022	1.3	Yes	73	0.1151	0.03777	16.44	Kaplan-Meier	sqrt(x)	0.000396	Param Inter 1 of 2
Boron (mg/L)	BGWC-16	0.03848	n/a	7/27/2022	1.7	Yes	73	0.1151	0.03777	16.44	Kaplan-Meier	sqrt(x)	0.000396	Param Inter 1 of 2
Boron (mg/L)	BGWC-17	0.03848	n/a	7/27/2022	1.2	Yes	73	0.1151	0.03777	16.44	Kaplan-Meier	sqrt(x)	0.000396	Param Inter 1 of 2
Boron (mg/L)	BGWC-18	0.03848	n/a	7/27/2022	0.53	Yes	73	0.1151	0.03777	16.44	Kaplan-Meier	sqrt(x)	0.000396	Param Inter 1 of 2
Boron (mg/L)	BGWC-19	0.03848	n/a	7/27/2022	0.43	Yes	73	0.1151	0.03777	16.44	Kaplan-Meier	sqrt(x)	0.000396	Param Inter 1 of 2
Boron (mg/L)	BGWC-20	0.03848	n/a	7/27/2022	3.8	Yes	73	0.1151	0.03777	16.44	Kaplan-Meier	sqrt(x)	0.000396	Param Inter 1 of 2
Boron (mg/L)	BGWC-22	0.03848	n/a	8/2/2022	21.5	Yes	73	0.1151	0.03777	16.44	Kaplan-Meier	sqrt(x)	0.000396	Param Inter 1 of 2
Boron (mg/L)	BGWC-23	0.03848	n/a	8/1/2022	14.8	Yes	73	0.1151	0.03777	16.44	Kaplan-Meier	sqrt(x)	0.000396	Param Inter 1 of 2
Boron (mg/L)	BGWC-24	0.03848	n/a	10/21/2022	19.7	Yes	73	0.1151	0.03777	16.44	Kaplan-Meier	sqrt(x)	0.000396	Param Inter 1 of 2
Boron (mg/L)	BGWC-25	0.03848	n/a	7/27/2022	0.051	Yes	73	0.1151	0.03777	16.44	Kaplan-Meier	sqrt(x)	0.000396	Param Inter 1 of 2
Boron (mg/L)	BGWC-30	0.03848	n/a	8/1/2022	2.7	Yes	73	0.1151	0.03777	16.44	Kaplan-Meier	sqrt(x)	0.000396	Param Inter 1 of 2
Boron (mg/L)	BGWC-7	0.03848	n/a	7/28/2022	1.1	Yes	73	0.1151	0.03777	16.44	Kaplan-Meier	sqrt(x)	0.000396	Param Inter 1 of 2
Boron (mg/L)	BGWC-8	0.03848	n/a	7/26/2022	0.052	Yes	73	0.1151	0.03777	16.44	Kaplan-Meier	sqrt(x)	0.000396	Param Inter 1 of 2
Boron (mg/L)	BGWC-9	0.03848	n/a	7/26/2022	0.47	Yes	73	0.1151	0.03777	16.44	Kaplan-Meier	sqrt(x)	0.000396	Param Inter 1 of 2
Calcium (mg/L)	BGWC-12	117	n/a	7/27/2022	175	Yes	73	n/a	n/a	0	n/a	n/a	0.000353	NP Inter (normality) 1 of 2
Calcium (mg/L)	BGWC-14A	117	n/a	7/26/2022	185	Yes	73	n/a	n/a	0	n/a	n/a	0.000353	NP Inter (normality) 1 of 2
Calcium (mg/L)	BGWC-16	117	n/a	7/27/2022	194	Yes	73	n/a	n/a	0	n/a	n/a	0.000353	NP Inter (normality) 1 of 2
Calcium (mg/L)	BGWC-20	117	n/a	7/27/2022	284	Yes	73	n/a	n/a	0	n/a	n/a	0.000353	NP Inter (normality) 1 of 2
Calcium (mg/L)	BGWC-22	117	n/a	8/2/2022	717	Yes	73	n/a	n/a	0	n/a	n/a	0.000353	NP Inter (normality) 1 of 2
Calcium (mg/L)	BGWC-23	117	n/a	8/1/2022	559	Yes	73	n/a	n/a	0	n/a	n/a	0.000353	NP Inter (normality) 1 of 2
Calcium (mg/L)	BGWC-24	117	n/a	10/21/2022	600	Yes	73	n/a	n/a	0	n/a	n/a	0.000353	NP Inter (normality) 1 of 2
Calcium (mg/L)	BGWC-7	117	n/a	7/28/2022	136	Yes	73	n/a	n/a	0	n/a	n/a	0.000353	NP Inter (normality) 1 of 2
Chloride (mg/L)	BGWC-10	9.144	n/a	7/28/2022	30	Yes	72	1.861	0.5413	0	None	sqrt(x)	0.000396	Param Inter 1 of 2
Chloride (mg/L)	BGWC-12	9.144	n/a	7/27/2022	16.2	Yes	72	1.861	0.5413	0	None	sqrt(x)	0.000396	Param Inter 1 of 2
Chloride (mg/L)	BGWC-14A	9.144	n/a	7/26/2022	19.6	Yes	72	1.861	0.5413	0	None	sqrt(x)	0.000396	Param Inter 1 of 2
Chloride (mg/L)	BGWC-16	9.144	n/a	7/27/2022	23.1	Yes	72	1.861	0.5413	0	None	sqrt(x)	0.000396	Param Inter 1 of 2
Chloride (mg/L)	BGWC-17	9.144	n/a	7/27/2022	43.2	Yes	72	1.861	0.5413	0	None	sqrt(x)	0.000396	Param Inter 1 of 2
Chloride (mg/L)	BGWC-18	9.144	n/a	7/27/2022	14.9	Yes	72	1.861	0.5413	0	None	sqrt(x)	0.000396	Param Inter 1 of 2
Chloride (mg/L)	BGWC-20	9.144	n/a	7/27/2022	169	Yes	72	1.861	0.5413	0	None	sqrt(x)	0.000396	Param Inter 1 of 2
Chloride (mg/L)	BGWC-22	9.144	n/a	8/2/2022	828	Yes	72	1.861	0.5413	0	None	sqrt(x)	0.000396	Param Inter 1 of 2
Chloride (mg/L)	BGWC-23	9.144	n/a	8/1/2022	794	Yes	72	1.861	0.5413	0	None	sqrt(x)	0.000396	Param Inter 1 of 2
Chloride (mg/L)	BGWC-24	9.144	n/a	10/21/2022	836	Yes	72	1.861	0.5413	0	None	sqrt(x)	0.000396	Param Inter 1 of 2
Chloride (mg/L)	BGWC-30	9.144	n/a	8/1/2022	114	Yes	72	1.861	0.5413	0	None	sqrt(x)	0.000396	Param Inter 1 of 2
Chloride (mg/L)	BGWC-9	9.144	n/a	7/26/2022	10.9	Yes	72	1.861	0.5413	0	None	sqrt(x)	0.000396	Param Inter 1 of 2
pH (s.u.)	BGWC-16	8.341	6.705	7/27/2022	6.49	Yes	84	57.26	5.773	0	None	x^2	0.000198	Param Inter 1 of 2
pH (s.u.)	BGWC-19	8.341	6.705	7/27/2022	6.55	Yes	84	57.26	5.773	0	None	x^2	0.000198	Param Inter 1 of 2
pH (s.u.)	BGWC-24	8.341	6.705	10/21/2022	6.3	Yes	84	57.26	5.773	0	None	x^2	0.000198	Param Inter 1 of 2
Sulfate (mg/L)	BGWC-10	78	n/a	7/28/2022	105	Yes	72	n/a	n/a	0	n/a	n/a	0.0003615	NP Inter (normality) 1 of 2
Sulfate (mg/L)	BGWC-12	78	n/a	7/27/2022	419	Yes	72	n/a	n/a	0	n/a	n/a	0.0003615	NP Inter (normality) 1 of 2
Sulfate (mg/L)	BGWC-14A	78	n/a	7/26/2022	486	Yes	72	n/a	n/a	0	n/a	n/a	0.0003615	NP Inter (normality) 1 of 2
Sulfate (mg/L)	BGWC-16	78	n/a	7/27/2022	496	Yes	72	n/a	n/a	0	n/a	n/a	0.0003615	NP Inter (normality) 1 of 2
Sulfate (mg/L)	BGWC-17	78	n/a	7/27/2022	118	Yes	72	n/a	n/a	0	n/a	n/a	0.0003615	NP Inter (normality) 1 of 2
Sulfate (mg/L)	BGWC-19	78	n/a	7/27/2022	82.7	Yes	72	n/a	n/a	0	n/a	n/a	0.0003615	NP Inter (normality) 1 of 2
Sulfate (mg/L)	BGWC-20	78	n/a	7/27/2022	617	Yes	72	n/a	n/a	0	n/a	n/a	0.0003615	NP Inter (normality) 1 of 2
Sulfate (mg/L)	BGWC-22	78	n/a	8/2/2022	762	Yes	72	n/a	n/a	0	n/a	n/a	0.0003615	NP Inter (normality) 1 of 2
Sulfate (mg/L)	BGWC-23	78	n/a	8/1/2022	528	Yes	72	n/a	n/a	0	n/a	n/a	0.0003615	NP Inter (normality) 1 of 2
Sulfate (mg/L)	BGWC-24	78	n/a	10/21/2022	389	Yes	72	n/a	n/a	0	n/a	n/a	0.0003615	NP Inter (normality) 1 of 2
Sulfate (mg/L)	BGWC-7	78	n/a	7/28/2022	268	Yes	72	n/a	n/a	0	n/a	n/a	0.0003615	NP Inter (normality) 1 of 2
Sulfate (mg/L)	BGWC-9	78	n/a	7/26/2022	88	Yes	72	n/a	n/a	0	n/a	n/a	0.0003615	NP Inter (normality) 1 of 2
Total Dissolved Solids (mg/L)	BGWC-12	469.5	n/a	7/27/2022	952	Yes	71	14.68	3.248	0	None	sqrt(x)	0.000396	Param Inter 1 of 2
Total Dissolved Solids (mg/L)	BGWC-14A	469.5	n/a	7/26/2022	966	Yes	71	14.68	3.248	0	None	sqrt(x)	0.000396	Param Inter 1 of 2
Total Dissolved Solids (mg/L)	BGWC-16	469.5	n/a	7/27/2022	944	Yes	71	14.68	3.248	0	None	sqrt(x)	0.000396	Param Inter 1 of 2
Total Dissolved Solids (mg/L)	BGWC-20	469.5	n/a	7/27/2022	1370	Yes	71	14.68	3.248	0	None	sqrt(x)	0.000396	Param Inter 1 of 2
Total Dissolved Solids (mg/L)	BGWC-22	469.5	n/a	8/2/2022	3440	Yes	71	14.68	3.248	0	None	sqrt(x)	0.000396	Param Inter 1 of 2
Total Dissolved Solids (mg/L)	BGWC-23	469.5	n/a	8/1/2022	2780	Yes	71	14.68	3.248	0	None	sqrt(x)	0.000396	Param Inter 1 of 2
Total Dissolved Solids (mg/L)	BGWC-24	469.5	n/a	10/21/2022	1610	Yes	71	14.68	3.248	0	None	sqrt(x)	0.000396	Param Inter 1 of 2
Total Dissolved Solids (mg/L)	BGWC-30	469.5	n/a	8/1/2022	582	Yes	71	14.68	3.248	0	None	sqrt(x)	0.000396	Param Inter 1 of 2
Total Dissolved Solids (mg/L)	BGWC-7	469.5	n/a	7/28/2022	732	Yes	71	14.68	3.248	0	None	sqrt(x)	0.000396	Param Inter 1 of 2

Interwell Prediction Limits - All Results

Plant Bowen Client: Southern Company Data: Bowen AP-1 Printed 11/15/2022, 7:53 PM

Constituent	Well	Upper Lim.	Lower Lim.	Date	Observ.	Sig.	Bg N	Bg Mean	Std. Dev.	%NDs	ND Adj.	Transform	Alpha	Method
Boron (mg/L)	**BGWC-10**	**0.03848**	**n/a**	**7/28/2022**	**0.52**	**Yes**	**73**	**0.1151**	**0.03777**	**16.44**	**Kaplan-Meier**	**sqrt(x)**	**0.000396**	**Param Inter 1 of 2**
Boron (mg/L)	**BGWC-12**	**0.03848**	**n/a**	**7/27/2022**	**1.2**	**Yes**	**73**	**0.1151**	**0.03777**	**16.44**	**Kaplan-Meier**	**sqrt(x)**	**0.000396**	**Param Inter 1 of 2**
Boron (mg/L)	**BGWC-14A**	**0.03848**	**n/a**	**7/26/2022**	**1.3**	**Yes**	**73**	**0.1151**	**0.03777**	**16.44**	**Kaplan-Meier**	**sqrt(x)**	**0.000396**	**Param Inter 1 of 2**
Boron (mg/L)	**BGWC-16**	**0.03848**	**n/a**	**7/27/2022**	**1.7**	**Yes**	**73**	**0.1151**	**0.03777**	**16.44**	**Kaplan-Meier**	**sqrt(x)**	**0.000396**	**Param Inter 1 of 2**
Boron (mg/L)	**BGWC-17**	**0.03848**	**n/a**	**7/27/2022**	**1.2**	**Yes**	**73**	**0.1151**	**0.03777**	**16.44**	**Kaplan-Meier**	**sqrt(x)**	**0.000396**	**Param Inter 1 of 2**
Boron (mg/L)	**BGWC-18**	**0.03848**	**n/a**	**7/27/2022**	**0.53**	**Yes**	**73**	**0.1151**	**0.03777**	**16.44**	**Kaplan-Meier**	**sqrt(x)**	**0.000396**	**Param Inter 1 of 2**
Boron (mg/L)	**BGWC-19**	**0.03848**	**n/a**	**7/27/2022**	**0.43**	**Yes**	**73**	**0.1151**	**0.03777**	**16.44**	**Kaplan-Meier**	**sqrt(x)**	**0.000396**	**Param Inter 1 of 2**
Boron (mg/L)	**BGWC-20**	**0.03848**	**n/a**	**7/27/2022**	**3.8**	**Yes**	**73**	**0.1151**	**0.03777**	**16.44**	**Kaplan-Meier**	**sqrt(x)**	**0.000396**	**Param Inter 1 of 2**
Boron (mg/L)	BGWC-21	0.03848	n/a	7/28/2022	0.035J	No	73	0.1151	0.03777	16.44	Kaplan-Meier	sqrt(x)	0.000396	Param Inter 1 of 2
Boron (mg/L)	**BGWC-22**	**0.03848**	**n/a**	**8/2/2022**	**21.5**	**Yes**	**73**	**0.1151**	**0.03777**	**16.44**	**Kaplan-Meier**	**sqrt(x)**	**0.000396**	**Param Inter 1 of 2**
Boron (mg/L)	**BGWC-23**	**0.03848**	**n/a**	**8/1/2022**	**14.8**	**Yes**	**73**	**0.1151**	**0.03777**	**16.44**	**Kaplan-Meier**	**sqrt(x)**	**0.000396**	**Param Inter 1 of 2**
Boron (mg/L)	**BGWC-24**	**0.03848**	**n/a**	**10/21/2022**	**19.7**	**Yes**	**73**	**0.1151**	**0.03777**	**16.44**	**Kaplan-Meier**	**sqrt(x)**	**0.000396**	**Param Inter 1 of 2**
Boron (mg/L)	**BGWC-25**	**0.03848**	**n/a**	**7/27/2022**	**0.051**	**Yes**	**73**	**0.1151**	**0.03777**	**16.44**	**Kaplan-Meier**	**sqrt(x)**	**0.000396**	**Param Inter 1 of 2**
Boron (mg/L)	**BGWC-30**	**0.03848**	**n/a**	**8/1/2022**	**2.7**	**Yes**	**73**	**0.1151**	**0.03777**	**16.44**	**Kaplan-Meier**	**sqrt(x)**	**0.000396**	**Param Inter 1 of 2**
Boron (mg/L)	**BGWC-7**	**0.03848**	**n/a**	**7/28/2022**	**1.1**	**Yes**	**73**	**0.1151**	**0.03777**	**16.44**	**Kaplan-Meier**	**sqrt(x)**	**0.000396**	**Param Inter 1 of 2**
Boron (mg/L)	**BGWC-8**	**0.03848**	**n/a**	**7/26/2022**	**0.052**	**Yes**	**73**	**0.1151**	**0.03777**	**16.44**	**Kaplan-Meier**	**sqrt(x)**	**0.000396**	**Param Inter 1 of 2**
Boron (mg/L)	**BGWC-9**	**0.03848**	**n/a**	**7/26/2022**	**0.47**	**Yes**	**73**	**0.1151**	**0.03777**	**16.44**	**Kaplan-Meier**	**sqrt(x)**	**0.000396**	**Param Inter 1 of 2**
Calcium (mg/L)	BGWC-10	117	n/a	7/28/2022	63	No	73	n/a	n/a	0	n/a	n/a	0.000353	NP Inter (normality) 1 of 2
Calcium (mg/L)	**BGWC-12**	**117**	**n/a**	**7/27/2022**	**175**	**Yes**	**73**	**n/a**	**n/a**	**0**	**n/a**	**n/a**	**0.000353**	**NP Inter (normality) 1 of 2**
Calcium (mg/L)	**BGWC-14A**	**117**	**n/a**	**7/26/2022**	**185**	**Yes**	**73**	**n/a**	**n/a**	**0**	**n/a**	**n/a**	**0.000353**	**NP Inter (normality) 1 of 2**
Calcium (mg/L)	**BGWC-16**	**117**	**n/a**	**7/27/2022**	**194**	**Yes**	**73**	**n/a**	**n/a**	**0**	**n/a**	**n/a**	**0.000353**	**NP Inter (normality) 1 of 2**
Calcium (mg/L)	BGWC-17	117	n/a	7/27/2022	80.9	No	73	n/a	n/a	0	n/a	n/a	0.000353	NP Inter (normality) 1 of 2
Calcium (mg/L)	BGWC-18	117	n/a	7/27/2022	65.9	No	73	n/a	n/a	0	n/a	n/a	0.000353	NP Inter (normality) 1 of 2
Calcium (mg/L)	BGWC-19	117	n/a	7/27/2022	63.2	No	73	n/a	n/a	0	n/a	n/a	0.000353	NP Inter (normality) 1 of 2
Calcium (mg/L)	**BGWC-20**	**117**	**n/a**	**7/27/2022**	**284**	**Yes**	**73**	**n/a**	**n/a**	**0**	**n/a**	**n/a**	**0.000353**	**NP Inter (normality) 1 of 2**
Calcium (mg/L)	BGWC-21	117	n/a	7/28/2022	43.1	No	73	n/a	n/a	0	n/a	n/a	0.000353	NP Inter (normality) 1 of 2
Calcium (mg/L)	**BGWC-22**	**117**	**n/a**	**8/2/2022**	**717**	**Yes**	**73**	**n/a**	**n/a**	**0**	**n/a**	**n/a**	**0.000353**	**NP Inter (normality) 1 of 2**
Calcium (mg/L)	**BGWC-23**	**117**	**n/a**	**8/1/2022**	**559**	**Yes**	**73**	**n/a**	**n/a**	**0**	**n/a**	**n/a**	**0.000353**	**NP Inter (normality) 1 of 2**
Calcium (mg/L)	**BGWC-24**	**117**	**n/a**	**10/21/2022**	**600**	**Yes**	**73**	**n/a**	**n/a**	**0**	**n/a**	**n/a**	**0.000353**	**NP Inter (normality) 1 of 2**
Calcium (mg/L)	BGWC-25	117	n/a	7/27/2022	52.1	No	73	n/a	n/a	0	n/a	n/a	0.000353	NP Inter (normality) 1 of 2
Calcium (mg/L)	BGWC-30	117	n/a	8/1/2022	111	No	73	n/a	n/a	0	n/a	n/a	0.000353	NP Inter (normality) 1 of 2
Calcium (mg/L)	**BGWC-7**	**117**	**n/a**	**7/28/2022**	**136**	**Yes**	**73**	**n/a**	**n/a**	**0**	**n/a**	**n/a**	**0.000353**	**NP Inter (normality) 1 of 2**
Calcium (mg/L)	BGWC-8	117	n/a	7/26/2022	41.8	No	73	n/a	n/a	0	n/a	n/a	0.000353	NP Inter (normality) 1 of 2
Calcium (mg/L)	BGWC-9	117	n/a	7/26/2022	66.3	No	73	n/a	n/a	0	n/a	n/a	0.000353	NP Inter (normality) 1 of 2
Chloride (mg/L)	**BGWC-10**	**9.144**	**n/a**	**7/28/2022**	**30**	**Yes**	**72**	**1.861**	**0.5413**	**0**	**None**	**sqrt(x)**	**0.000396**	**Param Inter 1 of 2**
Chloride (mg/L)	**BGWC-12**	**9.144**	**n/a**	**7/27/2022**	**16.2**	**Yes**	**72**	**1.861**	**0.5413**	**0**	**None**	**sqrt(x)**	**0.000396**	**Param Inter 1 of 2**
Chloride (mg/L)	**BGWC-14A**	**9.144**	**n/a**	**7/26/2022**	**19.6**	**Yes**	**72**	**1.861**	**0.5413**	**0**	**None**	**sqrt(x)**	**0.000396**	**Param Inter 1 of 2**
Chloride (mg/L)	**BGWC-16**	**9.144**	**n/a**	**7/27/2022**	**23.1**	**Yes**	**72**	**1.861**	**0.5413**	**0**	**None**	**sqrt(x)**	**0.000396**	**Param Inter 1 of 2**
Chloride (mg/L)	**BGWC-17**	**9.144**	**n/a**	**7/27/2022**	**43.2**	**Yes**	**72**	**1.861**	**0.5413**	**0**	**None**	**sqrt(x)**	**0.000396**	**Param Inter 1 of 2**
Chloride (mg/L)	**BGWC-18**	**9.144**	**n/a**	**7/27/2022**	**14.9**	**Yes**	**72**	**1.861**	**0.5413**	**0**	**None**	**sqrt(x)**	**0.000396**	**Param Inter 1 of 2**
Chloride (mg/L)	BGWC-19	9.144	n/a	7/27/2022	7.8	No	72	1.861	0.5413	0	None	sqrt(x)	0.000396	Param Inter 1 of 2
Chloride (mg/L)	**BGWC-20**	**9.144**	**n/a**	**7/27/2022**	**169**	**Yes**	**72**	**1.861**	**0.5413**	**0**	**None**	**sqrt(x)**	**0.000396**	**Param Inter 1 of 2**
Chloride (mg/L)	BGWC-21	9.144	n/a	7/28/2022	4.7	No	72	1.861	0.5413	0	None	sqrt(x)	0.000396	Param Inter 1 of 2
Chloride (mg/L)	**BGWC-22**	**9.144**	**n/a**	**8/2/2022**	**828**	**Yes**	**72**	**1.861**	**0.5413**	**0**	**None**	**sqrt(x)**	**0.000396**	**Param Inter 1 of 2**
Chloride (mg/L)	**BGWC-23**	**9.144**	**n/a**	**8/1/2022**	**794**	**Yes**	**72**	**1.861**	**0.5413**	**0**	**None**	**sqrt(x)**	**0.000396**	**Param Inter 1 of 2**
Chloride (mg/L)	**BGWC-24**	**9.144**	**n/a**	**10/21/2022**	**836**	**Yes**	**72**	**1.861**	**0.5413**	**0**	**None**	**sqrt(x)**	**0.000396**	**Param Inter 1 of 2**
Chloride (mg/L)	BGWC-25	9.144	n/a	7/27/2022	6.2	No	72	1.861	0.5413	0	None	sqrt(x)	0.000396	Param Inter 1 of 2
Chloride (mg/L)	**BGWC-30**	**9.144**	**n/a**	**8/1/2022**	**114**	**Yes**	**72**	**1.861**	**0.5413**	**0**	**None**	**sqrt(x)**	**0.000396**	**Param Inter 1 of 2**
Chloride (mg/L)	BGWC-7	9.144	n/a	7/28/2022	8.9	No	72	1.861	0.5413	0	None	sqrt(x)	0.000396	Param Inter 1 of 2
Chloride (mg/L)	BGWC-8	9.144	n/a	7/26/2022	1.6	No	72	1.861	0.5413	0	None	sqrt(x)	0.000396	Param Inter 1 of 2
Chloride (mg/L)	**BGWC-9**	**9.144**	**n/a**	**7/26/2022**	**10.9**	**Yes**	**72**	**1.861**	**0.5413**	**0**	**None**	**sqrt(x)**	**0.000396**	**Param Inter 1 of 2**
Fluoride (mg/L)	BGWC-10	0.57	n/a	7/28/2022	0.064J	No	83	n/a	n/a	49.4	n/a	n/a	0.0002756	NP Inter (normality) 1 of 2
Fluoride (mg/L)	BGWC-12	0.57	n/a	7/27/2022	0.081J	No	83	n/a	n/a	49.4	n/a	n/a	0.0002756	NP Inter (normality) 1 of 2
Fluoride (mg/L)	BGWC-14A	0.57	n/a	7/26/2022	0.082J	No	83	n/a	n/a	49.4	n/a	n/a	0.0002756	NP Inter (normality) 1 of 2
Fluoride (mg/L)	BGWC-16	0.57	n/a	7/27/2022	0.091J	No	83	n/a	n/a	49.4	n/a	n/a	0.0002756	NP Inter (normality) 1 of 2
Fluoride (mg/L)	BGWC-17	0.57	n/a	7/27/2022	0.13	No	83	n/a	n/a	49.4	n/a	n/a	0.0002756	NP Inter (normality) 1 of 2
Fluoride (mg/L)	BGWC-18	0.57	n/a	7/27/2022	0.081J	No	83	n/a	n/a	49.4	n/a	n/a	0.0002756	NP Inter (normality) 1 of 2
Fluoride (mg/L)	BGWC-19	0.57	n/a	7/27/2022	0.071J	No	83	n/a	n/a	49.4	n/a	n/a	0.0002756	NP Inter (normality) 1 of 2
Fluoride (mg/L)	BGWC-20	0.57	n/a	7/27/2022	0.062J	No	83	n/a	n/a	49.4	n/a	n/a	0.0002756	NP Inter (normality) 1 of 2
Fluoride (mg/L)	BGWC-21	0.57	n/a	7/28/2022	0.1ND	No	83	n/a	n/a	49.4	n/a	n/a	0.0002756	NP Inter (normality) 1 of 2
Fluoride (mg/L)	BGWC-22	0.57	n/a	8/2/2022	0.19	No	83	n/a	n/a	49.4	n/a	n/a	0.0002756	NP Inter (normality) 1 of 2
Fluoride (mg/L)	BGWC-23	0.57	n/a	8/1/2022	0.07J	No	83	n/a	n/a	49.4	n/a	n/a	0.0002756	NP Inter (normality) 1 of 2
Fluoride (mg/L)	BGWC-24	0.57	n/a	10/21/2022	0.14	No	83	n/a	n/a	49.4	n/a	n/a	0.0002756	NP Inter (normality) 1 of 2
Fluoride (mg/L)	BGWC-25	0.57	n/a	7/27/2022	0.051J	No	83	n/a	n/a	49.4	n/a	n/a	0.0002756	NP Inter (normality) 1 of 2
Fluoride (mg/L)	BGWC-30	0.57	n/a	8/1/2022	0.09J	No	83	n/a	n/a	49.4	n/a	n/a	0.0002756	NP Inter (normality) 1 of 2
Fluoride (mg/L)	BGWC-7	0.57	n/a	7/28/2022	0.16	No	83	n/a	n/a	49.4	n/a	n/a	0.0002756	NP Inter (normality) 1 of 2
Fluoride (mg/L)	BGWC-8	0.57	n/a	7/26/2022	0.067J	No	83	n/a	n/a	49.4	n/a	n/a	0.0002756	NP Inter (normality) 1 of 2
Fluoride (mg/L)	BGWC-9	0.57	n/a	7/26/2022	0.11	No	83	n/a	n/a	49.4	n/a	n/a	0.0002756	NP Inter (normality) 1 of 2

Interwell Prediction Limits - All Results

Plant Bowen Client: Southern Company Data: Bowen AP-1 Printed 11/15/2022, 7:53 PM

Constituent	Well	Upper Lim.	Lower Lim.	Date	Observ.	Sig.	Bg N	Bg Mean	Std. Dev.	%NDs	ND Adj.	Transform	Alpha	Method
pH (s.u.)	BGWC-10	8.341	6.705	7/28/2022	7.63	No	84	57.26	5.773	0	None	x^2	0.000198	Param Inter 1 of 2
pH (s.u.)	BGWC-12	8.341	6.705	7/27/2022	6.85	No	84	57.26	5.773	0	None	x^2	0.000198	Param Inter 1 of 2
pH (s.u.)	BGWC-14A	8.341	6.705	7/26/2022	6.78	No	84	57.26	5.773	0	None	x^2	0.000198	Param Inter 1 of 2
pH (s.u.)	**BGWC-16**	**8.341**	**6.705**	**7/27/2022**	**6.49**	**Yes**	**84**	**57.26**	**5.773**	**0**	**None**	**x^2**	**0.000198**	**Param Inter 1 of 2**
pH (s.u.)	BGWC-17	8.341	6.705	7/27/2022	7.29	No	84	57.26	5.773	0	None	x^2	0.000198	Param Inter 1 of 2
pH (s.u.)	BGWC-18	8.341	6.705	7/27/2022	7.02	No	84	57.26	5.773	0	None	x^2	0.000198	Param Inter 1 of 2
pH (s.u.)	**BGWC-19**	**8.341**	**6.705**	**7/27/2022**	**6.55**	**Yes**	**84**	**57.26**	**5.773**	**0**	**None**	**x^2**	**0.000198**	**Param Inter 1 of 2**
pH (s.u.)	BGWC-20	8.341	6.705	7/27/2022	7.18	No	84	57.26	5.773	0	None	x^2	0.000198	Param Inter 1 of 2
pH (s.u.)	BGWC-21	8.341	6.705	7/28/2022	7.85	No	84	57.26	5.773	0	None	x^2	0.000198	Param Inter 1 of 2
pH (s.u.)	BGWC-22	8.341	6.705	8/2/2022	6.73	No	84	57.26	5.773	0	None	x^2	0.000198	Param Inter 1 of 2
pH (s.u.)	BGWC-23	8.341	6.705	8/1/2022	7	No	84	57.26	5.773	0	None	x^2	0.000198	Param Inter 1 of 2
pH (s.u.)	**BGWC-24**	**8.341**	**6.705**	**10/21/2022**	**6.3**	**Yes**	**84**	**57.26**	**5.773**	**0**	**None**	**x^2**	**0.000198**	**Param Inter 1 of 2**
pH (s.u.)	BGWC-25	8.341	6.705	7/27/2022	7.22	No	84	57.26	5.773	0	None	x^2	0.000198	Param Inter 1 of 2
pH (s.u.)	BGWC-30	8.341	6.705	8/1/2022	7.21	No	84	57.26	5.773	0	None	x^2	0.000198	Param Inter 1 of 2
pH (s.u.)	BGWC-7	8.341	6.705	7/28/2022	6.96	No	84	57.26	5.773	0	None	x^2	0.000198	Param Inter 1 of 2
pH (s.u.)	BGWC-8	8.341	6.705	7/26/2022	7.63	No	84	57.26	5.773	0	None	x^2	0.000198	Param Inter 1 of 2
pH (s.u.)	BGWC-9	8.341	6.705	7/26/2022	7.33	No	84	57.26	5.773	0	None	x^2	0.000198	Param Inter 1 of 2
Sulfate (mg/L)	**BGWC-10**	**78**	**n/a**	**7/28/2022**	**105**	**Yes**	**72**	**n/a**	**n/a**	**0**	**n/a**	**n/a**	**0.0003615**	**NP Inter (normality) 1 of 2**
Sulfate (mg/L)	**BGWC-12**	**78**	**n/a**	**7/27/2022**	**419**	**Yes**	**72**	**n/a**	**n/a**	**0**	**n/a**	**n/a**	**0.0003615**	**NP Inter (normality) 1 of 2**
Sulfate (mg/L)	**BGWC-14A**	**78**	**n/a**	**7/26/2022**	**486**	**Yes**	**72**	**n/a**	**n/a**	**0**	**n/a**	**n/a**	**0.0003615**	**NP Inter (normality) 1 of 2**
Sulfate (mg/L)	**BGWC-16**	**78**	**n/a**	**7/27/2022**	**496**	**Yes**	**72**	**n/a**	**n/a**	**0**	**n/a**	**n/a**	**0.0003615**	**NP Inter (normality) 1 of 2**
Sulfate (mg/L)	**BGWC-17**	**78**	**n/a**	**7/27/2022**	**118**	**Yes**	**72**	**n/a**	**n/a**	**0**	**n/a**	**n/a**	**0.0003615**	**NP Inter (normality) 1 of 2**
Sulfate (mg/L)	BGWC-18	78	n/a	7/27/2022	55.5	No	72	n/a	n/a	0	n/a	n/a	0.0003615	NP Inter (normality) 1 of 2
Sulfate (mg/L)	**BGWC-19**	**78**	**n/a**	**7/27/2022**	**82.7**	**Yes**	**72**	**n/a**	**n/a**	**0**	**n/a**	**n/a**	**0.0003615**	**NP Inter (normality) 1 of 2**
Sulfate (mg/L)	**BGWC-20**	**78**	**n/a**	**7/27/2022**	**617**	**Yes**	**72**	**n/a**	**n/a**	**0**	**n/a**	**n/a**	**0.0003615**	**NP Inter (normality) 1 of 2**
Sulfate (mg/L)	BGWC-21	78	n/a	7/28/2022	55.3	No	72	n/a	n/a	0	n/a	n/a	0.0003615	NP Inter (normality) 1 of 2
Sulfate (mg/L)	**BGWC-22**	**78**	**n/a**	**8/2/2022**	**762**	**Yes**	**72**	**n/a**	**n/a**	**0**	**n/a**	**n/a**	**0.0003615**	**NP Inter (normality) 1 of 2**
Sulfate (mg/L)	**BGWC-23**	**78**	**n/a**	**8/1/2022**	**528**	**Yes**	**72**	**n/a**	**n/a**	**0**	**n/a**	**n/a**	**0.0003615**	**NP Inter (normality) 1 of 2**
Sulfate (mg/L)	**BGWC-24**	**78**	**n/a**	**10/21/2022**	**389**	**Yes**	**72**	**n/a**	**n/a**	**0**	**n/a**	**n/a**	**0.0003615**	**NP Inter (normality) 1 of 2**
Sulfate (mg/L)	BGWC-25	78	n/a	7/27/2022	12.6	No	72	n/a	n/a	0	n/a	n/a	0.0003615	NP Inter (normality) 1 of 2
Sulfate (mg/L)	BGWC-30	78	n/a	8/1/2022	63.3	No	72	n/a	n/a	0	n/a	n/a	0.0003615	NP Inter (normality) 1 of 2
Sulfate (mg/L)	**BGWC-7**	**78**	**n/a**	**7/28/2022**	**268**	**Yes**	**72**	**n/a**	**n/a**	**0**	**n/a**	**n/a**	**0.0003615**	**NP Inter (normality) 1 of 2**
Sulfate (mg/L)	BGWC-8	78	n/a	7/26/2022	31.6	No	72	n/a	n/a	0	n/a	n/a	0.0003615	NP Inter (normality) 1 of 2
Sulfate (mg/L)	**BGWC-9**	**78**	**n/a**	**7/26/2022**	**88**	**Yes**	**72**	**n/a**	**n/a**	**0**	**n/a**	**n/a**	**0.0003615**	**NP Inter (normality) 1 of 2**
Total Dissolved Solids (mg/L)	BGWC-10	469.5	n/a	7/28/2022	338	No	71	14.68	3.248	0	None	sqrt(x)	0.000396	Param Inter 1 of 2
Total Dissolved Solids (mg/L)	**BGWC-12**	**469.5**	**n/a**	**7/27/2022**	**952**	**Yes**	**71**	**14.68**	**3.248**	**0**	**None**	**sqrt(x)**	**0.000396**	**Param Inter 1 of 2**
Total Dissolved Solids (mg/L)	**BGWC-14A**	**469.5**	**n/a**	**7/26/2022**	**966**	**Yes**	**71**	**14.68**	**3.248**	**0**	**None**	**sqrt(x)**	**0.000396**	**Param Inter 1 of 2**
Total Dissolved Solids (mg/L)	**BGWC-16**	**469.5**	**n/a**	**7/27/2022**	**944**	**Yes**	**71**	**14.68**	**3.248**	**0**	**None**	**sqrt(x)**	**0.000396**	**Param Inter 1 of 2**
Total Dissolved Solids (mg/L)	BGWC-17	469.5	n/a	7/27/2022	438	No	71	14.68	3.248	0	None	sqrt(x)	0.000396	Param Inter 1 of 2
Total Dissolved Solids (mg/L)	BGWC-18	469.5	n/a	7/27/2022	307	No	71	14.68	3.248	0	None	sqrt(x)	0.000396	Param Inter 1 of 2
Total Dissolved Solids (mg/L)	BGWC-19	469.5	n/a	7/27/2022	338	No	71	14.68	3.248	0	None	sqrt(x)	0.000396	Param Inter 1 of 2
Total Dissolved Solids (mg/L)	**BGWC-20**	**469.5**	**n/a**	**7/27/2022**	**1370**	**Yes**	**71**	**14.68**	**3.248**	**0**	**None**	**sqrt(x)**	**0.000396**	**Param Inter 1 of 2**
Total Dissolved Solids (mg/L)	BGWC-21	469.5	n/a	7/28/2022	259	No	71	14.68	3.248	0	None	sqrt(x)	0.000396	Param Inter 1 of 2
Total Dissolved Solids (mg/L)	**BGWC-22**	**469.5**	**n/a**	**8/2/2022**	**3440**	**Yes**	**71**	**14.68**	**3.248**	**0**	**None**	**sqrt(x)**	**0.000396**	**Param Inter 1 of 2**
Total Dissolved Solids (mg/L)	**BGWC-23**	**469.5**	**n/a**	**8/1/2022**	**2780**	**Yes**	**71**	**14.68**	**3.248**	**0**	**None**	**sqrt(x)**	**0.000396**	**Param Inter 1 of 2**
Total Dissolved Solids (mg/L)	**BGWC-24**	**469.5**	**n/a**	**10/21/2022**	**1610**	**Yes**	**71**	**14.68**	**3.248**	**0**	**None**	**sqrt(x)**	**0.000396**	**Param Inter 1 of 2**
Total Dissolved Solids (mg/L)	BGWC-25	469.5	n/a	7/27/2022	231	No	71	14.68	3.248	0	None	sqrt(x)	0.000396	Param Inter 1 of 2
Total Dissolved Solids (mg/L)	**BGWC-30**	**469.5**	**n/a**	**8/1/2022**	**582**	**Yes**	**71**	**14.68**	**3.248**	**0**	**None**	**sqrt(x)**	**0.000396**	**Param Inter 1 of 2**
Total Dissolved Solids (mg/L)	**BGWC-7**	**469.5**	**n/a**	**7/28/2022**	**732**	**Yes**	**71**	**14.68**	**3.248**	**0**	**None**	**sqrt(x)**	**0.000396**	**Param Inter 1 of 2**
Total Dissolved Solids (mg/L)	BGWC-8	469.5	n/a	7/26/2022	196	No	71	14.68	3.248	0	None	sqrt(x)	0.000396	Param Inter 1 of 2
Total Dissolved Solids (mg/L)	BGWC-9	469.5	n/a	7/26/2022	349	No	71	14.68	3.248	0	None	sqrt(x)	0.000396	Param Inter 1 of 2

Sanitas™ v.9.6.35 . UG

Exceeds Limit: BGWC-10, BGWC-12, BGWC-14A, BGWC-16, BGWC-17, BGWC-18, BGWC-19, BGWC-20, BGWC-22, BGWC-23...

Prediction Limit

Interwell Parametric

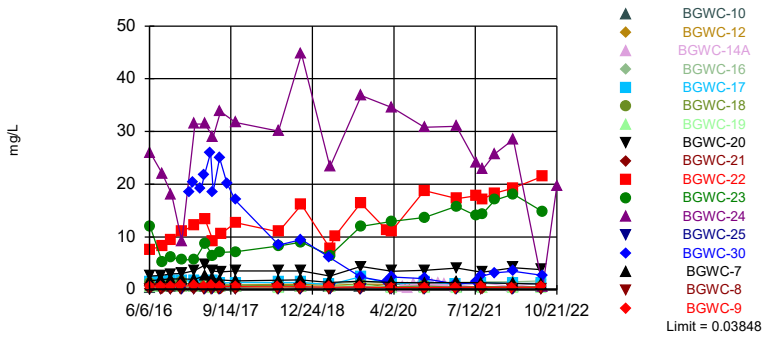

Background Data Summary (based on square root transformation) (after Kaplan-Meier Adjustment): Mean=0.1151, Std. Dev.=0.03777, n=73, 16.44% NDs. Normality test: Shapiro Francia @alpha = 0.01, calculated = 0.9687, critical = 0.956. Kappa = 2.147 (c=7, w=19, 1 of 2, event alpha = 0.05132). Report alpha = 0.007498. Individual comparison alpha = 0.000396. Comparing 17 points to limit. Assumes 2 future values.

Constituent: Boron Analysis Run 11/15/2022 7:47 PM View: Interwell PL

Plant Bowen Client: Southern Company Data: Bowen AP-1

Sanitas™ v.9.6.35 . UG

Exceeds Limit: BGWC-12, BGWC-14A, BGWC-16, BGWC-20, BGWC-22, BGWC-23, BGWC-24, BGWC-7

Prediction Limit

Interwell Non-parametric

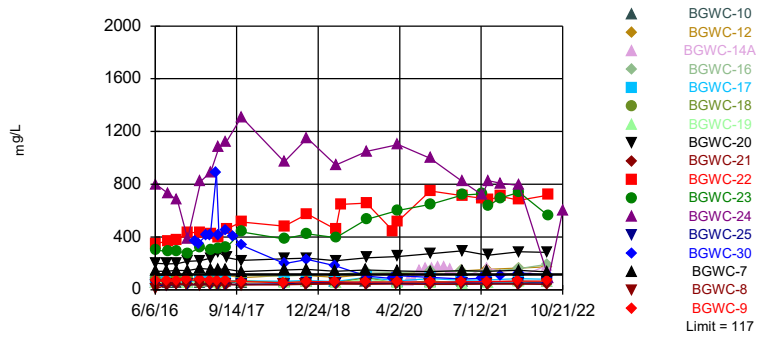

Non-parametric test used in lieu of parametric prediction limit because the Shapiro Francia normality test showed the data to be non-normal at the 0.01 alpha level. Limit is highest of 73 background values. Annual per-constituent alpha = 0.01333. Individual comparison alpha = 0.000353 (1 of 2). Comparing 17 points to limit. Assumes 2 future values.

Constituent: Calcium Analysis Run 11/15/2022 7:47 PM View: Interwell PL

Plant Bowen Client: Southern Company Data: Bowen AP-1

Sanitas™ v.9.6.35 . UG

Exceeds Limit: BGWC-10, BGWC-12, BGWC-14A, BGWC-16, BGWC-17, BGWC-18, BGWC-20, BGWC-22, BGWC-23, BGWC-24...

Prediction Limit

Interwell Parametric

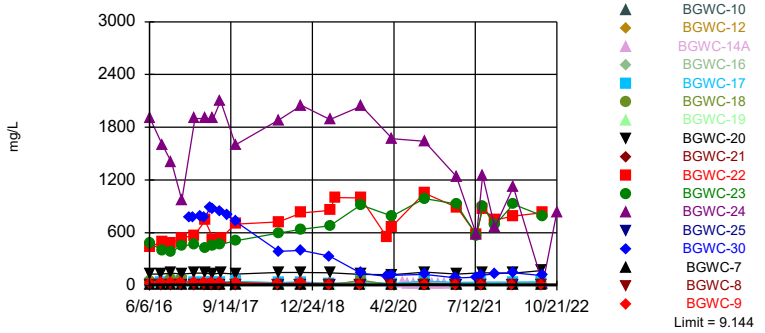

Background Data Summary (based on square root transformation): Mean=1.861, Std. Dev.=0.5413, n=72. Normality test: Shapiro Francia @alpha = 0.01, calculated = 0.9698, critical = 0.954. Kappa = 2.148 (c=7, w=19, 1 of 2, event alpha = 0.05132). Report alpha = 0.007498. Individual comparison alpha = 0.000396. Comparing 17 points to limit. Assumes 2 future values.

Constituent: Chloride Analysis Run 11/15/2022 7:47 PM View: Interwell PL

Plant Bowen Client: Southern Company Data: Bowen AP-1

Sanitas™ v.9.6.35 . UG

Hollow symbols indicate censored values.

Within Limit

Prediction Limit

Interwell Non-parametric

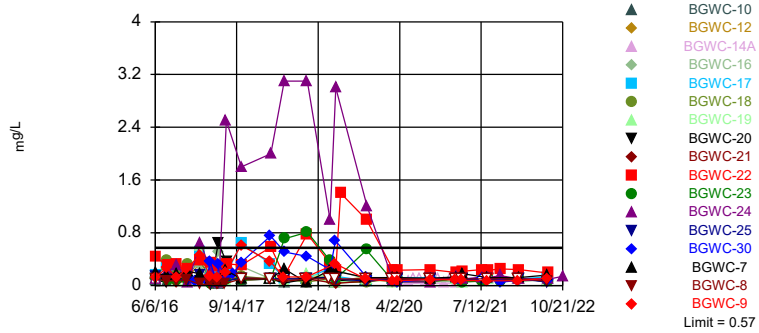

Non-parametric test used in lieu of parametric prediction limit because the Shapiro Francia normality test showed the data to be non-normal at the 0.01 alpha level. Limit is highest of 83 background values. 49.4% NDs. Annual per-constituent alpha = 0.01042. Individual comparison alpha = 0.0002756 (1 of 2). Comparing 17 points to limit. Assumes 2 future values.

Constituent: Fluoride Analysis Run 11/15/2022 7:47 PM View: Interwell PL

Plant Bowen Client: Southern Company Data: Bowen AP-1

Sanitas™ v.9.6.35 . UG

Exceeds Limits: BGWC-16, BGWC-19, BGWC-24

Prediction Limit

Interwell Parametric

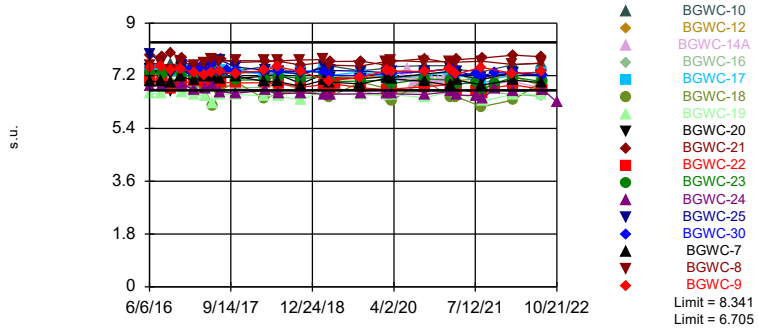

Background Data Summary (based on square transformation): Mean=57.26, Std. Dev.=5.773, n=84. Normality test: Shapiro Francia @alpha = 0.01, calculated = 0.9604, critical = 0.96. Kappa = 2.132 (c=7, w=19, 1 of 2, event alpha = 0.05132). Report alpha = 0.007498. Individual comparison alpha = 0.000198. Comparing 17 points to limit. Assumes 2 future values.

Constituent: pH Analysis Run 11/15/2022 7:47 PM View: Interwell PL

Plant Bowen Client: Southern Company Data: Bowen AP-1

Sanitas™ v.9.6.35 . UG

Exceeds Limit: BGWC-10, BGWC-12, BGWC-14A, BGWC-16, BGWC-17, BGWC-19, BGWC-20, BGWC-22, BGWC-23, BGWC-24...

Prediction Limit

Interwell Non-parametric

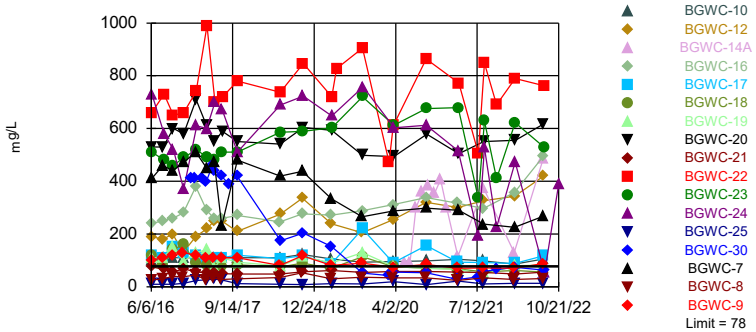

Non-parametric test used in lieu of parametric prediction limit because the Shapiro Francia normality test showed the data to be non-normal at the 0.01 alpha level. Limit is highest of 72 background values. Annual per-constituent alpha = 0.01365. Individual comparison alpha = 0.0003615 (1 of 2). Comparing 17 points to limit. Assumes 2 future values.

Constituent: Sulfate Analysis Run 11/15/2022 7:47 PM View: Interwell PL

Plant Bowen Client: Southern Company Data: Bowen AP-1

Sanitas™ v.9.6.35 . UG

Exceeds Limit: BGWC-12, BGWC-14A, BGWC-16, BGWC-20, BGWC-22, BGWC-23, BGWC-24, BGWC-30, BGWC-7

Prediction Limit

Interwell Parametric

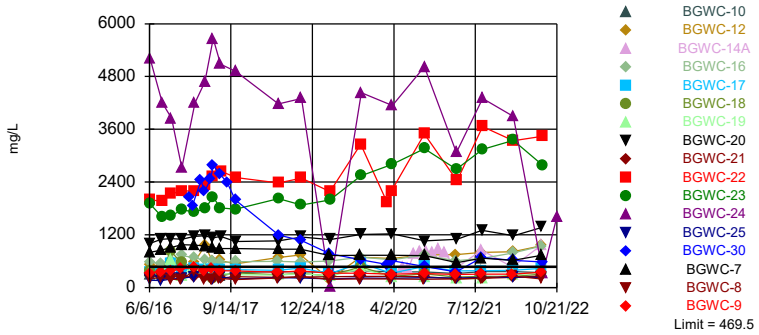

Background Data Summary (based on square root transformation): Mean=14.68, Std. Dev.=3.248, n=71. Normality test: Shapiro Francia @alpha = 0.01, calculated = 0.9587, critical = 0.953. Kappa = 2.15 (c=7, w=19, 1 of 2, event alpha = 0.05132). Report alpha = 0.007498. Individual comparison alpha = 0.000396. Comparing 17 points to limit. Assumes 2 future values.

Constituent: Total Dissolved Solids Analysis Run 11/15/2022 7:47 PM View: Interwell PL

Plant Bowen Client: Southern Company Data: Bowen AP-1

Prediction Limit

Constituent: Boron (mg/L) Analysis Run 11/15/2022 7:53 PM View: Interwell PL

Plant Bowen Client: Southern Company Data: Bowen AP-1

	BGWA-2 (bg)	BGWC-9	BGWC-16	BGWC-17	BGWC-12	BGWC-10	BGWC-8	BGWC-19	BGWC-18
6/6/2016	<0.04	0.55							
6/7/2016			1.7	1.5	1.1	0.37	0.02		
6/8/2016								0.49	1.2
6/9/2016									
8/9/2016	0.0336 (J)								
8/10/2016							0.117		
8/11/2016		0.612	1.37	1.41					
8/12/2016					0.867			0.647	0.895
8/15/2016									
8/16/2016						0.525			
8/18/2016									
8/22/2016									
10/3/2016	0.0226 (J)								
10/4/2016							0.177		
10/5/2016		0.659							
10/6/2016					0.863				
10/7/2016			1.49	1.76		0.492		0.868	1.33
10/10/2016									
11/29/2016	0.0085 (J)								
12/1/2016									
12/2/2016							0.0668		
12/5/2016		0.71			0.879				
12/6/2016			1.65	1.79		0.515			1.5
12/7/2016								0.51	
12/8/2016									
1/10/2017									
1/23/2017									
2/7/2017									
2/13/2017	<0.04								
2/14/2017							0.122		
2/15/2017		0.707			0.886				
2/16/2017			1.73	1.63		0.482		0.68	0.753
2/17/2017									
2/20/2017									
3/27/2017									
4/13/2017	0.0084 (J)								
4/14/2017							0.054		
4/17/2017		0.675							
4/18/2017			1.77		0.941	0.515			
4/19/2017				1.47				0.701	0.762
4/20/2017									
5/22/2017									
5/25/2017	0.01 (J)								
5/26/2017		0.711					0.0817		
5/30/2017			1.52	1.7					
6/1/2017								0.383	0.663
6/2/2017					1.02	0.513			
6/5/2017									
7/7/2017	0.009 (J)								
7/10/2017							0.0534		
7/11/2017		0.633							
7/12/2017						0.508			

Prediction Limit

Constituent: Boron (mg/L) Analysis Run 11/15/2022 7:53 PM View: Interwell PL

Plant Bowen Client: Southern Company Data: Bowen AP-1

	BGWA-2 (bg)	BGWC-9	BGWC-16	BGWC-17	BGWC-12	BGWC-10	BGWC-8	BGWC-19	BGWC-18
7/13/2017					0.945				
7/14/2017			1.26	1.26				0.645	0.787
7/17/2017									
7/18/2017									
7/19/2017									
8/23/2017									
10/9/2017	0.0063 (J)								
10/10/2017		0.619			0.908		0.0515		
10/11/2017			1.36	1.37		0.486		0.594	0.889
10/12/2017									
6/12/2018	0.0058 (J)	0.56	1.3				0.074		
6/13/2018									
6/14/2018				1.4	1	0.54			0.75
6/15/2018								0.44	
10/16/2018	0.0066 (J)						0.16		
10/17/2018		0.61		1.4	1				
10/18/2018			1.3			0.49			0.8
10/19/2018								0.65	
10/22/2018									
4/1/2019	0.0076 (J)	0.5			0.86 (J)		0.046 (J)		
4/2/2019			1.1	0.95 (J)		0.51 (J)			0.56 (J)
4/3/2019								0.51	
4/4/2019									
5/2/2019	0.015 (J)								
7/9/2019									
9/23/2019	0.0069 (J)								
9/24/2019		0.51					0.06		
9/25/2019					1.1	0.49			
9/26/2019			1.5	2.5				0.96	1.1
9/27/2019									
9/30/2019									
2/19/2020									
2/21/2020									
2/25/2020									
2/26/2020									
3/18/2020	0.016 (J)						0.058		
3/19/2020		0.41	1.3	1	1				
3/20/2020								0.29	0.53
3/23/2020						0.5			
3/24/2020									
3/25/2020									
5/22/2020									
5/25/2020									
6/23/2020									
7/28/2020									
9/2/2020									
9/3/2020									
9/23/2020	0.0086 (J)						0.054 (J)		
9/24/2020		0.44	1.3	1.5		0.47			0.72
9/25/2020					1				
9/28/2020								0.4	
10/1/2020									

Prediction Limit

Constituent: Boron (mg/L) Analysis Run 11/15/2022 7:53 PM View: Interwell PL

Plant Bowen Client: Southern Company Data: Bowen AP-1

	BGWA-2 (bg)	BGWC-9	BGWC-16	BGWC-17	BGWC-12	BGWC-10	BGWC-8	BGWC-19	BGWC-18
11/10/2020									
12/15/2020									
1/20/2021									
3/23/2021									
3/24/2021		0.45	1.3	1.1	1.2		0.04 (J)		0.5
3/25/2021									
3/26/2021	0.0094 (J)							0.24	
3/29/2021									
3/30/2021						0.56			
4/1/2021									
7/19/2021									
7/20/2021									
8/16/2021	0.013 (J)								
8/18/2021		0.47	1.5		1.2	0.51	0.093		
8/19/2021				1.3					0.57
8/20/2021								0.29	
8/23/2021									
8/25/2021									
11/1/2021									
2/9/2022	0.0099 (J)								
2/10/2022		0.46					0.051		
2/11/2022			1.5	1.2	1.2	0.5			
2/14/2022									
2/15/2022									
2/16/2022								0.35	0.56
7/26/2022	0.014 (J)	0.47					0.052		
7/27/2022			1.7	1.2	1.2			0.43	0.53
7/28/2022						0.52			
8/1/2022									
8/2/2022									
8/3/2022									
10/21/2022									

Prediction Limit

Constituent: Boron (mg/L) Analysis Run 11/15/2022 7:53 PM View: Interwell PL

Plant Bowen Client: Southern Company Data: Bowen AP-1

	BGWC-20	BGWC-22	BGWC-21	BGWC-25	BGWC-7	BGWC-24	BGWC-23	BGWA-29 (bg)	BGWC-30
6/6/2016									
6/7/2016									
6/8/2016	2.6	7.6	0.12	0.029 (J)	1.7				
6/9/2016						26	12		
8/9/2016									
8/10/2016									
8/11/2016					1.95				
8/12/2016	2.74								
8/15/2016				0.0228 (J)					
8/16/2016									
8/18/2016		8.37	0.191			22	5.2		
8/22/2016								0.0132 (J)	
10/3/2016									
10/4/2016								0.0065 (J)	
10/5/2016									
10/6/2016					2.06				
10/7/2016									
10/10/2016	3	9.46	0.13	0.0305 (J)		18.1	6.13		
11/29/2016									
12/1/2016								<0.04	
12/2/2016									
12/5/2016									
12/6/2016					2.05				
12/7/2016	3.08					9.19	5.7		
12/8/2016		11.1	0.144	0.0164 (J)					
1/10/2017								<0.04	
1/23/2017									18.6
2/7/2017									20.4
2/13/2017									
2/14/2017								<0.04	
2/15/2017					2.01				
2/16/2017									
2/17/2017	3.63	12.2	0.0685						
2/20/2017				0.0154 (J)		31.4	5.7		
3/27/2017									19.1
4/13/2017									
4/14/2017								<0.04	
4/17/2017									21.8
4/18/2017					2.58				
4/19/2017	4.68		0.0743			31.4	8.79		
4/20/2017		13.3		0.0283 (J)					
5/22/2017									26
5/25/2017								<0.04	
5/26/2017									
5/30/2017									
6/1/2017	3.57		0.0499	0.0467					
6/2/2017					2.22				
6/5/2017		9.19				29	6.39		18.6
7/7/2017									
7/10/2017								<0.04	
7/11/2017									25
7/12/2017									

Prediction Limit

Constituent: Boron (mg/L) Analysis Run 11/15/2022 7:53 PM View: Interwell PL

Plant Bowen Client: Southern Company Data: Bowen AP-1

	BGWC-20	BGWC-22	BGWC-21	BGWC-25	BGWC-7	BGWC-24	BGWC-23	BGWA-29 (bg)	BGWC-30
7/13/2017									
7/14/2017					1.85				
7/17/2017				0.0171 (J)		33.8	7.06		
7/18/2017	3.37		0.0544						
7/19/2017		10.6							
8/23/2017									20.2
10/9/2017									
10/10/2017								<0.04	17
10/11/2017	3.54			0.0141 (J)	1.72	31.7	7.18		
10/12/2017		12.7	0.0494						
6/12/2018								0.0056 (J)	
6/13/2018	3.6				1.8	30.1	8.3		
6/14/2018		11	0.035 (J)	0.017 (J)					
6/15/2018									8.5
10/16/2018								0.0071 (J)	
10/17/2018									
10/18/2018					1.9				
10/19/2018			0.028 (J)						
10/22/2018	3.6	16.1		0.03 (J)		44.7	9		9.5
4/1/2019								0.0048 (J)	
4/2/2019					1.4				6.1 (J)
4/3/2019	2.6	7.9	0.12			23.3	6.5		
4/4/2019				0.02 (J)					
5/2/2019		10.1							
7/9/2019									
9/23/2019								0.0052 (J)	
9/24/2019					1.6				
9/25/2019									
9/26/2019	4.4								
9/27/2019		16.4					12		2.4
9/30/2019			0.04 (J)	0.038 (J)		36.8			
2/19/2020								0.0057 (J)	
2/21/2020									
2/25/2020		11.2							
2/26/2020									1.5
3/18/2020								0.0054 (J)	
3/19/2020					1.4				
3/20/2020		11.1	0.03 (J)						
3/23/2020	3.5						13		2.4
3/24/2020				0.032 (J)					
3/25/2020						34.5			
5/22/2020									
5/25/2020									
6/23/2020									
7/28/2020									
9/2/2020									
9/3/2020									
9/23/2020								<0.04	
9/24/2020		18.8	0.037 (J)				13.7		
9/25/2020					1.3	30.8			2.1
9/28/2020	3.7			0.049 (J)					
10/1/2020									

Prediction Limit

Constituent: Boron (mg/L) Analysis Run 11/15/2022 7:53 PM View: Interwell PL

Plant Bowen Client: Southern Company Data: Bowen AP-1

	BGWC-20	BGWC-22	BGWC-21	BGWC-25	BGWC-7	BGWC-24	BGWC-23	BGWA-29 (bg)	BGWC-30
11/10/2020									
12/15/2020									
1/20/2021									
3/23/2021								<0.04	
3/24/2021									
3/25/2021									1.1
3/26/2021				0.17		31	15.8		
3/29/2021	4.1	17.3	0.038 (J)						
3/30/2021					1.4				
4/1/2021									
7/19/2021		17.8				24	14		
7/20/2021									1.4
8/16/2021								<0.04	
8/18/2021									
8/19/2021				0.038 (J)	1.3				2.6
8/20/2021	3.3		0.045						
8/23/2021		17.2				22.8	14.4		
8/25/2021									
11/1/2021		18.3				25.8	17		3.2
2/9/2022									
2/10/2022								0.012 (J)	
2/11/2022					1.2				
2/14/2022							18.1		3.5
2/15/2022		19.3				28.5			
2/16/2022	4.2		0.053	0.048					
7/26/2022								0.013 (J)	
7/27/2022	3.8			0.051					
7/28/2022			0.035 (J)		1.1				
8/1/2022							14.8		2.7
8/2/2022		21.5				0.52			
8/3/2022									
10/21/2022						19.7 (R)			

Prediction Limit

Constituent: Boron (mg/L) Analysis Run 11/15/2022 7:53 PM View: Interwell PL

Plant Bowen Client: Southern Company Data: Bowen AP-1

	BGWA-33 (bg)	BGWC-14A	BGWA-47D (bg)	BGWA-48D (bg)
6/6/2016				
6/7/2016				
6/8/2016				
6/9/2016				
8/9/2016				
8/10/2016				
8/11/2016				
8/12/2016				
8/15/2016				
8/16/2016				
8/18/2016				
8/22/2016				
10/3/2016				
10/4/2016				
10/5/2016				
10/6/2016				
10/7/2016				
10/10/2016				
11/29/2016				
12/1/2016				
12/2/2016				
12/5/2016				
12/6/2016				
12/7/2016				
12/8/2016				
1/10/2017				
1/23/2017				
2/7/2017				
2/13/2017				
2/14/2017				
2/15/2017				
2/16/2017				
2/17/2017				
2/20/2017				
3/27/2017				
4/13/2017				
4/14/2017				
4/17/2017				
4/18/2017				
4/19/2017				
4/20/2017				
5/22/2017				
5/25/2017				
5/26/2017				
5/30/2017				
6/1/2017				
6/2/2017				
6/5/2017				
7/7/2017				
7/10/2017				
7/11/2017				
7/12/2017				

Prediction Limit

Constituent: Boron (mg/L) Analysis Run 11/15/2022 7:53 PM View: Interwell PL

Plant Bowen Client: Southern Company Data: Bowen AP-1

	BGWA-33 (bg)	BGWC-14A	BGWA-47D (bg)	BGWA-48D (bg)
7/13/2017				
7/14/2017				
7/17/2017				
7/18/2017				
7/19/2017				
8/23/2017				
10/9/2017				
10/10/2017				
10/11/2017				
10/12/2017				
6/12/2018				
6/13/2018				
6/14/2018				
6/15/2018				
10/16/2018				
10/17/2018				
10/18/2018				
10/19/2018				
10/22/2018				
4/1/2019				
4/2/2019				
4/3/2019	0.66 (o)			
4/4/2019				
5/2/2019				
7/9/2019	0.027 (J)			
9/23/2019				
9/24/2019				
9/25/2019				
9/26/2019				
9/27/2019	0.033 (J)			
9/30/2019				
2/19/2020				
2/21/2020	0.02 (J)			
2/25/2020				
2/26/2020				
3/18/2020				
3/19/2020				
3/20/2020	0.043 (J)			
3/23/2020				
3/24/2020				
3/25/2020				
5/22/2020		0.54	0.024 (J)	
5/25/2020				0.018 (J)
6/23/2020		0.45	0.019 (J)	0.015 (J)
7/28/2020		0.97	0.03 (J)	0.024 (J)
9/2/2020		1.1	0.022 (J)	
9/3/2020				0.022 (J)
9/23/2020				
9/24/2020				
9/25/2020	0.02 (J)			
9/28/2020				
10/1/2020		1.2	0.025 (J)	0.027 (J)

Prediction Limit

Constituent: Boron (mg/L) Analysis Run 11/15/2022 7:53 PM View: Interwell PL

Plant Bowen Client: Southern Company Data: Bowen AP-1

	BGWA-33 (bg)	BGWC-14A	BGWA-47D (bg)	BGWA-48D (bg)
11/10/2020		1.1	0.025 (J)	0.032 (J)
12/15/2020		1.2	0.031 (J)	0.034 (J)
1/20/2021		1.1	0.022 (J)	0.034 (J)
3/23/2021				
3/24/2021		0.6		
3/25/2021			0.017 (J)	0.026 (J)
3/26/2021				
3/29/2021				
3/30/2021				
4/1/2021	0.0069 (J)			
7/19/2021				
7/20/2021				
8/16/2021			0.021 (J)	0.034 (J)
8/18/2021		1.3		
8/19/2021				
8/20/2021				
8/23/2021				
8/25/2021	0.0093 (J)			
11/1/2021				
2/9/2022		0.57	0.017 (J)	0.038 (J)
2/10/2022				
2/11/2022				
2/14/2022				
2/15/2022				
2/16/2022	0.01 (J)			
7/26/2022		1.3	0.022 (J)	0.017 (J)
7/27/2022				
7/28/2022				
8/1/2022				
8/2/2022				
8/3/2022	0.015 (J)			
10/21/2022				

Prediction Limit

Constituent: Calcium (mg/L) Analysis Run 11/15/2022 7:53 PM View: Interwell PL

Plant Bowen Client: Southern Company Data: Bowen AP-1

	BGWA-2 (bg)	BGWC-9	BGWC-16	BGWC-17	BGWC-12	BGWC-10	BGWC-8	BGWC-19	BGWC-18
6/6/2016	39	66							
6/7/2016			120	65	90	50	7.9		
6/8/2016								55	76
6/9/2016									
8/9/2016	32.2								
8/10/2016							36.8		
8/11/2016		65.2	111	61					
8/12/2016					76.6			61.2	61.7
8/15/2016									
8/16/2016						49.2			
8/18/2016									
8/22/2016									
10/3/2016	34.1								
10/4/2016							39.7		
10/5/2016		66.7							
10/6/2016					78.7				
10/7/2016			103	71		52.6		70.2	84.7
10/10/2016									
11/29/2016	29.7								
12/1/2016									
12/2/2016							37.8		
12/5/2016		74.6			80.9				
12/6/2016			117	68.7		55.4			88.1
12/7/2016								48.6	
12/8/2016									
1/10/2017									
1/23/2017									
2/7/2017									
2/13/2017	31.2								
2/14/2017							35.2		
2/15/2017		74.6			90.7				
2/16/2017			124	65.5		53.2		64.7	53.7
2/17/2017									
2/20/2017									
3/27/2017									
4/13/2017	30.5								
4/14/2017							37.5		
4/17/2017		65.6							
4/18/2017			120		94.8	58			
4/19/2017				68.9				69.5	57.1
4/20/2017									
5/22/2017									
5/25/2017	33.8								
5/26/2017		70.4					41.7		
5/30/2017			111	72.6					
6/1/2017								50.8	44.8
6/2/2017					108	55.8			
6/5/2017									
7/7/2017	33.1								
7/10/2017							39		
7/11/2017		66.9							
7/12/2017						58.1			

Prediction Limit

Constituent: Calcium (mg/L) Analysis Run 11/15/2022 7:53 PM View: Interwell PL

Plant Bowen Client: Southern Company Data: Bowen AP-1

	BGWA-2 (bg)	BGWC-9	BGWC-16	BGWC-17	BGWC-12	BGWC-10	BGWC-8	BGWC-19	BGWC-18
7/13/2017					111				
7/14/2017			109	70.6				67	60
7/17/2017									
7/18/2017									
7/19/2017									
8/23/2017									
10/9/2017	33.6								
10/10/2017		61.7			93		36.9		
10/11/2017			109	67.3		55.7		57.3	67
10/12/2017									
6/12/2018	32.4	53.4	104				38.1		
6/13/2018									
6/14/2018				65.7	109	58.4			53.1
6/15/2018								49.7	
10/16/2018	34.6						44.8		
10/17/2018		63		69.7	110				
10/18/2018			112			57.8			60.4
10/19/2018								63.1	
10/22/2018									
4/1/2019	48.2	59.3			94.8		47.2		
4/2/2019			117	63.9		57.8			53.3
4/3/2019								51.3	
4/4/2019									
5/2/2019	44.8								
9/23/2019	36.3								
9/24/2019		57.6					42.4		
9/25/2019					115	58.1			
9/26/2019			136	94.2				80.8	91.7
9/27/2019									
9/30/2019									
2/19/2020									
2/21/2020									
2/25/2020									
2/26/2020									
3/18/2020	40.1						43		
3/19/2020		61.5	130	68.1	120				
3/20/2020								52.1	49.3
3/23/2020						61.1			
3/24/2020									
3/25/2020									
5/22/2020									
5/25/2020									
6/23/2020									
7/28/2020									
9/2/2020									
9/3/2020									
9/23/2020	45.2						41.6		
9/24/2020		59	141	84.9		58.8			68.7
9/25/2020					135				
9/28/2020								50.1	
10/1/2020									
11/10/2020									

Prediction Limit

Constituent: Calcium (mg/L) Analysis Run 11/15/2022 7:53 PM View: Interwell PL

Plant Bowen Client: Southern Company Data: Bowen AP-1

	BGWA-2 (bg)	BGWC-9	BGWC-16	BGWC-17	BGWC-12	BGWC-10	BGWC-8	BGWC-19	BGWC-18
12/15/2020									
1/20/2021									
3/23/2021									
3/24/2021		59.9	140	72	144		42.1		48.2
3/25/2021									
3/26/2021	46.7							46.4	
3/29/2021									
3/30/2021						61.3			
4/1/2021									
7/19/2021									
7/20/2021									
8/16/2021	48.3								
8/18/2021		63	139		156	61.1	44.5		
8/19/2021				74					49.2
8/20/2021								47.2	
8/23/2021									
8/25/2021									
11/1/2021									
2/9/2022	52.3								
2/10/2022		65.6					44.9		
2/11/2022			160	83.5	164	66.2			
2/14/2022									
2/15/2022									
2/16/2022								60.5	49
7/26/2022	46.7	66.3					41.8		
7/27/2022			194	80.9	175			63.2	65.9
7/28/2022						63			
8/1/2022									
8/2/2022									
8/3/2022									
10/21/2022									

Prediction Limit

Constituent: Calcium (mg/L) Analysis Run 11/15/2022 7:53 PM View: Interwell PL

Plant Bowen Client: Southern Company Data: Bowen AP-1

	BGWC-20	BGWC-22	BGWC-21	BGWC-25	BGWC-7	BGWC-24	BGWC-23	BGWA-29 (bg)	BGWC-30
6/6/2016									
6/7/2016									
6/8/2016	200	350	43	32	140				
6/9/2016						800	300		
8/9/2016									
8/10/2016									
8/11/2016					141				
8/12/2016	196								
8/15/2016				33.1					
8/16/2016									
8/18/2016		370	38.6			730	290		
8/22/2016								21.4	
10/3/2016									
10/4/2016								20.9	
10/5/2016									
10/6/2016					147				
10/7/2016									
10/10/2016	198	375	37.5	41		680	296		
11/29/2016									
12/1/2016								19.8	
12/2/2016									
12/5/2016									
12/6/2016					146				
12/7/2016	215					387	271		
12/8/2016		434	43.4	38.5					
1/10/2017								20.4	
1/23/2017									372
2/7/2017									351
2/13/2017									
2/14/2017								20.9	
2/15/2017					163				
2/16/2017									
2/17/2017	221	434	41						
2/20/2017				40.7		823	323		
3/27/2017									417
4/13/2017									
4/14/2017								20.7 (J)	
4/17/2017									415
4/18/2017					155				
4/19/2017	240		39.4			893 (J)	298		
4/20/2017		422		40.7					
5/22/2017									885
5/25/2017								22.8 (J)	
5/26/2017									
5/30/2017									
6/1/2017	286		42.3	44.2					
6/2/2017					156				
6/5/2017		398				1080	310		413
7/7/2017									
7/10/2017								22.3	
7/11/2017									449
7/12/2017									

Prediction Limit

Constituent: Calcium (mg/L) Analysis Run 11/15/2022 7:53 PM View: Interwell PL

Plant Bowen Client: Southern Company Data: Bowen AP-1

	BGWC-20	BGWC-22	BGWC-21	BGWC-25	BGWC-7	BGWC-24	BGWC-23	BGWA-29 (bg)	BGWC-30
7/13/2017									
7/14/2017					157				
7/17/2017				41.9		1120	319		
7/18/2017	244		40.9						
7/19/2017		461							
8/23/2017									409
10/9/2017									
10/10/2017								4.09	339
10/11/2017	222			41.1	137	1310	438		
10/12/2017		515	43.3						
6/12/2018								20.3 (J)	
6/13/2018	234				151	970	385		
6/14/2018		482	39.4	44.8					
6/15/2018									198
10/16/2018								19.4 (J)	
10/17/2018									
10/18/2018					154				
10/19/2018			40.6						
10/22/2018	241	575		52.2		1150	424		230
4/1/2019								24.6	
4/2/2019					140				181
4/3/2019	220	458	43.4			945	396		
4/4/2019				54.8					
5/2/2019		647							
9/23/2019								19.2	
9/24/2019					151				
9/25/2019									
9/26/2019	243								
9/27/2019		658					533		103
9/30/2019			43.2	47.8		1050			
2/19/2020								20.8	
2/21/2020									
2/25/2020		445							
2/26/2020									85.3
3/18/2020								22.4	
3/19/2020					142				
3/20/2020		514	48.2						
3/23/2020	253						602		107
3/24/2020				49.6					
3/25/2020						1100			
5/22/2020									
5/25/2020									
6/23/2020									
7/28/2020									
9/2/2020									
9/3/2020									
9/23/2020								20.1	
9/24/2020		750	42				647		
9/25/2020					138	998			93.3
9/28/2020	273			50.7					
10/1/2020									
11/10/2020									

Prediction Limit

Constituent: Calcium (mg/L) Analysis Run 11/15/2022 7:53 PM View: Interwell PL

Plant Bowen Client: Southern Company Data: Bowen AP-1

	BGWC-20	BGWC-22	BGWC-21	BGWC-25	BGWC-7	BGWC-24	BGWC-23	BGWA-29 (bg)	BGWC-30
12/15/2020									
1/20/2021									
3/23/2021								22.1	
3/24/2021									
3/25/2021									81.1
3/26/2021				52.8		821	717		
3/29/2021	296	714	46.6						
3/30/2021					145				
4/1/2021									
7/19/2021		693				717	728		
7/20/2021									87.8
8/16/2021								21.5	
8/18/2021									
8/19/2021				51.2	141				109
8/20/2021	262		45.1						
8/23/2021		681				827	638		
8/25/2021									
11/1/2021		708				808	695		108
2/9/2022									
2/10/2022								20.3	
2/11/2022					148				
2/14/2022							740		129
2/15/2022		680				791			
2/16/2022	288		44.1	51.4					
7/26/2022								20	
7/27/2022	284			52.1					
7/28/2022			43.1		136				
8/1/2022							559		111
8/2/2022		717				90			
8/3/2022									
10/21/2022						600 (R)			

Prediction Limit

Constituent: Calcium (mg/L) Analysis Run 11/15/2022 7:53 PM View: Interwell PL

Plant Bowen Client: Southern Company Data: Bowen AP-1

	BGWA-33 (bg)	BGWC-14A	BGWA-47D (bg)	BGWA-48D (bg)
6/6/2016				
6/7/2016				
6/8/2016				
6/9/2016				
8/9/2016				
8/10/2016				
8/11/2016				
8/12/2016				
8/15/2016				
8/16/2016				
8/18/2016				
8/22/2016				
10/3/2016				
10/4/2016				
10/5/2016				
10/6/2016				
10/7/2016				
10/10/2016				
11/29/2016				
12/1/2016				
12/2/2016				
12/5/2016				
12/6/2016				
12/7/2016				
12/8/2016				
1/10/2017				
1/23/2017				
2/7/2017				
2/13/2017				
2/14/2017				
2/15/2017				
2/16/2017				
2/17/2017				
2/20/2017				
3/27/2017				
4/13/2017				
4/14/2017				
4/17/2017				
4/18/2017				
4/19/2017				
4/20/2017				
5/22/2017				
5/25/2017				
5/26/2017				
5/30/2017				
6/1/2017				
6/2/2017				
6/5/2017				
7/7/2017				
7/10/2017				
7/11/2017				
7/12/2017				

Prediction Limit

Constituent: Calcium (mg/L) Analysis Run 11/15/2022 7:53 PM View: Interwell PL

Plant Bowen Client: Southern Company Data: Bowen AP-1

	BGWA-33 (bg)	BGWC-14A	BGWA-47D (bg)	BGWA-48D (bg)
7/13/2017				
7/14/2017				
7/17/2017				
7/18/2017				
7/19/2017				
8/23/2017				
10/9/2017				
10/10/2017				
10/11/2017				
10/12/2017				
6/12/2018				
6/13/2018				
6/14/2018				
6/15/2018				
10/16/2018				
10/17/2018				
10/18/2018				
10/19/2018				
10/22/2018				
4/1/2019				
4/2/2019				
4/3/2019	44.9			
4/4/2019				
5/2/2019				
9/23/2019				
9/24/2019				
9/25/2019				
9/26/2019				
9/27/2019	41.2			
9/30/2019				
2/19/2020				
2/21/2020	50.1			
2/25/2020				
2/26/2020				
3/18/2020				
3/19/2020				
3/20/2020	52.2			
3/23/2020				
3/24/2020				
3/25/2020				
5/22/2020		73.4	74	
5/25/2020				36.5
6/23/2020		80.1	99.5	39.4
7/28/2020		140	96.2	40.3
9/2/2020		159	109	
9/3/2020				51.8
9/23/2020				
9/24/2020				
9/25/2020	51.8			
9/28/2020				
10/1/2020		162	107	61.9
11/10/2020		170	117	80.3

Prediction Limit

Constituent: Calcium (mg/L) Analysis Run 11/15/2022 7:53 PM View: Interwell PL

Plant Bowen Client: Southern Company Data: Bowen AP-1

	BGWA-33 (bg)	BGWC-14A	BGWA-47D (bg)	BGWA-48D (bg)
12/15/2020		169	110	70.3
1/20/2021		157	111	67.5
3/23/2021				
3/24/2021		91.9		
3/25/2021			109	68.3
3/26/2021				
3/29/2021				
3/30/2021				
4/1/2021	49.5			
7/19/2021				
7/20/2021				
8/16/2021			108	61
8/18/2021		166		
8/19/2021				
8/20/2021				
8/23/2021				
8/25/2021	46.3			
11/1/2021				
2/9/2022		97.5	112	46.3
2/10/2022				
2/11/2022				
2/14/2022				
2/15/2022				
2/16/2022	47.5			
7/26/2022		185	105	34.5
7/27/2022				
7/28/2022				
8/1/2022				
8/2/2022				
8/3/2022	69.4			
10/21/2022				

Prediction Limit

Constituent: Chloride (mg/L) Analysis Run 11/15/2022 7:53 PM View: Interwell PL

Plant Bowen Client: Southern Company Data: Bowen AP-1

	BGWA-2 (bg)	BGWC-9	BGWC-16	BGWC-17	BGWC-12	BGWC-10	BGWC-8	BGWC-19	BGWC-18
6/6/2016	2.9	27							
6/7/2016			37	26	44	19	2		
6/8/2016								23	48
6/9/2016									
8/9/2016	2.5								
8/10/2016							2.1		
8/11/2016		30	41	34					
8/12/2016					43			26	27
8/15/2016									
8/16/2016						20			
8/18/2016									
8/22/2016									
10/3/2016	2.5								
10/4/2016							2.3		
10/5/2016		36							
10/6/2016					41				
10/7/2016			44	38		21		41	72
10/10/2016									
11/29/2016	2.6								
12/1/2016									
12/2/2016							2.1		
12/5/2016		40			41				
12/6/2016			48	45		22			73
12/7/2016								23	
12/8/2016									
1/10/2017									
1/23/2017									
2/7/2017									
2/13/2017	2.1								
2/14/2017							2		
2/15/2017		38			39				
2/16/2017			46	40		22		31	19
2/17/2017									
2/20/2017									
3/27/2017									
4/13/2017	2.1								
4/14/2017							1.7		
4/17/2017		35							
4/18/2017			41		39	21			
4/19/2017				38				30	13
4/20/2017									
5/22/2017									
5/25/2017	2.4								
5/26/2017		35					1.6		
5/30/2017			38	41					
6/1/2017								13	8
6/2/2017					37	20			
6/5/2017									
7/7/2017	1.9								
7/10/2017							1.5		
7/11/2017		33							
7/12/2017						23			

Prediction Limit

Constituent: Chloride (mg/L) Analysis Run 11/15/2022 7:53 PM View: Interwell PL

Plant Bowen Client: Southern Company Data: Bowen AP-1

	BGWA-2 (bg)	BGWC-9	BGWC-16	BGWC-17	BGWC-12	BGWC-10	BGWC-8	BGWC-19	BGWC-18
7/13/2017					38				
7/14/2017			35	36				19	11
7/17/2017									
7/18/2017									
7/19/2017									
8/23/2017									
10/9/2017	1.9								
10/10/2017		35			38		1.9		
10/11/2017			36	45		24		19	24
10/12/2017									
6/12/2018	3.4	21.3	27.2				2.3		
6/13/2018									
6/14/2018				33.3	30.5	23.1			7.3
6/15/2018								9.3	
10/16/2018	3.3						2.6		
10/17/2018		29.4		41.8	30.7				
10/18/2018			25.2			26.9			10.9
10/19/2018								15.3	
10/22/2018									
4/1/2019	4.2	13.4			24.1		1.8		
4/2/2019			20.3	18.7		24.1			4.5
4/3/2019								9.7	
4/4/2019									
5/2/2019	4.3								
9/23/2019	3.1								
9/24/2019		13.2					1.5		
9/25/2019					23.6	25.1			
9/26/2019			28.7	47.1				26	60.5
9/27/2019									
9/30/2019									
2/19/2020									
2/21/2020									
2/25/2020									
2/26/2020									
3/18/2020	3.1						1.5		
3/19/2020		7.3	22	21.9	20.5				
3/20/2020								6.6	5.3
3/23/2020						20.8			
3/24/2020									
3/25/2020									
5/22/2020									
5/25/2020									
6/23/2020									
7/28/2020									
9/2/2020									
9/3/2020									
9/23/2020	4.2						1.5		
9/24/2020		9.2	28.8	50.1		25.4			30.3
9/25/2020					20.2				
9/28/2020								8.6	
10/1/2020									
11/10/2020									

Prediction Limit

Constituent: Chloride (mg/L) Analysis Run 11/15/2022 7:53 PM View: Interwell PL

Plant Bowen Client: Southern Company Data: Bowen AP-1

	BGWA-2 (bg)	BGWC-9	BGWC-16	BGWC-17	BGWC-12	BGWC-10	BGWC-8	BGWC-19	BGWC-18
12/15/2020									
1/20/2021									
3/23/2021									
3/24/2021		8	24	35.6	18.4		1.5		6.1
3/25/2021									
3/26/2021	3.6							5.8	
3/29/2021									
3/30/2021						23.8			
4/1/2021									
7/19/2021									
7/20/2021									
8/16/2021	3.4								
8/18/2021		8.5	19.9		15.8	25.1	1.7		
8/19/2021				38.2					10.4
8/20/2021								4.4	
8/23/2021									
8/25/2021									
11/1/2021									
2/9/2022	3.7								
2/10/2022		8.9					1.6		
2/11/2022			22.3	38.5	16.4	28.2			
2/14/2022									
2/15/2022									
2/16/2022								6.7	7.7
7/26/2022	3.2	10.9					1.6		
7/27/2022			23.1	43.2	16.2			7.8	14.9
7/28/2022						30			
8/1/2022									
8/2/2022									
8/3/2022									
10/21/2022									

Prediction Limit

Constituent: Chloride (mg/L) Analysis Run 11/15/2022 7:53 PM View: Interwell PL

Plant Bowen Client: Southern Company Data: Bowen AP-1

	BGWC-20	BGWC-22	BGWC-21	BGWC-25	BGWC-7	BGWC-24	BGWC-23	BGWA-29 (bg)	BGWC-30
6/6/2016									
6/7/2016									
6/8/2016	130	440	7.1	6.4	11				
6/9/2016						1900	480		
8/9/2016									
8/10/2016									
8/11/2016					11				
8/12/2016	130								
8/15/2016				4.3					
8/16/2016									
8/18/2016		500	6.9			1600	400		
8/22/2016								4.2	
10/3/2016									
10/4/2016								2.1	
10/5/2016									
10/6/2016					11				
10/7/2016									
10/10/2016	140	480	7.1	3.5		1400	390		
11/29/2016									
12/1/2016								1.8	
12/2/2016									
12/5/2016									
12/6/2016					11				
12/7/2016	130					970	450		
12/8/2016		540	6.3	2.8					
1/10/2017								1.6	
1/23/2017									780
2/7/2017									780
2/13/2017									
2/14/2017								1.9	
2/15/2017					12				
2/16/2017									
2/17/2017	140	570	5.6						
2/20/2017				4.2		1900	470		
3/27/2017									790
4/13/2017									
4/14/2017								1.5	
4/17/2017									770
4/18/2017					12				
4/19/2017	140		5			1900	420		
4/20/2017		740		4.1					
5/22/2017									890
5/25/2017								1.5	
5/26/2017									
5/30/2017									
6/1/2017	130		4.9	4.4					
6/2/2017					11				
6/5/2017		530				1900	450		870
7/7/2017									
7/10/2017								1.6	
7/11/2017									840
7/12/2017									

Prediction Limit

Constituent: Chloride (mg/L) Analysis Run 11/15/2022 7:53 PM View: Interwell PL

Plant Bowen Client: Southern Company Data: Bowen AP-1

	BGWC-20	BGWC-22	BGWC-21	BGWC-25	BGWC-7	BGWC-24	BGWC-23	BGWA-29 (bg)	BGWC-30
7/13/2017									
7/14/2017					11				
7/17/2017				5		2100	470		
7/18/2017	140		4.2						
7/19/2017		540							
8/23/2017									800
10/9/2017									
10/10/2017								1.7	730
10/11/2017	130			4.1	12	1600	510		
10/12/2017		700	4.8						
6/12/2018								1.8	
6/13/2018	150				10.8	1880	598		
6/14/2018		725	3.3	3.4					
6/15/2018									390
10/16/2018								1.5	
10/17/2018									
10/18/2018					11.7				
10/19/2018			4.1						
10/22/2018	149	827		3.9		2050	639		400
4/1/2019								1.6	
4/2/2019					9.4				333
4/3/2019	144	856	5			1890	679		
4/4/2019				3.8					
5/2/2019		999							
9/23/2019								1.2	
9/24/2019					8				
9/25/2019									
9/26/2019	128								
9/27/2019		996					918		143
9/30/2019			4.7	5.2		2040			
2/19/2020								1.3	
2/21/2020									
2/25/2020		547							
2/26/2020									100
3/18/2020								1.4	
3/19/2020					8.4				
3/20/2020		665	4.2						
3/23/2020	125						788		117
3/24/2020				3.6					
3/25/2020						1670			
5/22/2020									
5/25/2020									
6/23/2020									
7/28/2020									
9/2/2020									
9/3/2020									
9/23/2020								1.1	
9/24/2020		1050	4				988		
9/25/2020					13.1	1640			127
9/28/2020	152			5.6					
10/1/2020									
11/10/2020									

Prediction Limit

Constituent: Chloride (mg/L) Analysis Run 11/15/2022 7:53 PM View: Interwell PL

Plant Bowen Client: Southern Company Data: Bowen AP-1

	BGWC-20	BGWC-22	BGWC-21	BGWC-25	BGWC-7	BGWC-24	BGWC-23	BGWA-29 (bg)	BGWC-30
12/15/2020									
1/20/2021									
3/23/2021								1.2	
3/24/2021									
3/25/2021									85.5
3/26/2021				5.7		1240	928		
3/29/2021	131	886	5						
3/30/2021					8.8				
4/1/2021									
7/19/2021		579				575	570		
7/20/2021									95.3
8/16/2021								1.1	
8/18/2021									
8/19/2021				5.1	7.6				117
8/20/2021	144		4.4						
8/23/2021		879				1250	898		
8/25/2021									
11/1/2021		744				661	688		133
2/9/2022									
2/10/2022								1.2	
2/11/2022					8				
2/14/2022							925		146
2/15/2022		789				1120			
2/16/2022	141		4	5.7					
7/26/2022								0.97 (J)	
7/27/2022	169			6.2					
7/28/2022			4.7		8.9				
8/1/2022							794		114
8/2/2022		828				17.1			
8/3/2022									
10/21/2022						836 (R)			

Prediction Limit

Constituent: Chloride (mg/L) Analysis Run 11/15/2022 7:53 PM View: Interwell PL

Plant Bowen Client: Southern Company Data: Bowen AP-1

	BGWA-33 (bg)	BGWC-14A	BGWA-47D (bg)	BGWA-48D (bg)
6/6/2016				
6/7/2016				
6/8/2016				
6/9/2016				
8/9/2016				
8/10/2016				
8/11/2016				
8/12/2016				
8/15/2016				
8/16/2016				
8/18/2016				
8/22/2016				
10/3/2016				
10/4/2016				
10/5/2016				
10/6/2016				
10/7/2016				
10/10/2016				
11/29/2016				
12/1/2016				
12/2/2016				
12/5/2016				
12/6/2016				
12/7/2016				
12/8/2016				
1/10/2017				
1/23/2017				
2/7/2017				
2/13/2017				
2/14/2017				
2/15/2017				
2/16/2017				
2/17/2017				
2/20/2017				
3/27/2017				
4/13/2017				
4/14/2017				
4/17/2017				
4/18/2017				
4/19/2017				
4/20/2017				
5/22/2017				
5/25/2017				
5/26/2017				
5/30/2017				
6/1/2017				
6/2/2017				
6/5/2017				
7/7/2017				
7/10/2017				
7/11/2017				
7/12/2017				

Prediction Limit

Constituent: Chloride (mg/L) Analysis Run 11/15/2022 7:53 PM View: Interwell PL

Plant Bowen Client: Southern Company Data: Bowen AP-1

	BGWA-33 (bg)	BGWC-14A	BGWA-47D (bg)	BGWA-48D (bg)
7/13/2017				
7/14/2017				
7/17/2017				
7/18/2017				
7/19/2017				
8/23/2017				
10/9/2017				
10/10/2017				
10/11/2017				
10/12/2017				
6/12/2018				
6/13/2018				
6/14/2018				
6/15/2018				
10/16/2018				
10/17/2018				
10/18/2018				
10/19/2018				
10/22/2018				
4/1/2019				
4/2/2019				
4/3/2019	5.2			
4/4/2019				
5/2/2019				
9/23/2019				
9/24/2019				
9/25/2019				
9/26/2019				
9/27/2019	394 (o)			
9/30/2019				
2/19/2020				
2/21/2020	2.6			
2/25/2020				
2/26/2020				
3/18/2020				
3/19/2020				
3/20/2020	4			
3/23/2020				
3/24/2020				
3/25/2020				
5/22/2020		32	6.6	
5/25/2020				4
6/23/2020		15.7	5.9	5.5
7/28/2020		20.6	5.9	4.6
9/2/2020		18.9	6	
9/3/2020				6.3
9/23/2020				
9/24/2020				
9/25/2020	3.3			
9/28/2020				
10/1/2020		18.6	6	7.5
11/10/2020		19.6	5.5	7.7

Prediction Limit

Constituent: Chloride (mg/L) Analysis Run 11/15/2022 7:53 PM View: Interwell PL

Plant Bowen Client: Southern Company Data: Bowen AP-1

	BGWA-33 (bg)	BGWC-14A	BGWA-47D (bg)	BGWA-48D (bg)
12/15/2020		20.7	6.3	8
1/20/2021		21.9	5.7	7.2
3/23/2021				
3/24/2021		14.1		
3/25/2021			5.7	7.5
3/26/2021				
3/29/2021				
3/30/2021				
4/1/2021	2.9			
7/19/2021				
7/20/2021				
8/16/2021			5.7	8
8/18/2021		17.1		
8/19/2021				
8/20/2021				
8/23/2021				
8/25/2021	3.3			
11/1/2021				
2/9/2022		10.8	5.4	8.9
2/10/2022				
2/11/2022				
2/14/2022				
2/15/2022				
2/16/2022	2.8			
7/26/2022		19.6	5.5	4.6
7/27/2022				
7/28/2022				
8/1/2022				
8/2/2022				
8/3/2022	3.4			
10/21/2022				

Prediction Limit

Constituent: Fluoride (mg/L) Analysis Run 11/15/2022 7:53 PM View: Interwell PL

Plant Bowen Client: Southern Company Data: Bowen AP-1

	BGWA-2 (bg)	BGWC-9	BGWC-16	BGWC-17	BGWC-12	BGWC-10	BGWC-8	BGWC-19	BGWC-18
6/6/2016	0.11 (J)	0.12 (J)							
6/7/2016			<0.1	0.15 (J)	<0.1	0.09 (J)	<0.1		
6/8/2016								<0.1	0.1 (J)
6/9/2016									
8/9/2016	0.09 (J)								
8/10/2016							0.07 (J)		
8/11/2016		0.27 (J)	0.12 (J)	0.3 (J)					
8/12/2016					0.08 (J)			0.2 (J)	0.39
8/15/2016									
8/16/2016						0.09 (J)			
8/18/2016									
8/22/2016									
10/3/2016	0.11 (J)								
10/4/2016							0.07 (J)		
10/5/2016		0.12 (J)							
10/6/2016					0.06 (J)				
10/7/2016			0.08 (J)	0.14 (J)		0.17 (J)		0.07 (J)	0.16 (J)
10/10/2016									
11/29/2016	0.11 (J)								
12/1/2016									
12/2/2016							0.09 (J)		
12/5/2016		0.26 (J)			0.12 (J)				
12/6/2016			0.24 (J)	0.19 (J)		0.16 (J)			0.32
12/7/2016								0.09 (J)	
12/8/2016									
1/10/2017									
1/23/2017									
2/7/2017									
2/13/2017	0.12 (J)								
2/14/2017							0.02 (J)		
2/15/2017		0.46			0.33				
2/16/2017			0.31	0.51		0.38		0.6	0.38
2/17/2017									
2/20/2017									
3/27/2017									
4/13/2017	0.1 (J)								
4/14/2017							0.02 (J)		
4/17/2017		0.14 (J)							
4/18/2017			0.02 (J)		0.006 (J)	0.12 (J)			
4/19/2017				0.18 (J)				0.09 (J)	0.08 (J)
4/20/2017									
5/22/2017									
5/25/2017	0.08 (J)								
5/26/2017		0.13 (J)					0.02 (J)		
5/30/2017			0.51	0.15 (J)					
6/1/2017								0.05 (J)	0.09 (J)
6/2/2017					0.04 (J)	0.03 (J)			
6/5/2017									
7/7/2017	0.13 (J)								
7/10/2017							0.03 (J)		
7/11/2017		0.2 (J)							
7/12/2017						0.15 (J)			

Prediction Limit

Constituent: Fluoride (mg/L) Analysis Run 11/15/2022 7:53 PM View: Interwell PL

Plant Bowen Client: Southern Company Data: Bowen AP-1

	BGWA-2 (bg)	BGWC-9	BGWC-16	BGWC-17	BGWC-12	BGWC-10	BGWC-8	BGWC-19	BGWC-18
7/13/2017					0.17 (J)				
7/14/2017			0.14 (J)	0.16 (J)				0.08 (J)	0.06 (J)
7/17/2017									
7/18/2017									
7/19/2017									
8/23/2017									
10/9/2017	0.11 (J)								
10/10/2017		0.61			0.08 (J)		<0.1		
10/11/2017			0.29 (J)	0.64		0.07 (J)		0.11 (J)	0.14 (J)
10/12/2017									
3/26/2018	<0.1						<0.1		
3/27/2018		0.36	<0.1	0.33		<0.1		<0.1	<0.1
3/28/2018					<0.1				
3/29/2018									
6/12/2018	0.086 (J)	0.13 (J)	0.061 (J)				0.061 (J)		
6/13/2018									
6/14/2018				0.11 (J)	<0.1	0.046 (J)			0.095 (J)
6/15/2018								0.07 (J)	
10/16/2018	0.06 (J)						<0.1		
10/17/2018		0.13 (J)		<0.1	<0.1				
10/18/2018			<0.1			<0.1			0.054 (J)
10/19/2018								0.17 (J)	
10/22/2018									
2/25/2019	<0.1		0.13 (J)				<0.1		
2/27/2019				0.26 (J)					<0.1
2/28/2019					0.18 (J)	0.14 (J)			
3/1/2019								0.14 (J)	
4/1/2019	0.047 (J)	0.33			0.065 (J)		<0.1		
4/2/2019			0.23 (J)	0.14 (J)		0.044 (J)			0.044 (J)
4/3/2019								0.051 (J)	
4/4/2019									
5/2/2019	<0.1								
9/23/2019	0.076 (J)								
9/24/2019		0.096 (J)					<0.1		
9/25/2019					0.13 (J)	0.075 (J)			
9/26/2019			<0.1	0.071 (J)				<0.1	0.052 (J)
9/27/2019									
9/30/2019									
2/18/2020	<0.1								
2/19/2020							<0.1		
2/20/2020		0.063 (J)	<0.1			<0.1			
2/21/2020									
2/24/2020				0.11 (J)	0.051 (J)			0.05 (J)	<0.1
2/25/2020									
2/26/2020									
3/18/2020	<0.1						<0.1		
3/19/2020		0.074 (J)	0.052 (J)	0.12 (J)	<0.1				
3/20/2020								<0.1	<0.1
3/23/2020						<0.1			
3/24/2020									
3/25/2020									
5/22/2020									

Prediction Limit

Constituent: Fluoride (mg/L) Analysis Run 11/15/2022 7:53 PM View: Interwell PL

Plant Bowen Client: Southern Company Data: Bowen AP-1

	BGWA-2 (bg)	BGWC-9	BGWC-16	BGWC-17	BGWC-12	BGWC-10	BGWC-8	BGWC-19	BGWC-18
5/25/2020									
6/23/2020									
7/28/2020									
9/2/2020									
9/3/2020									
9/23/2020	<0.1						<0.1		
9/24/2020		0.091 (J)	0.059 (J)	0.12		<0.1			0.058 (J)
9/25/2020					<0.1				
9/28/2020								<0.1	
10/1/2020									
11/10/2020									
12/15/2020									
1/20/2021									
2/16/2021	<0.1						<0.1		
2/17/2021		0.086 (J)							
2/18/2021			0.064 (J)	0.1		<0.1		<0.1	<0.1
2/19/2021					<0.1				
2/23/2021									
3/8/2021									
3/23/2021									
3/24/2021		0.075 (J)	0.053 (J)	0.11	<0.1		<0.1		<0.1
3/25/2021									
3/26/2021	<0.1							0.053 (J)	
3/29/2021									
3/30/2021						<0.1			
4/1/2021									
7/19/2021									
7/20/2021									
8/16/2021	<0.1								
8/18/2021		0.073 (J)	<0.1		<0.1	<0.1	<0.1		
8/19/2021				0.097 (J)					<0.1
8/20/2021								<0.1	
8/23/2021									
8/25/2021									
11/1/2021									
2/9/2022	<0.1								
2/10/2022		0.071 (J)					<0.1		
2/11/2022			0.056 (J)	0.1	<0.1	<0.1			
2/14/2022									
2/15/2022									
2/16/2022								<0.1	<0.1
7/26/2022	0.066 (J)	0.11					0.067 (J)		
7/27/2022			0.091 (J)	0.13	0.081 (J)			0.071 (J)	0.081 (J)
7/28/2022						0.064 (J)			
8/1/2022									
8/2/2022									
8/3/2022									
10/21/2022									

Prediction Limit

Constituent: Fluoride (mg/L) Analysis Run 11/15/2022 7:53 PM View: Interwell PL

Plant Bowen Client: Southern Company Data: Bowen AP-1

	BGWC-20	BGWC-22	BGWC-21	BGWC-25	BGWC-7	BGWC-24	BGWC-23	BGWA-29 (bg)	BGWC-30
6/6/2016									
6/7/2016									
6/8/2016	0.09 (J)	0.43	<0.1	0.14 (J)	0.19 (J)				
6/9/2016						<0.1	0.12 (J)		
8/9/2016									
8/10/2016									
8/11/2016					0.15 (J)				
8/12/2016	0.04 (J)								
8/15/2016				0.08 (J)					
8/16/2016									
8/18/2016		0.3 (J)	0.09 (J)			0.24 (J)	0.08 (J)		
8/22/2016								0.04 (J)	
10/3/2016									
10/4/2016								0.06 (J)	
10/5/2016									
10/6/2016					0.17 (J)				
10/7/2016									
10/10/2016	0.06 (J)	0.32	0.04 (J)	0.1 (J)		0.3	0.09 (J)		
11/29/2016									
12/1/2016								0.08 (J)	
12/2/2016									
12/5/2016									
12/6/2016					0.22 (J)				
12/7/2016	0.07 (J)					0.05 (J)	0.08 (J)		
12/8/2016		0.26 (J)	0.08 (J)	0.06 (J)					
1/10/2017								0.03 (J)	
1/23/2017									0.06 (J)
2/7/2017									0.09 (J)
2/13/2017									
2/14/2017								<0.1	
2/15/2017					0.18 (J)				
2/16/2017									
2/17/2017	0.06 (J)	0.39	0.08 (J)						
2/20/2017				0.16 (J)		0.65	0.09 (J)		
3/27/2017									0.09 (J)
4/13/2017									
4/14/2017								0.01 (J)	
4/17/2017									0.36
4/18/2017					0.11 (J)				
4/19/2017	0.005 (J)		0.04 (J)			0.21 (J)	0.03 (J)		
4/20/2017		0.34		0.02 (J)					
5/22/2017									0.05 (J)
5/25/2017								0.005 (J)	
5/26/2017									
5/30/2017									
6/1/2017	0.65		0.03 (J)	0.04 (J)					
6/2/2017					0.07 (J)				
6/5/2017		0.29 (J)				0.05 (J)	<0.1		0.32
7/7/2017									
7/10/2017								0.06 (J)	
7/11/2017									0.13 (J)
7/12/2017									

Prediction Limit

Constituent: Fluoride (mg/L) Analysis Run 11/15/2022 7:53 PM View: Interwell PL

Plant Bowen Client: Southern Company Data: Bowen AP-1

	BGWC-20	BGWC-22	BGWC-21	BGWC-25	BGWC-7	BGWC-24	BGWC-23	BGWA-29 (bg)	BGWC-30
7/13/2017									
7/14/2017					0.23 (J)				
7/17/2017				0.07 (J)		2.5	0.09 (J)		
7/18/2017	0.36		0.08 (J)						
7/19/2017		0.33							
8/23/2017									0.17 (J)
10/9/2017									
10/10/2017								<0.1	0.35
10/11/2017	<0.1			0.11 (J)	0.1 (J)	1.8	0.09 (J)		
10/12/2017		0.31	0.12 (J)						
3/26/2018								<0.1	0.75
3/27/2018					<0.1				
3/28/2018	<0.1		<0.1	<0.1					
3/29/2018		0.58				2	<0.1		
6/12/2018								0.053 (J)	
6/13/2018	0.038 (J)				0.25 (J)	3.1	0.71		
6/14/2018		0.15 (J)	<0.1	<0.1					
6/15/2018									0.51
10/16/2018								<0.1	
10/17/2018									
10/18/2018					0.047 (J)				
10/19/2018			<0.1						
10/22/2018	<0.1	0.78		<0.1		3.1	0.81		0.44
2/25/2019									
2/27/2019	0.13 (J)							<0.1	
2/28/2019					0.23 (J)				
3/1/2019		0.34		0.12 (J)		1	0.38		0.24 (J)
4/1/2019								<0.1	
4/2/2019					0.22 (J)				0.68
4/3/2019	0.072 (J)	0.23 (J)	0.032 (J)			3	0.1 (J)		
4/4/2019				<0.1					
5/2/2019		1.4							
9/23/2019								<0.1	
9/24/2019					0.12 (J)				
9/25/2019									
9/26/2019	<0.1								
9/27/2019		1					0.54		0.13 (J)
9/30/2019			0.066 (J)	0.065 (J)		1.2			
2/18/2020									
2/19/2020								<0.1	
2/20/2020									
2/21/2020					0.12 (J)				
2/24/2020	<0.1								
2/25/2020		0.24 (J)					0.066 (J)		
2/26/2020			<0.1	<0.1		0.064 (J)			0.057 (J)
3/18/2020								<0.1	
3/19/2020					0.12 (J)				
3/20/2020		0.23 (J)	<0.1						
3/23/2020	<0.1						0.056 (J)		0.054 (J)
3/24/2020				<0.1					
3/25/2020						0.056 (J)			
5/22/2020									

Prediction Limit

Constituent: Fluoride (mg/L) Analysis Run 11/15/2022 7:53 PM View: Interwell PL

Plant Bowen Client: Southern Company Data: Bowen AP-1

	BGWC-20	BGWC-22	BGWC-21	BGWC-25	BGWC-7	BGWC-24	BGWC-23	BGWA-29 (bg)	BGWC-30
5/25/2020									
6/23/2020									
7/28/2020									
9/2/2020									
9/3/2020									
9/23/2020								<0.1	
9/24/2020		0.24	<0.1				0.062 (J)		
9/25/2020					0.11	0.054 (J)			<0.1
9/28/2020	<0.1			<0.1					
10/1/2020									
11/10/2020									
12/15/2020									
1/20/2021									
2/16/2021								<0.1	
2/17/2021									
2/18/2021	<0.1				0.13				
2/19/2021		0.2	<0.1			0.14	<0.1		
2/23/2021				<0.1					
3/8/2021									<0.1
3/23/2021								<0.1	
3/24/2021									
3/25/2021									<0.1
3/26/2021				<0.1		0.095 (J)	0.054 (J)		
3/29/2021	<0.1	0.22	<0.1						
3/30/2021					0.18				
4/1/2021									
7/19/2021		0.24				0.13	0.065 (J)		
7/20/2021									<0.1
8/16/2021								<0.1	
8/18/2021									
8/19/2021				<0.1	0.12				<0.1
8/20/2021	<0.1		<0.1						
8/23/2021		0.23				0.12	<0.1		
8/25/2021									
11/1/2021		0.25				0.15	0.068 (J)		0.055 (J)
2/9/2022									
2/10/2022								<0.1	
2/11/2022					0.12				
2/14/2022							<0.1		0.075 (J)
2/15/2022		0.24				<0.1			
2/16/2022	<0.1		<0.1	<0.1					
7/26/2022								0.058 (J)	
7/27/2022	0.062 (J)			0.051 (J)					
7/28/2022			<0.1		0.16				
8/1/2022							0.07 (J)		0.09 (J)
8/2/2022		0.19				0.097 (J)			
8/3/2022									
10/21/2022						0.14 (R)			

Prediction Limit

Constituent: Fluoride (mg/L) Analysis Run 11/15/2022 7:53 PM View: Interwell PL

Plant Bowen Client: Southern Company Data: Bowen AP-1

	BGWA-33 (bg)	BGWA-47D (bg)	BGWC-14A	BGWA-48D (bg)
6/6/2016				
6/7/2016				
6/8/2016				
6/9/2016				
8/9/2016				
8/10/2016				
8/11/2016				
8/12/2016				
8/15/2016				
8/16/2016				
8/18/2016				
8/22/2016				
10/3/2016				
10/4/2016				
10/5/2016				
10/6/2016				
10/7/2016				
10/10/2016				
11/29/2016				
12/1/2016				
12/2/2016				
12/5/2016				
12/6/2016				
12/7/2016				
12/8/2016				
1/10/2017				
1/23/2017				
2/7/2017				
2/13/2017				
2/14/2017				
2/15/2017				
2/16/2017				
2/17/2017				
2/20/2017				
3/27/2017				
4/13/2017				
4/14/2017				
4/17/2017				
4/18/2017				
4/19/2017				
4/20/2017				
5/22/2017				
5/25/2017				
5/26/2017				
5/30/2017				
6/1/2017				
6/2/2017				
6/5/2017				
7/7/2017				
7/10/2017				
7/11/2017				
7/12/2017				

Prediction Limit

Constituent: Fluoride (mg/L) Analysis Run 11/15/2022 7:53 PM View: Interwell PL

Plant Bowen Client: Southern Company Data: Bowen AP-1

	BGWA-33 (bg)	BGWA-47D (bg)	BGWC-14A	BGWA-48D (bg)
7/13/2017				
7/14/2017				
7/17/2017				
7/18/2017				
7/19/2017				
8/23/2017				
10/9/2017				
10/10/2017				
10/11/2017				
10/12/2017				
3/26/2018				
3/27/2018				
3/28/2018				
3/29/2018				
6/12/2018				
6/13/2018				
6/14/2018				
6/15/2018				
10/16/2018				
10/17/2018				
10/18/2018				
10/19/2018				
10/22/2018				
2/25/2019				
2/27/2019				
2/28/2019				
3/1/2019				
4/1/2019				
4/2/2019				
4/3/2019	0.085 (J)			
4/4/2019				
5/2/2019				
9/23/2019				
9/24/2019				
9/25/2019				
9/26/2019				
9/27/2019	0.33			
9/30/2019				
2/18/2020				
2/19/2020				
2/20/2020				
2/21/2020	0.059 (J)			
2/24/2020				
2/25/2020				
2/26/2020				
3/18/2020				
3/19/2020				
3/20/2020	0.061 (J)			
3/23/2020				
3/24/2020				
3/25/2020				
5/22/2020		0.054 (J)	0.065 (J)	

Prediction Limit

Constituent: Fluoride (mg/L) Analysis Run 11/15/2022 7:53 PM View: Interwell PL

Plant Bowen Client: Southern Company Data: Bowen AP-1

	BGWA-33 (bg)	BGWA-47D (bg)	BGWC-14A	BGWA-48D (bg)
5/25/2020				0.19 (J)
6/23/2020		<0.1	<0.1	0.19
7/28/2020		<0.1	<0.1	0.57
9/2/2020		<0.1	0.061 (J)	
9/3/2020				0.11
9/23/2020				
9/24/2020				
9/25/2020	0.068 (J)			
9/28/2020				
10/1/2020		<0.1	<0.1	0.063 (J)
11/10/2020		<0.1	<0.1	<0.1
12/15/2020		<0.1	0.052	<0.1
1/20/2021		<0.1	<0.1	<0.1
2/16/2021				
2/17/2021		<0.1		<0.1
2/18/2021			0.055 (J)	
2/19/2021	0.062 (J)			
2/23/2021				
3/8/2021				
3/23/2021				
3/24/2021			<0.1	
3/25/2021		<0.1		<0.1
3/26/2021				
3/29/2021				
3/30/2021				
4/1/2021	0.06 (J)			
7/19/2021				
7/20/2021				
8/16/2021		<0.1		<0.1
8/18/2021			<0.1	
8/19/2021				
8/20/2021				
8/23/2021				
8/25/2021	0.088 (J)			
11/1/2021				
2/9/2022		<0.1	<0.1	0.065 (J)
2/10/2022				
2/11/2022				
2/14/2022				
2/15/2022				
2/16/2022	0.061 (J)			
7/26/2022		0.064 (J)	0.082 (J)	0.086 (J)
7/27/2022				
7/28/2022				
8/1/2022				
8/2/2022				
8/3/2022	0.079 (J)			
10/21/2022				

Prediction Limit

Constituent: pH (s.u.) Analysis Run 11/15/2022 7:53 PM View: Interwell PL

Plant Bowen Client: Southern Company Data: Bowen AP-1

	BGWA-2 (bg)	BGWC-9	BGWC-16	BGWC-17	BGWC-12	BGWC-10	BGWC-8	BGWC-19	BGWC-18
6/6/2016	7.69	7.46							
6/7/2016			6.99	7.41	7.56	7.49	7.55		
6/8/2016								6.58	6.93
6/9/2016									
8/9/2016	7.72								
8/10/2016							7.66		
8/11/2016		7.51	6.93	7.39					
8/12/2016					7.47			6.59	6.98
8/15/2016						7.51			
8/18/2016									
8/22/2016									
10/3/2016	7.74								
10/4/2016									
10/5/2016		7.37					7.37		
10/6/2016					7.26	7.58			
10/7/2016			6.79	7.33				6.77	6.91
10/10/2016									
11/29/2016	7.74								
12/1/2016									
12/2/2016							7.67		
12/5/2016		7.42			7.58				
12/6/2016			6.95	7.4		7.44			7.06
12/7/2016								6.63	
12/8/2016									
1/10/2017									
1/23/2017									
2/7/2017									
2/13/2017	7.63								
2/14/2017							7.54		
2/15/2017		7.32			7.32				
2/16/2017			6.8	7.21		7.21		6.55	6.62
2/17/2017									
2/20/2017									
3/27/2017									
4/13/2017	7.57								
4/14/2017							7.63		
4/17/2017		7.23							
4/18/2017			6.9		7.31	7.39			
4/19/2017				7.06				6.5	6.75
4/20/2017									
5/22/2017									
5/25/2017	7.84								
5/26/2017		7.29					7.76		
5/30/2017			6.99	7.51					
6/1/2017								6.27	6.18
6/2/2017					7.36	7.38			
6/5/2017									
7/7/2017	7.82								
7/10/2017							7.7		
7/11/2017		7.34							
7/12/2017						7.37			
7/13/2017					7.24				

Prediction Limit

Constituent: pH (s.u.) Analysis Run 11/15/2022 7:53 PM View: Interwell PL

Plant Bowen Client: Southern Company Data: Bowen AP-1

	BGWA-2 (bg)	BGWC-9	BGWC-16	BGWC-17	BGWC-12	BGWC-10	BGWC-8	BGWC-19	BGWC-18
7/14/2017			6.93	7.39				6.56	6.68
7/17/2017									
7/18/2017									
7/19/2017									
8/23/2017									
10/9/2017	7.8								
10/10/2017		7.28			7.46		7.72		
10/11/2017			6.78	7.3		7.37		6.56	7
10/12/2017									
3/26/2018	7.74						7.71		
3/27/2018		7.38	6.81	7.28		7.51		6.52	6.41
3/28/2018					7.22				
3/29/2018									
6/12/2018	7.88	7.51	7.01				7.71		
6/13/2018									
6/14/2018				7.22	7.35	7.48			6.61
6/15/2018								6.5	
10/16/2018	7.73						7.74		
10/17/2018		7.34		7.37	7.4				
10/18/2018			6.7			7.2			6.67
10/19/2018								6.38	
10/22/2018									
2/25/2019	7.78		6.74				7.75		
2/27/2019				7.38					6.58
2/28/2019					7.28	7.55			
3/1/2019								6.7	
4/1/2019	7.7	7.03			7.23		7.57		
4/2/2019			6.75	7.22		7.54			6.48
4/3/2019								6.58	
4/4/2019									
5/2/2019	7.71								
9/23/2019	7.58								
9/24/2019		7.14					7.53		
9/25/2019					7.1	7.37			
9/26/2019			6.7	7.32				6.55	6.99
9/27/2019									
9/30/2019									
2/18/2020	7.67								
2/19/2020							7.68		
2/20/2020		7.37	6.48			7.46			
2/21/2020									
2/24/2020				7.16	7.28			6.54	6.77
2/25/2020									
2/26/2020									
3/18/2020	7.65						7.73		
3/19/2020		7.35	6.6	7.14	7.18				
3/20/2020								6.56	6.35
3/23/2020						7.51			
3/24/2020									
3/25/2020									
5/22/2020									
5/25/2020									

Prediction Limit

Constituent: pH (s.u.) Analysis Run 11/15/2022 7:53 PM View: Interwell PL

Plant Bowen Client: Southern Company Data: Bowen AP-1

	BGWA-2 (bg)	BGWC-9	BGWC-16	BGWC-17	BGWC-12	BGWC-10	BGWC-8	BGWC-19	BGWC-18
6/23/2020									
7/28/2020									
9/2/2020									
9/3/2020									
9/23/2020	7.32						7.67		
9/24/2020		7.34	6.66	7.2		7.54			7.05
9/25/2020					7.1				
9/28/2020								6.45	
10/1/2020									
11/10/2020									
12/15/2020									
1/20/2021									
2/16/2021	7.75						7.69		
2/17/2021		7.43							
2/18/2021			6.66	7.33		7.54		6.66	6.48
2/19/2021					7				
2/23/2021									
3/8/2021									
3/23/2021									
3/24/2021		7.26	6.7	7.27	7.04		7.66		6.48
3/25/2021									
3/26/2021	7.63							6.61	
3/29/2021									
3/30/2021						7.41			
4/1/2021									
7/19/2021									
7/20/2021									
8/16/2021	7.46								
8/18/2021		7.49	6.66		7.09	7.34	7.7		
8/19/2021				6.94					6.15
8/20/2021								6.33	
8/23/2021									
8/25/2021									
11/1/2021									
2/9/2022	7.36								
2/10/2022		7.28					7.59		
2/11/2022			6.57	7.27	7.18	7.58			
2/14/2022									
2/15/2022									
2/16/2022								6.57	6.37
7/26/2022	7.45	7.33					7.63		
7/27/2022			6.49	7.29	6.85			6.55	7.02
7/28/2022						7.63			
8/1/2022									
8/2/2022									
8/3/2022									
10/21/2022									

Prediction Limit

Constituent: pH (s.u.) Analysis Run 11/15/2022 7:53 PM View: Interwell PL

Plant Bowen Client: Southern Company Data: Bowen AP-1

	BGWC-20	BGWC-22	BGWC-21	BGWC-25	BGWC-7	BGWC-24	BGWC-23	BGWA-29 (bg)	BGWC-30
6/6/2016									
6/7/2016									
6/8/2016	7.45	7.1	7.88	7.95	7				
6/9/2016						6.83	7.3		
8/9/2016									
8/10/2016					7.02				
8/11/2016									
8/12/2016	7.18								
8/15/2016				7.66					
8/18/2016		7.1	7.86			6.88	7.27		
8/22/2016								7.91	
10/3/2016									
10/4/2016								7.81	
10/5/2016					6.96				
10/6/2016									
10/7/2016									
10/10/2016	6.66	6.77	7.96	7.26		6.95	7.35		
11/29/2016									
12/1/2016								8.06	
12/2/2016									
12/5/2016					7.16				
12/6/2016									
12/7/2016	7.46					6.91	7.23		
12/8/2016		6.94	7.82	7.55					
1/10/2017								7.97	
1/23/2017									7.39
2/7/2017									7.35
2/13/2017									
2/14/2017								7.89	
2/15/2017					7.05				
2/16/2017									
2/17/2017	7.17	7.02	7.56						
2/20/2017				7.45		6.71	7.17		
3/27/2017									7.46
4/13/2017									
4/14/2017								7.86	
4/17/2017					7.17				7.19
4/18/2017									
4/19/2017	7.01		7.42			6.76	7.22		
4/20/2017		6.95		7.58					
5/22/2017									7.4
5/25/2017								8.11	
5/26/2017									
5/30/2017									
6/1/2017	7.18		7.61	7.65	7.17				
6/2/2017									
6/5/2017		7.07				6.87	7.31		7.69
7/7/2017									
7/10/2017								8.12	
7/11/2017									7.29
7/12/2017									
7/13/2017					7.11				

Prediction Limit

Constituent: pH (s.u.) Analysis Run 11/15/2022 7:53 PM View: Interwell PL

Plant Bowen Client: Southern Company Data: Bowen AP-1

	BGWC-20	BGWC-22	BGWC-21	BGWC-25	BGWC-7	BGWC-24	BGWC-23	BGWA-29 (bg)	BGWC-30
7/14/2017									
7/17/2017				7.73		6.65	7.3		
7/18/2017	7.2		7.77						
7/19/2017		6.97							
8/23/2017									7.37
10/9/2017									
10/10/2017								8.13	7.34
10/11/2017	7.1			7.5	7.19	6.6	7.05		
10/12/2017		6.95	7.65						
3/26/2018					7			7.98	7.33
3/27/2018									
3/28/2018	7.19		7.69	7.39					
3/29/2018		6.96				6.7	7.06		
6/12/2018					7			8.09	
6/13/2018	7.24					6.58	7.19		
6/14/2018		6.92	7.7	7.35					
6/15/2018									7.35
10/16/2018								7.64	
10/17/2018									
10/18/2018					6.84				
10/19/2018			7.57						
10/22/2018	6.93	6.81		7.25		6.61	7.11		7.35
2/25/2019									
2/27/2019	7.26				7.05			8	
2/28/2019									
3/1/2019		6.9		7.5		6.57	7.16		7.32
4/1/2019					6.99			7.85	
4/2/2019									7.22
4/3/2019	7.14	6.77	7.69			6.57	7		
4/4/2019				7.38					
5/2/2019		6.92							
9/23/2019								7.98	
9/24/2019					6.92				
9/25/2019									
9/26/2019	7.1								
9/27/2019		6.79					7.02		
9/30/2019			7.7	7.36		6.58			7.2
2/18/2020									
2/19/2020								8.01	
2/20/2020									
2/21/2020					7.12				
2/24/2020	7.17								
2/25/2020		6.72					7.05		
2/26/2020			7.55	7.3		6.6			7.28
3/18/2020								8.12	
3/19/2020					7.1				
3/20/2020		6.75	7.69						
3/23/2020	7.14						6.93		7.28
3/24/2020				7.36					
3/25/2020						6.58			
5/22/2020									
5/25/2020									

Prediction Limit

Constituent: pH (s.u.) Analysis Run 11/15/2022 7:53 PM View: Interwell PL

Plant Bowen Client: Southern Company Data: Bowen AP-1

	BGWC-20	BGWC-22	BGWC-21	BGWC-25	BGWC-7	BGWC-24	BGWC-23	BGWA-29 (bg)	BGWC-30
6/23/2020									
7/28/2020									
9/2/2020									
9/3/2020									
9/23/2020								8.08	
9/24/2020		6.82	7.78				7.09		
9/25/2020					7.01	6.56			7.34
9/28/2020	7.26			7.35					
10/1/2020									
11/10/2020									
12/15/2020									
1/20/2021									
2/16/2021								8	
2/17/2021									
2/18/2021	7.35				6.88				
2/19/2021		6.9	7.64			6.66	7.05		
2/23/2021				7.44					
3/8/2021									7.44
3/23/2021								8	
3/24/2021									
3/25/2021									7.21
3/26/2021				7.36		6.54	6.91		
3/29/2021	7.24	6.71	7.75						
3/30/2021					7.05				
4/1/2021									
7/19/2021		6.67				6.53	6.98		
7/20/2021									7.28
8/16/2021								7.6	
8/18/2021									
8/19/2021				7.15	6.89				7.2
8/20/2021	7.07		7.8						
8/23/2021		6.59				6.44	6.73		
8/25/2021									
11/1/2021		6.8				6.75	6.94		7.3
2/9/2022									
2/10/2022								8.09	
2/11/2022					7.05				
2/14/2022							7.15		7.29
2/15/2022		6.89				6.66			
2/16/2022	7.31		7.9	7.3					
7/26/2022								7.92	
7/27/2022	7.18			7.22					
7/28/2022			7.85		6.96				
8/1/2022							7		7.21
8/2/2022		6.73				6.73			
8/3/2022									
10/21/2022						6.3			

Prediction Limit

Constituent: pH (s.u.) Analysis Run 11/15/2022 7:53 PM View: Interwell PL

Plant Bowen Client: Southern Company Data: Bowen AP-1

	BGWA-33 (bg)	BGWA-47D (bg)	BGWC-14A	BGWA-48D (bg)
6/6/2016				
6/7/2016				
6/8/2016				
6/9/2016				
8/9/2016				
8/10/2016				
8/11/2016				
8/12/2016				
8/15/2016				
8/18/2016				
8/22/2016				
10/3/2016				
10/4/2016				
10/5/2016				
10/6/2016				
10/7/2016				
10/10/2016				
11/29/2016				
12/1/2016				
12/2/2016				
12/5/2016				
12/6/2016				
12/7/2016				
12/8/2016				
1/10/2017				
1/23/2017				
2/7/2017				
2/13/2017				
2/14/2017				
2/15/2017				
2/16/2017				
2/17/2017				
2/20/2017				
3/27/2017				
4/13/2017				
4/14/2017				
4/17/2017				
4/18/2017				
4/19/2017				
4/20/2017				
5/22/2017				
5/25/2017				
5/26/2017				
5/30/2017				
6/1/2017				
6/2/2017				
6/5/2017				
7/7/2017				
7/10/2017				
7/11/2017				
7/12/2017				
7/13/2017				

Prediction Limit

Constituent: pH (s.u.) Analysis Run 11/15/2022 7:53 PM View: Interwell PL

Plant Bowen Client: Southern Company Data: Bowen AP-1

	BGWA-33 (bg)	BGWA-47D (bg)	BGWC-14A	BGWA-48D (bg)
7/14/2017				
7/17/2017				
7/18/2017				
7/19/2017				
8/23/2017				
10/9/2017				
10/10/2017				
10/11/2017				
10/12/2017				
3/26/2018				
3/27/2018				
3/28/2018				
3/29/2018				
6/12/2018				
6/13/2018				
6/14/2018				
6/15/2018				
10/16/2018				
10/17/2018				
10/18/2018				
10/19/2018				
10/22/2018				
2/25/2019				
2/27/2019				
2/28/2019				
3/1/2019				
4/1/2019				
4/2/2019	7.67			
4/3/2019				
4/4/2019				
5/2/2019				
9/23/2019				
9/24/2019				
9/25/2019				
9/26/2019				
9/27/2019	7.75			
9/30/2019				
2/18/2020				
2/19/2020				
2/20/2020				
2/21/2020	7.54			
2/24/2020				
2/25/2020				
2/26/2020				
3/18/2020				
3/19/2020				
3/20/2020	7.53			
3/23/2020				
3/24/2020				
3/25/2020				
5/22/2020		7.15	7.2	
5/25/2020				7.45

Prediction Limit

Constituent: pH (s.u.) Analysis Run 11/15/2022 7:53 PM View: Interwell PL

Plant Bowen Client: Southern Company Data: Bowen AP-1

	BGWA-33 (bg)	BGWA-47D (bg)	BGWC-14A	BGWA-48D (bg)
6/23/2020		7 (D)	7.41 (D)	7.46 (D)
7/28/2020		6.98	6.98	7.79
9/2/2020		6.95	6.97	
9/3/2020				7.35
9/23/2020				
9/24/2020				
9/25/2020	7.62			
9/28/2020	7.02			
10/1/2020		6.94	7.08	7.41
11/10/2020		6.89	7	7.17
12/15/2020		7.04	7.02	7.37
1/20/2021		6.83	7.12	7.31
2/16/2021				
2/17/2021		6.89		7.21
2/18/2021			7.14	
2/19/2021	7.73			
2/23/2021				
3/8/2021				
3/23/2021				
3/24/2021			7.04	
3/25/2021		6.94		7.22
3/26/2021				
3/29/2021				
3/30/2021				
4/1/2021	7.75			
7/19/2021				
7/20/2021				
8/16/2021		6.8		7.13
8/18/2021			6.86	
8/19/2021				
8/20/2021				
8/23/2021				
8/25/2021	7.52			
11/1/2021				
2/9/2022		6.86	7.01	7.16
2/10/2022				
2/11/2022				
2/14/2022				
2/15/2022				
2/16/2022	7.2			
7/26/2022		6.75	6.78	7.37
7/27/2022				
7/28/2022				
8/1/2022				
8/2/2022				
8/3/2022	6.89			
10/21/2022				

Prediction Limit

Constituent: Sulfate (mg/L) Analysis Run 11/15/2022 7:53 PM View: Interwell PL

Plant Bowen Client: Southern Company Data: Bowen AP-1

	BGWA-2 (bg)	BGWC-9	BGWC-16	BGWC-17	BGWC-12	BGWC-10	BGWC-8	BGWC-19	BGWC-18
6/6/2016	8	100							
6/7/2016			240	120	190	99	26		
6/8/2016								110	120
6/9/2016									
8/9/2016	6.5								
8/10/2016							29		
8/11/2016		110	250	110					
8/12/2016					180			110	81
8/15/2016									
8/16/2016						110			
8/18/2016									
8/22/2016									
10/3/2016	5.7								
10/4/2016							40		
10/5/2016		120							
10/6/2016					200				
10/7/2016			260	150		110		150	140
10/10/2016									
11/29/2016	5.2								
12/1/2016									
12/2/2016							37		
12/5/2016		130			130				
12/6/2016			280	130		110			160
12/7/2016								97	
12/8/2016									
1/10/2017									
1/23/2017									
2/7/2017									
2/13/2017	6.4								
2/14/2017							45		
2/15/2017		120			190				
2/16/2017			380	120		110		130	92
2/17/2017									
2/20/2017									
3/27/2017									
4/13/2017	4.9								
4/14/2017							27		
4/17/2017		110							
4/18/2017			290		220	110			
4/19/2017				110				140	80
4/20/2017									
5/22/2017									
5/25/2017	5.7								
5/26/2017		110					34		
5/30/2017			260	110					
6/1/2017								70	73
6/2/2017					250	110			
6/5/2017									
7/7/2017	6.3								
7/10/2017							28		
7/11/2017		110							
7/12/2017						110			

Prediction Limit

Constituent: Sulfate (mg/L) Analysis Run 11/15/2022 7:53 PM View: Interwell PL

Plant Bowen Client: Southern Company Data: Bowen AP-1

	BGWA-2 (bg)	BGWC-9	BGWC-16	BGWC-17	BGWC-12	BGWC-10	BGWC-8	BGWC-19	BGWC-18
7/13/2017					250				
7/14/2017			260	110				110	78
7/17/2017									
7/18/2017									
7/19/2017									
8/23/2017									
10/9/2017	6.1								
10/10/2017		110			210		30		
10/11/2017			270	120		110		93	83
10/12/2017									
6/12/2018	8.3	80.6	246				35.2		
6/13/2018									
6/14/2018				106	275	110			74.6
6/15/2018								78.3	
10/16/2018	8.9						53		
10/17/2018		117		118	336				
10/18/2018			276			122			89.3
10/19/2018								114	
10/22/2018									
4/1/2019	10.8	81.4			239		30.5		
4/2/2019			272	86.9		105			70.1
4/3/2019								90.6	
4/4/2019									
5/2/2019	11.2								
9/23/2019	9								
9/24/2019		89					36.5		
9/25/2019					205	93.7			
9/26/2019			288	219				130	114
9/27/2019									
9/30/2019									
2/19/2020									
2/21/2020									
2/25/2020									
2/26/2020									
3/18/2020	11.7						34.3		
3/19/2020		74.3	311	90.5	255				
3/20/2020								76.9	75.9
3/23/2020						95.6			
3/24/2020									
3/25/2020									
5/22/2020									
5/25/2020									
6/23/2020									
7/28/2020									
9/2/2020									
9/3/2020									
9/23/2020	12.9						33.5		
9/24/2020		84.8	338	156		98.6			69.9
9/25/2020					320				
9/28/2020								70.3	
10/1/2020									
11/10/2020									

Prediction Limit

Constituent: Sulfate (mg/L) Analysis Run 11/15/2022 7:53 PM View: Interwell PL

Plant Bowen Client: Southern Company Data: Bowen AP-1

	BGWA-2 (bg)	BGWC-9	BGWC-16	BGWC-17	BGWC-12	BGWC-10	BGWC-8	BGWC-19	BGWC-18
12/15/2020									
1/20/2021									
3/23/2021									
3/24/2021		70.5	317	93.7	301		24.2		67.3
3/25/2021									
3/26/2021	12.8							66.8	
3/29/2021									
3/30/2021						104			
4/1/2021									
7/19/2021									
7/20/2021									
8/16/2021	12.7								
8/18/2021		71.7	297		326	97.9	34		
8/19/2021				91.7					56.4
8/20/2021								47.5	
8/23/2021									
8/25/2021									
11/1/2021									
2/9/2022	13.5								
2/10/2022		70					27.2		
2/11/2022			358	88.7	343	86.1			
2/14/2022									
2/15/2022									
2/16/2022								79.6	61.5
7/26/2022	13.2	88					31.6		
7/27/2022			496	118	419			82.7	55.5
7/28/2022						105			
8/1/2022									
8/2/2022									
8/3/2022									
10/21/2022									

Prediction Limit

Constituent: Sulfate (mg/L) Analysis Run 11/15/2022 7:53 PM View: Interwell PL

Plant Bowen Client: Southern Company Data: Bowen AP-1

	BGWC-20	BGWC-22	BGWC-21	BGWC-25	BGWC-7	BGWC-24	BGWC-23	BGWA-29 (bg)	BGWC-30
6/6/2016									
6/7/2016									
6/8/2016	530	660	75	10	410				
6/9/2016						730	510		
8/9/2016									
8/10/2016									
8/11/2016					460				
8/12/2016	530								
8/15/2016				10					
8/16/2016									
8/18/2016		730	66			580	480		
8/22/2016								4.2	
10/3/2016									
10/4/2016								6.4	
10/5/2016									
10/6/2016					440				
10/7/2016									
10/10/2016	600	650	57	10		520	460		
11/29/2016									
12/1/2016								7.8	
12/2/2016									
12/5/2016									
12/6/2016					470				
12/7/2016	580					370	490		
12/8/2016		660	68	13					
1/10/2017								4.5	
1/23/2017									410
2/7/2017									410
2/13/2017									
2/14/2017								5.1	
2/15/2017					510				
2/16/2017									
2/17/2017	710	740	57						
2/20/2017				24		610	520		
3/27/2017									410
4/13/2017									
4/14/2017								4.4	
4/17/2017									400
4/18/2017					450				
4/19/2017	610		52			600	490		
4/20/2017		990		26					
5/22/2017									460
5/25/2017								4.2	
5/26/2017									
5/30/2017									
6/1/2017	550		55	29					
6/2/2017					470				
6/5/2017		700				700	480		440
7/7/2017									
7/10/2017								3.5	
7/11/2017									420
7/12/2017									

Prediction Limit

Constituent: Sulfate (mg/L) Analysis Run 11/15/2022 7:53 PM View: Interwell PL

Plant Bowen Client: Southern Company Data: Bowen AP-1

	BGWC-20	BGWC-22	BGWC-21	BGWC-25	BGWC-7	BGWC-24	BGWC-23	BGWA-29 (bg)	BGWC-30
7/13/2017									
7/14/2017					230				
7/17/2017				25		670	510		
7/18/2017	590		50						
7/19/2017		720							
8/23/2017									390
10/9/2017									
10/10/2017								3.3	420
10/11/2017	550			12	480	510	510		
10/12/2017		780	48						
6/12/2018								6.8	
6/13/2018	541				419	689	586		
6/14/2018		738	48.1	10					
6/15/2018									174
10/16/2018								7.6	
10/17/2018									
10/18/2018					438				
10/19/2018			57.2						
10/22/2018	604	846		8.1		723	590		204
4/1/2019								5.2	
4/2/2019					334				153
4/3/2019	593	720	61.9			648	603		
4/4/2019				11.4					
5/2/2019		827							
9/23/2019								6.6	
9/24/2019					266				
9/25/2019									
9/26/2019	498								
9/27/2019		905					721		51.7
9/30/2019			54.5	10.7		758			
2/19/2020								1.6	
2/21/2020									
2/25/2020		472							
2/26/2020									42.6
3/18/2020								3.7	
3/19/2020					287				
3/20/2020		610	57.8						
3/23/2020	494						612		55.7
3/24/2020				18.8					
3/25/2020						603			
5/22/2020									
5/25/2020									
6/23/2020									
7/28/2020									
9/2/2020									
9/3/2020									
9/23/2020								5.3	
9/24/2020		864	57.8				676		
9/25/2020					298	613			53.6
9/28/2020	578			8.8					
10/1/2020									
11/10/2020									

Prediction Limit

Constituent: Sulfate (mg/L) Analysis Run 11/15/2022 7:53 PM View: Interwell PL

Plant Bowen Client: Southern Company Data: Bowen AP-1

	BGWC-20	BGWC-22	BGWC-21	BGWC-25	BGWC-7	BGWC-24	BGWC-23	BGWA-29 (bg)	BGWC-30
12/15/2020									
1/20/2021									
3/23/2021								4.6	
3/24/2021									
3/25/2021									28.1
3/26/2021				21.3		515	679		
3/29/2021	504	772	55.2						
3/30/2021					290				
4/1/2021									
7/19/2021		506				194	335		
7/20/2021									37.2
8/16/2021								4.8	
8/18/2021									
8/19/2021				10.2	237				58.2
8/20/2021	550		54.6						
8/23/2021		848				527	628		
8/25/2021									
11/1/2021		690				225	410		65.5
2/9/2022									
2/10/2022								1.9	
2/11/2022					225				
2/14/2022							622		74.4
2/15/2022		789				473			
2/16/2022	555		48.7	13.7					
7/26/2022								3.6	
7/27/2022	617			12.6					
7/28/2022			55.3		268				
8/1/2022							528		63.3
8/2/2022		762				52.8			
8/3/2022									
10/21/2022						389 (R)			

Prediction Limit

Constituent: Sulfate (mg/L) Analysis Run 11/15/2022 7:53 PM View: Interwell PL

Plant Bowen Client: Southern Company Data: Bowen AP-1

	BGWA-33 (bg)	BGWC-14A	BGWA-47D (bg)	BGWA-48D (bg)
6/6/2016				
6/7/2016				
6/8/2016				
6/9/2016				
8/9/2016				
8/10/2016				
8/11/2016				
8/12/2016				
8/15/2016				
8/16/2016				
8/18/2016				
8/22/2016				
10/3/2016				
10/4/2016				
10/5/2016				
10/6/2016				
10/7/2016				
10/10/2016				
11/29/2016				
12/1/2016				
12/2/2016				
12/5/2016				
12/6/2016				
12/7/2016				
12/8/2016				
1/10/2017				
1/23/2017				
2/7/2017				
2/13/2017				
2/14/2017				
2/15/2017				
2/16/2017				
2/17/2017				
2/20/2017				
3/27/2017				
4/13/2017				
4/14/2017				
4/17/2017				
4/18/2017				
4/19/2017				
4/20/2017				
5/22/2017				
5/25/2017				
5/26/2017				
5/30/2017				
6/1/2017				
6/2/2017				
6/5/2017				
7/7/2017				
7/10/2017				
7/11/2017				
7/12/2017				

Prediction Limit

Constituent: Sulfate (mg/L) Analysis Run 11/15/2022 7:53 PM View: Interwell PL

Plant Bowen Client: Southern Company Data: Bowen AP-1

	BGWA-33 (bg)	BGWC-14A	BGWA-47D (bg)	BGWA-48D (bg)
7/13/2017				
7/14/2017				
7/17/2017				
7/18/2017				
7/19/2017				
8/23/2017				
10/9/2017				
10/10/2017				
10/11/2017				
10/12/2017				
6/12/2018				
6/13/2018				
6/14/2018				
6/15/2018				
10/16/2018				
10/17/2018				
10/18/2018				
10/19/2018				
10/22/2018				
4/1/2019				
4/2/2019				
4/3/2019	26.2			
4/4/2019				
5/2/2019				
9/23/2019				
9/24/2019				
9/25/2019				
9/26/2019				
9/27/2019	200 (o)			
9/30/2019				
2/19/2020				
2/21/2020	23.5			
2/25/2020				
2/26/2020				
3/18/2020				
3/19/2020				
3/20/2020	26.1			
3/23/2020				
3/24/2020				
3/25/2020				
5/22/2020		92.6	53.5	
5/25/2020				43.3
6/23/2020		88.7	64.5	59.7
7/28/2020		300	65.7	15.8
9/2/2020		360	70.2	
9/3/2020				24.4
9/23/2020				
9/24/2020				
9/25/2020	22.6			
9/28/2020				
10/1/2020		382	70.2	26.6
11/10/2020		354	68.9	24.1

Prediction Limit

Constituent: Sulfate (mg/L) Analysis Run 11/15/2022 7:53 PM View: Interwell PL

Plant Bowen Client: Southern Company Data: Bowen AP-1

	BGWA-33 (bg)	BGWC-14A	BGWA-47D (bg)	BGWA-48D (bg)
12/15/2020		406	78	28.3
1/20/2021		299	73.4	26.1
3/23/2021				
3/24/2021		115		
3/25/2021			74.5	22
3/26/2021				
3/29/2021				
3/30/2021				
4/1/2021	24.6			
7/19/2021				
7/20/2021				
8/16/2021			74.5	6.7
8/18/2021		375		
8/19/2021				
8/20/2021				
8/23/2021				
8/25/2021	25			
11/1/2021				
2/9/2022		130	72.7	19.1
2/10/2022				
2/11/2022				
2/14/2022				
2/15/2022				
2/16/2022	22.8			
7/26/2022		486	74.9	20.8
7/27/2022				
7/28/2022				
8/1/2022				
8/2/2022				
8/3/2022	4.6			
10/21/2022				

Prediction Limit

Constituent: Total Dissolved Solids (mg/L) Analysis Run 11/15/2022 7:53 PM View: Interwell PL

Plant Bowen Client: Southern Company Data: Bowen AP-1

	BGWA-2 (bg)	BGWC-9	BGWC-10	BGWC-12	BGWC-8	BGWC-17	BGWC-16	BGWC-21	BGWC-19
6/6/2016	170	320							
6/7/2016			300	510	200	360	580		
6/8/2016								260	340
6/9/2016									
8/9/2016	183								
8/10/2016					228				
8/11/2016		361				340	548		
8/12/2016				476					326
8/15/2016									
8/16/2016			286						
8/18/2016								239	
8/22/2016									
10/3/2016	201								
10/4/2016					186				
10/5/2016		376							
10/6/2016				524					
10/7/2016			513			533	617		621
10/10/2016								239	
11/29/2016	109								
12/1/2016									
12/2/2016					183				
12/5/2016		426		489					
12/6/2016			421			413	730		
12/7/2016									269
12/8/2016								255	
1/10/2017									
1/23/2017									
2/7/2017									
2/13/2017	214								
2/14/2017					367				
2/15/2017		452		562					
2/16/2017			433			434	685		488
2/17/2017								236	
2/20/2017									
3/27/2017									
4/13/2017	211								
4/14/2017					184				
4/17/2017		388							
4/18/2017			349	955			621		
4/19/2017						415		247	396
4/20/2017									
5/22/2017									
5/25/2017	173								
5/26/2017		423			179				
5/30/2017						391	601		
6/1/2017								185	266
6/2/2017			313	602					
6/5/2017									
7/7/2017	165								
7/10/2017					211				
7/11/2017		387							
7/12/2017			255						

Prediction Limit

Constituent: Total Dissolved Solids (mg/L) Analysis Run 11/15/2022 7:53 PM View: Interwell PL

Plant Bowen Client: Southern Company Data: Bowen AP-1

	BGWA-2 (bg)	BGWC-9	BGWC-10	BGWC-12	BGWC-8	BGWC-17	BGWC-16	BGWC-21	BGWC-19
7/13/2017				617					
7/14/2017						391	569		325
7/17/2017									
7/18/2017								219	
7/19/2017									
8/23/2017									
10/9/2017	150								
10/10/2017		376		534	178				
10/11/2017			343			403	588		287
10/12/2017								245	
6/12/2018	187	348			217		593		
6/13/2018									
6/14/2018			362	684		395		231	
6/15/2018									280
10/16/2018	192				247				
10/17/2018		377		739		446			
10/18/2018			355				578		
10/19/2018								236	321
10/22/2018									
4/1/2019	226	326		191	191				
4/2/2019			355			321	604		
4/3/2019								244	259
4/4/2019									
9/23/2019	186								
9/24/2019		325			193				
9/25/2019			388	690					
9/26/2019						550	688		428
9/27/2019									
9/30/2019								256	
2/19/2020									
2/21/2020									
2/25/2020									
2/26/2020									
3/18/2020	191				193				
3/19/2020		306		662		324	631		
3/20/2020								253	243
3/23/2020			355						
3/24/2020									
3/25/2020									
5/22/2020									
5/25/2020									
6/23/2020									
7/28/2020									
9/2/2020									
9/3/2020									
9/23/2020	237				187				
9/24/2020		322	356			481	732	243	
9/25/2020				740					
9/28/2020									243
10/1/2020									
11/10/2020									
12/15/2020									

Prediction Limit

Constituent: Total Dissolved Solids (mg/L) Analysis Run 11/15/2022 7:53 PM View: Interwell PL

Plant Bowen Client: Southern Company Data: Bowen AP-1

	BGWA-2 (bg)	BGWC-9	BGWC-10	BGWC-12	BGWC-8	BGWC-17	BGWC-16	BGWC-21	BGWC-19
1/20/2021									
3/23/2021									
3/24/2021		294		752	198	374	610		
3/25/2021									
3/26/2021	204								205
3/29/2021								198	
3/30/2021			321						
4/1/2021									
8/16/2021	217								
8/18/2021		307	366	798	220		658		
8/19/2021						384			
8/20/2021								213	204
8/23/2021									
8/25/2021									
2/9/2022	229								
2/10/2022		304			259				
2/11/2022			360	816		392	782		
2/14/2022									
2/15/2022									
2/16/2022								235	288
7/26/2022	215	349			196				
7/27/2022				952		438	944		338
7/28/2022			338					259	
8/1/2022									
8/2/2022									
8/3/2022									
10/21/2022									

Prediction Limit

Constituent: Total Dissolved Solids (mg/L) Analysis Run 11/15/2022 7:53 PM View: Interwell PL

Plant Bowen Client: Southern Company Data: Bowen AP-1

	BGWC-22	BGWC-18	BGWC-25	BGWC-20	BGWC-7	BGWC-24	BGWC-23	BGWA-29 (bg)	BGWC-30
6/6/2016									
6/7/2016									
6/8/2016	2000	390	170	1000	800				
6/9/2016						5200	1900		
8/9/2016									
8/10/2016									
8/11/2016					852				
8/12/2016		310		1100					
8/15/2016			161						
8/16/2016									
8/18/2016	1960					4200	1600		
8/22/2016								121	
10/3/2016									
10/4/2016								95	
10/5/2016									
10/6/2016					906				
10/7/2016		823							
10/10/2016	2130		196	1110		3850	1640		
11/29/2016									
12/1/2016								121	
12/2/2016									
12/5/2016									
12/6/2016		560			976				
12/7/2016				1100		2720	1770		
12/8/2016	2200		209						
1/10/2017								115	
1/23/2017									2060
2/7/2017									1860
2/13/2017									
2/14/2017								345 (o)	
2/15/2017					968				
2/16/2017		364							
2/17/2017	2200			1160					
2/20/2017			251			4200	1720		
3/27/2017									2440
4/13/2017									
4/14/2017								119	
4/17/2017									2180
4/18/2017					944				
4/19/2017		337		1180		4680	1800		
4/20/2017	2330		324						
5/22/2017									2470
5/25/2017								109	
5/26/2017									
5/30/2017									
6/1/2017		215	177	1130					
6/2/2017					910				
6/5/2017	2530					5660	2050		2780
7/7/2017									
7/10/2017								140	
7/11/2017									2580
7/12/2017									

Prediction Limit

Constituent: Total Dissolved Solids (mg/L) Analysis Run 11/15/2022 7:53 PM View: Interwell PL

Plant Bowen Client: Southern Company Data: Bowen AP-1

	BGWC-22	BGWC-18	BGWC-25	BGWC-20	BGWC-7	BGWC-24	BGWC-23	BGWA-29 (bg)	BGWC-30
7/13/2017									
7/14/2017		281			887				
7/17/2017			238			5080	1810		
7/18/2017				1160					
7/19/2017	2650								
8/23/2017									2400
10/9/2017									
10/10/2017								93	1990
10/11/2017		334	199	1050	887	4920	1780		
10/12/2017	2500								
6/12/2018								139	
6/13/2018				1060	873	4180	2020		
6/14/2018	2380	290	225						
6/15/2018									1190
10/16/2018								138	
10/17/2018									
10/18/2018		325			876				
10/19/2018									
10/22/2018	2490		218	1150		4300	1880		1070
4/1/2019								114	
4/2/2019		258			728				773
4/3/2019	2180			1090		13 (J)	1990		
4/4/2019			196						
9/23/2019								122	
9/24/2019					733				
9/25/2019									
9/26/2019		470		1210					
9/27/2019	3260						2540		629
9/30/2019			220			4430			
2/19/2020								113	
2/21/2020									
2/25/2020	1930								
2/26/2020									523
3/18/2020								108	
3/19/2020					733				
3/20/2020	2200	255							
3/23/2020				1220			2800		613
3/24/2020			213						
3/25/2020						4140			
5/22/2020									
5/25/2020									
6/23/2020									
7/28/2020									
9/2/2020									
9/3/2020									
9/23/2020								114	
9/24/2020	3490	310					3160		
9/25/2020					726	5020			482
9/28/2020			223	1060					
10/1/2020									
11/10/2020									
12/15/2020									

Prediction Limit

Constituent: Total Dissolved Solids (mg/L) Analysis Run 11/15/2022 7:53 PM View: Interwell PL

Plant Bowen Client: Southern Company Data: Bowen AP-1

	BGWC-22	BGWC-18	BGWC-25	BGWC-20	BGWC-7	BGWC-24	BGWC-23	BGWA-29 (bg)	BGWC-30
1/20/2021									
3/23/2021								108	
3/24/2021		240							
3/25/2021									358
3/26/2021			215			3070	2690		
3/29/2021	2430			1100					
3/30/2021					570				
4/1/2021									
8/16/2021								101	
8/18/2021									
8/19/2021		252	235		666				682
8/20/2021				1300					
8/23/2021	3660					4300	3140		
8/25/2021									
2/9/2022									
2/10/2022								96	
2/11/2022					618				
2/14/2022							3350		618
2/15/2022	3340					3890			
2/16/2022		253	235	1180					
7/26/2022								114	
7/27/2022		307	231	1370					
7/28/2022					732				
8/1/2022							2780		582
8/2/2022	3440					334			
8/3/2022									
10/21/2022						1610			

Prediction Limit

Constituent: Total Dissolved Solids (mg/L) Analysis Run 11/15/2022 7:53 PM View: Interwell PL

Plant Bowen Client: Southern Company Data: Bowen AP-1

	BGWA-33 (bg)	BGWA-47D (bg)	BGWC-14A	BGWA-48D (bg)
6/6/2016				
6/7/2016				
6/8/2016				
6/9/2016				
8/9/2016				
8/10/2016				
8/11/2016				
8/12/2016				
8/15/2016				
8/16/2016				
8/18/2016				
8/22/2016				
10/3/2016				
10/4/2016				
10/5/2016				
10/6/2016				
10/7/2016				
10/10/2016				
11/29/2016				
12/1/2016				
12/2/2016				
12/5/2016				
12/6/2016				
12/7/2016				
12/8/2016				
1/10/2017				
1/23/2017				
2/7/2017				
2/13/2017				
2/14/2017				
2/15/2017				
2/16/2017				
2/17/2017				
2/20/2017				
3/27/2017				
4/13/2017				
4/14/2017				
4/17/2017				
4/18/2017				
4/19/2017				
4/20/2017				
5/22/2017				
5/25/2017				
5/26/2017				
5/30/2017				
6/1/2017				
6/2/2017				
6/5/2017				
7/7/2017				
7/10/2017				
7/11/2017				
7/12/2017				

Prediction Limit

Constituent: Total Dissolved Solids (mg/L) Analysis Run 11/15/2022 7:53 PM View: Interwell PL

Plant Bowen Client: Southern Company Data: Bowen AP-1

	BGWA-33 (bg)	BGWA-47D (bg)	BGWC-14A	BGWA-48D (bg)
7/13/2017				
7/14/2017				
7/17/2017				
7/18/2017				
7/19/2017				
8/23/2017				
10/9/2017				
10/10/2017				
10/11/2017				
10/12/2017				
6/12/2018				
6/13/2018				
6/14/2018				
6/15/2018				
10/16/2018				
10/17/2018				
10/18/2018				
10/19/2018				
10/22/2018				
4/1/2019				
4/2/2019				
4/3/2019	235			
4/4/2019				
9/23/2019				
9/24/2019				
9/25/2019				
9/26/2019				
9/27/2019	275			
9/30/2019				
2/19/2020				
2/21/2020	229			
2/25/2020				
2/26/2020				
3/18/2020				
3/19/2020				
3/20/2020	229			
3/23/2020				
3/24/2020				
3/25/2020				
5/22/2020		357	454	
5/25/2020				249
6/23/2020		383	423	280
7/28/2020		410	768	264
9/2/2020		389	814	
9/3/2020				303
9/23/2020				
9/24/2020				
9/25/2020	233			
9/28/2020				
10/1/2020		384	824	301
11/10/2020		405	800	305
12/15/2020		385	876	289

Prediction Limit

Constituent: Total Dissolved Solids (mg/L) Analysis Run 11/15/2022 7:53 PM View: Interwell PL

Plant Bowen Client: Southern Company Data: Bowen AP-1

	BGWA-33 (bg)	BGWA-47D (bg)	BGWC-14A	BGWA-48D (bg)
1/20/2021		377	786	285
3/23/2021				
3/24/2021			445	
3/25/2021		415		331
3/26/2021				
3/29/2021				
3/30/2021				
4/1/2021	183			
8/16/2021		399		269
8/18/2021			850	
8/19/2021				
8/20/2021				
8/23/2021				
8/25/2021	208			
2/9/2022		403	468	290
2/10/2022				
2/11/2022				
2/14/2022				
2/15/2022				
2/16/2022	208			
7/26/2022		402	966	246
7/27/2022				
7/28/2022				
8/1/2022				
8/2/2022				
8/3/2022	287			
10/21/2022				

FIGURE E.

Appendix III Trend Tests - Significant Results

Plant Bowen Client: Southern Company Data: Bowen AP-1 Printed 11/15/2022, 8:18 PM

Constituent	Well	Slope	Calc.	Critical	Sig.	N	%NDs	Normality	Xform	Alpha	Method
Boron (mg/L)	BGWC-12	0.05103	90	74	Yes	19	0	n/a	n/a	0.01	NP
Boron (mg/L)	BGWC-18	-0.07488	-95	-74	Yes	19	0	n/a	n/a	0.01	NP
Boron (mg/L)	BGWC-22	1.795	160	98	Yes	23	0	n/a	n/a	0.01	NP
Boron (mg/L)	BGWC-23	1.856	154	87	Yes	21	0	n/a	n/a	0.01	NP
Boron (mg/L)	BGWC-25	0.004415	78	74	Yes	19	0	n/a	n/a	0.01	NP
Boron (mg/L)	BGWC-30	-3.891	-131	-92	Yes	22	0	n/a	n/a	0.01	NP
Boron (mg/L)	BGWC-7	-0.1574	-113	-74	Yes	19	0	n/a	n/a	0.01	NP
Boron (mg/L)	BGWC-9	-0.04004	-92	-74	Yes	19	0	n/a	n/a	0.01	NP
Calcium (mg/L)	BGWA-2 (bg)	2.945	115	81	Yes	20	0	n/a	n/a	0.01	NP
Calcium (mg/L)	BGWC-12	14.17	146	74	Yes	19	0	n/a	n/a	0.01	NP
Calcium (mg/L)	BGWC-16	6.772	87	74	Yes	19	0	n/a	n/a	0.01	NP
Calcium (mg/L)	BGWC-20	13.98	113	74	Yes	19	0	n/a	n/a	0.01	NP
Calcium (mg/L)	BGWC-22	59.98	182	98	Yes	23	0	n/a	n/a	0.01	NP
Calcium (mg/L)	BGWC-23	78.86	160	87	Yes	21	0	n/a	n/a	0.01	NP
Chloride (mg/L)	BGWA-29 (bg)	-0.1487	-135	-81	Yes	20	0	n/a	n/a	0.01	NP
Chloride (mg/L)	BGWC-10	1.301	113	74	Yes	19	0	n/a	n/a	0.01	NP
Chloride (mg/L)	BGWC-12	-5.329	-158	-74	Yes	19	0	n/a	n/a	0.01	NP
Chloride (mg/L)	BGWC-16	-4.056	-110	-74	Yes	19	0	n/a	n/a	0.01	NP
Chloride (mg/L)	BGWC-22	57.74	130	98	Yes	23	0	n/a	n/a	0.01	NP
Chloride (mg/L)	BGWC-23	95.49	138	87	Yes	21	0	n/a	n/a	0.01	NP
Chloride (mg/L)	BGWC-24	-146	-94	-92	Yes	22	0	n/a	n/a	0.01	NP
Chloride (mg/L)	BGWC-30	-150.4	-143	-92	Yes	22	0	n/a	n/a	0.01	NP
Chloride (mg/L)	BGWC-9	-5.154	-104	-74	Yes	19	0	n/a	n/a	0.01	NP
pH (s.u.)	BGWA-47D (bg)	-0.1588	-54	-43	Yes	13	0	n/a	n/a	0.01	NP
pH (s.u.)	BGWC-16	-0.06548	-161	-98	Yes	23	0	n/a	n/a	0.01	NP
pH (s.u.)	BGWC-24	-0.05117	-165	-118	Yes	26	0	n/a	n/a	0.01	NP
Sulfate (mg/L)	BGWA-2 (bg)	1.439	131	81	Yes	20	0	n/a	n/a	0.01	NP
Sulfate (mg/L)	BGWA-47D (bg)	8.354	44	38	Yes	12	0	n/a	n/a	0.01	NP
Sulfate (mg/L)	BGWC-12	30.17	119	74	Yes	19	0	n/a	n/a	0.01	NP
Sulfate (mg/L)	BGWC-16	14.92	96	74	Yes	19	0	n/a	n/a	0.01	NP
Sulfate (mg/L)	BGWC-19	-9.18	-75	-74	Yes	19	0	n/a	n/a	0.01	NP
Sulfate (mg/L)	BGWC-7	-40.5	-86	-74	Yes	19	0	n/a	n/a	0.01	NP
Sulfate (mg/L)	BGWC-9	-7.855	-94	-74	Yes	19	0	n/a	n/a	0.01	NP
Total Dissolved Solids (mg/L)	BGWC-12	55.89	105	74	Yes	19	0	n/a	n/a	0.01	NP
Total Dissolved Solids (mg/L)	BGWC-22	227.7	93	81	Yes	20	0	n/a	n/a	0.01	NP
Total Dissolved Solids (mg/L)	BGWC-23	238.1	121	74	Yes	19	0	n/a	n/a	0.01	NP
Total Dissolved Solids (mg/L)	BGWC-30	-394.4	-120	-81	Yes	20	0	n/a	n/a	0.01	NP
Total Dissolved Solids (mg/L)	BGWC-7	-53.6	-103	-74	Yes	19	0	n/a	n/a	0.01	NP

Appendix III Trend Tests - All Results

Plant Bowen Client: Southern Company Data: Bowen AP-1 Printed 11/15/2022, 8:18 PM

Constituent	Well	Slope	Calc.	Critical	Sig.	N	%NDs	Normality	Xform	Alpha	Method
Boron (mg/L)	BGWA-2 (bg)	-0.0007746	-23	-81	No	20	10	n/a	n/a	0.01	NP
Boron (mg/L)	BGWA-29 (bg)	0	-23	-81	No	20	50	n/a	n/a	0.01	NP
Boron (mg/L)	BGWA-33 (bg)	-0.0068	-15	-25	No	9	0	n/a	n/a	0.01	NP
Boron (mg/L)	BGWA-47D (bg)	-0.002093	-17	-38	No	12	0	n/a	n/a	0.01	NP
Boron (mg/L)	BGWA-48D (bg)	0.01071	31	38	No	12	0	n/a	n/a	0.01	NP
Boron (mg/L)	BGWC-10	0.001358	13	74	No	19	0	n/a	n/a	0.01	NP
Boron (mg/L)	**BGWC-12**	**0.05103**	**90**	**74**	**Yes**	**19**	**0**	**n/a**	**n/a**	**0.01**	**NP**
Boron (mg/L)	BGWC-14A	0.1569	25	38	No	12	0	n/a	n/a	0.01	NP
Boron (mg/L)	BGWC-16	-0.01515	-27	-74	No	19	0	n/a	n/a	0.01	NP
Boron (mg/L)	BGWC-17	-0.06711	-68	-74	No	19	0	n/a	n/a	0.01	NP
Boron (mg/L)	**BGWC-18**	**-0.07488**	**-95**	**-74**	**Yes**	**19**	**0**	**n/a**	**n/a**	**0.01**	**NP**
Boron (mg/L)	BGWC-19	-0.05208	-65	-74	No	19	0	n/a	n/a	0.01	NP
Boron (mg/L)	BGWC-20	0.1516	67	74	No	19	0	n/a	n/a	0.01	NP
Boron (mg/L)	**BGWC-22**	**1.795**	**160**	**98**	**Yes**	**23**	**0**	**n/a**	**n/a**	**0.01**	**NP**
Boron (mg/L)	**BGWC-23**	**1.856**	**154**	**87**	**Yes**	**21**	**0**	**n/a**	**n/a**	**0.01**	**NP**
Boron (mg/L)	BGWC-24	-0.3723	-20	-92	No	22	0	n/a	n/a	0.01	NP
Boron (mg/L)	**BGWC-25**	**0.004415**	**78**	**74**	**Yes**	**19**	**0**	**n/a**	**n/a**	**0.01**	**NP**
Boron (mg/L)	**BGWC-30**	**-3.891**	**-131**	**-92**	**Yes**	**22**	**0**	**n/a**	**n/a**	**0.01**	**NP**
Boron (mg/L)	**BGWC-7**	**-0.1574**	**-113**	**-74**	**Yes**	**19**	**0**	**n/a**	**n/a**	**0.01**	**NP**
Boron (mg/L)	BGWC-8	-0.003776	-44	-74	No	19	0	n/a	n/a	0.01	NP
Boron (mg/L)	**BGWC-9**	**-0.04004**	**-92**	**-74**	**Yes**	**19**	**0**	**n/a**	**n/a**	**0.01**	**NP**
Calcium (mg/L)	**BGWA-2 (bg)**	**2.945**	**115**	**81**	**Yes**	**20**	**0**	**n/a**	**n/a**	**0.01**	**NP**
Calcium (mg/L)	BGWA-29 (bg)	-0.06243	-12	-81	No	20	0	n/a	n/a	0.01	NP
Calcium (mg/L)	BGWA-33 (bg)	2.65	10	25	No	9	0	n/a	n/a	0.01	NP
Calcium (mg/L)	BGWA-47D (bg)	6.309	23	38	No	12	0	n/a	n/a	0.01	NP
Calcium (mg/L)	BGWA-48D (bg)	9.531	10	38	No	12	0	n/a	n/a	0.01	NP
Calcium (mg/L)	**BGWC-12**	**14.17**	**146**	**74**	**Yes**	**19**	**0**	**n/a**	**n/a**	**0.01**	**NP**
Calcium (mg/L)	BGWC-14A	21.17	26	38	No	12	0	n/a	n/a	0.01	NP
Calcium (mg/L)	**BGWC-16**	**6.772**	**87**	**74**	**Yes**	**19**	**0**	**n/a**	**n/a**	**0.01**	**NP**
Calcium (mg/L)	**BGWC-20**	**13.98**	**113**	**74**	**Yes**	**19**	**0**	**n/a**	**n/a**	**0.01**	**NP**
Calcium (mg/L)	**BGWC-22**	**59.98**	**182**	**98**	**Yes**	**23**	**0**	**n/a**	**n/a**	**0.01**	**NP**
Calcium (mg/L)	**BGWC-23**	**78.86**	**160**	**87**	**Yes**	**21**	**0**	**n/a**	**n/a**	**0.01**	**NP**
Calcium (mg/L)	BGWC-24	-21.57	-29	-92	No	22	0	n/a	n/a	0.01	NP
Calcium (mg/L)	BGWC-7	-1.232	-34	-74	No	19	0	n/a	n/a	0.01	NP
Chloride (mg/L)	BGWA-2 (bg)	0.2119	70	81	No	20	0	n/a	n/a	0.01	NP
Chloride (mg/L)	**BGWA-29 (bg)**	**-0.1487**	**-135**	**-81**	**Yes**	**20**	**0**	**n/a**	**n/a**	**0.01**	**NP**
Chloride (mg/L)	BGWA-33 (bg)	-0.3057	-5	-21	No	8	0	n/a	n/a	0.01	NP
Chloride (mg/L)	BGWA-47D (bg)	-0.3104	-34	-38	No	12	0	n/a	n/a	0.01	NP
Chloride (mg/L)	BGWA-48D (bg)	1.969	33	38	No	12	0	n/a	n/a	0.01	NP
Chloride (mg/L)	**BGWC-10**	**1.301**	**113**	**74**	**Yes**	**19**	**0**	**n/a**	**n/a**	**0.01**	**NP**
Chloride (mg/L)	**BGWC-12**	**-5.329**	**-158**	**-74**	**Yes**	**19**	**0**	**n/a**	**n/a**	**0.01**	**NP**
Chloride (mg/L)	BGWC-14A	-3.124	-15	-38	No	12	0	n/a	n/a	0.01	NP
Chloride (mg/L)	**BGWC-16**	**-4.056**	**-110**	**-74**	**Yes**	**19**	**0**	**n/a**	**n/a**	**0.01**	**NP**
Chloride (mg/L)	BGWC-17	0.8172	29	74	No	19	0	n/a	n/a	0.01	NP
Chloride (mg/L)	BGWC-18	-3.744	-63	-74	No	19	0	n/a	n/a	0.01	NP
Chloride (mg/L)	BGWC-20	1.884	50	74	No	19	0	n/a	n/a	0.01	NP
Chloride (mg/L)	**BGWC-22**	**57.74**	**130**	**98**	**Yes**	**23**	**0**	**n/a**	**n/a**	**0.01**	**NP**
Chloride (mg/L)	**BGWC-23**	**95.49**	**138**	**87**	**Yes**	**21**	**0**	**n/a**	**n/a**	**0.01**	**NP**
Chloride (mg/L)	**BGWC-24**	**-146**	**-94**	**-92**	**Yes**	**22**	**0**	**n/a**	**n/a**	**0.01**	**NP**
Chloride (mg/L)	**BGWC-30**	**-150.4**	**-143**	**-92**	**Yes**	**22**	**0**	**n/a**	**n/a**	**0.01**	**NP**
Chloride (mg/L)	**BGWC-9**	**-5.154**	**-104**	**-74**	**Yes**	**19**	**0**	**n/a**	**n/a**	**0.01**	**NP**
pH (s.u.)	BGWA-2 (bg)	-0.04476	-104	-105	No	24	0	n/a	n/a	0.01	NP
pH (s.u.)	BGWA-29 (bg)	0.005772	17	98	No	23	0	n/a	n/a	0.01	NP
pH (s.u.)	BGWA-33 (bg)	-0.1448	-22	-34	No	11	0	n/a	n/a	0.01	NP
pH (s.u.)	**BGWA-47D (bg)**	**-0.1588**	**-54**	**-43**	**Yes**	**13**	**0**	**n/a**	**n/a**	**0.01**	**NP**
pH (s.u.)	BGWA-48D (bg)	-0.2026	-41	-43	No	13	0	n/a	n/a	0.01	NP
pH (s.u.)	**BGWC-16**	**-0.06548**	**-161**	**-98**	**Yes**	**23**	**0**	**n/a**	**n/a**	**0.01**	**NP**
pH (s.u.)	BGWC-19	-0.005105	-31	-98	No	23	0	n/a	n/a	0.01	NP
pH (s.u.)	**BGWC-24**	**-0.05117**	**-165**	**-118**	**Yes**	**26**	**0**	**n/a**	**n/a**	**0.01**	**NP**
Sulfate (mg/L)	**BGWA-2 (bg)**	**1.439**	**131**	**81**	**Yes**	**20**	**0**	**n/a**	**n/a**	**0.01**	**NP**
Sulfate (mg/L)	BGWA-29 (bg)	-0.3385	-39	-81	No	20	0	n/a	n/a	0.01	NP
Sulfate (mg/L)	BGWA-33 (bg)	-1.483	-14	-21	No	8	0	n/a	n/a	0.01	NP
Sulfate (mg/L)	**BGWA-47D (bg)**	**8.354**	**44**	**38**	**Yes**	**12**	**0**	**n/a**	**n/a**	**0.01**	**NP**
Sulfate (mg/L)	BGWA-48D (bg)	-7.306	-30	-38	No	12	0	n/a	n/a	0.01	NP
Sulfate (mg/L)	BGWC-10	-1.042	-62	-74	No	19	0	n/a	n/a	0.01	NP
Sulfate (mg/L)	**BGWC-12**	**30.17**	**119**	**74**	**Yes**	**19**	**0**	**n/a**	**n/a**	**0.01**	**NP**
Sulfate (mg/L)	BGWC-14A	68.69	20	38	No	12	0	n/a	n/a	0.01	NP
Sulfate (mg/L)	**BGWC-16**	**14.92**	**96**	**74**	**Yes**	**19**	**0**	**n/a**	**n/a**	**0.01**	**NP**

Appendix III Trend Tests - All Results

Plant Bowen Client: Southern Company Data: Bowen AP-1 Printed 11/15/2022, 8:18 PM

Constituent	Well	Slope	Calc.	Critical	Sig.	N	%NDs	Normality	Xform	Alpha	Method
Sulfate (mg/L)	BGWC-17	-4.42	-51	-74	No	19	0	n/a	n/a	0.01	NP
Sulfate (mg/L)	**BGWC-19**	**-9.18**	**-75**	**-74**	**Yes**	**19**	**0**	**n/a**	**n/a**	**0.01**	**NP**
Sulfate (mg/L)	BGWC-20	-3.975	-11	-74	No	19	0	n/a	n/a	0.01	NP
Sulfate (mg/L)	BGWC-22	10.94	35	98	No	23	0	n/a	n/a	0.01	NP
Sulfate (mg/L)	BGWC-23	27.13	77	87	No	21	0	n/a	n/a	0.01	NP
Sulfate (mg/L)	BGWC-24	-38.99	-75	-92	No	22	0	n/a	n/a	0.01	NP
Sulfate (mg/L)	**BGWC-7**	**-40.5**	**-86**	**-74**	**Yes**	**19**	**0**	**n/a**	**n/a**	**0.01**	**NP**
Sulfate (mg/L)	**BGWC-9**	**-7.855**	**-94**	**-74**	**Yes**	**19**	**0**	**n/a**	**n/a**	**0.01**	**NP**
Total Dissolved Solids (mg/L)	BGWA-2 (bg)	8.12	73	74	No	19	0	n/a	n/a	0.01	NP
Total Dissolved Solids (mg/L)	BGWA-29 (bg)	-2.288	-46	-74	No	19	0	n/a	n/a	0.01	NP
Total Dissolved Solids (mg/L)	BGWA-33 (bg)	-8.072	-8	-25	No	9	0	n/a	n/a	0.01	NP
Total Dissolved Solids (mg/L)	BGWA-47D (bg)	10.2	20	38	No	12	0	n/a	n/a	0.01	NP
Total Dissolved Solids (mg/L)	BGWA-48D (bg)	4.746	4	38	No	12	0	n/a	n/a	0.01	NP
Total Dissolved Solids (mg/L)	**BGWC-12**	**55.89**	**105**	**74**	**Yes**	**19**	**0**	**n/a**	**n/a**	**0.01**	**NP**
Total Dissolved Solids (mg/L)	BGWC-14A	79.17	22	38	No	12	0	n/a	n/a	0.01	NP
Total Dissolved Solids (mg/L)	BGWC-16	20.37	69	74	No	19	0	n/a	n/a	0.01	NP
Total Dissolved Solids (mg/L)	BGWC-20	29.86	63	74	No	19	0	n/a	n/a	0.01	NP
Total Dissolved Solids (mg/L)	**BGWC-22**	**227.7**	**93**	**81**	**Yes**	**20**	**0**	**n/a**	**n/a**	**0.01**	**NP**
Total Dissolved Solids (mg/L)	**BGWC-23**	**238.1**	**121**	**74**	**Yes**	**19**	**0**	**n/a**	**n/a**	**0.01**	**NP**
Total Dissolved Solids (mg/L)	BGWC-24	-217.9	-54	-81	No	20	0	n/a	n/a	0.01	NP
Total Dissolved Solids (mg/L)	**BGWC-30**	**-394.4**	**-120**	**-81**	**Yes**	**20**	**0**	**n/a**	**n/a**	**0.01**	**NP**
Total Dissolved Solids (mg/L)	**BGWC-7**	**-53.6**	**-103**	**-74**	**Yes**	**19**	**0**	**n/a**	**n/a**	**0.01**	**NP**

Sanitas™ v.9.6.35 . UG
Hollow symbols indicate censored values.

Sen's Slope Estimator

BGWA-2 (bg)

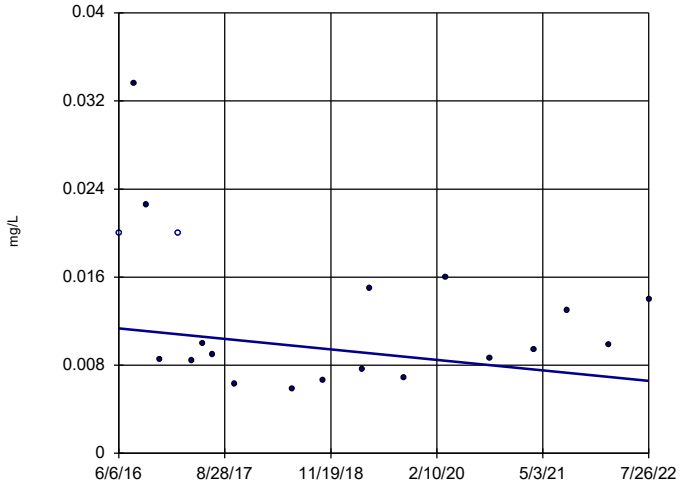

n = 20

Slope = -0.0007746 units per year.

Mann-Kendall statistic = -23 critical = -81

Trend not significant at 99% confidence level (α = 0.005 per tail).

Constituent: Boron Analysis Run 11/15/2022 7:56 PM View: Appendix III - Trend Test
Plant Bowen Client: Southern Company Data: Bowen AP-1

Sanitas™ v.9.6.35 . UG
Hollow symbols indicate censored values.

Sen's Slope Estimator

BGWA-29 (bg)

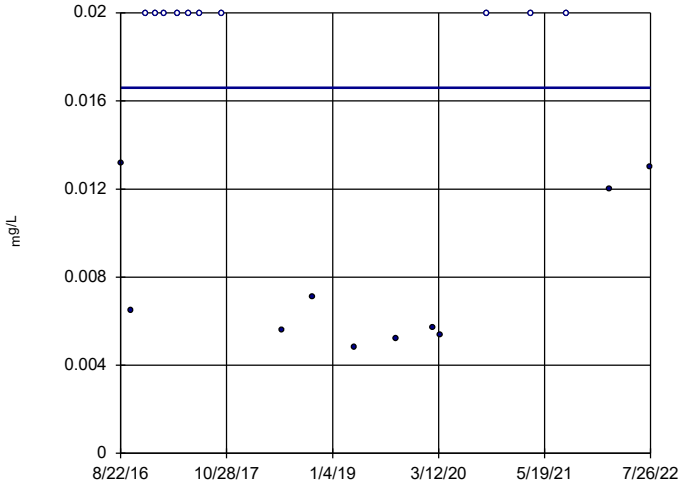

n = 20

Slope = 0 units per year.

Mann-Kendall statistic = -23 critical = -81

Trend not significant at 99% confidence level (α = 0.005 per tail).

Constituent: Boron Analysis Run 11/15/2022 7:56 PM View: Appendix III - Trend Test
Plant Bowen Client: Southern Company Data: Bowen AP-1

Sanitas™ v.9.6.35 . UG

Sen's Slope Estimator

BGWA-33 (bg)

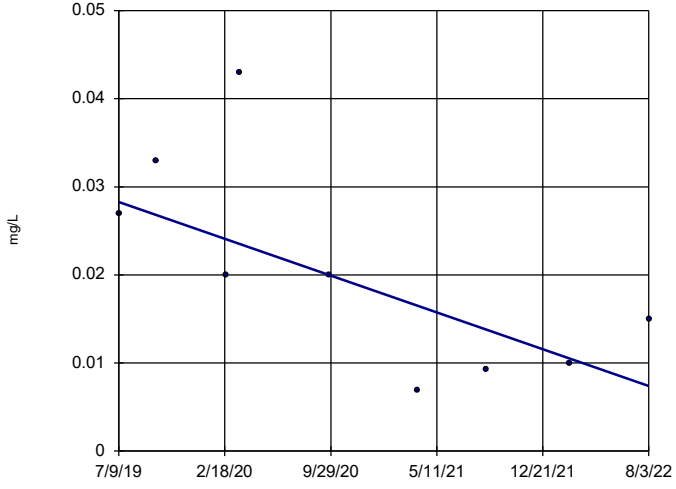

n = 9

Slope = -0.0068 units per year.

Mann-Kendall statistic = -15 critical = -25

Trend not significant at 99% confidence level (α = 0.005 per tail).

Constituent: Boron Analysis Run 11/15/2022 7:56 PM View: Appendix III - Trend Test
Plant Bowen Client: Southern Company Data: Bowen AP-1

Sanitas™ v.9.6.35 . UG

Sen's Slope Estimator

BGWA-47D (bg)

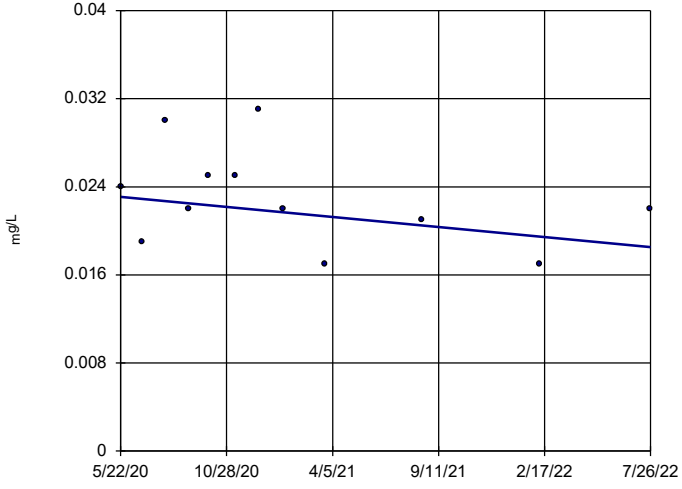

n = 12

Slope = -0.002093 units per year.

Mann-Kendall statistic = -17 critical = -38

Trend not significant at 99% confidence level (α = 0.005 per tail).

Constituent: Boron Analysis Run 11/15/2022 7:56 PM View: Appendix III - Trend Test
Plant Bowen Client: Southern Company Data: Bowen AP-1

Sanitas™ v.9.6.35 . UG

Sen's Slope Estimator

BGWA-48D (bg)

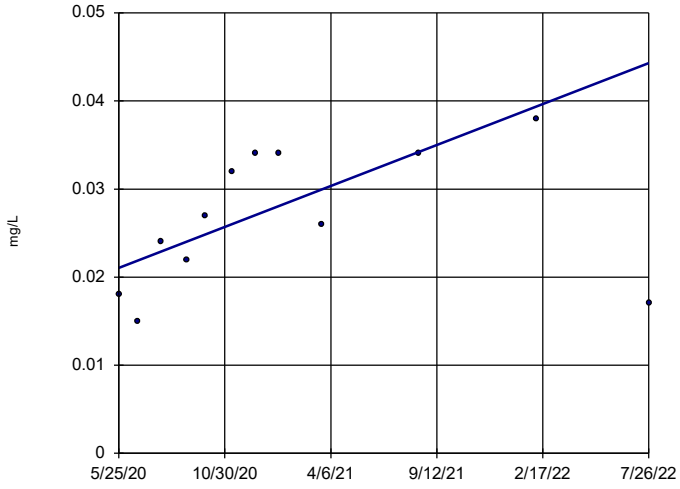

n = 12

Slope = 0.01071 units per year.

Mann-Kendall statistic = 31 critical = 38

Trend not significant at 99% confidence level (α = 0.005 per tail).

Constituent: Boron Analysis Run 11/15/2022 7:56 PM View: Appendix III - Trend Test

Plant Bowen Client: Southern Company Data: Bowen AP-1

Sanitas™ v.9.6.35 . UG

Sen's Slope Estimator

BGWC-10

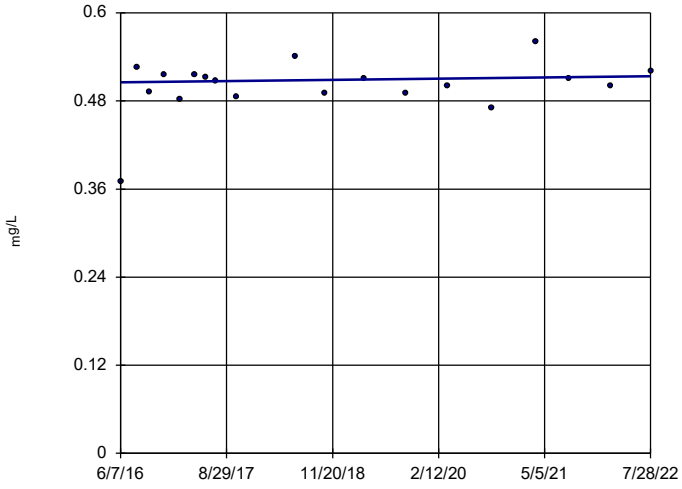

n = 19

Slope = 0.001358 units per year.

Mann-Kendall statistic = 13 critical = 74

Trend not significant at 99% confidence level (α = 0.005 per tail).

Constituent: Boron Analysis Run 11/15/2022 7:56 PM View: Appendix III - Trend Test

Plant Bowen Client: Southern Company Data: Bowen AP-1

Sanitas™ v.9.6.35 . UG

Sen's Slope Estimator

BGWC-12

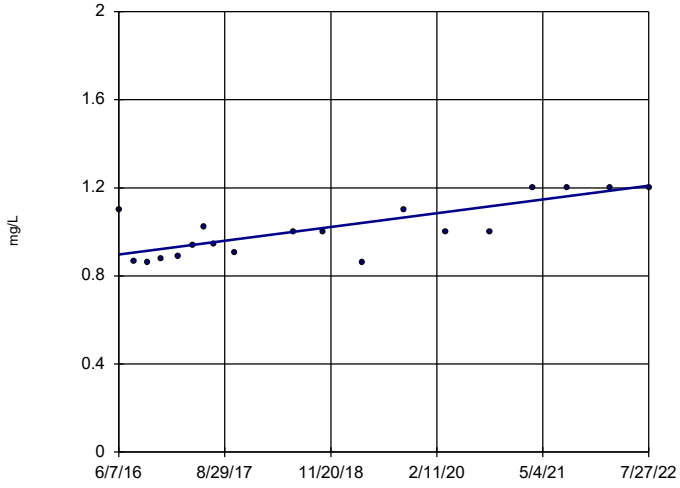

n = 19

Slope = 0.05103 units per year.

Mann-Kendall statistic = 90 critical = 74

Increasing trend significant at 99% confidence level (α = 0.005 per tail).

Constituent: Boron Analysis Run 11/15/2022 7:56 PM View: Appendix III - Trend Test

Plant Bowen Client: Southern Company Data: Bowen AP-1

Sanitas™ v.9.6.35 . UG

Sen's Slope Estimator

BGWC-14A

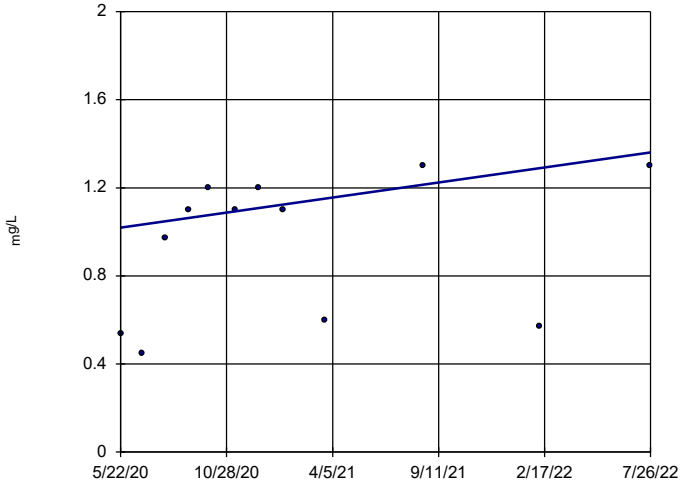

n = 12

Slope = 0.1569 units per year.

Mann-Kendall statistic = 25 critical = 38

Trend not significant at 99% confidence level (α = 0.005 per tail).

Constituent: Boron Analysis Run 11/15/2022 7:56 PM View: Appendix III - Trend Test

Plant Bowen Client: Southern Company Data: Bowen AP-1

Sanitas™ v.9.6.35 . UG

Sen's Slope Estimator

BGWC-16

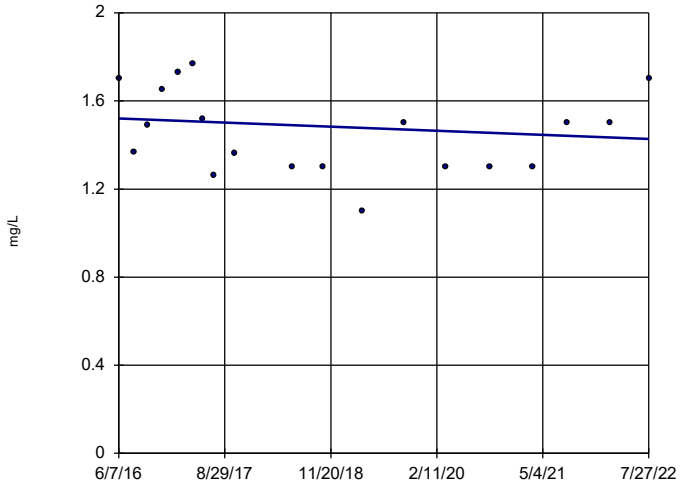

n = 19

Slope = -0.01515 units per year.

Mann-Kendall statistic = -27 critical = -74

Trend not significant at 99% confidence level (α = 0.005 per tail).

Constituent: Boron Analysis Run 11/15/2022 7:56 PM View: Appendix III - Trend Test

Plant Bowen Client: Southern Company Data: Bowen AP-1

Sanitas™ v.9.6.35 . UG

Sen's Slope Estimator

BGWC-17

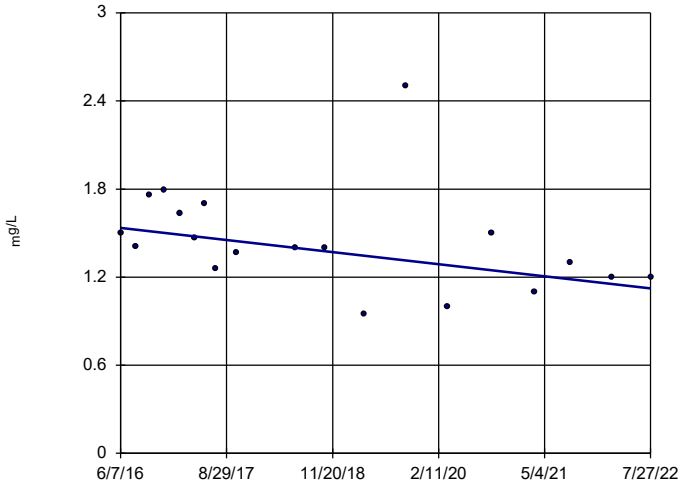

n = 19

Slope = -0.06711 units per year.

Mann-Kendall statistic = -68 critical = -74

Trend not significant at 99% confidence level (α = 0.005 per tail).

Constituent: Boron Analysis Run 11/15/2022 7:56 PM View: Appendix III - Trend Test

Plant Bowen Client: Southern Company Data: Bowen AP-1

Sanitas™ v.9.6.35 . UG

Sen's Slope Estimator

BGWC-18

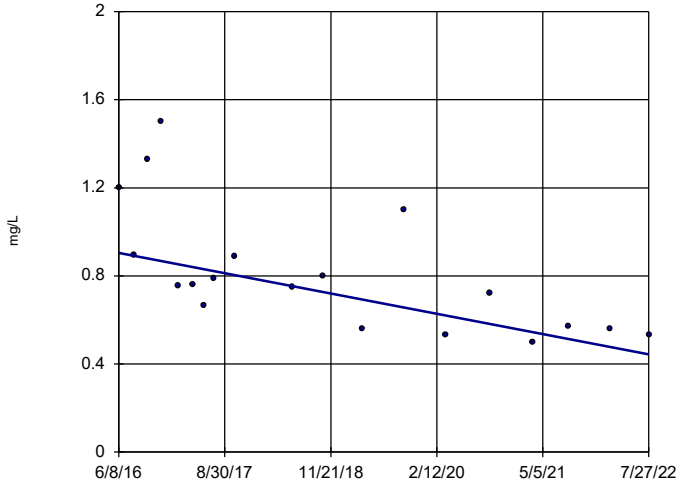

n = 19

Slope = -0.07488 units per year.

Mann-Kendall statistic = -95 critical = -74

Decreasing trend significant at 99% confidence level (α = 0.005 per tail).

Constituent: Boron Analysis Run 11/15/2022 7:56 PM View: Appendix III - Trend Test

Plant Bowen Client: Southern Company Data: Bowen AP-1

Sanitas™ v.9.6.35 . UG

Sen's Slope Estimator

BGWC-19

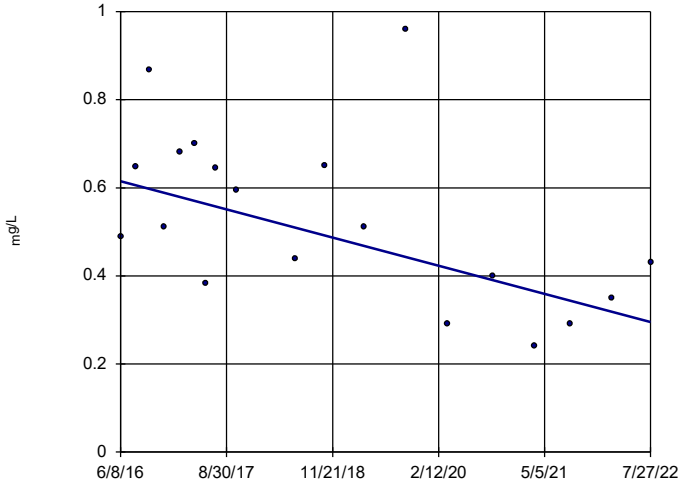

n = 19

Slope = -0.05208 units per year.

Mann-Kendall statistic = -65 critical = -74

Trend not significant at 99% confidence level (α = 0.005 per tail).

Constituent: Boron Analysis Run 11/15/2022 7:56 PM View: Appendix III - Trend Test

Plant Bowen Client: Southern Company Data: Bowen AP-1

Sanitas™ v.9.6.35 . UG

Sen's Slope Estimator

BGWC-20

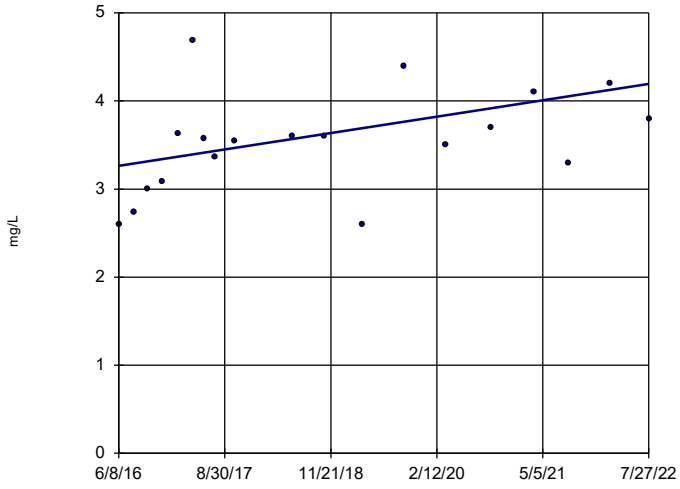

n = 19

Slope = 0.1516 units per year.

Mann-Kendall statistic = 67 critical = 74

Trend not significant at 99% confidence level (α = 0.005 per tail).

Constituent: Boron Analysis Run 11/15/2022 7:56 PM View: Appendix III - Trend Test

Plant Bowen Client: Southern Company Data: Bowen AP-1

Sanitas™ v.9.6.35 . UG

Sen's Slope Estimator

BGWC-22

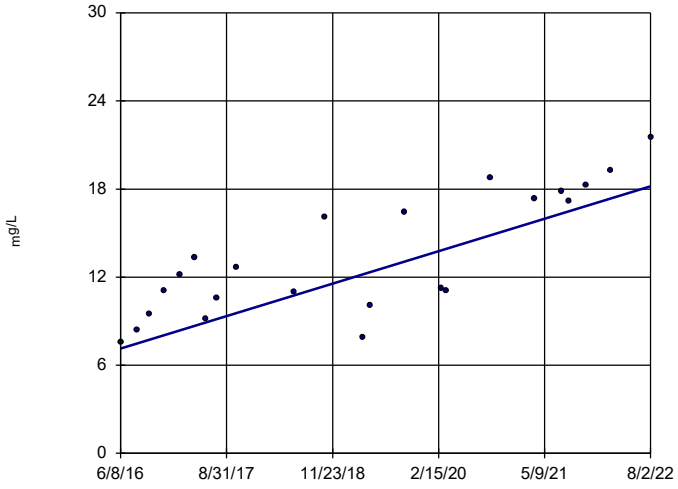

n = 23

Slope = 1.795 units per year.

Mann-Kendall statistic = 160 critical = 98

Increasing trend significant at 99% confidence level (α = 0.005 per tail).

Constituent: Boron Analysis Run 11/15/2022 7:56 PM View: Appendix III - Trend Test

Plant Bowen Client: Southern Company Data: Bowen AP-1

Sanitas™ v.9.6.35 . UG

Sen's Slope Estimator

BGWC-23

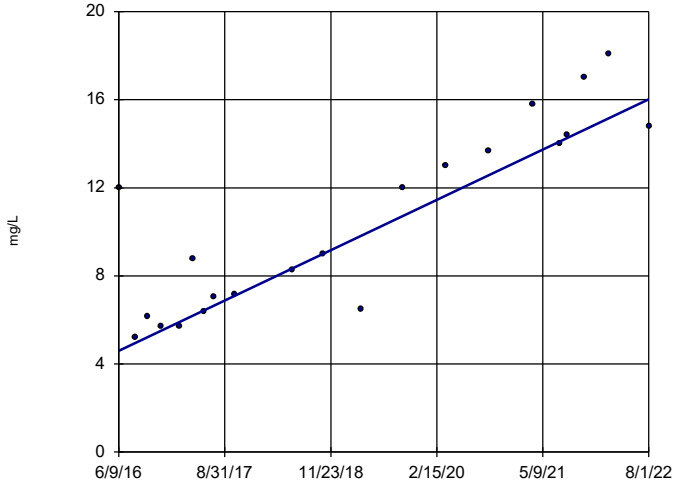

n = 21

Slope = 1.856 units per year.

Mann-Kendall statistic = 154 critical = 87

Increasing trend significant at 99% confidence level (α = 0.005 per tail).

Constituent: Boron Analysis Run 11/15/2022 7:56 PM View: Appendix III - Trend Test

Plant Bowen Client: Southern Company Data: Bowen AP-1

Sanitas™ v.9.6.35 . UG

Sen's Slope Estimator

BGWC-24

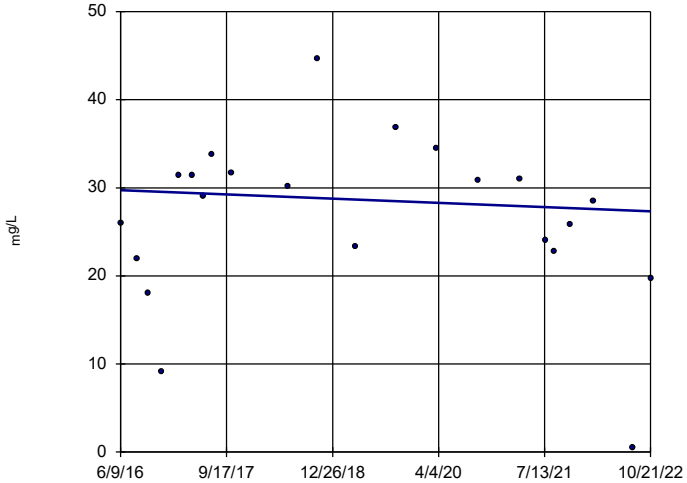

n = 22

Slope = -0.3723 units per year.

Mann-Kendall statistic = -20 critical = -92

Trend not significant at 99% confidence level (α = 0.005 per tail).

Constituent: Boron Analysis Run 11/15/2022 7:56 PM View: Appendix III - Trend Test

Plant Bowen Client: Southern Company Data: Bowen AP-1

Sanitas™ v.9.6.35 . UG

Sen's Slope Estimator

BGWC-25

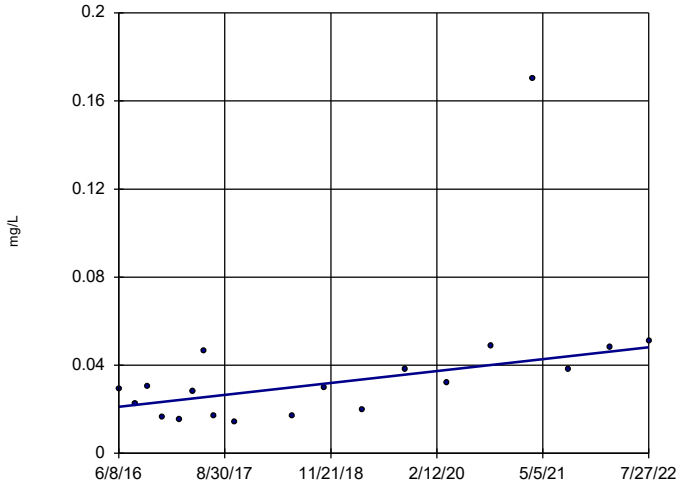

n = 19

Slope = 0.004415 units per year.

Mann-Kendall statistic = 78 critical = 74

Increasing trend significant at 99% confidence level (α = 0.005 per tail).

Constituent: Boron Analysis Run 11/15/2022 7:56 PM View: Appendix III - Trend Test

Plant Bowen Client: Southern Company Data: Bowen AP-1

Sanitas™ v.9.6.35 . UG

Sen's Slope Estimator

BGWC-30

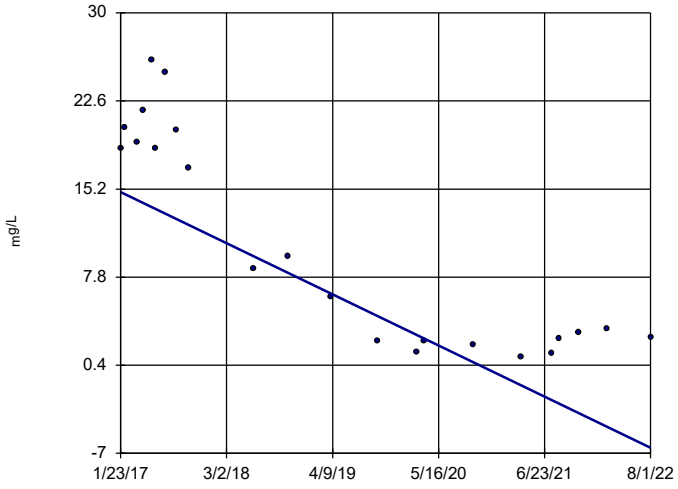

n = 22

Slope = -3.891 units per year.

Mann-Kendall statistic = -131 critical = -92

Decreasing trend significant at 99% confidence level (α = 0.005 per tail).

Constituent: Boron Analysis Run 11/15/2022 7:56 PM View: Appendix III - Trend Test

Plant Bowen Client: Southern Company Data: Bowen AP-1

Sanitas™ v.9.6.35 . UG

Sen's Slope Estimator

BGWC-7

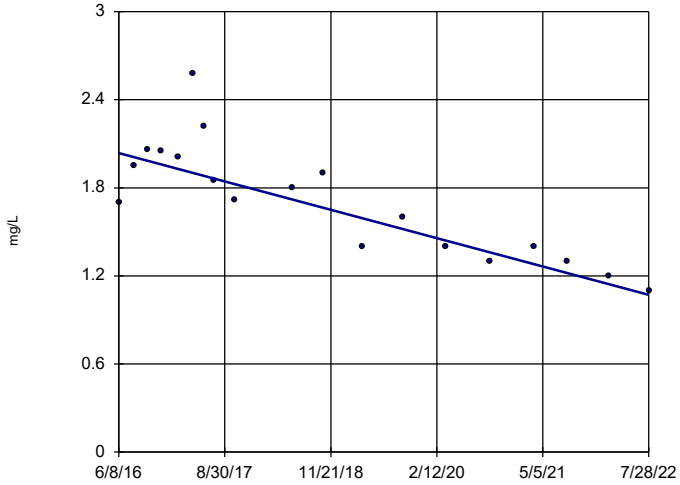

n = 19

Slope = -0.1574 units per year.

Mann-Kendall statistic = -113 critical = -74

Decreasing trend significant at 99% confidence level (α = 0.005 per tail).

Constituent: Boron Analysis Run 11/15/2022 7:56 PM View: Appendix III - Trend Test

Plant Bowen Client: Southern Company Data: Bowen AP-1

Sanitas™ v.9.6.35 . UG

Sen's Slope Estimator

BGWC-8

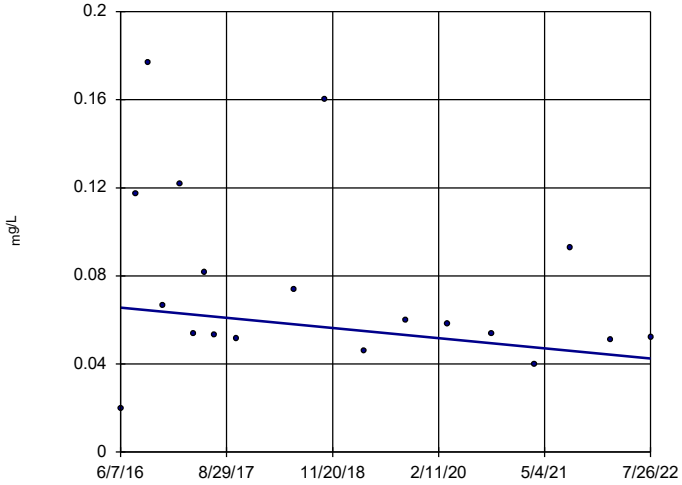

n = 19

Slope = -0.003776 units per year.

Mann-Kendall statistic = -44 critical = -74

Trend not significant at 99% confidence level (α = 0.005 per tail).

Constituent: Boron Analysis Run 11/15/2022 7:56 PM View: Appendix III - Trend Test

Plant Bowen Client: Southern Company Data: Bowen AP-1

Sanitas™ v.9.6.35 . UG

Sen's Slope Estimator

BGWC-9

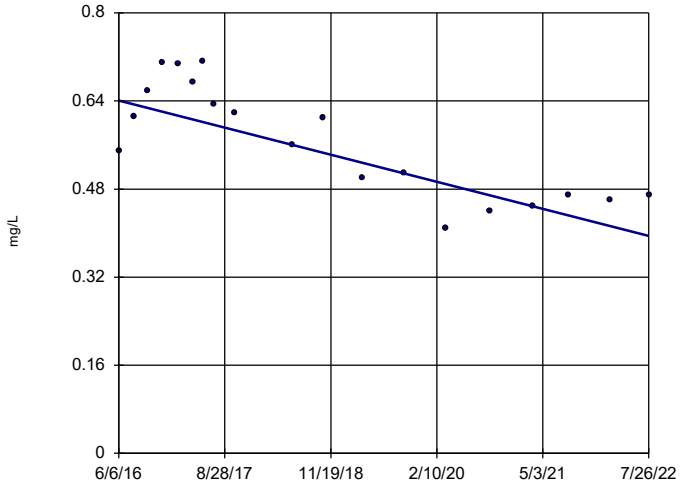

n = 19

Slope = -0.04004 units per year.

Mann-Kendall statistic = -92 critical = -74

Decreasing trend significant at 99% confidence level (α = 0.005 per tail).

Constituent: Boron Analysis Run 11/15/2022 7:56 PM View: Appendix III - Trend Test

Plant Bowen Client: Southern Company Data: Bowen AP-1

Sanitas™ v.9.6.35 . UG

Sen's Slope Estimator

BGWA-2 (bg)

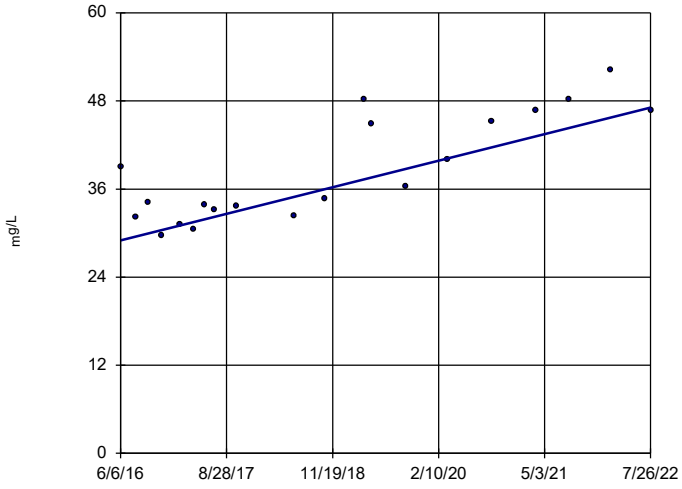

n = 20

Slope = 2.945 units per year.

Mann-Kendall statistic = 115 critical = 81

Increasing trend significant at 99% confidence level (α = 0.005 per tail).

Constituent: Calcium Analysis Run 11/15/2022 7:56 PM View: Appendix III - Trend Test

Plant Bowen Client: Southern Company Data: Bowen AP-1

Sanitas™ v.9.6.35 . UG

Sen's Slope Estimator

BGWA-29 (bg)

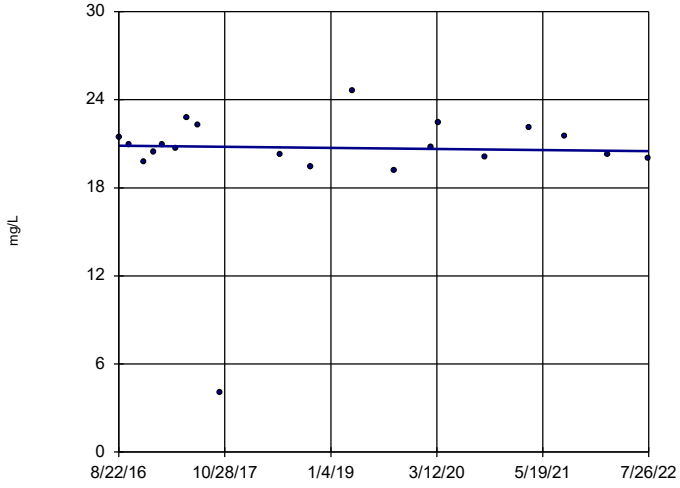

n = 20

Slope = -0.06243 units per year.

Mann-Kendall statistic = -12 critical = -81

Trend not significant at 99% confidence level (α = 0.005 per tail).

Constituent: Calcium Analysis Run 11/15/2022 7:56 PM View: Appendix III - Trend Test

Plant Bowen Client: Southern Company Data: Bowen AP-1

Sanitas™ v.9.6.35 . UG

Sen's Slope Estimator

BGWA-33 (bg)

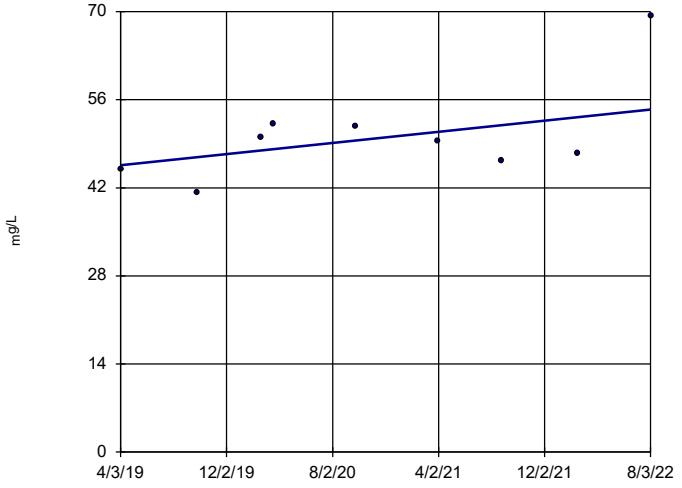

n = 9

Slope = 2.65 units per year.

Mann-Kendall statistic = 10 critical = 25

Trend not significant at 99% confidence level (α = 0.005 per tail).

Constituent: Calcium Analysis Run 11/15/2022 7:56 PM View: Appendix III - Trend Test

Plant Bowen Client: Southern Company Data: Bowen AP-1

Sanitas™ v.9.6.35 . UG

Sen's Slope Estimator

BGWA-47D (bg)

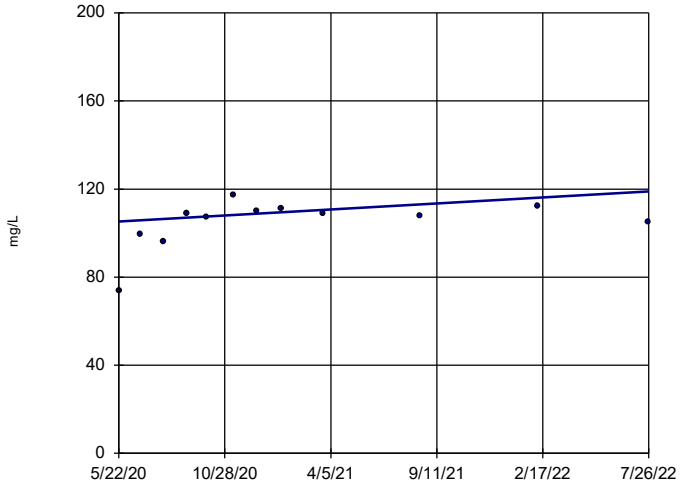

n = 12

Slope = 6.309 units per year.

Mann-Kendall statistic = 23 critical = 38

Trend not significant at 99% confidence level (α = 0.005 per tail).

Constituent: Calcium Analysis Run 11/15/2022 7:56 PM View: Appendix III - Trend Test

Plant Bowen Client: Southern Company Data: Bowen AP-1

Sanitas™ v.9.6.35 . UG

Sen's Slope Estimator

BGWA-48D (bg)

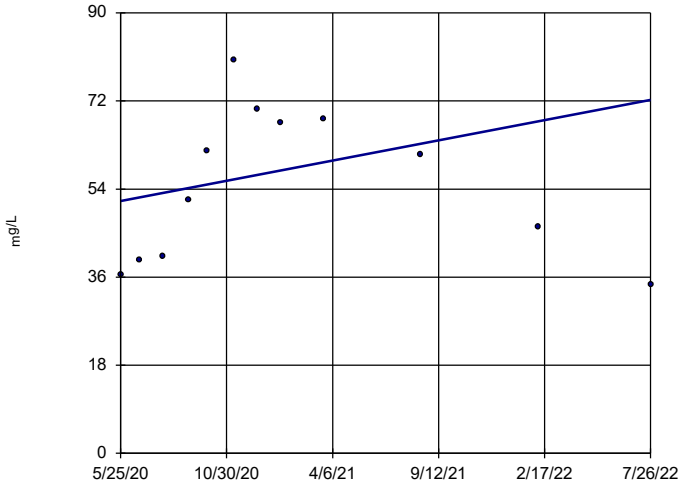

n = 12

Slope = 9.531 units per year.

Mann-Kendall statistic = 10 critical = 38

Trend not significant at 99% confidence level (α = 0.005 per tail).

Constituent: Calcium Analysis Run 11/15/2022 7:56 PM View: Appendix III - Trend Test

Plant Bowen Client: Southern Company Data: Bowen AP-1

Sanitas™ v.9.6.35 . UG

Sen's Slope Estimator

BGWC-12

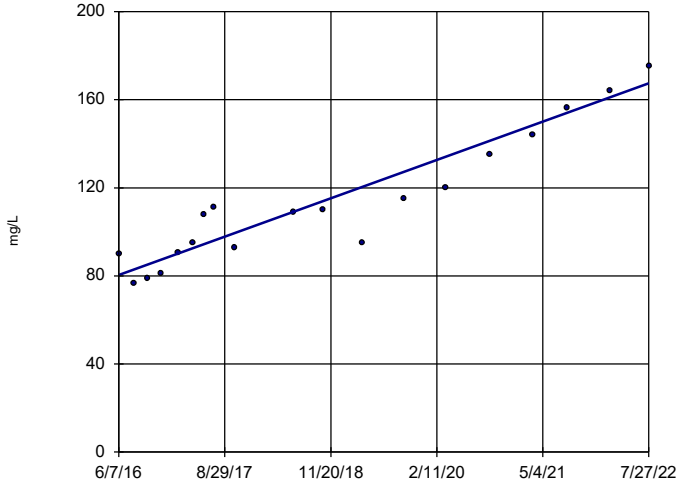

n = 19

Slope = 14.17 units per year.

Mann-Kendall statistic = 146 critical = 74

Increasing trend significant at 99% confidence level (α = 0.005 per tail).

Constituent: Calcium Analysis Run 11/15/2022 7:56 PM View: Appendix III - Trend Test

Plant Bowen Client: Southern Company Data: Bowen AP-1

Sanitas™ v.9.6.35 . UG

Sen's Slope Estimator

BGWC-14A

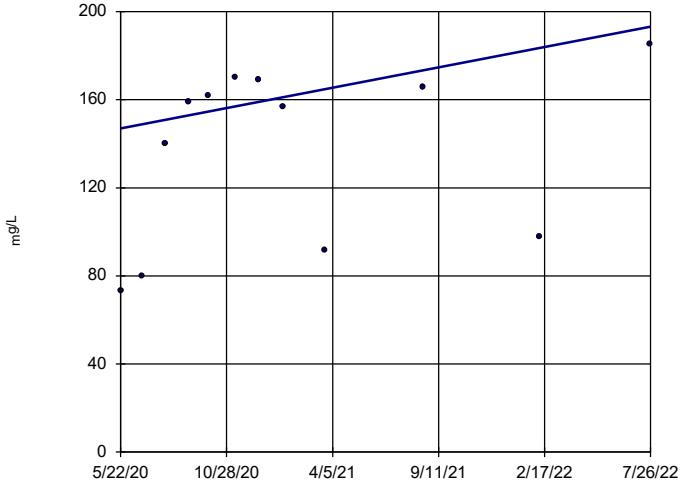

n = 12

Slope = 21.17 units per year.

Mann-Kendall statistic = 26 critical = 38

Trend not significant at 99% confidence level (α = 0.005 per tail).

Constituent: Calcium Analysis Run 11/15/2022 7:56 PM View: Appendix III - Trend Test

Plant Bowen Client: Southern Company Data: Bowen AP-1

Sanitas™ v.9.6.35 . UG

Sen's Slope Estimator

BGWC-16

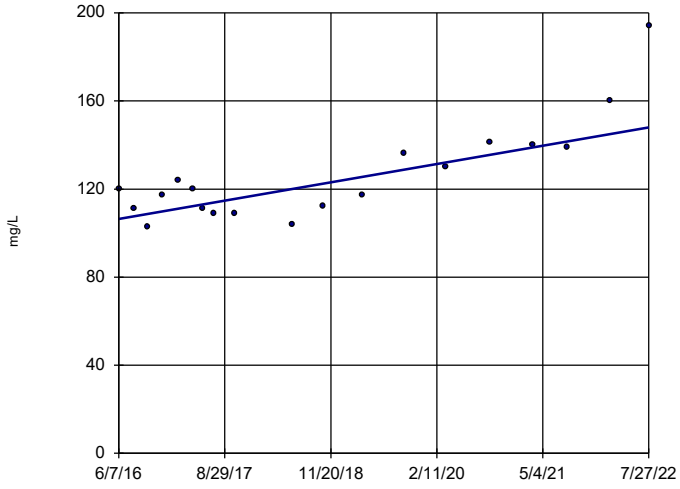

n = 19

Slope = 6.772 units per year.

Mann-Kendall statistic = 87 critical = 74

Increasing trend significant at 99% confidence level (α = 0.005 per tail).

Constituent: Calcium Analysis Run 11/15/2022 7:56 PM View: Appendix III - Trend Test

Plant Bowen Client: Southern Company Data: Bowen AP-1

Sanitas™ v.9.6.35 . UG

Sen's Slope Estimator

BGWC-20

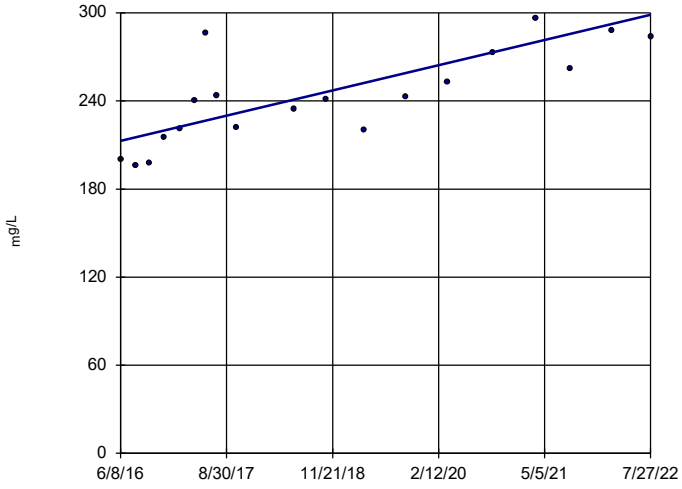

n = 19

Slope = 13.98 units per year.

Mann-Kendall statistic = 113 critical = 74

Increasing trend significant at 99% confidence level (α = 0.005 per tail).

Constituent: Calcium Analysis Run 11/15/2022 7:56 PM View: Appendix III - Trend Test

Plant Bowen Client: Southern Company Data: Bowen AP-1

Sanitas™ v.9.6.35 . UG

Sen's Slope Estimator

BGWC-22

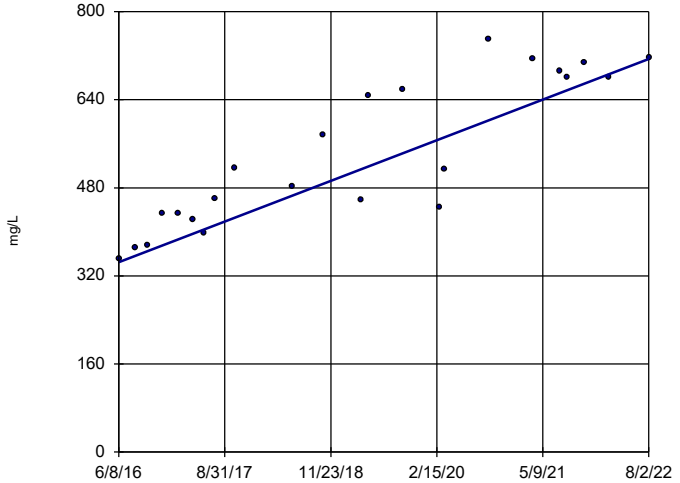

n = 23

Slope = 59.98 units per year.

Mann-Kendall statistic = 182 critical = 98

Increasing trend significant at 99% confidence level (α = 0.005 per tail).

Constituent: Calcium Analysis Run 11/15/2022 7:56 PM View: Appendix III - Trend Test

Plant Bowen Client: Southern Company Data: Bowen AP-1

Sanitas™ v.9.6.35 . UG

Sen's Slope Estimator

BGWC-23

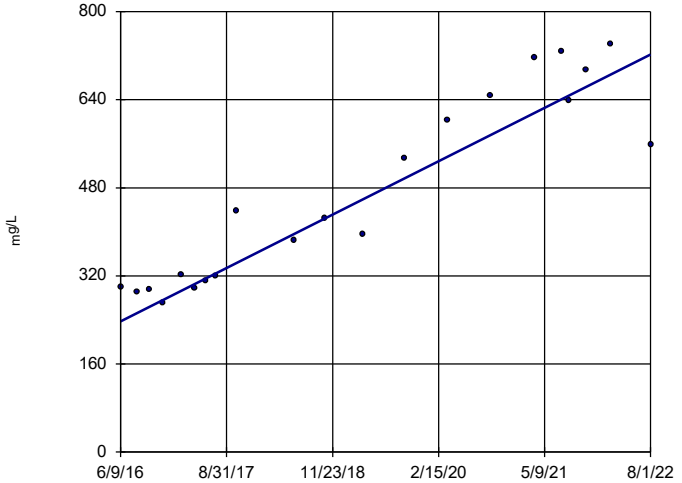

n = 21

Slope = 78.86 units per year.

Mann-Kendall statistic = 160 critical = 87

Increasing trend significant at 99% confidence level (α = 0.005 per tail).

Constituent: Calcium Analysis Run 11/15/2022 7:56 PM View: Appendix III - Trend Test

Plant Bowen Client: Southern Company Data: Bowen AP-1

Sanitas™ v.9.6.35 . UG

Sen's Slope Estimator

BGWC-24

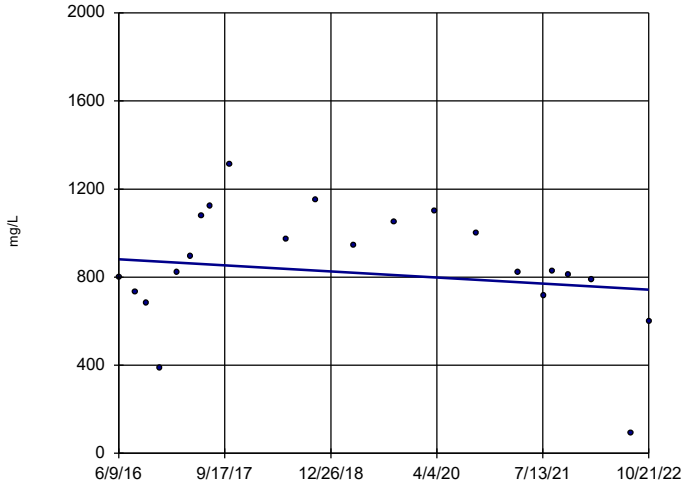

n = 22

Slope = -21.57 units per year.

Mann-Kendall statistic = -29 critical = -92

Trend not significant at 99% confidence level (α = 0.005 per tail).

Constituent: Calcium Analysis Run 11/15/2022 7:56 PM View: Appendix III - Trend Test

Plant Bowen Client: Southern Company Data: Bowen AP-1

Sanitas™ v.9.6.35 . UG

Sen's Slope Estimator

BGWC-7

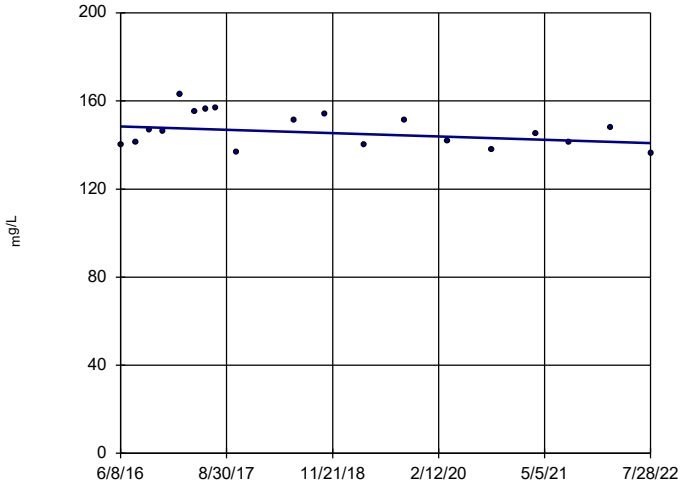

n = 19

Slope = -1.232 units per year.

Mann-Kendall statistic = -34 critical = -74

Trend not significant at 99% confidence level (α = 0.005 per tail).

Constituent: Calcium Analysis Run 11/15/2022 7:56 PM View: Appendix III - Trend Test

Plant Bowen Client: Southern Company Data: Bowen AP-1

Sanitas™ v.9.6.35 . UG

Sen's Slope Estimator

BGWA-2 (bg)

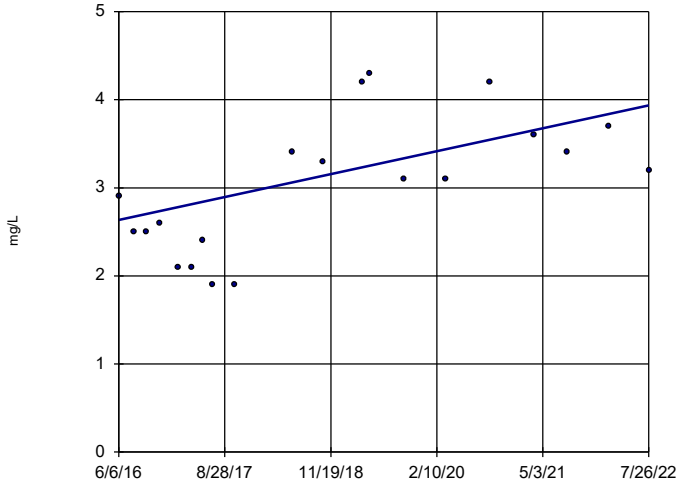

n = 20

Slope = 0.2119 units per year.

Mann-Kendall statistic = 70 critical = 81

Trend not significant at 99% confidence level (α = 0.005 per tail).

Constituent: Chloride Analysis Run 11/15/2022 7:56 PM View: Appendix III - Trend Test

Plant Bowen Client: Southern Company Data: Bowen AP-1

Sanitas™ v.9.6.35 . UG

Sen's Slope Estimator

BGWA-29 (bg)

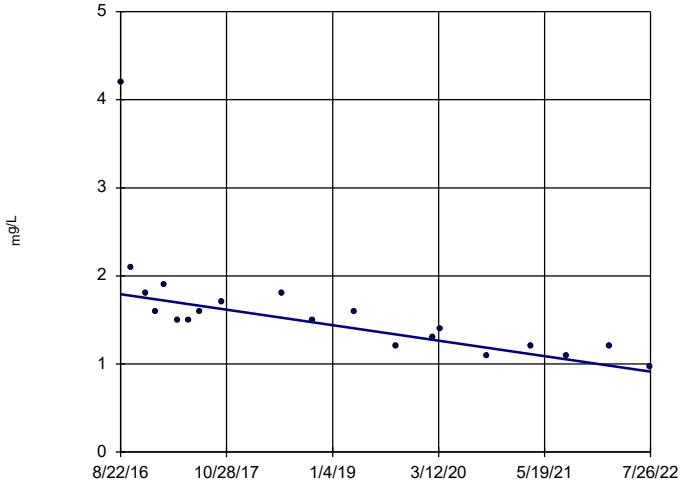

n = 20

Slope = -0.1487 units per year.

Mann-Kendall statistic = -135 critical = -81

Decreasing trend significant at 99% confidence level (α = 0.005 per tail).

Constituent: Chloride Analysis Run 11/15/2022 7:56 PM View: Appendix III - Trend Test

Plant Bowen Client: Southern Company Data: Bowen AP-1

Sanitas™ v.9.6.35 . UG

Sen's Slope Estimator

BGWA-33 (bg)

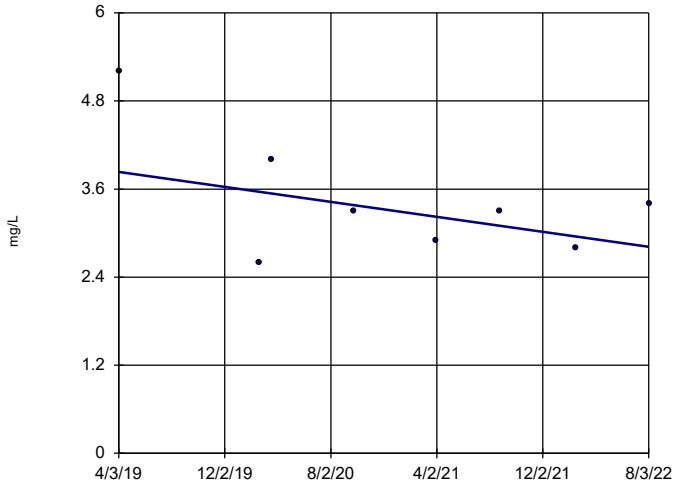

n = 8

Slope = -0.3057 units per year.

Mann-Kendall statistic = -5 critical = -21

Trend not significant at 99% confidence level (α = 0.005 per tail).

Constituent: Chloride Analysis Run 11/15/2022 7:56 PM View: Appendix III - Trend Test

Plant Bowen Client: Southern Company Data: Bowen AP-1

Sanitas™ v.9.6.35 . UG

Sen's Slope Estimator

BGWA-47D (bg)

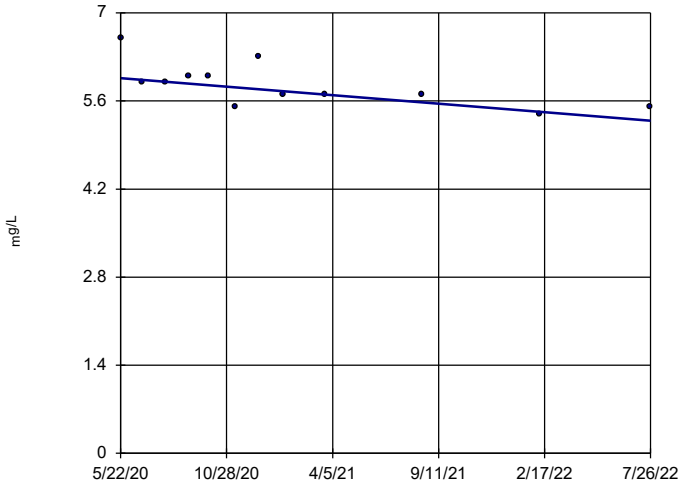

n = 12

Slope = -0.3104 units per year.

Mann-Kendall statistic = -34 critical = -38

Trend not significant at 99% confidence level (α = 0.005 per tail).

Constituent: Chloride Analysis Run 11/15/2022 7:56 PM View: Appendix III - Trend Test

Plant Bowen Client: Southern Company Data: Bowen AP-1

Sanitas™ v.9.6.35 . UG

Sen's Slope Estimator

BGWA-48D (bg)

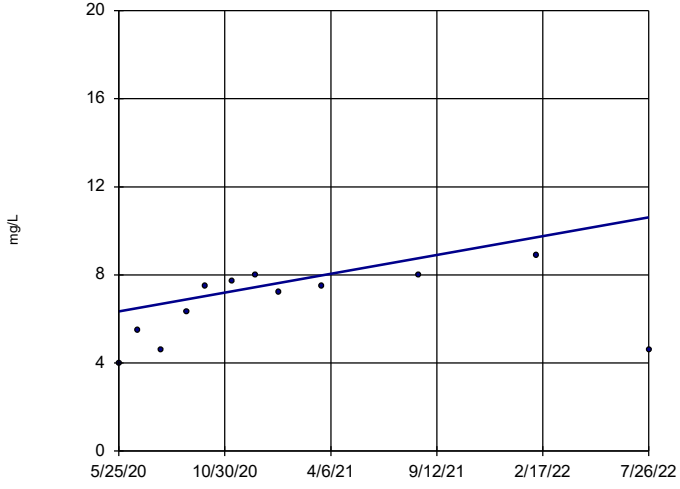

n = 12

Slope = 1.969 units per year.

Mann-Kendall statistic = 33 critical = 38

Trend not significant at 99% confidence level (α = 0.005 per tail).

Constituent: Chloride Analysis Run 11/15/2022 7:56 PM View: Appendix III - Trend Test

Plant Bowen Client: Southern Company Data: Bowen AP-1

Sanitas™ v.9.6.35 . UG

Sen's Slope Estimator

BGWC-10

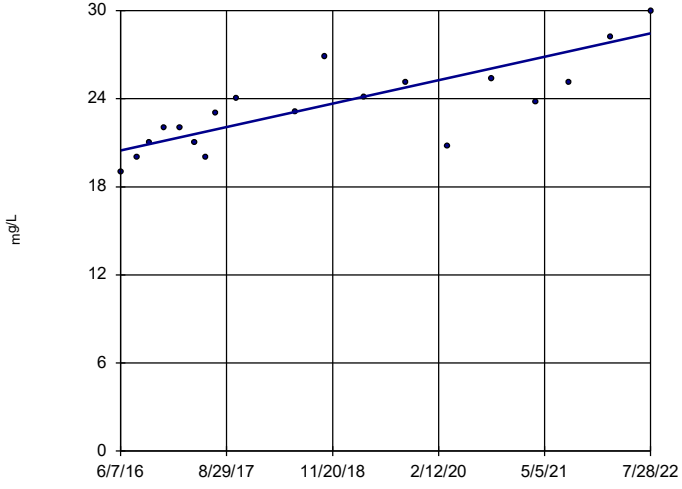

n = 19

Slope = 1.301 units per year.

Mann-Kendall statistic = 113 critical = 74

Increasing trend significant at 99% confidence level (α = 0.005 per tail).

Constituent: Chloride Analysis Run 11/15/2022 7:56 PM View: Appendix III - Trend Test

Plant Bowen Client: Southern Company Data: Bowen AP-1

Sanitas™ v.9.6.35 . UG

Sen's Slope Estimator

BGWC-12

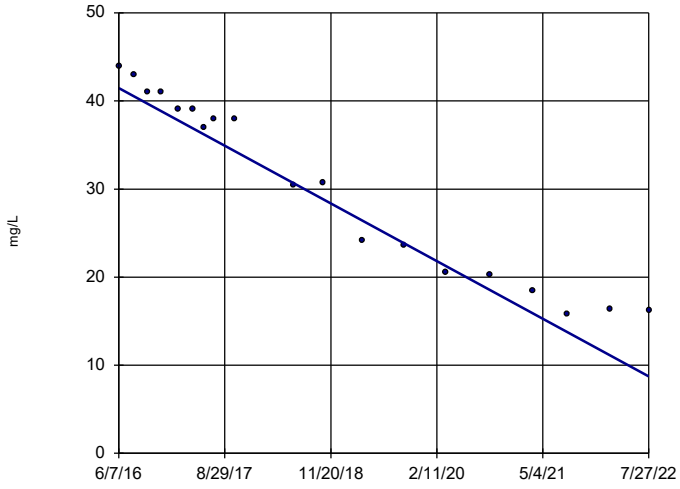

n = 19

Slope = -5.329 units per year.

Mann-Kendall statistic = -158 critical = -74

Decreasing trend significant at 99% confidence level (α = 0.005 per tail).

Constituent: Chloride Analysis Run 11/15/2022 7:56 PM View: Appendix III - Trend Test

Plant Bowen Client: Southern Company Data: Bowen AP-1

Sanitas™ v.9.6.35 . UG

Sen's Slope Estimator

BGWC-14A

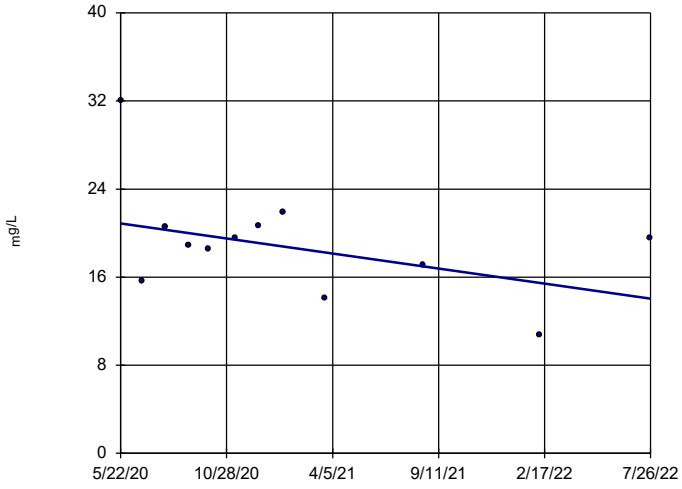

n = 12

Slope = -3.124 units per year.

Mann-Kendall statistic = -15 critical = -38

Trend not significant at 99% confidence level (α = 0.005 per tail).

Constituent: Chloride Analysis Run 11/15/2022 7:56 PM View: Appendix III - Trend Test

Plant Bowen Client: Southern Company Data: Bowen AP-1

Sanitas™ v.9.6.35 . UG

Sen's Slope Estimator

BGWC-16

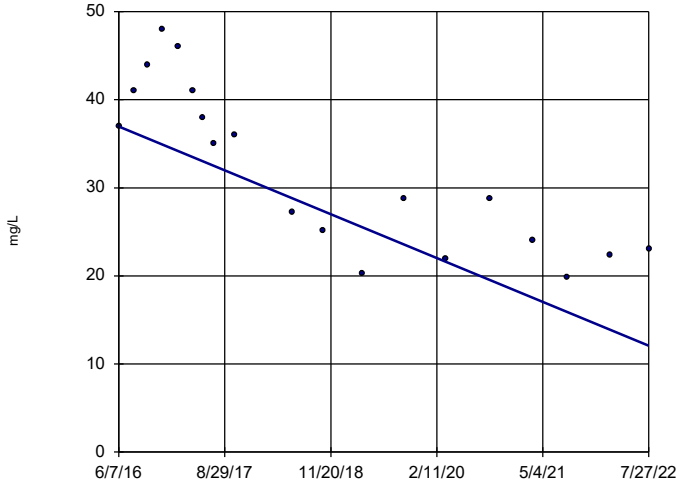

n = 19

Slope = -4.056 units per year.

Mann-Kendall statistic = -110 critical = -74

Decreasing trend significant at 99% confidence level (α = 0.005 per tail).

Constituent: Chloride Analysis Run 11/15/2022 7:56 PM View: Appendix III - Trend Test

Plant Bowen Client: Southern Company Data: Bowen AP-1

Sanitas™ v.9.6.35 . UG

Sen's Slope Estimator

BGWC-17

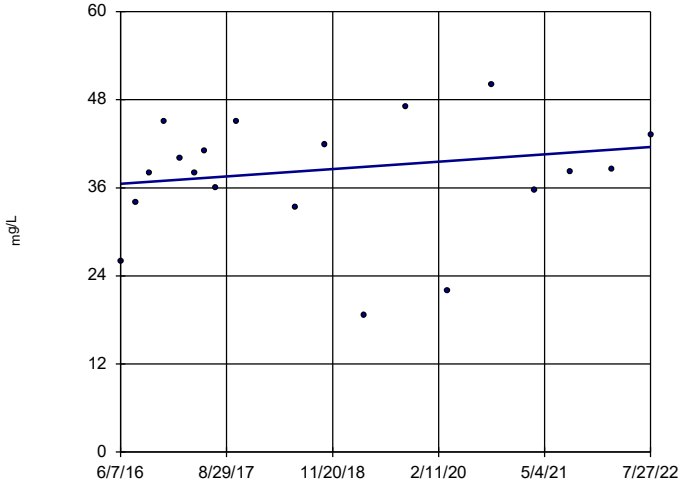

n = 19

Slope = 0.8172 units per year.

Mann-Kendall statistic = 29 critical = 74

Trend not significant at 99% confidence level (α = 0.005 per tail).

Constituent: Chloride Analysis Run 11/15/2022 7:56 PM View: Appendix III - Trend Test

Plant Bowen Client: Southern Company Data: Bowen AP-1

Sanitas™ v.9.6.35 . UG

Sen's Slope Estimator

BGWC-18

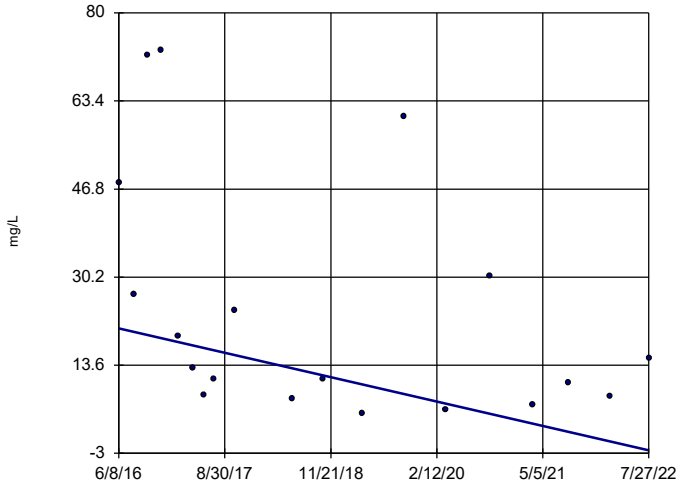

n = 19

Slope = -3.744 units per year.

Mann-Kendall statistic = -63 critical = -74

Trend not significant at 99% confidence level (α = 0.005 per tail).

Constituent: Chloride Analysis Run 11/15/2022 7:56 PM View: Appendix III - Trend Test

Plant Bowen Client: Southern Company Data: Bowen AP-1

Sanitas™ v.9.6.35 . UG

Sen's Slope Estimator

BGWC-20

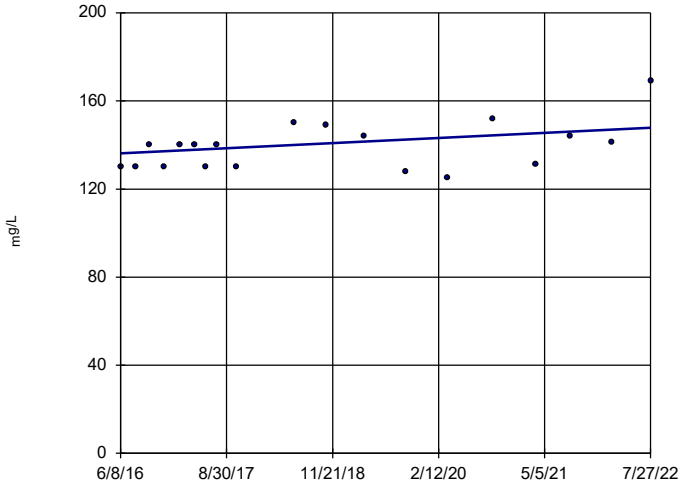

n = 19

Slope = 1.884 units per year.

Mann-Kendall statistic = 50 critical = 74

Trend not significant at 99% confidence level (α = 0.005 per tail).

Constituent: Chloride Analysis Run 11/15/2022 7:56 PM View: Appendix III - Trend Test

Plant Bowen Client: Southern Company Data: Bowen AP-1

Sanitas™ v.9.6.35 . UG

Sen's Slope Estimator

BGWC-22

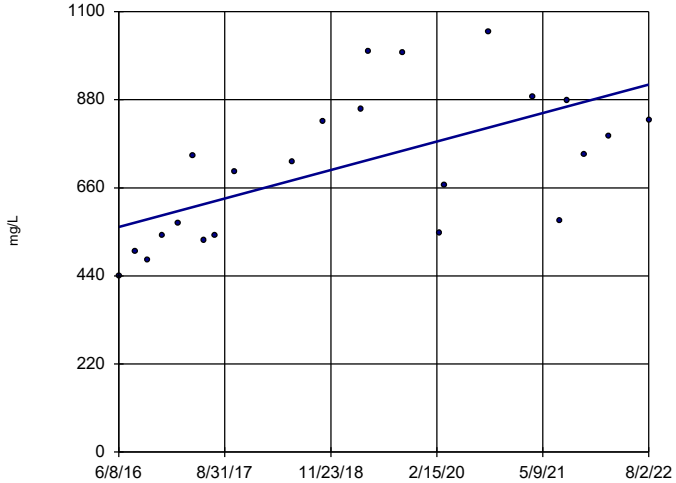

n = 23

Slope = 57.74 units per year.

Mann-Kendall statistic = 130 critical = 98

Increasing trend significant at 99% confidence level (α = 0.005 per tail).

Constituent: Chloride Analysis Run 11/15/2022 7:56 PM View: Appendix III - Trend Test

Plant Bowen Client: Southern Company Data: Bowen AP-1

Sanitas™ v.9.6.35 . UG

Sen's Slope Estimator

BGWC-23

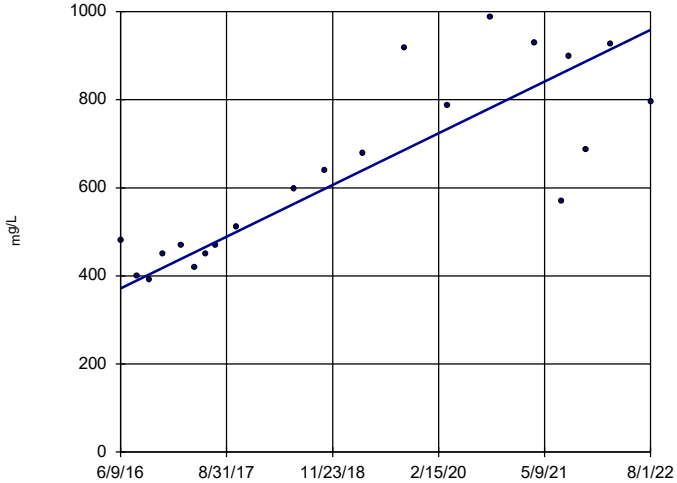

n = 21

Slope = 95.49 units per year.

Mann-Kendall statistic = 138 critical = 87

Increasing trend significant at 99% confidence level (α = 0.005 per tail).

Constituent: Chloride Analysis Run 11/15/2022 7:56 PM View: Appendix III - Trend Test

Plant Bowen Client: Southern Company Data: Bowen AP-1

Sanitas™ v.9.6.35 . UG

Sen's Slope Estimator

BGWC-24

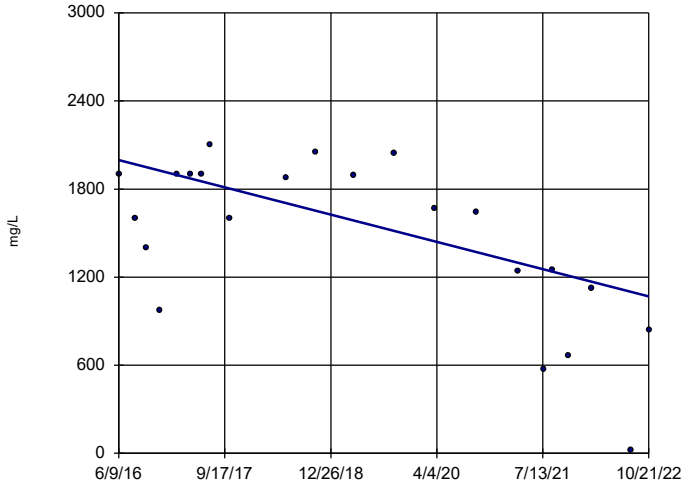

n = 22

Slope = -146 units per year.

Mann-Kendall statistic = -94 critical = -92

Decreasing trend significant at 99% confidence level (α = 0.005 per tail).

Constituent: Chloride Analysis Run 11/15/2022 7:56 PM View: Appendix III - Trend Test

Plant Bowen Client: Southern Company Data: Bowen AP-1

Sanitas™ v.9.6.35 . UG

Sen's Slope Estimator

BGWC-30

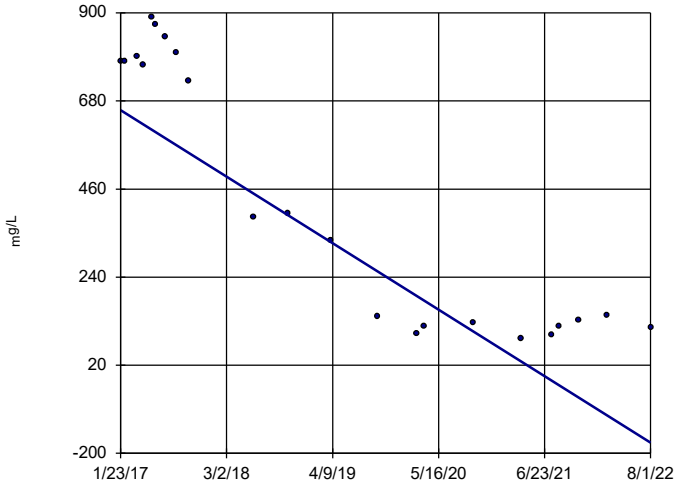

n = 22

Slope = -150.4 units per year.

Mann-Kendall statistic = -143 critical = -92

Decreasing trend significant at 99% confidence level (α = 0.005 per tail).

Constituent: Chloride Analysis Run 11/15/2022 7:56 PM View: Appendix III - Trend Test

Plant Bowen Client: Southern Company Data: Bowen AP-1

Sanitas™ v.9.6.35 . UG

Sen's Slope Estimator

BGWC-9

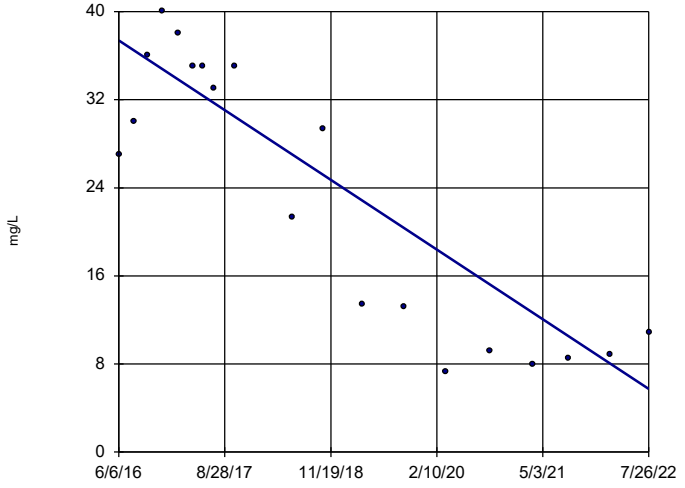

n = 19

Slope = -5.154 units per year.

Mann-Kendall statistic = -104 critical = -74

Decreasing trend significant at 99% confidence level (α = 0.005 per tail).

Constituent: Chloride Analysis Run 11/15/2022 7:56 PM View: Appendix III - Trend Test

Plant Bowen Client: Southern Company Data: Bowen AP-1

Sanitas™ v.9.6.35 . UG

Sen's Slope Estimator

BGWA-2 (bg)

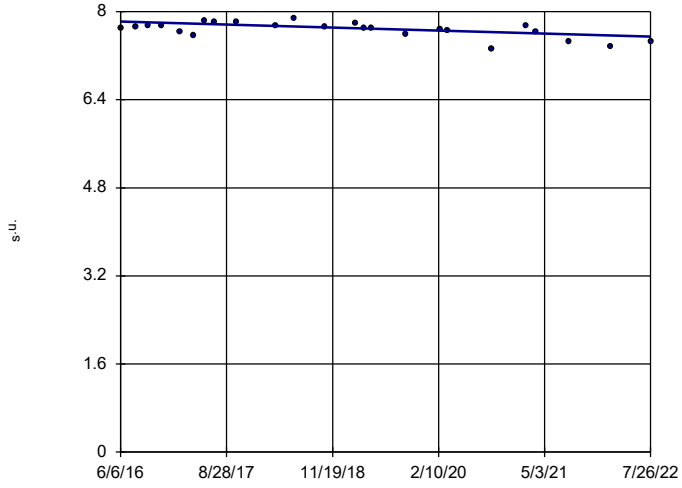

n = 24

Slope = -0.04476 units per year.

Mann-Kendall statistic = -104 critical = -105

Trend not significant at 99% confidence level (α = 0.005 per tail).

Constituent: pH Analysis Run 11/15/2022 7:56 PM View: Appendix III - Trend Test

Plant Bowen Client: Southern Company Data: Bowen AP-1

Sanitas™ v.9.6.35 . UG

Sen's Slope Estimator

BGWA-29 (bg)

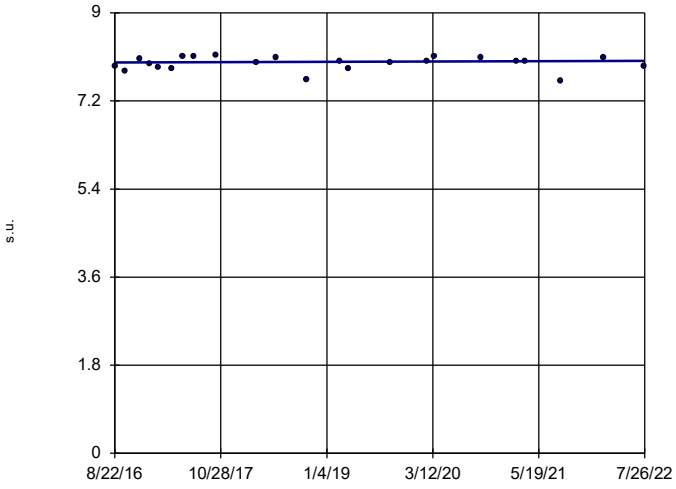

n = 23

Slope = 0.005772 units per year.

Mann-Kendall statistic = 17 critical = 98

Trend not significant at 99% confidence level (α = 0.005 per tail).

Constituent: pH Analysis Run 11/15/2022 7:56 PM View: Appendix III - Trend Test

Plant Bowen Client: Southern Company Data: Bowen AP-1

Sanitas™ v.9.6.35 . UG

Sen's Slope Estimator

BGWA-33 (bg)

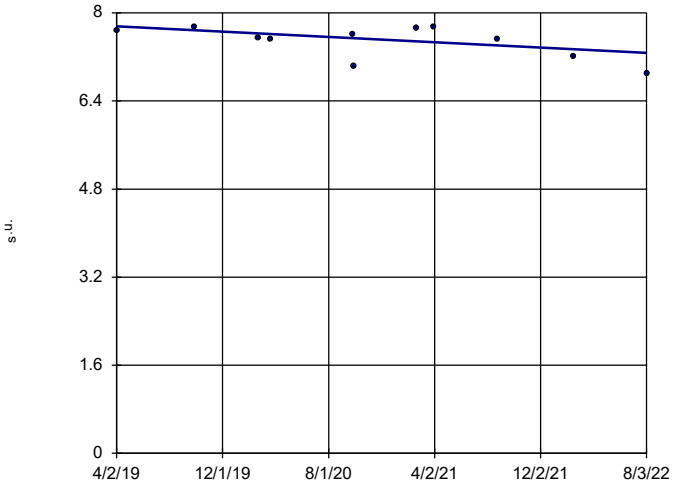

n = 11

Slope = -0.1448 units per year.

Mann-Kendall statistic = -22 critical = -34

Trend not significant at 99% confidence level (α = 0.005 per tail).

Constituent: pH Analysis Run 11/15/2022 7:56 PM View: Appendix III - Trend Test

Plant Bowen Client: Southern Company Data: Bowen AP-1

Sanitas™ v.9.6.35 . UG

Sen's Slope Estimator

BGWA-47D (bg)

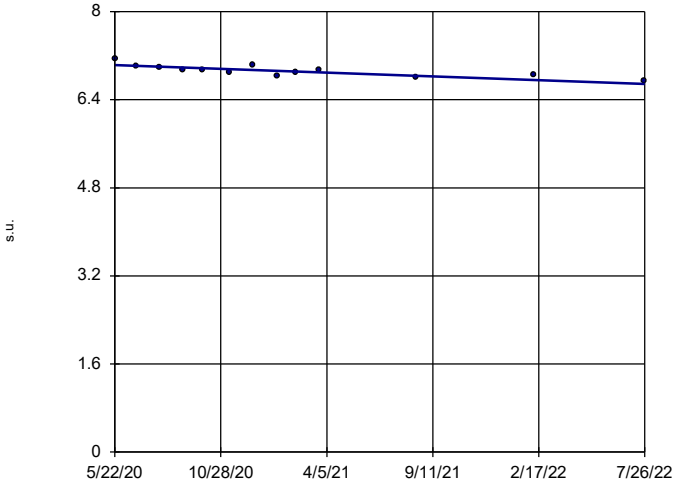

n = 13

Slope = -0.1588 units per year.

Mann-Kendall statistic = -54 critical = -43

Decreasing trend significant at 99% confidence level (α = 0.005 per tail).

Constituent: pH Analysis Run 11/15/2022 7:56 PM View: Appendix III - Trend Test

Plant Bowen Client: Southern Company Data: Bowen AP-1

Sanitas™ v.9.6.35 . UG

Sen's Slope Estimator

BGWA-48D (bg)

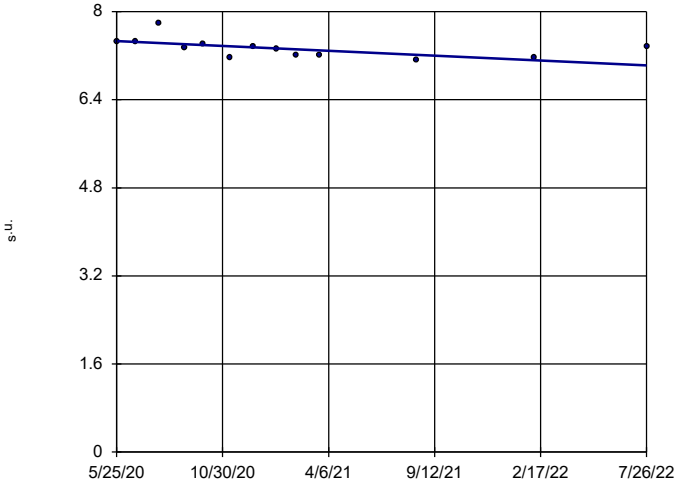

n = 13

Slope = -0.2026 units per year.

Mann-Kendall statistic = -41 critical = -43

Trend not significant at 99% confidence level (α = 0.005 per tail).

Constituent: pH Analysis Run 11/15/2022 7:56 PM View: Appendix III - Trend Test

Plant Bowen Client: Southern Company Data: Bowen AP-1

Sanitas™ v.9.6.35 . UG

Sen's Slope Estimator

BGWC-16

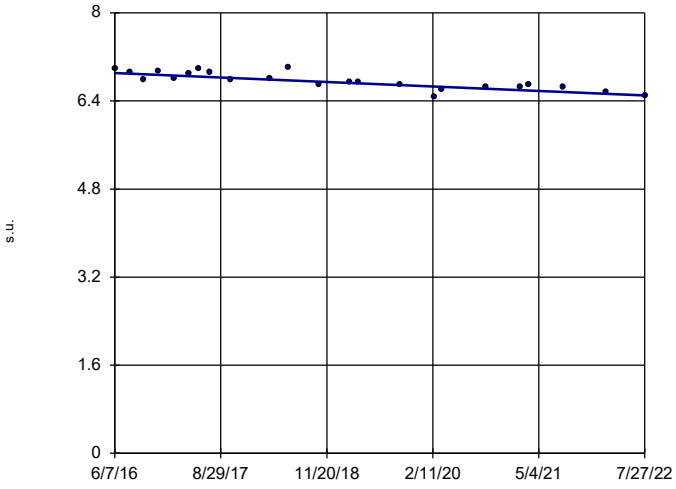

n = 23

Slope = -0.06548 units per year.

Mann-Kendall statistic = -161 critical = -98

Decreasing trend significant at 99% confidence level (α = 0.005 per tail).

Constituent: pH Analysis Run 11/15/2022 7:56 PM View: Appendix III - Trend Test

Plant Bowen Client: Southern Company Data: Bowen AP-1

Sanitas™ v.9.6.35 . UG

Sen's Slope Estimator

BGWC-19

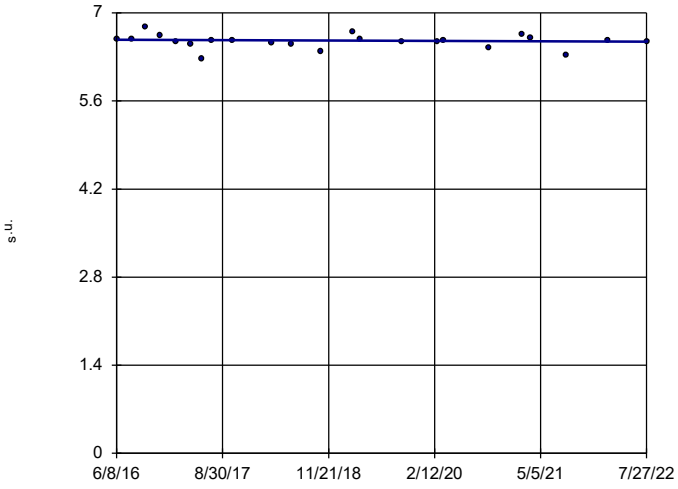

n = 23

Slope = -0.005105 units per year.

Mann-Kendall statistic = -31 critical = -98

Trend not significant at 99% confidence level (α = 0.005 per tail).

Constituent: pH Analysis Run 11/15/2022 7:56 PM View: Appendix III - Trend Test

Plant Bowen Client: Southern Company Data: Bowen AP-1

Sanitas™ v.9.6.35 . UG

Sen's Slope Estimator

BGWC-24

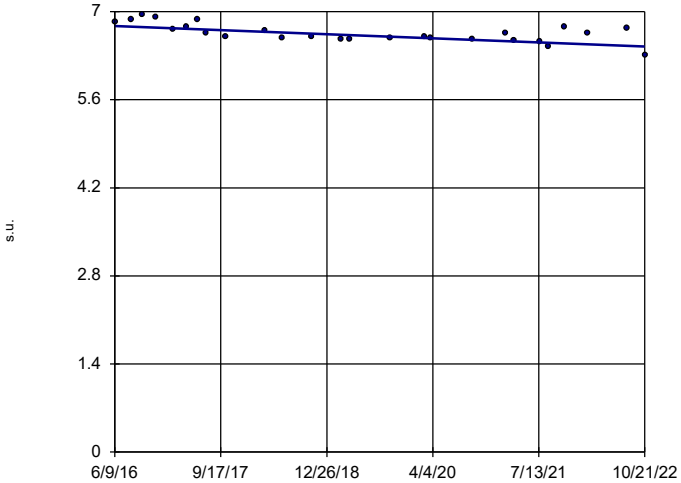

n = 26

Slope = -0.05117 units per year.

Mann-Kendall statistic = -165 critical = -118

Decreasing trend significant at 99% confidence level (α = 0.005 per tail).

Constituent: pH Analysis Run 11/15/2022 7:56 PM View: Appendix III - Trend Test

Plant Bowen Client: Southern Company Data: Bowen AP-1

Sanitas™ v.9.6.35 . UG

Sen's Slope Estimator

BGWA-2 (bg)

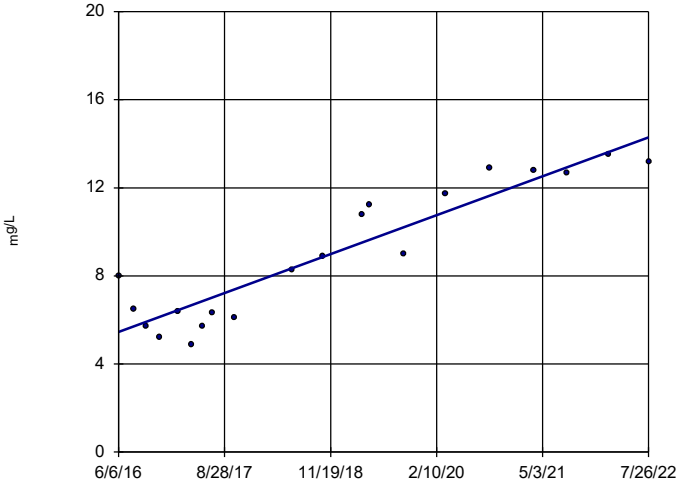

n = 20

Slope = 1.439 units per year.

Mann-Kendall statistic = 131 critical = 81

Increasing trend significant at 99% confidence level (α = 0.005 per tail).

Constituent: Sulfate Analysis Run 11/15/2022 7:56 PM View: Appendix III - Trend Test

Plant Bowen Client: Southern Company Data: Bowen AP-1

Sanitas™ v.9.6.35 . UG

Sen's Slope Estimator

BGWA-29 (bg)

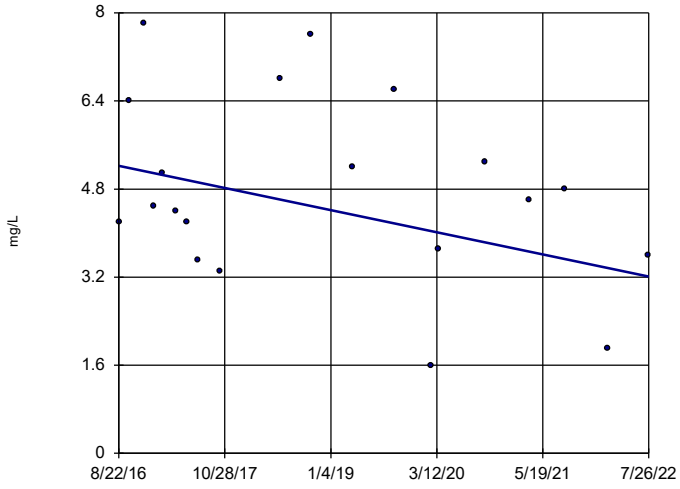

n = 20

Slope = -0.3385 units per year.

Mann-Kendall statistic = -39 critical = -81

Trend not significant at 99% confidence level (α = 0.005 per tail).

Constituent: Sulfate Analysis Run 11/15/2022 7:56 PM View: Appendix III - Trend Test

Plant Bowen Client: Southern Company Data: Bowen AP-1

Sanitas™ v.9.6.35 . UG

Sen's Slope Estimator

BGWA-33 (bg)

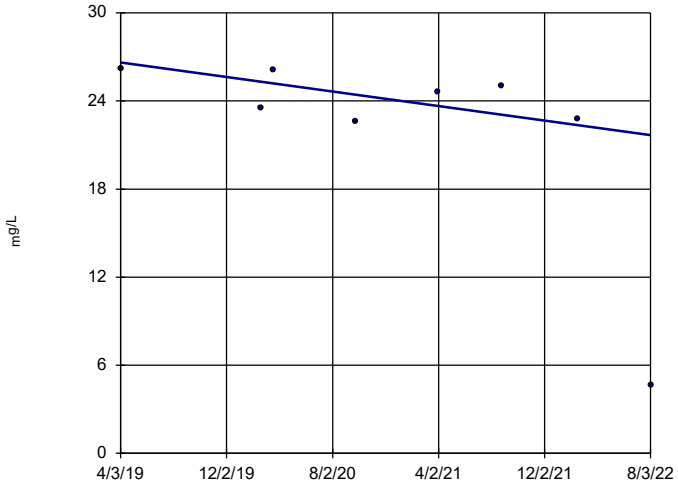

n = 8

Slope = -1.483 units per year.

Mann-Kendall statistic = -14 critical = -21

Trend not significant at 99% confidence level (α = 0.005 per tail).

Constituent: Sulfate Analysis Run 11/15/2022 7:56 PM View: Appendix III - Trend Test

Plant Bowen Client: Southern Company Data: Bowen AP-1

Sanitas™ v.9.6.35 . UG

Sen's Slope Estimator

BGWA-47D (bg)

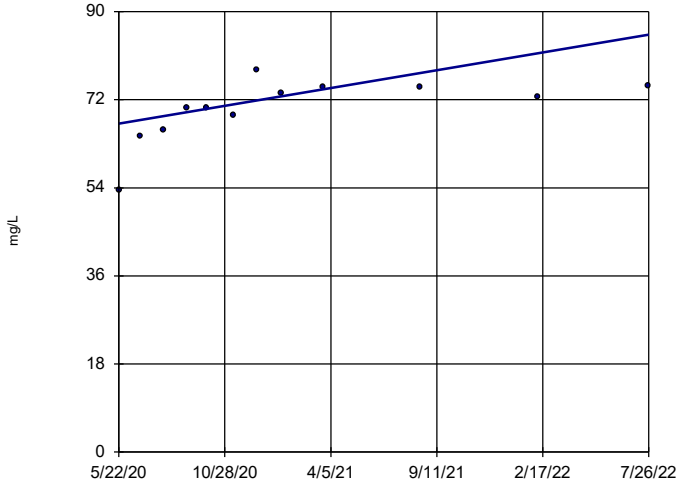

n = 12

Slope = 8.354 units per year.

Mann-Kendall statistic = 44 critical = 38

Increasing trend significant at 99% confidence level (α = 0.005 per tail).

Constituent: Sulfate Analysis Run 11/15/2022 7:56 PM View: Appendix III - Trend Test

Plant Bowen Client: Southern Company Data: Bowen AP-1

Sanitas™ v.9.6.35 . UG

Sen's Slope Estimator

BGWA-48D (bg)

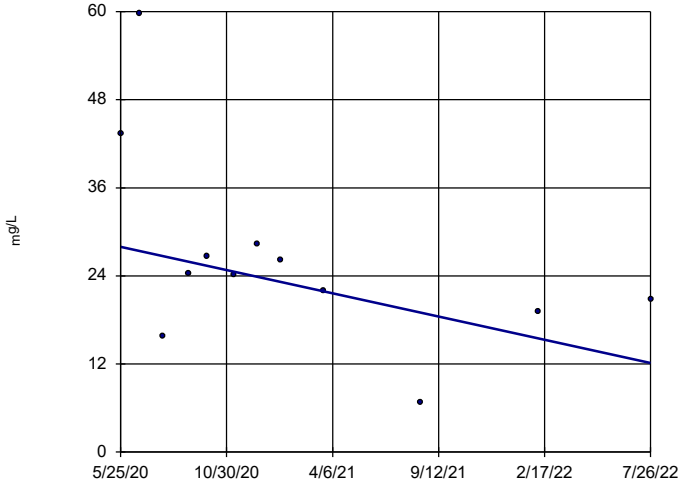

n = 12

Slope = -7.306 units per year.

Mann-Kendall statistic = -30 critical = -38

Trend not significant at 99% confidence level (α = 0.005 per tail).

Constituent: Sulfate Analysis Run 11/15/2022 7:56 PM View: Appendix III - Trend Test

Plant Bowen Client: Southern Company Data: Bowen AP-1

Sanitas™ v.9.6.35 . UG

Sen's Slope Estimator

BGWC-10

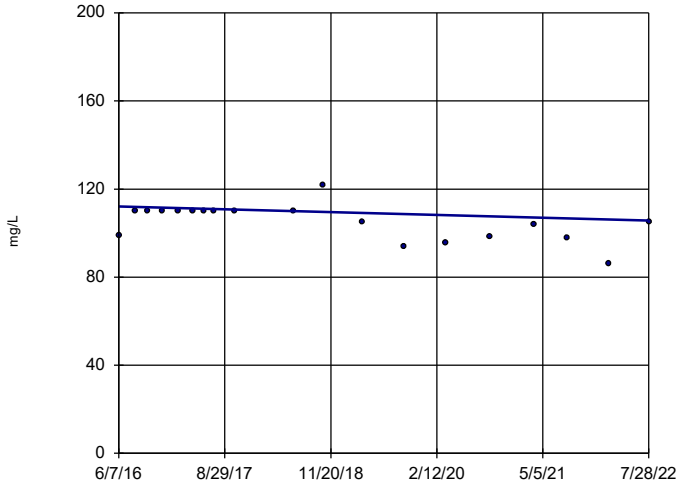

n = 19

Slope = -1.042 units per year.

Mann-Kendall statistic = -62 critical = -74

Trend not significant at 99% confidence level (α = 0.005 per tail).

Constituent: Sulfate Analysis Run 11/15/2022 7:56 PM View: Appendix III - Trend Test

Plant Bowen Client: Southern Company Data: Bowen AP-1

Sanitas™ v.9.6.35 . UG

Sen's Slope Estimator

BGWC-12

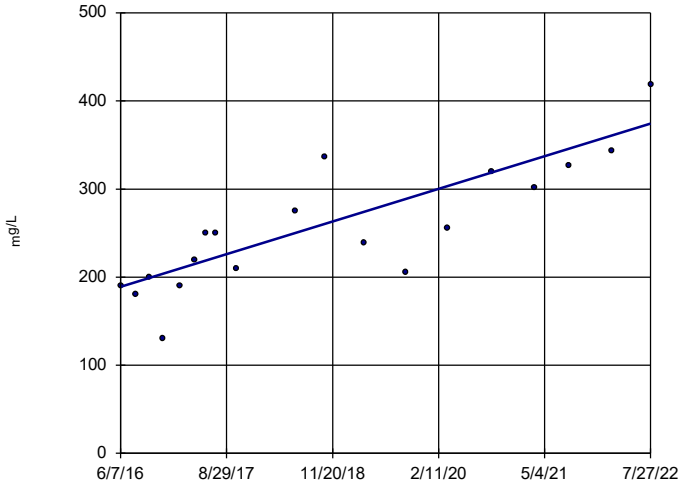

n = 19

Slope = 30.17 units per year.

Mann-Kendall statistic = 119 critical = 74

Increasing trend significant at 99% confidence level (α = 0.005 per tail).

Constituent: Sulfate Analysis Run 11/15/2022 7:56 PM View: Appendix III - Trend Test

Plant Bowen Client: Southern Company Data: Bowen AP-1

Sanitas™ v.9.6.35 . UG

Sen's Slope Estimator

BGWC-14A

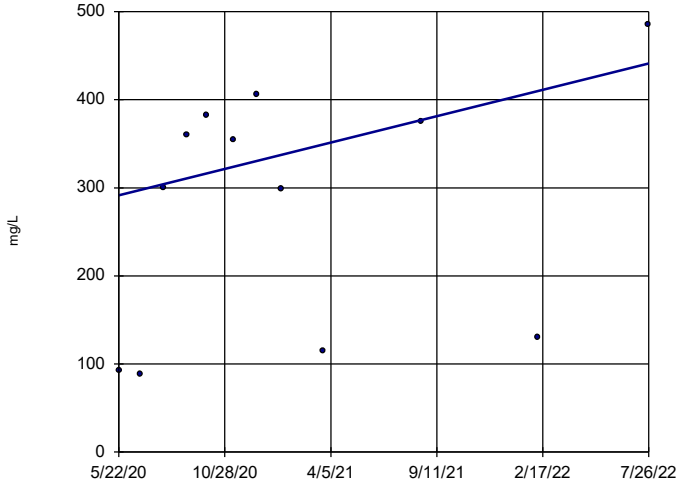

n = 12

Slope = 68.69 units per year.

Mann-Kendall statistic = 20 critical = 38

Trend not significant at 99% confidence level (α = 0.005 per tail).

Constituent: Sulfate Analysis Run 11/15/2022 7:56 PM View: Appendix III - Trend Test

Plant Bowen Client: Southern Company Data: Bowen AP-1

Sanitas™ v.9.6.35 . UG

Sen's Slope Estimator

BGWC-16

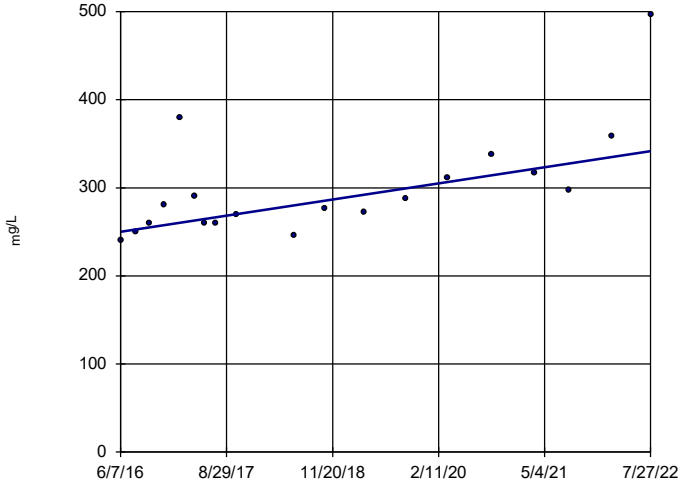

n = 19

Slope = 14.92 units per year.

Mann-Kendall statistic = 96 critical = 74

Increasing trend significant at 99% confidence level (α = 0.005 per tail).

Constituent: Sulfate Analysis Run 11/15/2022 7:56 PM View: Appendix III - Trend Test

Plant Bowen Client: Southern Company Data: Bowen AP-1

Sanitas™ v.9.6.35 . UG

Sen's Slope Estimator

BGWC-17

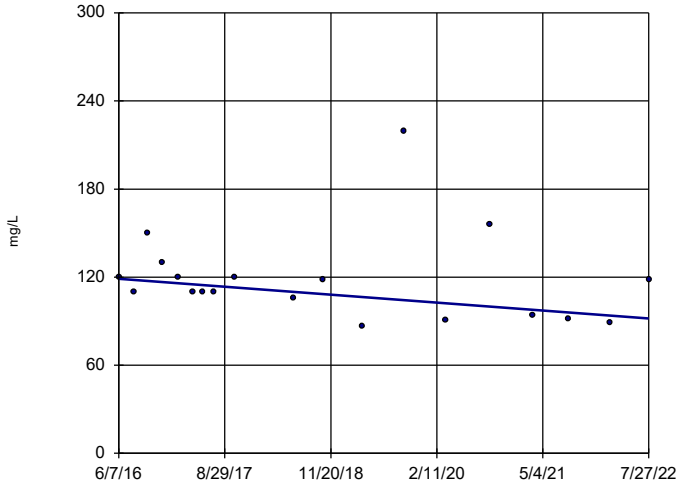

n = 19

Slope = -4.42 units per year.

Mann-Kendall statistic = -51 critical = -74

Trend not significant at 99% confidence level (α = 0.005 per tail).

Constituent: Sulfate Analysis Run 11/15/2022 7:56 PM View: Appendix III - Trend Test

Plant Bowen Client: Southern Company Data: Bowen AP-1

Sanitas™ v.9.6.35 . UG

Sen's Slope Estimator

BGWC-19

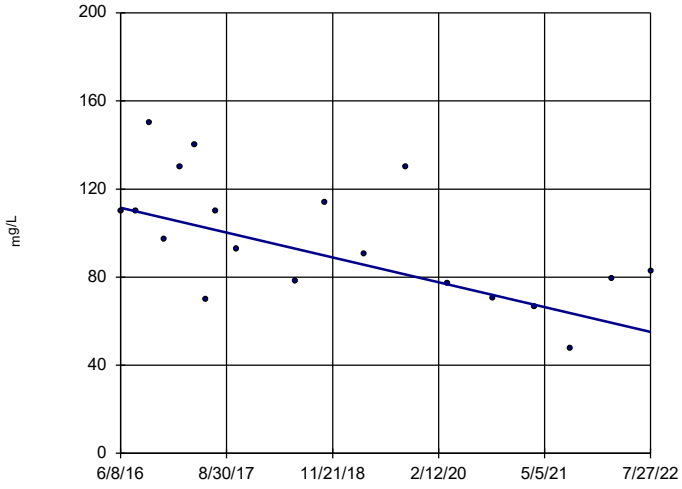

n = 19

Slope = -9.18 units per year.

Mann-Kendall statistic = -75 critical = -74

Decreasing trend significant at 99% confidence level (α = 0.005 per tail).

Constituent: Sulfate Analysis Run 11/15/2022 7:57 PM View: Appendix III - Trend Test

Plant Bowen Client: Southern Company Data: Bowen AP-1

Sanitas™ v.9.6.35 . UG

Sen's Slope Estimator

BGWC-20

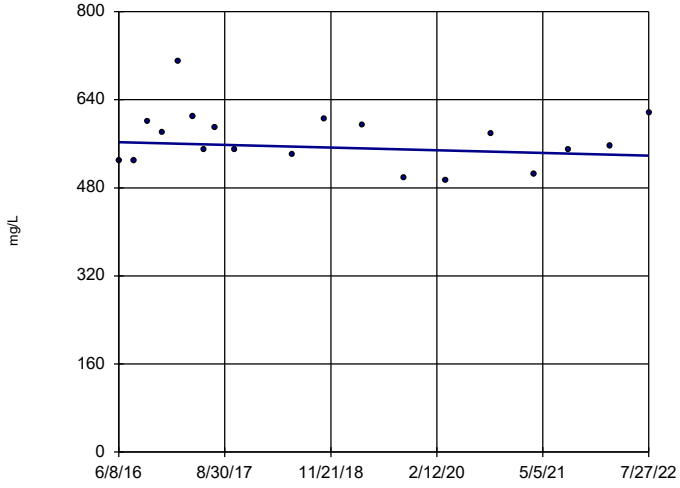

n = 19

Slope = -3.975 units per year.

Mann-Kendall statistic = -11 critical = -74

Trend not significant at 99% confidence level (α = 0.005 per tail).

Constituent: Sulfate Analysis Run 11/15/2022 7:57 PM View: Appendix III - Trend Test

Plant Bowen Client: Southern Company Data: Bowen AP-1

Sanitas™ v.9.6.35 . UG

Sen's Slope Estimator

BGWC-22

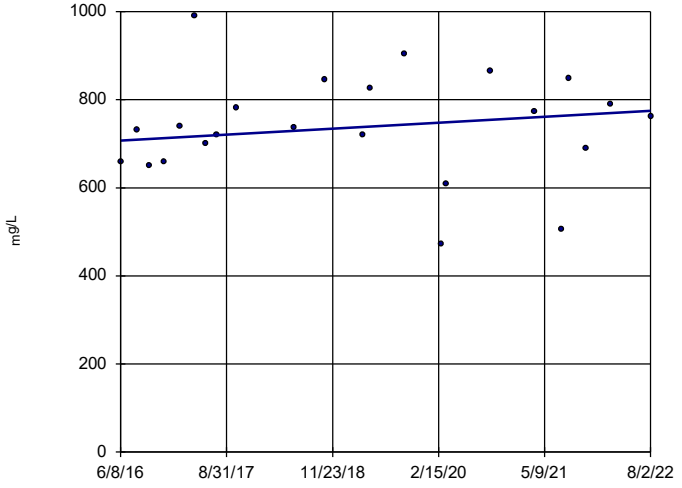

n = 23

Slope = 10.94 units per year.

Mann-Kendall statistic = 35 critical = 98

Trend not significant at 99% confidence level (α = 0.005 per tail).

Constituent: Sulfate Analysis Run 11/15/2022 7:57 PM View: Appendix III - Trend Test

Plant Bowen Client: Southern Company Data: Bowen AP-1

Sanitas™ v.9.6.35 . UG

Sen's Slope Estimator

BGWC-23

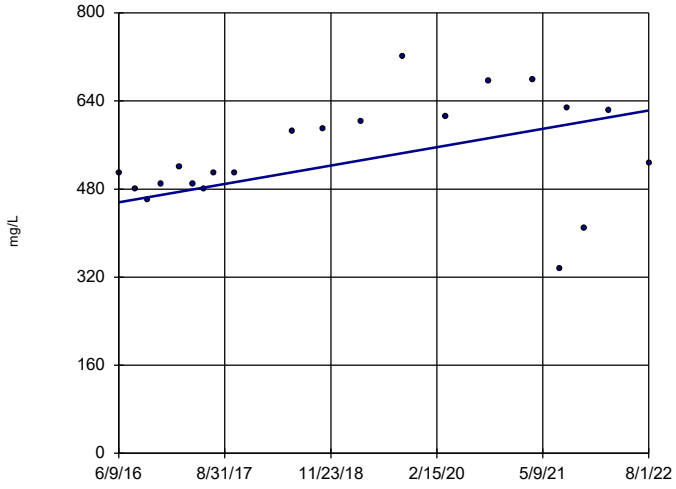

n = 21

Slope = 27.13 units per year.

Mann-Kendall statistic = 77 critical = 87

Trend not significant at 99% confidence level (α = 0.005 per tail).

Constituent: Sulfate Analysis Run 11/15/2022 7:57 PM View: Appendix III - Trend Test

Plant Bowen Client: Southern Company Data: Bowen AP-1

Sanitas™ v.9.6.35 . UG

Sen's Slope Estimator

BGWC-24

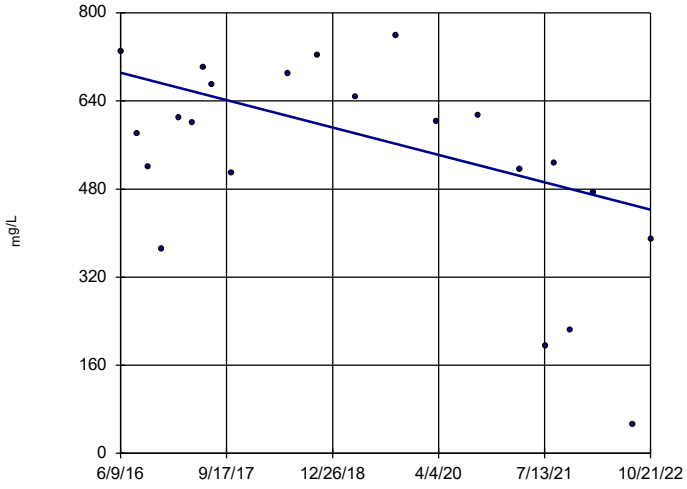

n = 22

Slope = -38.99 units per year.

Mann-Kendall statistic = -75 critical = -92

Trend not significant at 99% confidence level (α = 0.005 per tail).

Constituent: Sulfate Analysis Run 11/15/2022 7:57 PM View: Appendix III - Trend Test

Plant Bowen Client: Southern Company Data: Bowen AP-1

Sanitas™ v.9.6.35 . UG

Sen's Slope Estimator

BGWC-7

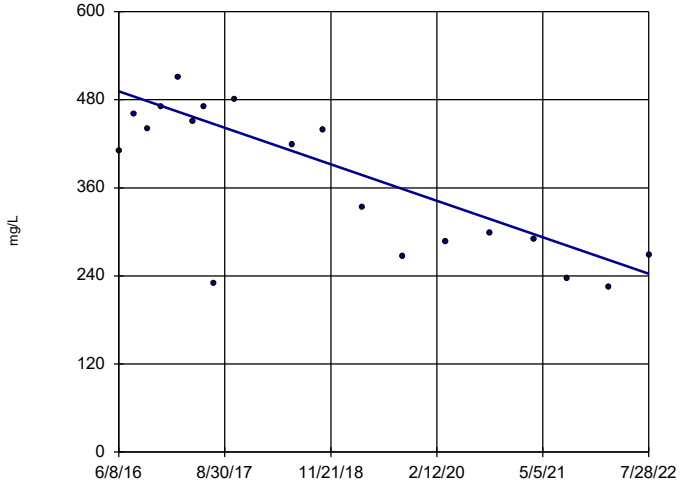

n = 19

Slope = -40.5 units per year.

Mann-Kendall statistic = -86 critical = -74

Decreasing trend significant at 99% confidence level (α = 0.005 per tail).

Constituent: Sulfate Analysis Run 11/15/2022 7:57 PM View: Appendix III - Trend Test

Plant Bowen Client: Southern Company Data: Bowen AP-1

Sanitas™ v.9.6.35 . UG

Sen's Slope Estimator

BGWC-9

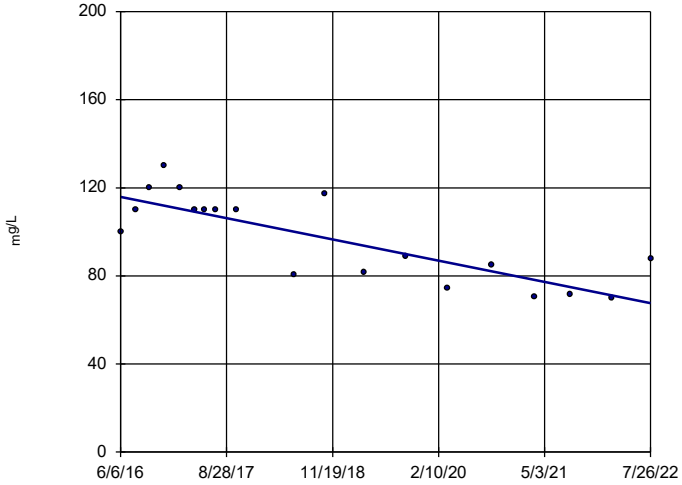

n = 19

Slope = -7.855 units per year.

Mann-Kendall statistic = -94 critical = -74

Decreasing trend significant at 99% confidence level (α = 0.005 per tail).

Constituent: Sulfate Analysis Run 11/15/2022 7:57 PM View: Appendix III - Trend Test

Plant Bowen Client: Southern Company Data: Bowen AP-1

Sanitas™ v.9.6.35 . UG

Sen's Slope Estimator

BGWA-2 (bg)

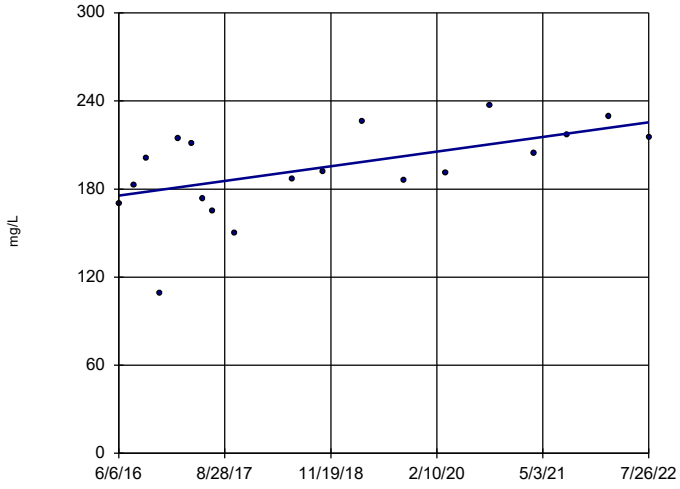

n = 19

Slope = 8.12 units per year.

Mann-Kendall statistic = 73 critical = 74

Trend not significant at 99% confidence level (α = 0.005 per tail).

Constituent: Total Dissolved Solids Analysis Run 11/15/2022 7:57 PM View: Appendix III - Trend Test

Plant Bowen Client: Southern Company Data: Bowen AP-1

Sanitas™ v.9.6.35 . UG

Sen's Slope Estimator

BGWA-29 (bg)

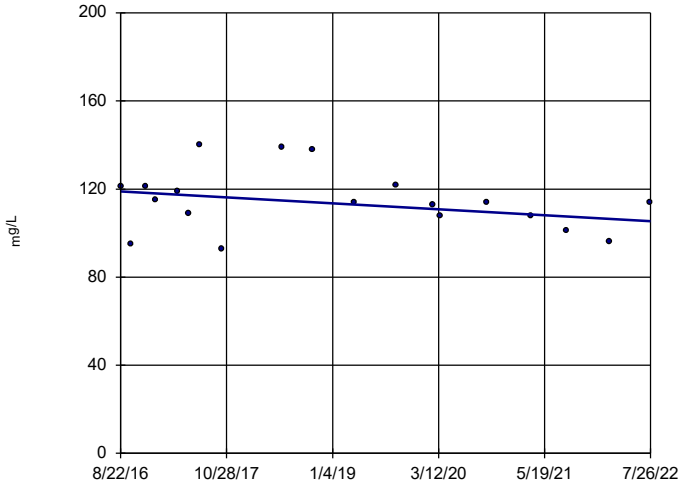

n = 19

Slope = -2.288 units per year.

Mann-Kendall statistic = -46 critical = -74

Trend not significant at 99% confidence level (α = 0.005 per tail).

Constituent: Total Dissolved Solids Analysis Run 11/15/2022 7:57 PM View: Appendix III - Trend Test

Plant Bowen Client: Southern Company Data: Bowen AP-1

Sanitas™ v.9.6.35 . UG

Sen's Slope Estimator

BGWA-33 (bg)

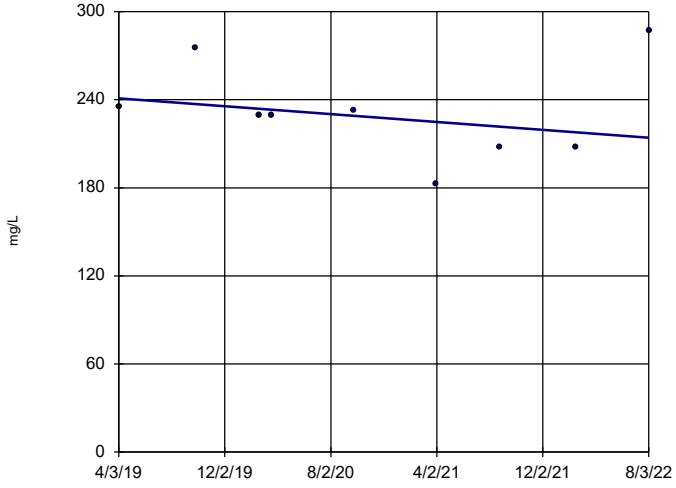

n = 9

Slope = -8.072 units per year.

Mann-Kendall statistic = -8 critical = -25

Trend not significant at 99% confidence level (α = 0.005 per tail).

Constituent: Total Dissolved Solids Analysis Run 11/15/2022 7:57 PM View: Appendix III - Trend Test

Plant Bowen Client: Southern Company Data: Bowen AP-1

Sanitas™ v.9.6.35 . UG

Sen's Slope Estimator

BGWA-47D (bg)

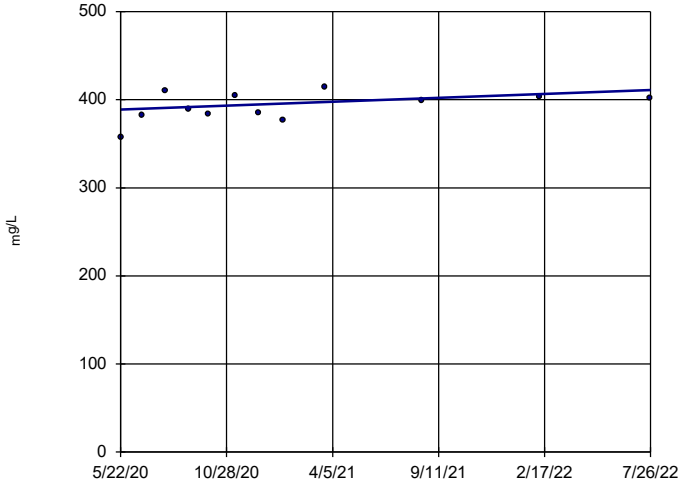

n = 12

Slope = 10.2 units per year.

Mann-Kendall statistic = 20 critical = 38

Trend not significant at 99% confidence level (α = 0.005 per tail).

Constituent: Total Dissolved Solids Analysis Run 11/15/2022 7:57 PM View: Appendix III - Trend Test

Plant Bowen Client: Southern Company Data: Bowen AP-1

Sanitas™ v.9.6.35 . UG

Sen's Slope Estimator

BGWA-48D (bg)

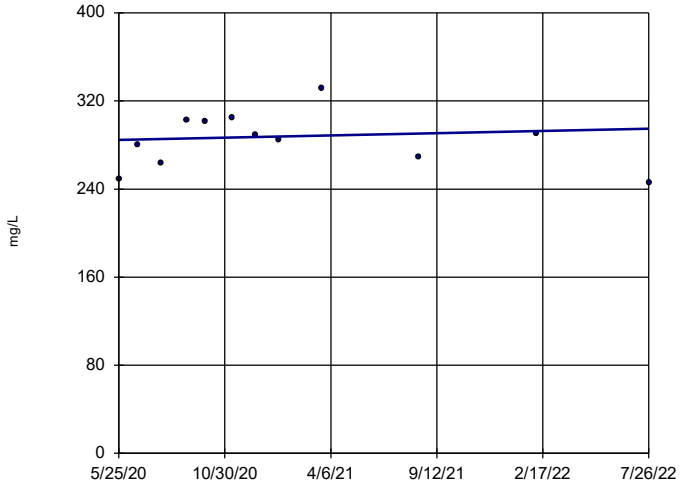

n = 12

Slope = 4.746 units per year.

Mann-Kendall statistic = 4 critical = 38

Trend not significant at 99% confidence level (α = 0.005 per tail).

Constituent: Total Dissolved Solids Analysis Run 11/15/2022 7:57 PM View: Appendix III - Trend Test

Plant Bowen Client: Southern Company Data: Bowen AP-1

Sanitas™ v.9.6.35 . UG

Sen's Slope Estimator

BGWC-12

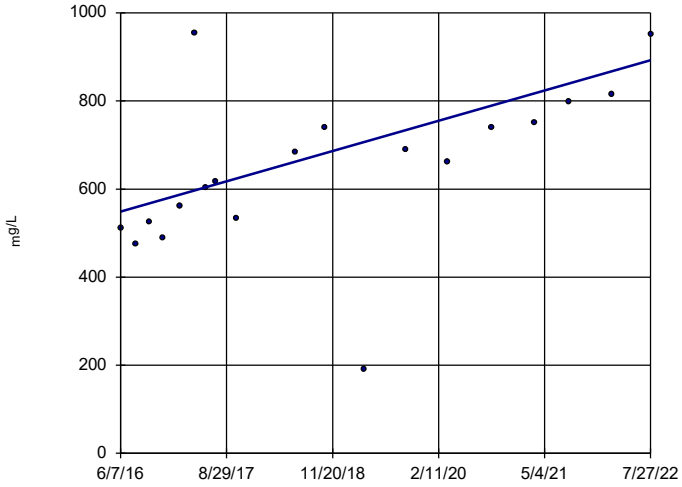

n = 19

Slope = 55.89 units per year.

Mann-Kendall statistic = 105 critical = 74

Increasing trend significant at 99% confidence level (α = 0.005 per tail).

Constituent: Total Dissolved Solids Analysis Run 11/15/2022 7:57 PM View: Appendix III - Trend Test

Plant Bowen Client: Southern Company Data: Bowen AP-1

Sanitas™ v.9.6.35 . UG

Sen's Slope Estimator

BGWC-14A

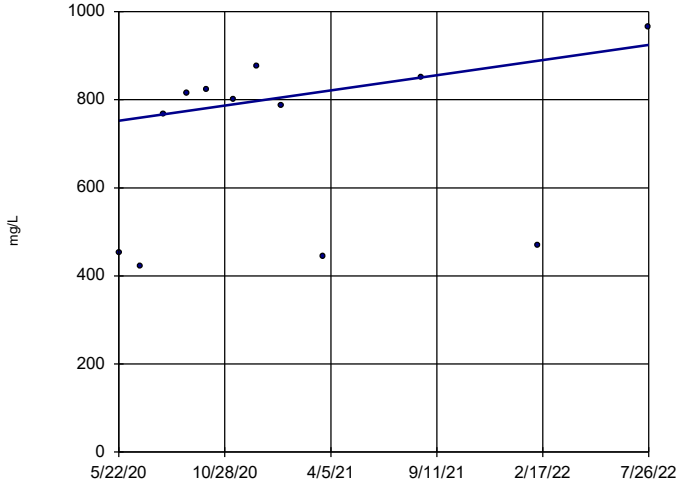

n = 12

Slope = 79.17 units per year.

Mann-Kendall statistic = 22 critical = 38

Trend not significant at 99% confidence level (α = 0.005 per tail).

Constituent: Total Dissolved Solids Analysis Run 11/15/2022 7:57 PM View: Appendix III - Trend Test

Plant Bowen Client: Southern Company Data: Bowen AP-1

Sanitas™ v.9.6.35 . UG

Sen's Slope Estimator

BGWC-16

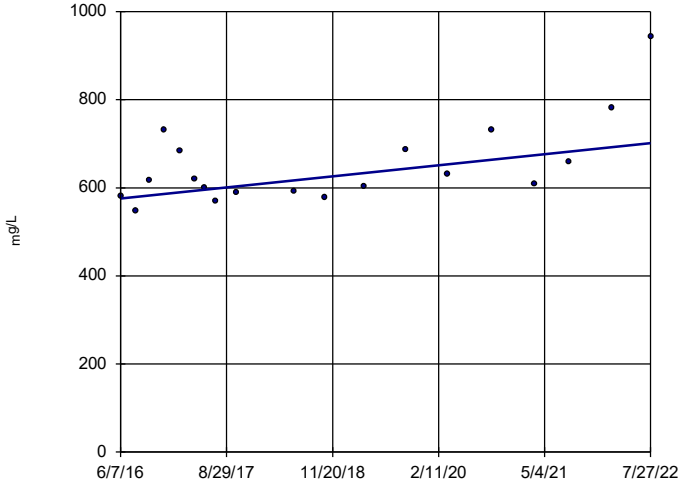

n = 19

Slope = 20.37 units per year.

Mann-Kendall statistic = 69 critical = 74

Trend not significant at 99% confidence level (α = 0.005 per tail).

Constituent: Total Dissolved Solids Analysis Run 11/15/2022 7:57 PM View: Appendix III - Trend Test

Plant Bowen Client: Southern Company Data: Bowen AP-1

Sanitas™ v.9.6.35 . UG

Sen's Slope Estimator

BGWC-20

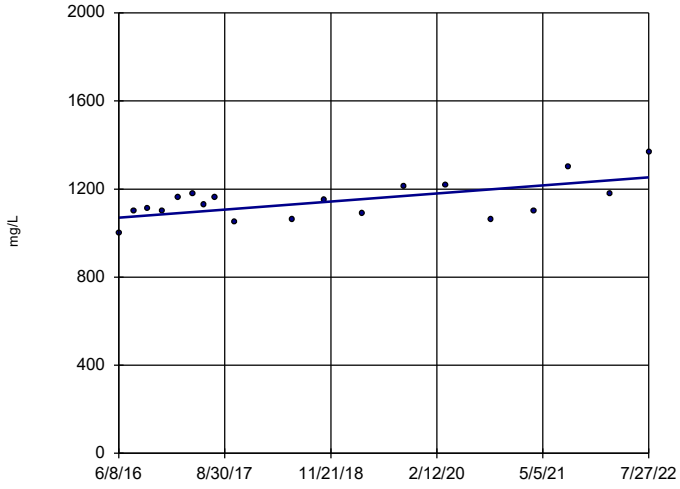

n = 19

Slope = 29.86 units per year.

Mann-Kendall statistic = 63 critical = 74

Trend not significant at 99% confidence level (α = 0.005 per tail).

Constituent: Total Dissolved Solids Analysis Run 11/15/2022 7:57 PM View: Appendix III - Trend Test

Plant Bowen Client: Southern Company Data: Bowen AP-1

Sanitas™ v.9.6.35 . UG

Sen's Slope Estimator

BGWC-22

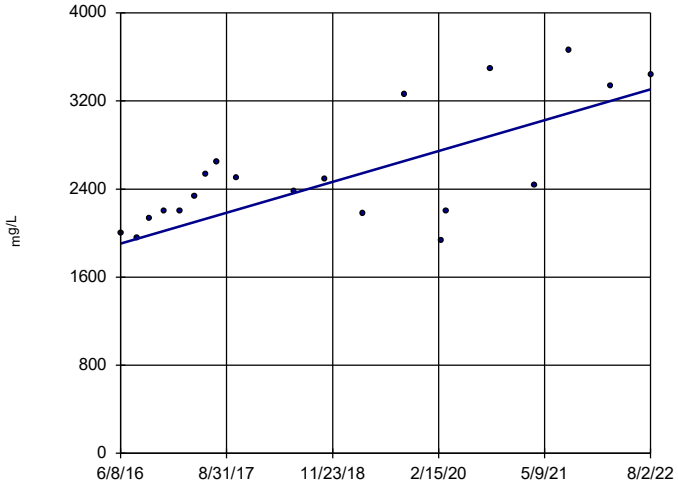

n = 20

Slope = 227.7 units per year.

Mann-Kendall statistic = 93 critical = 81

Increasing trend significant at 99% confidence level (α = 0.005 per tail).

Constituent: Total Dissolved Solids Analysis Run 11/15/2022 7:57 PM View: Appendix III - Trend Test

Plant Bowen Client: Southern Company Data: Bowen AP-1

Sanitas™ v.9.6.35 . UG

Sen's Slope Estimator

BGWC-23

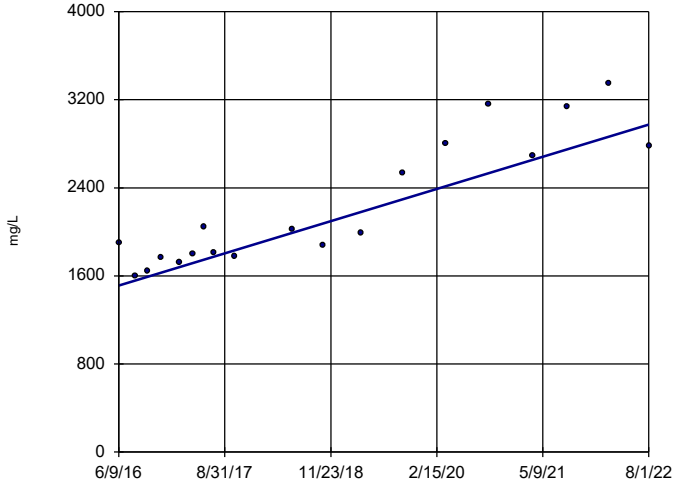

n = 19

Slope = 238.1 units per year.

Mann-Kendall statistic = 121 critical = 74

Increasing trend significant at 99% confidence level (α = 0.005 per tail).

Constituent: Total Dissolved Solids Analysis Run 11/15/2022 7:57 PM View: Appendix III - Trend Test

Plant Bowen Client: Southern Company Data: Bowen AP-1

Sanitas™ v.9.6.35 . UG

Sen's Slope Estimator

BGWC-24

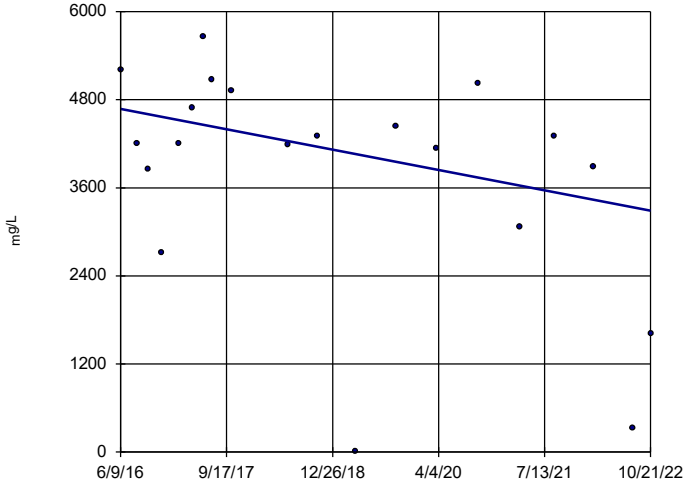

n = 20

Slope = -217.9 units per year.

Mann-Kendall statistic = -54 critical = -81

Trend not significant at 99% confidence level (α = 0.005 per tail).

Constituent: Total Dissolved Solids Analysis Run 11/15/2022 7:57 PM View: Appendix III - Trend Test

Plant Bowen Client: Southern Company Data: Bowen AP-1

Sanitas™ v.9.6.35 . UG

Sen's Slope Estimator

BGWC-30

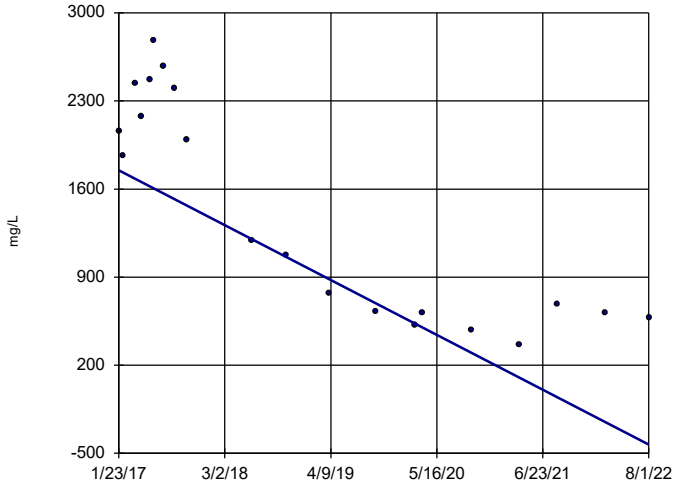

n = 20

Slope = -394.4 units per year.

Mann-Kendall statistic = -120 critical = -81

Decreasing trend significant at 99% confidence level (α = 0.005 per tail).

Constituent: Total Dissolved Solids Analysis Run 11/15/2022 7:57 PM View: Appendix III - Trend Test

Plant Bowen Client: Southern Company Data: Bowen AP-1

Sanitas™ v.9.6.35 . UG

Sen's Slope Estimator

BGWC-7

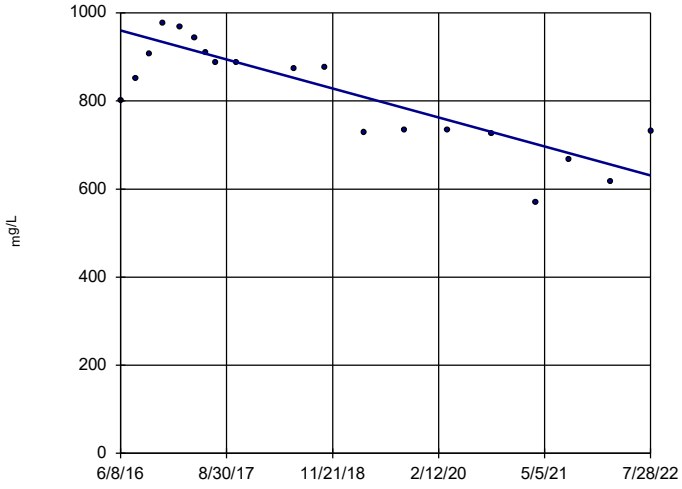

n = 19

Slope = -53.6 units per year.

Mann-Kendall statistic = -103 critical = -74

Decreasing trend significant at 99% confidence level (α = 0.005 per tail).

Constituent: Total Dissolved Solids Analysis Run 11/15/2022 7:57 PM View: Appendix III - Trend Test

Plant Bowen Client: Southern Company Data: Bowen AP-1

FIGURE F.

Upper Tolerance Limits Summary Table

Plant Bowen Client: Southern Company Data: Bowen AP-1 Printed 11/15/2022, 8:35 PM

Constituent	Upper Lim.	Lower Lim.	Date	Observ.	Sig.	Bg N	%NDs	Transform	Alpha	Method
Antimony (mg/L)	0.0042	n/a	n/a	n/a	n/a	70	57.14	n/a	0.02758	NP Inter(NDs)
Arsenic (mg/L)	0.01	n/a	n/a	n/a	n/a	80	50	n/a	0.01652	NP Inter(normality)
Barium (mg/L)	0.218	n/a	n/a	n/a	n/a	80	0	n/a	0.01652	NP Inter(normality)
Beryllium (mg/L)	0.0005	n/a	n/a	n/a	n/a	76	98.68	n/a	0.02028	NP Inter(NDs)
Cadmium (mg/L)	0.0005	n/a	n/a	n/a	n/a	80	97.5	n/a	0.01652	NP Inter(NDs)
Chromium (mg/L)	0.005	n/a	n/a	n/a	n/a	76	60.53	n/a	0.02028	NP Inter(NDs)
Cobalt (mg/L)	0.005	n/a	n/a	n/a	n/a	81	91.36	n/a	0.01569	NP Inter(NDs)
Combined Radium 226 + 228 (pCi/L)	1.665	n/a	n/a	n/a	n/a	79	0	No	0.05	Inter
Fluoride (mg/L)	0.57	n/a	n/a	n/a	n/a	83	49.4	n/a	0.01416	NP Inter(normality)
Lead (mg/L)	0.0024	n/a	n/a	n/a	n/a	76	64.47	n/a	0.02028	NP Inter(NDs)
Lithium (mg/L)	0.03	n/a	n/a	n/a	n/a	80	81.25	n/a	0.01652	NP Inter(NDs)
Mercury (mg/L)	0.00022	n/a	n/a	n/a	n/a	76	90.79	n/a	0.02028	NP Inter(NDs)
Molybdenum (mg/L)	0.034	n/a	n/a	n/a	n/a	82	53.66	n/a	0.01491	NP Inter(NDs)
Selenium (mg/L)	0.005	n/a	n/a	n/a	n/a	76	86.84	n/a	0.02028	NP Inter(NDs)
Thallium (mg/L)	0.001	n/a	n/a	n/a	n/a	80	83.75	n/a	0.01652	NP Inter(NDs)

FIGURE G.

BOWEN ASH POND 1 GWPS				
Constituent Name	**MCL**	**CCR-Rule Specified**	**Background Limit**	**GWPS**
Antimony, Total (mg/L)	0.006		0.0042	0.006
Arsenic, Total (mg/L)	0.01		0.01	0.01
Barium, Total (mg/L)	2		0.22	2
Beryllium, Total (mg/L)	0.004		0.0005	0.004
Cadmium, Total (mg/L)	0.005		0.0005	0.005
Chromium, Total (mg/L)	0.1		0.005	0.1
Cobalt, Total (mg/L)		0.006	0.005	0.006
Combined Radium, Total (pCi/L)	5		1.67	5
Fluoride, Total (mg/L)	4		0.57	4
Lead, Total (mg/L)		0.015	0.0024	0.015
Lithium, Total (mg/L)		0.04	0.03	0.04
Mercury, Total (mg/L)	0.002		0.0002	0.002
Molybdenum, Total (mg/L)		0.1	0.034	0.1
Selenium, Total (mg/L)	0.05		0.005	0.05
Thallium, Total (mg/L)	0.002		0.001	0.002

**GWPS = Groundwater Protection Standard*

**MCL = Maximum Contaminant Level*

**CCR = Coal Combustion Residuals*

FIGURE H.

Confidence Intervals - Significant Results

Plant Bowen Client: Southern Company Data: Bowen AP-1 Printed 11/15/2022, 8:39 PM

Constituent	Well	Upper Lim.	Lower Lim.	Compliance	Sig.	N	Std. Dev.	%NDs	Transform	Alpha	Method
Arsenic (mg/L)	**BGWC-34D**	**0.02**	**0.015**	**0.01**	**Yes**	**13**	**0.002193**	**0**	**No**	**0.01**	**NP (selected)**
Arsenic (mg/L)	**BGWC-37D**	**0.04**	**0.011**	**0.01**	**Yes**	**8**	**0.01091**	**0**	**No**	**0.004**	**NP (selected)**
Cobalt (mg/L)	**BGWC-22**	**0.03**	**0.013**	**0.006**	**Yes**	**25**	**0.01011**	**0**	**No**	**0.01**	**NP (selected)**
Molybdenum (mg/L)	**BGWC-43D**	**0.24**	**0.11**	**0.1**	**Yes**	**9**	**0.04157**	**0**	**No**	**0.002**	**NP (selected)**

Confidence Intervals - All Results

Plant Bowen Client: Southern Company Data: Bowen AP-1 Printed 11/15/2022, 8:39 PM

Constituent	Well	Upper Lim.	Lower Lim.	Compliance	Sig.	N	Std. Dev.	%NDs	Transform	Alpha	Method
Antimony (mg/L)	BGWC-10	0.003	0.0022	0.006	No	18	0.0004292	83.33	No	0.01	NP (NDs)
Antimony (mg/L)	BGWC-14A	0.003	0.00061	0.006	No	13	0.0009578	84.62	No	0.01	NP (NDs)
Antimony (mg/L)	BGWC-16	0.003	0.0004	0.006	No	18	0.0006128	94.44	No	0.01	NP (NDs)
Antimony (mg/L)	BGWC-17	0.003	0.0002	0.006	No	18	0.00066	94.44	No	0.01	NP (NDs)
Antimony (mg/L)	BGWC-19	0.003	0.0005	0.006	No	18	0.0005893	94.44	No	0.01	NP (NDs)
Antimony (mg/L)	BGWC-20	0.003	0.0014	0.006	No	18	0.0006807	88.89	No	0.01	NP (NDs)
Antimony (mg/L)	BGWC-21	0.003	0.0017	0.006	No	17	0.0004845	88.24	No	0.01	NP (NDs)
Antimony (mg/L)	BGWC-22	0.003	0.0023	0.006	No	18	0.0006713	83.33	No	0.01	NP (NDs)
Antimony (mg/L)	BGWC-23	0.003	0.0014	0.006	No	18	0.0009599	66.67	No	0.01	NP (NDs)
Antimony (mg/L)	BGWC-24	0.0032	0.0028	0.006	No	18	0.0009705	72.22	No	0.01	NP (NDs)
Antimony (mg/L)	BGWC-25	0.003	0.0013	0.006	No	18	0.0004007	94.44	No	0.01	NP (NDs)
Antimony (mg/L)	BGWC-31	0.003	0.00038	0.006	No	8	0.0009263	87.5	No	0.004	NP (NDs)
Antimony (mg/L)	BGWC-32	0.003	0.00036	0.006	No	8	0.001215	75	No	0.004	NP (NDs)
Antimony (mg/L)	BGWC-34D	0.003	0.00049	0.006	No	8	0.001095	75	No	0.004	NP (NDs)
Antimony (mg/L)	BGWC-35D	0.003	0.00064	0.006	No	8	0.001088	75	No	0.004	NP (NDs)
Antimony (mg/L)	BGWC-36D	0.003	0.00096	0.006	No	8	0.0007212	87.5	No	0.004	NP (NDs)
Antimony (mg/L)	BGWC-37D	0.003	0.00041	0.006	No	8	0.000919	75	No	0.004	NP (NDs)
Antimony (mg/L)	BGWC-38D	0.01	0.0003	0.006	No	8	0.003358	25	No	0.004	NP (selected)
Antimony (mg/L)	BGWC-40	0.003	0.0005	0.006	No	8	0.0008839	87.5	No	0.004	NP (NDs)
Antimony (mg/L)	BGWC-41D	0.003	0.0014	0.006	No	6	0.0008262	66.67	No	0.0155	NP (NDs)
Antimony (mg/L)	BGWC-42D	0.003	0.00072	0.006	No	6	0.0009957	33.33	No	0.0155	NP (selected)
Antimony (mg/L)	BGWC-43D	0.003	0.00058	0.006	No	6	0.001169	66.67	No	0.0155	NP (NDs)
Antimony (mg/L)	BGWC-44D	0.009	0.0011	0.006	No	6	0.002917	16.67	No	0.0155	NP (selected)
Antimony (mg/L)	BGWC-49D	0.003	0.00039	0.006	No	4	0.001305	75	No	0.0625	NP (NDs)
Antimony (mg/L)	BGWC-50D	0.003	0.0019	0.006	No	4	0.00055	75	No	0.0625	NP (NDs)
Antimony (mg/L)	BGWC-51	0.003	0.0019	0.006	No	6	0.0004491	83.33	No	0.0155	NP (NDs)
Antimony (mg/L)	BGWC-52	0.003	0.00053	0.006	No	6	0.001138	50	No	0.0155	NP (selected)
Antimony (mg/L)	BGWC-7	0.003	0.0016	0.006	No	18	0.0009109	77.78	No	0.01	NP (NDs)
Antimony (mg/L)	BGWC-8	0.003	0.00059	0.006	No	18	0.0009657	83.33	No	0.01	NP (NDs)
Antimony (mg/L)	BGWC-9	0.003	0.0014	0.006	No	17	0.001026	76.47	No	0.01	NP (NDs)
Arsenic (mg/L)	BGWA-6	0.005	0.0011	0.01	No	19	0.00197	63.16	No	0.01	NP (NDs)
Arsenic (mg/L)	BGWC-10	0.008	0.0054	0.01	No	22	0.001544	0	No	0.01	NP (selected)
Arsenic (mg/L)	BGWC-12	0.005	0.00085	0.01	No	22	0.001996	36.36	No	0.01	NP (selected)
Arsenic (mg/L)	BGWC-14A	0.005	0.0011	0.01	No	13	0.001601	69.23	No	0.01	NP (NDs)
Arsenic (mg/L)	BGWC-16	0.005	0.00074	0.01	No	22	0.002126	59.09	No	0.01	NP (NDs)
Arsenic (mg/L)	BGWC-17	0.005	0.0012	0.01	No	22	0.002006	63.64	No	0.01	NP (NDs)
Arsenic (mg/L)	BGWC-18	0.005	0.0013	0.01	No	22	0.002043	63.64	No	0.01	NP (NDs)
Arsenic (mg/L)	BGWC-19	0.005	0.00074	0.01	No	22	0.002135	54.55	No	0.01	NP (NDs)
Arsenic (mg/L)	BGWC-20	0.005	0.0015	0.01	No	22	0.001844	40.91	No	0.01	NP (selected)
Arsenic (mg/L)	BGWC-21	0.005	0.00087	0.01	No	21	0.002023	47.62	No	0.01	NP (selected)
Arsenic (mg/L)	BGWC-22	0.0036	0.0016	0.01	No	22	0.001481	9.091	No	0.01	NP (selected)
Arsenic (mg/L)	BGWC-23	0.0043	0.0015	0.01	No	22	0.001948	4.545	No	0.01	NP (selected)
Arsenic (mg/L)	BGWC-24	0.0063	0.0027	0.01	No	23	0.002546	13.04	No	0.01	NP (selected)
Arsenic (mg/L)	BGWC-25	0.0029	0.002	0.01	No	22	0.001041	4.545	No	0.01	NP (selected)
Arsenic (mg/L)	BGWC-30	0.005	0.001	0.01	No	22	0.001907	36.36	No	0.01	NP (selected)
Arsenic (mg/L)	BGWC-31	0.0055	0.0036	0.01	No	11	0.00109	0	No	0.006	NP (selected)
Arsenic (mg/L)	BGWC-32	0.005	0.00081	0.01	No	11	0.001663	18.18	No	0.006	NP (selected)
Arsenic (mg/L)	**BGWC-34D**	**0.02**	**0.015**	**0.01**	**Yes**	**13**	**0.002193**	**0**	**No**	**0.01**	**NP (selected)**
Arsenic (mg/L)	BGWC-35D	0.005	0.0013	0.01	No	11	0.001746	9.091	No	0.006	NP (selected)
Arsenic (mg/L)	BGWC-36D	0.005	0.00064	0.01	No	11	0.002083	45.45	No	0.006	NP (selected)
Arsenic (mg/L)	**BGWC-37D**	**0.04**	**0.011**	**0.01**	**Yes**	**8**	**0.01091**	**0**	**No**	**0.004**	**NP (selected)**
Arsenic (mg/L)	BGWC-38D	0.0054	0.0012	0.01	No	8	0.001532	12.5	No	0.004	NP (selected)
Arsenic (mg/L)	BGWC-39	0.0055	0.00055	0.01	No	8	0.001772	37.5	No	0.004	NP (selected)
Arsenic (mg/L)	BGWC-40	0.005	0.00051	0.01	No	8	0.001892	37.5	No	0.004	NP (selected)
Arsenic (mg/L)	BGWC-41D	0.0062	0.00092	0.01	No	6	0.001821	0	No	0.0155	NP (selected)
Arsenic (mg/L)	BGWC-42D	0.009	0.002	0.01	No	6	0.002842	0	No	0.0155	NP (selected)
Arsenic (mg/L)	BGWC-43D	0.0048	0.00099	0.01	No	6	0.001752	0	No	0.0155	NP (selected)
Arsenic (mg/L)	BGWC-44D	0.0078	0.0019	0.01	No	6	0.002103	0	No	0.0155	NP (selected)
Arsenic (mg/L)	BGWC-49D	0.0076	0.0023	0.01	No	4	0.002453	0	No	0.0625	NP (selected)
Arsenic (mg/L)	BGWC-50D	0.0035	0.0018	0.01	No	4	0.0007874	0	No	0.0625	NP (selected)
Arsenic (mg/L)	BGWC-51	0.0065	0.0012	0.01	No	6	0.001826	33.33	No	0.0155	NP (selected)
Arsenic (mg/L)	BGWC-52	0.005	0.00099	0.01	No	6	0.001835	33.33	No	0.0155	NP (selected)
Arsenic (mg/L)	BGWC-7	0.003	0.0018	0.01	No	22	0.001061	9.091	No	0.01	NP (selected)
Arsenic (mg/L)	BGWC-8	0.005	0.00065	0.01	No	22	0.002147	40.91	No	0.01	NP (selected)
Arsenic (mg/L)	BGWC-9	0.0033	0.0019	0.01	No	21	0.0009931	9.524	No	0.01	NP (selected)
Barium (mg/L)	BGWA-6	0.016	0.0114	2	No	19	0.01284	0	No	0.01	NP (selected)
Barium (mg/L)	BGWC-10	0.0572	0.042	2	No	22	0.01238	0	No	0.01	NP (selected)
Barium (mg/L)	BGWC-12	0.038	0.0294	2	No	22	0.005999	0	No	0.01	NP (selected)

Confidence Intervals - All Results

Plant Bowen Client: Southern Company Data: Bowen AP-1 Printed 11/15/2022, 8:39 PM

Constituent	Well	Upper Lim.	Lower Lim.	Compliance	Sig.	N	Std. Dev.	%NDs	Transform	Alpha	Method
Barium (mg/L)	BGWC-14A	0.042	0.029	2	No	13	0.006664	0	No	0.01	NP (selected)
Barium (mg/L)	BGWC-16	0.03	0.027	2	No	22	0.002676	0	No	0.01	NP (selected)
Barium (mg/L)	BGWC-17	0.0183	0.015	2	No	22	0.002654	0	No	0.01	NP (selected)
Barium (mg/L)	BGWC-18	0.034	0.029	2	No	22	0.004555	0	No	0.01	NP (selected)
Barium (mg/L)	BGWC-19	0.0405	0.03	2	No	22	0.00619	0	No	0.01	NP (selected)
Barium (mg/L)	BGWC-20	0.0346	0.03	2	No	22	0.002928	0	No	0.01	NP (selected)
Barium (mg/L)	BGWC-21	0.0479	0.028	2	No	21	0.009932	0	No	0.01	NP (selected)
Barium (mg/L)	BGWC-22	0.093	0.079	2	No	22	0.009353	0	No	0.01	NP (selected)
Barium (mg/L)	BGWC-23	0.11	0.085	2	No	22	0.01433	0	No	0.01	NP (selected)
Barium (mg/L)	BGWC-24	0.113	0.077	2	No	23	0.02945	0	No	0.01	NP (selected)
Barium (mg/L)	BGWC-25	0.0279	0.016	2	No	22	0.006693	0	No	0.01	NP (selected)
Barium (mg/L)	BGWC-30	0.191	0.074	2	No	22	0.05938	0	No	0.01	NP (selected)
Barium (mg/L)	BGWC-31	0.042	0.033	2	No	11	0.005971	0	No	0.006	NP (selected)
Barium (mg/L)	BGWC-32	0.13	0.09	2	No	11	0.01946	0	No	0.006	NP (selected)
Barium (mg/L)	BGWC-34D	0.052	0.036	2	No	11	0.007488	0	No	0.006	NP (selected)
Barium (mg/L)	BGWC-35D	0.11	0.065	2	No	11	0.01982	0	No	0.006	NP (selected)
Barium (mg/L)	BGWC-36D	0.084	0.062	2	No	11	0.01407	0	No	0.006	NP (selected)
Barium (mg/L)	BGWC-37D	0.12	0.087	2	No	8	0.01078	0	No	0.004	NP (selected)
Barium (mg/L)	BGWC-38D	0.24	0.082	2	No	8	0.05158	0	No	0.004	NP (selected)
Barium (mg/L)	BGWC-39	0.096	0.04	2	No	8	0.01594	0	No	0.004	NP (selected)
Barium (mg/L)	BGWC-40	0.061	0.045	2	No	8	0.006211	0	No	0.004	NP (selected)
Barium (mg/L)	BGWC-41D	0.063	0.046	2	No	6	0.006186	0	No	0.0155	NP (selected)
Barium (mg/L)	BGWC-42D	0.13	0.058	2	No	6	0.02789	0	No	0.0155	NP (selected)
Barium (mg/L)	BGWC-43D	0.083	0.065	2	No	6	0.006919	0	No	0.0155	NP (selected)
Barium (mg/L)	BGWC-44D	0.026	0.02	2	No	6	0.002317	0	No	0.0155	NP (selected)
Barium (mg/L)	BGWC-49D	0.094	0.062	2	No	4	0.01308	0	No	0.0625	NP (selected)
Barium (mg/L)	BGWC-50D	0.051	0.028	2	No	4	0.01147	0	No	0.0625	NP (selected)
Barium (mg/L)	BGWC-51	0.061	0.0081	2	No	6	0.02286	0	No	0.0155	NP (selected)
Barium (mg/L)	BGWC-52	0.095	0.021	2	No	6	0.03012	0	No	0.0155	NP (selected)
Barium (mg/L)	BGWC-7	0.0394	0.03	2	No	22	0.005493	0	No	0.01	NP (selected)
Barium (mg/L)	BGWC-8	0.0305	0.027	2	No	22	0.00561	0	No	0.01	NP (selected)
Barium (mg/L)	BGWC-9	0.034	0.026	2	No	21	0.003848	0	No	0.01	NP (selected)
Beryllium (mg/L)	BGWC-12	0.0005	0.000076	0.004	No	20	0.0001352	90	No	0.01	NP (NDs)
Beryllium (mg/L)	BGWC-16	0.0005	0.00012	0.004	No	20	0.000197	45	No	0.01	NP (selected)
Beryllium (mg/L)	BGWC-17	0.0005	0.000065	0.004	No	20	0.0001808	80	No	0.01	NP (NDs)
Beryllium (mg/L)	BGWC-18	0.0005	0.000076	0.004	No	20	0.0002086	65	No	0.01	NP (NDs)
Beryllium (mg/L)	BGWC-19	0.0005	0.00008	0.004	No	20	0.0002143	60	No	0.01	NP (NDs)
Beryllium (mg/L)	BGWC-22	0.0005	0.00011	0.004	No	20	0.000201	45	No	0.01	NP (selected)
Beryllium (mg/L)	BGWC-23	0.0005	0.000054	0.004	No	20	0.00009973	95	No	0.01	NP (NDs)
Beryllium (mg/L)	BGWC-24	0.0005	0.00017	0.004	No	21	0.0001744	61.9	No	0.01	NP (NDs)
Beryllium (mg/L)	BGWC-36D	0.0005	0.0005	0.004	No	10	0.000136	90	No	0.011	NP (NDs)
Beryllium (mg/L)	BGWC-38D	0.0005	0.000054	0.004	No	8	0.0002326	50	No	0.004	NP (selected)
Beryllium (mg/L)	BGWC-39	0.0005	0.000079	0.004	No	8	0.0001488	87.5	No	0.004	NP (NDs)
Beryllium (mg/L)	BGWC-51	0.0005	0.00007	0.004	No	6	0.0001626	16.67	No	0.0155	NP (selected)
Beryllium (mg/L)	BGWC-52	0.0005	0.000052	0.004	No	6	0.0001829	83.33	No	0.0155	NP (NDs)
Cadmium (mg/L)	BGWC-14A	0.0005	0.00016	0.005	No	13	0.0001599	38.46	No	0.01	NP (selected)
Cadmium (mg/L)	BGWC-16	0.0018	0.0012	0.005	No	22	0.0003599	0	No	0.01	NP (selected)
Cadmium (mg/L)	BGWC-17	0.0005	0.00015	0.005	No	22	0.0001739	40.91	No	0.01	NP (selected)
Cadmium (mg/L)	BGWC-18	0.0006	0.0003	0.005	No	22	0.0001792	50	No	0.01	NP (selected)
Cadmium (mg/L)	BGWC-19	0.0005	0.0002	0.005	No	22	0.00013	86.36	No	0.01	NP (NDs)
Cadmium (mg/L)	BGWC-20	0.0005	0.00008	0.005	No	22	0.00008954	95.45	No	0.01	NP (NDs)
Cadmium (mg/L)	BGWC-22	0.0005	0.00033	0.005	No	22	0.0001427	68.18	No	0.01	NP (NDs)
Cadmium (mg/L)	BGWC-23	0.0005	0.00019	0.005	No	22	0.00006609	95.45	No	0.01	NP (NDs)
Cadmium (mg/L)	BGWC-24	0.0063	0.0028	0.005	No	23	0.002459	0	No	0.01	NP (selected)
Cadmium (mg/L)	BGWC-30	0.0005	0.0003	0.005	No	22	0.0001357	54.55	No	0.01	NP (NDs)
Cadmium (mg/L)	BGWC-38D	0.00081	0.00032	0.005	No	8	0.0001344	75	No	0.004	NP (NDs)
Cadmium (mg/L)	BGWC-39	0.0005	0.00012	0.005	No	8	0.00017	37.5	No	0.004	NP (selected)
Cadmium (mg/L)	BGWC-43D	0.0015	0.00019	0.005	No	6	0.0005432	0	No	0.0155	NP (selected)
Cadmium (mg/L)	BGWC-51	0.0007	0.00031	0.005	No	6	0.0001289	33.33	No	0.0155	NP (selected)
Cadmium (mg/L)	BGWC-52	0.0005	0.00018	0.005	No	6	0.0001645	50	No	0.0155	NP (selected)
Chromium (mg/L)	BGWA-6	0.005	0.0044	0.1	No	18	0.0008288	88.89	No	0.01	NP (NDs)
Chromium (mg/L)	BGWC-10	0.005	0.0011	0.1	No	20	0.0008721	95	No	0.01	NP (NDs)
Chromium (mg/L)	BGWC-12	0.005	0.00079	0.1	No	20	0.00199	75	No	0.01	NP (NDs)
Chromium (mg/L)	BGWC-14A	0.026	0.005	0.1	No	13	0.005824	92.31	No	0.01	NP (NDs)
Chromium (mg/L)	BGWC-16	0.005	0.0019	0.1	No	20	0.001154	90	No	0.01	NP (NDs)
Chromium (mg/L)	BGWC-17	0.005	0.00044	0.1	No	20	0.001411	90	No	0.01	NP (NDs)
Chromium (mg/L)	BGWC-18	0.005	0.0011	0.1	No	20	0.001565	85	No	0.01	NP (NDs)
Chromium (mg/L)	BGWC-20	0.005	0.0011	0.1	No	20	0.001822	60	No	0.01	NP (NDs)

Confidence Intervals - All Results

Plant Bowen Client: Southern Company Data: Bowen AP-1 Printed 11/15/2022, 8:39 PM

Constituent	Well	Upper Lim.	Lower Lim.	Compliance	Sig.	N	Std. Dev.	%NDs	Transform	Alpha	Method
Chromium (mg/L)	BGWC-21	0.005	0.0025	0.1	No	19	0.001171	89.47	No	0.01	NP (NDs)
Chromium (mg/L)	BGWC-23	0.005	0.0033	0.1	No	20	0.00162	75	No	0.01	NP (NDs)
Chromium (mg/L)	BGWC-24	0.005	0.0009	0.1	No	21	0.001556	85.71	No	0.01	NP (NDs)
Chromium (mg/L)	BGWC-25	0.005	0.0021	0.1	No	20	0.0006485	95	No	0.01	NP (NDs)
Chromium (mg/L)	BGWC-30	0.005	0.00082	0.1	No	20	0.002035	35	No	0.01	NP (selected)
Chromium (mg/L)	BGWC-31	0.005	0.00064	0.1	No	10	0.00205	70	No	0.011	NP (NDs)
Chromium (mg/L)	BGWC-32	0.005	0.00062	0.1	No	10	0.002137	50	No	0.011	NP (selected)
Chromium (mg/L)	BGWC-35D	0.005	0.00072	0.1	No	10	0.002017	70	No	0.011	NP (NDs)
Chromium (mg/L)	BGWC-36D	0.005	0.00057	0.1	No	10	0.002232	60	No	0.011	NP (NDs)
Chromium (mg/L)	BGWC-37D	0.005	0.00068	0.1	No	8	0.002	75	No	0.004	NP (NDs)
Chromium (mg/L)	BGWC-38D	0.005	0.00042	0.1	No	8	0.001662	75	No	0.004	NP (NDs)
Chromium (mg/L)	BGWC-39	0.005	0.001	0.1	No	8	0.001414	87.5	No	0.004	NP (NDs)
Chromium (mg/L)	BGWC-40	0.005	0.00043	0.1	No	8	0.002209	37.5	No	0.004	NP (selected)
Chromium (mg/L)	BGWC-41D	0.005	0.00068	0.1	No	6	0.001764	83.33	No	0.0155	NP (NDs)
Chromium (mg/L)	BGWC-42D	0.005	0.00062	0.1	No	6	0.002143	66.67	No	0.0155	NP (NDs)
Chromium (mg/L)	BGWC-43D	0.005	0.0024	0.1	No	6	0.001061	83.33	No	0.0155	NP (NDs)
Chromium (mg/L)	BGWC-44D	0.005	0.00093	0.1	No	6	0.002099	66.67	No	0.0155	NP (NDs)
Chromium (mg/L)	BGWC-49D	0.005	0.00071	0.1	No	4	0.002145	75	No	0.0625	NP (NDs)
Chromium (mg/L)	BGWC-51	0.005	0.0006	0.1	No	6	0.001796	83.33	No	0.0155	NP (NDs)
Chromium (mg/L)	BGWC-52	0.005	0.00061	0.1	No	6	0.0021	66.67	No	0.0155	NP (NDs)
Chromium (mg/L)	BGWC-7	0.005	0.00095	0.1	No	20	0.001576	85	No	0.01	NP (NDs)
Chromium (mg/L)	BGWC-8	0.005	0.0011	0.1	No	20	0.01367	25	No	0.01	NP (selected)
Chromium (mg/L)	BGWC-9	0.005	0.002	0.1	No	19	0.0006882	94.74	No	0.01	NP (NDs)
Cobalt (mg/L)	BGWA-6	0.005	0.0005	0.006	No	19	0.002264	57.89	No	0.01	NP (NDs)
Cobalt (mg/L)	BGWC-10	0.005	0.00056	0.006	No	22	0.002171	68.18	No	0.01	NP (NDs)
Cobalt (mg/L)	BGWC-12	0.005	0.00048	0.006	No	22	0.002311	50	No	0.01	NP (selected)
Cobalt (mg/L)	BGWC-14A	0.005	0.001	0.006	No	13	0.001713	30.77	No	0.01	NP (selected)
Cobalt (mg/L)	BGWC-16	0.0092	0.0048	0.006	No	22	0.002456	4.545	No	0.01	NP (selected)
Cobalt (mg/L)	BGWC-17	0.005	0.00015	0.006	No	22	0.001034	95.45	No	0.01	NP (NDs)
Cobalt (mg/L)	BGWC-18	0.005	0.0009	0.006	No	22	0.001906	77.27	No	0.01	NP (NDs)
Cobalt (mg/L)	BGWC-19	0.005	0.000072	0.006	No	22	0.001051	95.45	No	0.01	NP (NDs)
Cobalt (mg/L)	BGWC-20	0.005	0.0008	0.006	No	22	0.001595	86.36	No	0.01	NP (NDs)
Cobalt (mg/L)	BGWC-21	0.005	0.00058	0.006	No	21	0.002137	42.86	No	0.01	NP (selected)
Cobalt (mg/L)	**BGWC-22**	**0.03**	**0.013**	**0.006**	**Yes**	**25**	**0.01011**	**0**	**No**	**0.01**	**NP (selected)**
Cobalt (mg/L)	BGWC-23	0.005	0.00058	0.006	No	24	0.002054	70.83	No	0.01	NP (NDs)
Cobalt (mg/L)	BGWC-24	0.0048	0.0032	0.006	No	25	0.001151	12	No	0.01	NP (selected)
Cobalt (mg/L)	BGWC-25	0.005	0.0006	0.006	No	22	0.001352	90.91	No	0.01	NP (NDs)
Cobalt (mg/L)	BGWC-30	0.005	0.0009	0.006	No	24	0.002079	58.33	No	0.01	NP (NDs)
Cobalt (mg/L)	BGWC-31	0.005	0.00036	0.006	No	11	0.002367	45.45	No	0.006	NP (selected)
Cobalt (mg/L)	BGWC-32	0.01	0.0014	0.006	No	13	0.003372	7.692	No	0.01	NP (selected)
Cobalt (mg/L)	BGWC-34D	0.005	0.00042	0.006	No	11	0.001743	18.18	No	0.006	NP (selected)
Cobalt (mg/L)	BGWC-35D	0.0038	0.00082	0.006	No	11	0.001371	9.091	No	0.006	NP (selected)
Cobalt (mg/L)	BGWC-36D	0.005	0.00049	0.006	No	11	0.002269	45.45	No	0.006	NP (selected)
Cobalt (mg/L)	BGWC-37D	0.005	0.00056	0.006	No	8	0.001443	12.5	No	0.004	NP (selected)
Cobalt (mg/L)	BGWC-38D	0.014	0.0014	0.006	No	9	0.003997	0	No	0.002	NP (selected)
Cobalt (mg/L)	BGWC-39	0.005	0.00047	0.006	No	9	0.001941	66.67	No	0.002	NP (NDs)
Cobalt (mg/L)	BGWC-40	0.00061	0.00042	0.006	No	8	0.00006908	0	No	0.004	NP (selected)
Cobalt (mg/L)	BGWC-41D	0.005	0.0004	0.006	No	6	0.002311	33.33	No	0.0155	NP (selected)
Cobalt (mg/L)	BGWC-43D	0.0057	0.002	0.006	No	7	0.001502	0	No	0.008	NP (selected)
Cobalt (mg/L)	BGWC-49D	0.001	0.00065	0.006	No	4	0.0001476	0	No	0.0625	NP (selected)
Cobalt (mg/L)	BGWC-50D	0.0016	0.00072	0.006	No	4	0.0004205	0	No	0.0625	NP (selected)
Cobalt (mg/L)	BGWC-52	0.0048	0.00044	0.006	No	6	0.001696	0	No	0.0155	NP (selected)
Cobalt (mg/L)	BGWC-7	0.00091	0.00068	0.006	No	22	0.001681	18.18	No	0.01	NP (selected)
Cobalt (mg/L)	BGWC-8	0.005	0.0012	0.006	No	22	0.001818	81.82	No	0.01	NP (NDs)
Cobalt (mg/L)	BGWC-9	0.005	0.0006	0.006	No	21	0.001658	85.71	No	0.01	NP (NDs)
Combined Radium 226 + 228 (pCi/L)	BGWA-6	0.881	0.239	5	No	19	0.3493	0	No	0.01	NP (selected)
Combined Radium 226 + 228 (pCi/L)	BGWC-10	1.47	0.966	5	No	22	0.4758	0	No	0.01	NP (selected)
Combined Radium 226 + 228 (pCi/L)	BGWC-12	0.818	0.316	5	No	22	0.3693	0	No	0.01	NP (selected)
Combined Radium 226 + 228 (pCi/L)	BGWC-14A	1.71	0.355	5	No	13	0.502	0	No	0.01	NP (selected)
Combined Radium 226 + 228 (pCi/L)	BGWC-16	1.34	0.522	5	No	22	0.4585	0	No	0.01	NP (selected)
Combined Radium 226 + 228 (pCi/L)	BGWC-17	0.742	0.471	5	No	22	0.3515	0	No	0.01	NP (selected)
Combined Radium 226 + 228 (pCi/L)	BGWC-18	0.989	0.547	5	No	22	0.4851	0	No	0.01	NP (selected)
Combined Radium 226 + 228 (pCi/L)	BGWC-19	1.16	0.625	5	No	22	0.4228	0	No	0.01	NP (selected)
Combined Radium 226 + 228 (pCi/L)	BGWC-20	1.49	0.863	5	No	22	0.4728	0	No	0.01	NP (selected)
Combined Radium 226 + 228 (pCi/L)	BGWC-21	1	0.44	5	No	21	0.3138	0	No	0.01	NP (selected)
Combined Radium 226 + 228 (pCi/L)	BGWC-22	2.83	1.76	5	No	22	0.8172	0	No	0.01	NP (selected)
Combined Radium 226 + 228 (pCi/L)	BGWC-23	2.24	0.983	5	No	22	0.6938	0	No	0.01	NP (selected)
Combined Radium 226 + 228 (pCi/L)	BGWC-24	3.37	2.13	5	No	22	2.64	0	No	0.01	NP (selected)

Confidence Intervals - All Results

Plant Bowen Client: Southern Company Data: Bowen AP-1 Printed 11/15/2022, 8:39 PM

Constituent	Well	Upper Lim.	Lower Lim.	Compliance	Sig.	N	Std. Dev.	%NDs	Transform	Alpha	Method
Combined Radium 226 + 228 (pCi/L)	BGWC-25	1.03	0.456	5	No	22	0.3869	0	No	0.01	NP (selected)
Combined Radium 226 + 228 (pCi/L)	BGWC-30	2.47	0.86	5	No	21	0.878	0	No	0.01	NP (selected)
Combined Radium 226 + 228 (pCi/L)	BGWC-31	1.82	0.96	5	No	11	0.4763	0	No	0.006	NP (selected)
Combined Radium 226 + 228 (pCi/L)	BGWC-32	2.36	1.16	5	No	11	0.5753	0	No	0.006	NP (selected)
Combined Radium 226 + 228 (pCi/L)	BGWC-34D	2.74	1.35	5	No	11	0.7197	0	No	0.006	NP (selected)
Combined Radium 226 + 228 (pCi/L)	BGWC-35D	3.09	1.88	5	No	11	0.7013	0	No	0.006	NP (selected)
Combined Radium 226 + 228 (pCi/L)	BGWC-36D	2.75	1.24	5	No	11	0.6253	0	No	0.006	NP (selected)
Combined Radium 226 + 228 (pCi/L)	BGWC-37D	3.29	1.73	5	No	8	0.4953	0	No	0.004	NP (selected)
Combined Radium 226 + 228 (pCi/L)	BGWC-38D	5.91	3.34	5	No	8	1.112	0	No	0.004	NP (selected)
Combined Radium 226 + 228 (pCi/L)	BGWC-39	1.71	0.251	5	No	8	0.5313	0	No	0.004	NP (selected)
Combined Radium 226 + 228 (pCi/L)	BGWC-40	1.31	0.21	5	No	8	0.3314	0	No	0.004	NP (selected)
Combined Radium 226 + 228 (pCi/L)	BGWC-41D	1.91	0.765	5	No	6	0.4404	0	No	0.0155	NP (selected)
Combined Radium 226 + 228 (pCi/L)	BGWC-42D	1.38	0.461	5	No	6	0.3791	0	No	0.0155	NP (selected)
Combined Radium 226 + 228 (pCi/L)	BGWC-43D	1.93	0.96	5	No	6	0.371	0	No	0.0155	NP (selected)
Combined Radium 226 + 228 (pCi/L)	BGWC-44D	1.52	0.517	5	No	6	0.3647	0	No	0.0155	NP (selected)
Combined Radium 226 + 228 (pCi/L)	BGWC-49D	3.66	2.36	5	No	4	0.6277	0	No	0.0625	NP (selected)
Combined Radium 226 + 228 (pCi/L)	BGWC-50D	1.4	0.99	5	No	4	0.2002	0	No	0.0625	NP (selected)
Combined Radium 226 + 228 (pCi/L)	BGWC-51	0.852	0.444	5	No	6	0.1443	0	No	0.0155	NP (selected)
Combined Radium 226 + 228 (pCi/L)	BGWC-52	1.66	0.224	5	No	6	0.5685	0	No	0.0155	NP (selected)
Combined Radium 226 + 228 (pCi/L)	BGWC-7	1.64	1.1	5	No	22	0.4198	0	No	0.01	NP (selected)
Combined Radium 226 + 228 (pCi/L)	BGWC-8	0.813	0.303	5	No	22	0.3797	0	No	0.01	NP (selected)
Combined Radium 226 + 228 (pCi/L)	BGWC-9	0.921	0.458	5	No	21	0.5265	0	No	0.01	NP (selected)
Fluoride (mg/L)	BGWA-6	0.1	0.06	4	No	20	0.02728	65	No	0.01	NP (NDs)
Fluoride (mg/L)	BGWC-10	0.12	0.075	4	No	23	0.06845	39.13	No	0.01	NP (selected)
Fluoride (mg/L)	BGWC-12	0.12	0.08	4	No	23	0.06177	43.48	No	0.01	NP (selected)
Fluoride (mg/L)	BGWC-14A	0.1	0.055	4	No	13	0.01993	61.54	No	0.01	NP (NDs)
Fluoride (mg/L)	BGWC-16	0.14	0.061	4	No	23	0.1123	26.09	No	0.01	NP (selected)
Fluoride (mg/L)	BGWC-17	0.19	0.1	4	No	23	0.1399	4.348	No	0.01	NP (selected)
Fluoride (mg/L)	BGWC-18	0.14	0.08	4	No	23	0.09818	34.78	No	0.01	NP (selected)
Fluoride (mg/L)	BGWC-19	0.11	0.07	4	No	23	0.1113	34.78	No	0.01	NP (selected)
Fluoride (mg/L)	BGWC-20	0.13	0.062	4	No	23	0.1324	47.83	No	0.01	NP (selected)
Fluoride (mg/L)	BGWC-21	0.1	0.066	4	No	22	0.02606	54.55	No	0.01	NP (NDs)
Fluoride (mg/L)	BGWC-22	0.34	0.23	4	No	26	0.2814	0	No	0.01	NP (selected)
Fluoride (mg/L)	BGWC-23	0.1	0.068	4	No	25	0.2097	20	No	0.01	NP (selected)
Fluoride (mg/L)	BGWC-24	1.2	0.097	4	No	26	1.074	7.692	No	0.01	NP (selected)
Fluoride (mg/L)	BGWC-25	0.11	0.07	4	No	23	0.03071	47.83	No	0.01	NP (selected)
Fluoride (mg/L)	BGWC-30	0.32	0.075	4	No	25	0.2007	20	No	0.01	NP (selected)
Fluoride (mg/L)	BGWC-32	0.66	0.13	4	No	13	0.3569	0	No	0.01	NP (selected)
Fluoride (mg/L)	BGWC-34D	0.1	0.053	4	No	11	0.02301	81.82	No	0.006	NP (NDs)
Fluoride (mg/L)	BGWC-35D	0.26	0.13	4	No	11	0.2234	0	No	0.006	NP (selected)
Fluoride (mg/L)	BGWC-36D	0.26	0.1	4	No	11	0.1019	9.091	No	0.006	NP (selected)
Fluoride (mg/L)	BGWC-37D	0.57	0.16	4	No	8	0.1405	0	No	0.004	NP (selected)
Fluoride (mg/L)	BGWC-38D	0.73	0.32	4	No	9	0.1443	0	No	0.002	NP (selected)
Fluoride (mg/L)	BGWC-39	0.18	0.06	4	No	9	0.03988	11.11	No	0.002	NP (selected)
Fluoride (mg/L)	BGWC-40	0.13	0.06	4	No	9	0.02295	33.33	No	0.002	NP (selected)
Fluoride (mg/L)	BGWC-41D	0.11	0.07	4	No	7	0.01429	14.29	No	0.008	NP (selected)
Fluoride (mg/L)	BGWC-42D	0.72	0.34	4	No	8	0.1316	0	No	0.004	NP (selected)
Fluoride (mg/L)	BGWC-43D	1.2	0.78	4	No	9	0.1486	0	No	0.002	NP (selected)
Fluoride (mg/L)	BGWC-44D	0.16	0.088	4	No	7	0.02368	57.14	No	0.008	NP (NDs)
Fluoride (mg/L)	BGWC-49D	0.1	0.055	4	No	4	0.02124	50	No	0.0625	NP (selected)
Fluoride (mg/L)	BGWC-50D	0.12	0.078	4	No	4	0.01969	25	No	0.0625	NP (selected)
Fluoride (mg/L)	BGWC-51	0.17	0.084	4	No	6	0.03636	0	No	0.0155	NP (selected)
Fluoride (mg/L)	BGWC-52	0.14	0.073	4	No	6	0.02309	0	No	0.0155	NP (selected)
Fluoride (mg/L)	BGWC-7	0.19	0.11	4	No	23	0.05502	4.348	No	0.01	NP (selected)
Fluoride (mg/L)	BGWC-8	0.1	0.067	4	No	23	0.02994	60.87	No	0.01	NP (NDs)
Fluoride (mg/L)	BGWC-9	0.26	0.086	4	No	22	0.1443	0	No	0.01	NP (selected)
Lead (mg/L)	BGWA-6	0.001	0.00016	0.015	No	18	0.0003908	77.78	No	0.01	NP (NDs)
Lead (mg/L)	BGWC-10	0.001	0.00019	0.015	No	20	0.0002571	90	No	0.01	NP (NDs)
Lead (mg/L)	BGWC-12	0.001	0.00013	0.015	No	20	0.0004148	60	No	0.01	NP (NDs)
Lead (mg/L)	BGWC-14A	0.001	0.000062	0.015	No	13	0.0004444	69.23	No	0.01	NP (NDs)
Lead (mg/L)	BGWC-16	0.001	0.00014	0.015	No	20	0.0004221	60	No	0.01	NP (NDs)
Lead (mg/L)	BGWC-17	0.001	0.000079	0.015	No	20	0.0002059	95	No	0.01	NP (NDs)
Lead (mg/L)	BGWC-18	0.001	0.0001	0.015	No	20	0.000436	65	No	0.01	NP (NDs)
Lead (mg/L)	BGWC-19	0.001	0.0006	0.015	No	20	0.0002286	90	No	0.01	NP (NDs)
Lead (mg/L)	BGWC-20	0.001	0.0001	0.015	No	20	0.0002796	90	No	0.01	NP (NDs)
Lead (mg/L)	BGWC-21	0.001	0.000068	0.015	No	19	0.0004614	63.16	No	0.01	NP (NDs)
Lead (mg/L)	BGWC-22	0.001	0.00033	0.015	No	20	0.000386	75	No	0.01	NP (NDs)
Lead (mg/L)	BGWC-23	0.001	0.00031	0.015	No	20	0.0002401	90	No	0.01	NP (NDs)

Confidence Intervals - All Results

Plant Bowen Client: Southern Company Data: Bowen AP-1 Printed 11/15/2022, 8:39 PM

Constituent	Well	Upper Lim.	Lower Lim.	Compliance	Sig.	N	Std. Dev.	%NDs	Transform	Alpha	Method
Lead (mg/L)	BGWC-24	0.001	0.0001	0.015	No	21	0.0004057	71.43	No	0.01	NP (NDs)
Lead (mg/L)	BGWC-25	0.001	0.0002	0.015	No	20	0.0003977	60	No	0.01	NP (NDs)
Lead (mg/L)	BGWC-30	0.001	0.00016	0.015	No	20	0.0004255	50	No	0.01	NP (selected)
Lead (mg/L)	BGWC-31	0.001	0.00028	0.015	No	10	0.0003878	30	No	0.011	NP (selected)
Lead (mg/L)	BGWC-32	0.001	0.00011	0.015	No	10	0.0003834	80	No	0.011	NP (NDs)
Lead (mg/L)	BGWC-34D	0.001	0.001	0.015	No	10	0.0002992	90	No	0.011	NP (NDs)
Lead (mg/L)	BGWC-35D	0.001	0.00011	0.015	No	10	0.0004201	40	No	0.011	NP (selected)
Lead (mg/L)	BGWC-36D	0.001	0.00014	0.015	No	10	0.0003893	40	No	0.011	NP (selected)
Lead (mg/L)	BGWC-37D	0.001	0.000073	0.015	No	8	0.0004652	50	No	0.004	NP (selected)
Lead (mg/L)	BGWC-38D	0.001	0.00016	0.015	No	8	0.0004096	62.5	No	0.004	NP (NDs)
Lead (mg/L)	BGWC-39	0.001	0.0001	0.015	No	8	0.0003182	87.5	No	0.004	NP (NDs)
Lead (mg/L)	BGWC-40	0.001	0.00014	0.015	No	8	0.0004286	37.5	No	0.004	NP (selected)
Lead (mg/L)	BGWC-41D	0.001	0.000036	0.015	No	6	0.0003936	83.33	No	0.0155	NP (NDs)
Lead (mg/L)	BGWC-42D	0.001	0.000041	0.015	No	6	0.0004945	66.67	No	0.0155	NP (NDs)
Lead (mg/L)	BGWC-43D	0.001	0.00012	0.015	No	6	0.0003593	83.33	No	0.0155	NP (NDs)
Lead (mg/L)	BGWC-44D	0.001	0.00017	0.015	No	6	0.0003388	83.33	No	0.0155	NP (NDs)
Lead (mg/L)	BGWC-49D	0.001	0.000044	0.015	No	4	0.000478	75	No	0.0625	NP (NDs)
Lead (mg/L)	BGWC-50D	0.001	0.00014	0.015	No	4	0.00043	75	No	0.0625	NP (NDs)
Lead (mg/L)	BGWC-51	0.001	0.00015	0.015	No	6	0.0004516	50	No	0.0155	NP (selected)
Lead (mg/L)	BGWC-52	0.001	0.000054	0.015	No	6	0.0004999	50	No	0.0155	NP (selected)
Lead (mg/L)	BGWC-8	0.001	0.0003	0.015	No	20	0.0003414	80	No	0.01	NP (NDs)
Lead (mg/L)	BGWC-9	0.001	0.000082	0.015	No	19	0.0004506	52.63	No	0.01	NP (NDs)
Lithium (mg/L)	BGWA-6	0.03	0.00082	0.04	No	19	0.006694	94.74	No	0.01	NP (NDs)
Lithium (mg/L)	BGWC-10	0.03	0.00093	0.04	No	22	0.01361	31.82	No	0.01	NP (selected)
Lithium (mg/L)	BGWC-12	0.03	0.001	0.04	No	22	0.0148	50	No	0.01	NP (selected)
Lithium (mg/L)	BGWC-14A	0.03	0.00087	0.04	No	13	0.01508	53.85	No	0.01	NP (NDs)
Lithium (mg/L)	BGWC-16	0.03	0.00049	0.04	No	22	0.006292	95.45	No	0.01	NP (NDs)
Lithium (mg/L)	BGWC-17	0.03	0.00069	0.04	No	22	0.006249	95.45	No	0.01	NP (NDs)
Lithium (mg/L)	BGWC-20	0.0265	0.018	0.04	No	22	0.007705	0	No	0.01	NP (selected)
Lithium (mg/L)	BGWC-22	0.032	0.0126	0.04	No	22	0.009957	0	No	0.01	NP (selected)
Lithium (mg/L)	BGWC-23	0.031	0.0108	0.04	No	22	0.01101	0	No	0.01	NP (selected)
Lithium (mg/L)	BGWC-24	0.0082	0.0057	0.04	No	23	0.008078	13.04	No	0.01	NP (selected)
Lithium (mg/L)	BGWC-30	0.0177	0.0012	0.04	No	22	0.008986	4.545	No	0.01	NP (selected)
Lithium (mg/L)	BGWC-34D	0.03	0.00098	0.04	No	11	0.0118	81.82	No	0.006	NP (NDs)
Lithium (mg/L)	BGWC-35D	0.018	0.0092	0.04	No	11	0.004161	0	No	0.006	NP (selected)
Lithium (mg/L)	BGWC-36D	0.0044	0.0011	0.04	No	11	0.008474	9.091	No	0.006	NP (selected)
Lithium (mg/L)	BGWC-37D	0.044	0.0026	0.04	No	7	0.01484	0	No	0.008	NP (selected)
Lithium (mg/L)	BGWC-38D	0.02	0.0061	0.04	No	8	0.005235	0	No	0.004	NP (selected)
Lithium (mg/L)	BGWC-39	0.0066	0.0029	0.04	No	8	0.001201	0	No	0.004	NP (selected)
Lithium (mg/L)	BGWC-40	0.03	0.00079	0.04	No	7	0.01557	42.86	No	0.008	NP (selected)
Lithium (mg/L)	BGWC-41D	0.0024	0.00092	0.04	No	6	0.0004861	0	No	0.0155	NP (selected)
Lithium (mg/L)	BGWC-42D	0.03	0.0012	0.04	No	5	0.01271	20	No	0.031	NP (selected)
Lithium (mg/L)	BGWC-43D	0.031	0.023	0.04	No	6	0.002828	0	No	0.0155	NP (selected)
Lithium (mg/L)	BGWC-44D	0.0037	0.0016	0.04	No	6	0.000795	0	No	0.0155	NP (selected)
Lithium (mg/L)	BGWC-49D	0.01	0.0057	0.04	No	4	0.00178	0	No	0.0625	NP (selected)
Lithium (mg/L)	BGWC-51	0.03	0.0011	0.04	No	6	0.01451	33.33	No	0.0155	NP (selected)
Lithium (mg/L)	BGWC-52	0.0038	0.00088	0.04	No	6	0.001209	0	No	0.0155	NP (selected)
Lithium (mg/L)	BGWC-7	0.0093	0.0074	0.04	No	22	0.004745	4.545	No	0.01	NP (selected)
Lithium (mg/L)	BGWC-8	0.03	0.001	0.04	No	22	0.006183	95.45	No	0.01	NP (NDs)
Lithium (mg/L)	BGWC-9	0.03	0.0013	0.04	No	21	0.01382	33.33	No	0.01	NP (selected)
Mercury (mg/L)	BGWA-6	0.0002	0.000084	0.002	No	18	0.00002734	94.44	No	0.01	NP (NDs)
Mercury (mg/L)	BGWC-10	0.0002	0.0001	0.002	No	20	0.00003969	90	No	0.01	NP (NDs)
Mercury (mg/L)	BGWC-12	0.0002	0.0001	0.002	No	20	0.00003786	90	No	0.01	NP (NDs)
Mercury (mg/L)	BGWC-14A	0.0002	0.00016	0.002	No	13	0.00001109	92.31	No	0.01	NP (NDs)
Mercury (mg/L)	BGWC-16	0.0002	0.000098	0.002	No	20	0.00002281	90	No	0.01	NP (NDs)
Mercury (mg/L)	BGWC-17	0.00025	0.00016	0.002	No	20	0.0000673	20	No	0.01	NP (selected)
Mercury (mg/L)	BGWC-18	0.0002	0.000079	0.002	No	20	0.00002706	95	No	0.01	NP (NDs)
Mercury (mg/L)	BGWC-19	0.0002	0.00008	0.002	No	20	0.00004184	90	No	0.01	NP (NDs)
Mercury (mg/L)	BGWC-20	0.0002	0.000066	0.002	No	20	0.00002996	95	No	0.01	NP (NDs)
Mercury (mg/L)	BGWC-22	0.0002	0.000092	0.002	No	20	0.00004173	90	No	0.01	NP (NDs)
Mercury (mg/L)	BGWC-23	0.0002	0.00005	0.002	No	20	0.0000471	90	No	0.01	NP (NDs)
Mercury (mg/L)	BGWC-24	0.0013	0.00013	0.002	No	21	0.001482	19.05	No	0.01	NP (selected)
Mercury (mg/L)	BGWC-25	0.0002	0.000047	0.002	No	20	0.00003421	95	No	0.01	NP (NDs)
Mercury (mg/L)	BGWC-30	0.0002	0.00008	0.002	No	20	0.0000639	60	No	0.01	NP (NDs)
Mercury (mg/L)	BGWC-31	0.0002	0.0002	0.002	No	10	0.00001581	90	No	0.011	NP (NDs)
Mercury (mg/L)	BGWC-34D	0.0002	0.0002	0.002	No	10	0.00001897	90	No	0.011	NP (NDs)
Mercury (mg/L)	BGWC-35D	0.0002	0.0002	0.002	No	10	0.00001265	90	No	0.011	NP (NDs)
Mercury (mg/L)	BGWC-36D	0.0002	0.0002	0.002	No	10	0.000006325	90	No	0.011	NP (NDs)

Confidence Intervals - All Results

Plant Bowen Client: Southern Company Data: Bowen AP-1 Printed 11/15/2022, 8:39 PM

Constituent	Well	Upper Lim.	Lower Lim.	Compliance	Sig.	N	Std. Dev.	%NDs	Transform	Alpha	Method
Mercury (mg/L)	BGWC-38D	0.00028	0.0001	0.002	No	8	0.00005548	62.5	No	0.004	NP (NDs)
Mercury (mg/L)	BGWC-44D	0.0002	0.00017	0.002	No	6	0.00001225	83.33	No	0.0155	NP (NDs)
Mercury (mg/L)	BGWC-51	0.0046	0.0002	0.002	No	6	0.001738	16.67	No	0.0155	NP (selected)
Mercury (mg/L)	BGWC-52	0.0002	0.00019	0.002	No	6	0.000004082	83.33	No	0.0155	NP (NDs)
Mercury (mg/L)	BGWC-7	0.0002	0.000053	0.002	No	20	0.00003287	95	No	0.01	NP (NDs)
Mercury (mg/L)	BGWC-8	0.0002	0.00016	0.002	No	20	0.00002426	90	No	0.01	NP (NDs)
Mercury (mg/L)	BGWC-9	0.0002	0.00016	0.002	No	19	0.00002853	89.47	No	0.01	NP (NDs)
Molybdenum (mg/L)	BGWA-6	0.01	0.001	0.1	No	19	0.002957	89.47	No	0.01	NP (NDs)
Molybdenum (mg/L)	BGWC-10	0.0036	0.0032	0.1	No	22	0.0008172	0	No	0.01	NP (selected)
Molybdenum (mg/L)	BGWC-14A	0.01	0.0011	0.1	No	13	0.00373	23.08	No	0.01	NP (selected)
Molybdenum (mg/L)	BGWC-19	0.01	0.00023	0.1	No	22	0.002083	95.45	No	0.01	NP (NDs)
Molybdenum (mg/L)	BGWC-20	0.018	0.0127	0.1	No	22	0.005584	0	No	0.01	NP (selected)
Molybdenum (mg/L)	BGWC-21	0.005	0.0016	0.1	No	21	0.003424	23.81	No	0.01	NP (selected)
Molybdenum (mg/L)	BGWC-22	0.0662	0.04	0.1	No	25	0.01338	0	No	0.01	NP (selected)
Molybdenum (mg/L)	BGWC-23	0.013	0.011	0.1	No	24	0.001785	0	No	0.01	NP (selected)
Molybdenum (mg/L)	BGWC-24	0.01	0.0024	0.1	No	25	0.003993	48	No	0.01	NP (selected)
Molybdenum (mg/L)	BGWC-25	0.01	0.0029	0.1	No	22	0.003605	63.64	No	0.01	NP (NDs)
Molybdenum (mg/L)	BGWC-30	0.0163	0.0032	0.1	No	24	0.00711	0	No	0.01	NP (selected)
Molybdenum (mg/L)	BGWC-31	0.01	0.01	0.1	No	11	0.002916	90.91	No	0.006	NP (NDs)
Molybdenum (mg/L)	BGWC-32	0.0048	0.003	0.1	No	12	0.0005071	0	No	0.01	NP (selected)
Molybdenum (mg/L)	BGWC-34D	0.0021	0.0009	0.1	No	11	0.002706	9.091	No	0.006	NP (selected)
Molybdenum (mg/L)	BGWC-35D	0.039	0.024	0.1	No	12	0.005752	0	No	0.01	NP (selected)
Molybdenum (mg/L)	BGWC-36D	0.014	0.0058	0.1	No	12	0.003825	0	No	0.01	NP (selected)
Molybdenum (mg/L)	BGWC-37D	0.04	0.0082	0.1	No	9	0.00972	0	No	0.002	NP (selected)
Molybdenum (mg/L)	BGWC-38D	0.13	0.081	0.1	No	10	0.01878	0	No	0.011	NP (selected)
Molybdenum (mg/L)	BGWC-39	0.01	0.0026	0.1	No	8	0.002318	0	No	0.004	NP (selected)
Molybdenum (mg/L)	BGWC-40	0.01	0.00069	0.1	No	8	0.004612	62.5	No	0.004	NP (NDs)
Molybdenum (mg/L)	BGWC-41D	0.015	0.008	0.1	No	7	0.002425	14.29	No	0.008	NP (selected)
Molybdenum (mg/L)	BGWC-42D	0.021	0.0052	0.1	No	8	0.00671	0	No	0.004	NP (selected)
Molybdenum (mg/L)	**BGWC-43D**	**0.24**	**0.11**	**0.1**	**Yes**	**9**	**0.04157**	**0**	**No**	**0.002**	**NP (selected)**
Molybdenum (mg/L)	BGWC-44D	0.012	0.0011	0.1	No	7	0.003948	14.29	No	0.008	NP (selected)
Molybdenum (mg/L)	BGWC-49D	0.0067	0.0049	0.1	No	4	0.0008583	0	No	0.0625	NP (selected)
Molybdenum (mg/L)	BGWC-50D	0.0043	0.0021	0.1	No	4	0.0009106	0	No	0.0625	NP (selected)
Molybdenum (mg/L)	BGWC-51	0.01	0.0027	0.1	No	6	0.00298	83.33	No	0.0155	NP (NDs)
Molybdenum (mg/L)	BGWC-52	0.0053	0.0035	0.1	No	6	0.0006346	0	No	0.0155	NP (selected)
Molybdenum (mg/L)	BGWC-7	0.0117	0.0098	0.1	No	22	0.002555	0	No	0.01	NP (selected)
Molybdenum (mg/L)	BGWC-8	0.0052	0.0011	0.1	No	22	0.003786	27.27	No	0.01	NP (selected)
Molybdenum (mg/L)	BGWC-9	0.0033	0.0027	0.1	No	21	0.000551	0	No	0.01	NP (selected)
Selenium (mg/L)	BGWA-6	0.005	0.0032	0.05	No	18	0.001161	88.89	No	0.01	NP (NDs)
Selenium (mg/L)	BGWC-12	0.005	0.0004	0.05	No	20	0.001029	95	No	0.01	NP (NDs)
Selenium (mg/L)	BGWC-14A	0.005	0.0014	0.05	No	13	0.0009985	92.31	No	0.01	NP (NDs)
Selenium (mg/L)	BGWC-16	0.005	0.0018	0.05	No	20	0.001665	60	No	0.01	NP (NDs)
Selenium (mg/L)	BGWC-17	0.005	0.0022	0.05	No	20	0.001603	80	No	0.01	NP (NDs)
Selenium (mg/L)	BGWC-18	0.005	0.001	0.05	No	20	0.0008944	95	No	0.01	NP (NDs)
Selenium (mg/L)	BGWC-19	0.005	0.0013	0.05	No	20	0.001557	85	No	0.01	NP (NDs)
Selenium (mg/L)	BGWC-20	0.005	0.0037	0.05	No	20	0.0002907	95	No	0.01	NP (NDs)
Selenium (mg/L)	BGWC-21	0.005	0.001	0.05	No	19	0.001408	89.47	No	0.01	NP (NDs)
Selenium (mg/L)	BGWC-22	0.012	0.0026	0.05	No	20	0.001848	85	No	0.01	NP (NDs)
Selenium (mg/L)	BGWC-23	0.0176	0.002	0.05	No	20	0.00293	90	No	0.01	NP (NDs)
Selenium (mg/L)	BGWC-24	0.0065	0.0038	0.05	No	21	0.005848	14.29	No	0.01	NP (selected)
Selenium (mg/L)	BGWC-30	0.01	0.0048	0.05	No	20	0.003482	10	No	0.01	NP (selected)
Selenium (mg/L)	BGWC-31	0.005	0.005	0.05	No	10	0.001556	90	No	0.011	NP (NDs)
Selenium (mg/L)	BGWC-32	0.005	0.005	0.05	No	10	0.001534	90	No	0.011	NP (NDs)
Selenium (mg/L)	BGWC-34D	0.005	0.005	0.05	No	10	0.00155	90	No	0.011	NP (NDs)
Selenium (mg/L)	BGWC-36D	0.012	0.0033	0.05	No	10	0.00367	0	No	0.011	NP (selected)
Selenium (mg/L)	BGWC-38D	0.005	0.003	0.05	No	8	0.0007071	75	No	0.004	NP (NDs)
Selenium (mg/L)	BGWC-39	0.005	0.002	0.05	No	8	0.001389	75	No	0.004	NP (NDs)
Selenium (mg/L)	BGWC-40	0.0098	0.0018	0.05	No	8	0.002996	0	No	0.004	NP (selected)
Selenium (mg/L)	BGWC-41D	0.005	0.0016	0.05	No	6	0.001756	66.67	No	0.0155	NP (NDs)
Selenium (mg/L)	BGWC-42D	0.005	0.0022	0.05	No	6	0.001326	66.67	No	0.0155	NP (NDs)
Selenium (mg/L)	BGWC-43D	0.005	0.0028	0.05	No	6	0.0008981	83.33	No	0.0155	NP (NDs)
Selenium (mg/L)	BGWC-51	0.014	0.0036	0.05	No	6	0.004643	0	No	0.0155	NP (selected)
Selenium (mg/L)	BGWC-52	0.005	0.0016	0.05	No	6	0.001705	66.67	No	0.0155	NP (NDs)
Selenium (mg/L)	BGWC-8	0.005	0.00015	0.05	No	20	0.001509	90	No	0.01	NP (NDs)
Selenium (mg/L)	BGWC-9	0.005	0.0014	0.05	No	19	0.00198	57.89	No	0.01	NP (NDs)
Thallium (mg/L)	BGWA-6	0.001	0.000061	0.002	No	19	0.0004734	52.63	No	0.01	NP (NDs)
Thallium (mg/L)	BGWC-12	0.001	0.00009	0.002	No	22	0.0003962	77.27	No	0.01	NP (NDs)
Thallium (mg/L)	BGWC-14A	0.0005	0.00016	0.002	No	13	0.0001732	0	No	0.01	NP (selected)

Confidence Intervals - All Results

Plant Bowen Client: Southern Company Data: Bowen AP-1 Printed 11/15/2022, 8:39 PM

Constituent	Well	Upper Lim.	Lower Lim.	Compliance	Sig.	N	Std. Dev.	%NDs	Transform	Alpha	Method
Thallium (mg/L)	BGWC-16	0.00024	0.0002	0.002	No	22	0.00003347	0	No	0.01	NP (selected)
Thallium (mg/L)	BGWC-17	0.001	0.000085	0.002	No	22	0.0004575	54.55	No	0.01	NP (NDs)
Thallium (mg/L)	BGWC-18	0.001	0.000071	0.002	No	22	0.000328	86.36	No	0.01	NP (NDs)
Thallium (mg/L)	BGWC-19	0.001	0.000085	0.002	No	22	0.0004316	68.18	No	0.01	NP (NDs)
Thallium (mg/L)	BGWC-20	0.001	0.00025	0.002	No	22	0.0002282	90.91	No	0.01	NP (NDs)
Thallium (mg/L)	BGWC-22	0.00089	0.0006	0.002	No	22	0.0001855	0	No	0.01	NP (selected)
Thallium (mg/L)	BGWC-23	0.001	0.00039	0.002	No	22	0.0003552	68.18	No	0.01	NP (NDs)
Thallium (mg/L)	BGWC-24	0.00069	0.0004	0.002	No	23	0.0002217	13.04	No	0.01	NP (selected)
Thallium (mg/L)	BGWC-30	0.0008	0.00024	0.002	No	22	0.0003214	22.73	No	0.01	NP (selected)
Thallium (mg/L)	BGWC-32	0.001	0.00013	0.002	No	11	0.0003955	27.27	No	0.006	NP (selected)
Thallium (mg/L)	BGWC-34D	0.001	0.001	0.002	No	11	0.0002747	90.91	No	0.006	NP (NDs)
Thallium (mg/L)	BGWC-35D	0.001	0.00016	0.002	No	11	0.0004177	63.64	No	0.006	NP (NDs)
Thallium (mg/L)	BGWC-36D	0.00026	0.00013	0.002	No	11	0.00006885	0	No	0.006	NP (selected)
Thallium (mg/L)	BGWC-38D	0.0027	0.000056	0.002	No	8	0.0008227	50	No	0.004	NP (selected)
Thallium (mg/L)	BGWC-39	0.001	0.00013	0.002	No	8	0.0003731	25	No	0.004	NP (selected)
Thallium (mg/L)	BGWC-40	0.001	0.00014	0.002	No	8	0.0003041	87.5	No	0.004	NP (NDs)
Thallium (mg/L)	BGWC-43D	0.0034	0.0015	0.002	No	6	0.0007441	0	No	0.0155	NP (selected)
Thallium (mg/L)	BGWC-51	0.001	0.0002	0.002	No	6	0.000367	66.67	No	0.0155	NP (NDs)
Thallium (mg/L)	BGWC-52	0.001	0.00023	0.002	No	6	0.0003594	33.33	No	0.0155	NP (selected)
Thallium (mg/L)	BGWC-7	0.001	0.00023	0.002	No	22	0.0004139	63.64	No	0.01	NP (NDs)
Thallium (mg/L)	BGWC-9	0.001	0.00022	0.002	No	21	0.0003041	85.71	No	0.01	NP (NDs)

Sanitas™ v.9.6.35 . UG

Non-Parametric Confidence Interval

Compliance Limit is not exceeded. Per-well alpha = 0.01.

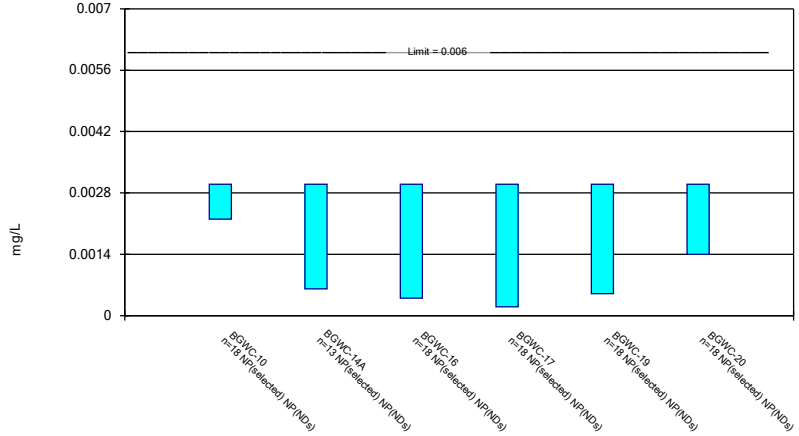

Normality testing disabled.

Constituent: Antimony Analysis Run 11/15/2022 8:35 PM View: Confidence Intervals

Plant Bowen Client: Southern Company Data: Bowen AP-1

Sanitas™ v.9.6.35 . UG

Non-Parametric Confidence Interval

Compliance Limit is not exceeded. Per-well alpha = 0.01 except as noted.

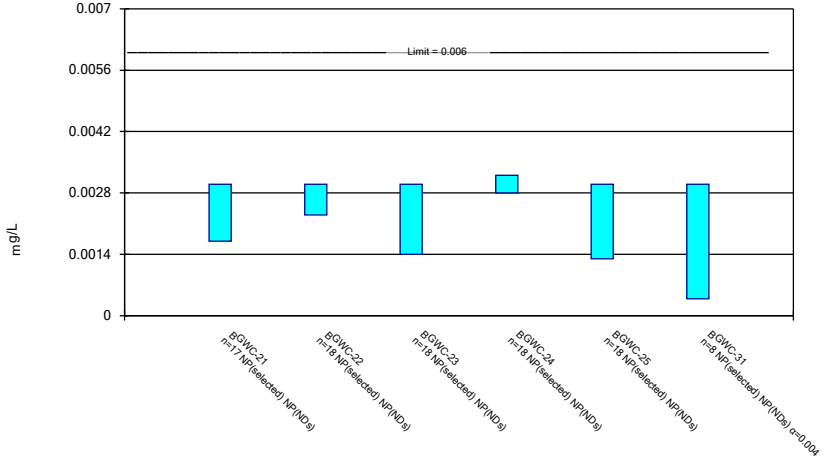

Normality testing disabled.

Constituent: Antimony Analysis Run 11/15/2022 8:35 PM View: Confidence Intervals

Plant Bowen Client: Southern Company Data: Bowen AP-1

Sanitas™ v.9.6.35 . UG

Non-Parametric Confidence Interval

Compliance Limit is not exceeded.

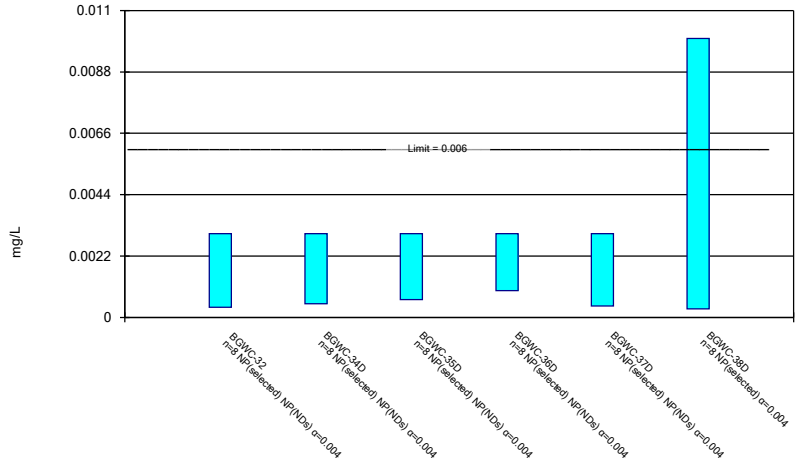

Normality testing disabled.

Constituent: Antimony Analysis Run 11/15/2022 8:35 PM View: Confidence Intervals

Plant Bowen Client: Southern Company Data: Bowen AP-1

Sanitas™ v.9.6.35 . UG

Non-Parametric Confidence Interval

Compliance Limit is not exceeded.

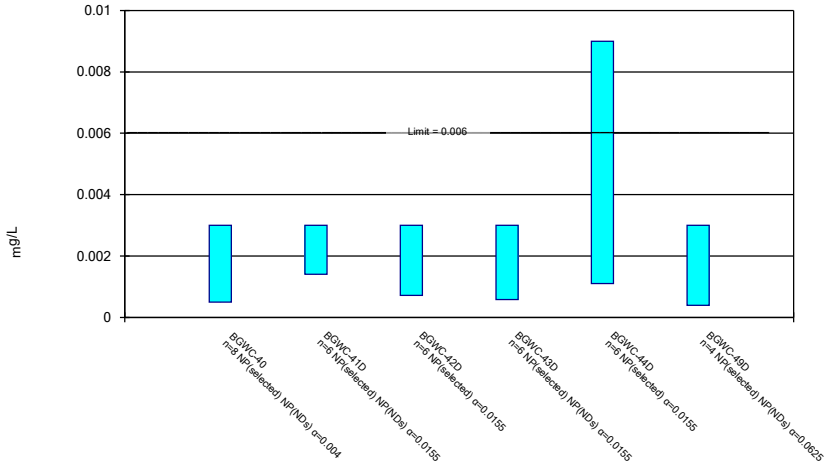

Normality testing disabled.

Constituent: Antimony Analysis Run 11/15/2022 8:35 PM View: Confidence Intervals

Plant Bowen Client: Southern Company Data: Bowen AP-1

Sanitas™ v.9.6.35 . UG

Non-Parametric Confidence Interval

Compliance Limit is not exceeded. Per-well alpha = 0.01 except as noted.

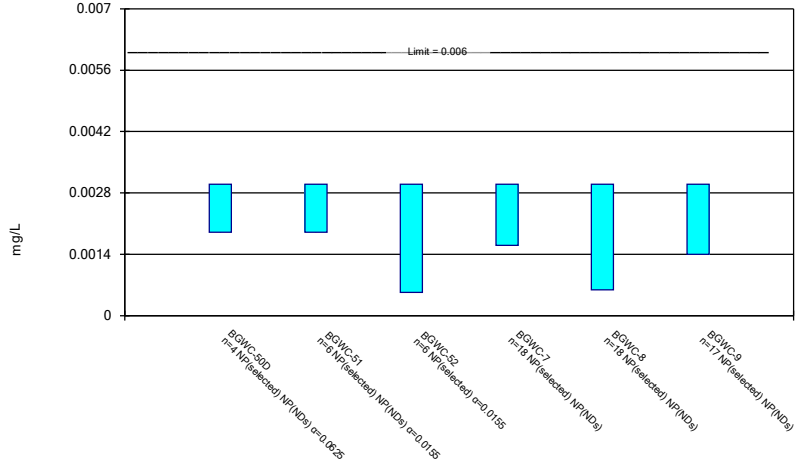

Normality testing disabled.

Constituent: Antimony Analysis Run 11/15/2022 8:36 PM View: Confidence Intervals

Plant Bowen Client: Southern Company Data: Bowen AP-1

Sanitas™ v.9.6.35 . UG

Non-Parametric Confidence Interval

Compliance Limit is not exceeded. Per-well alpha = 0.01.

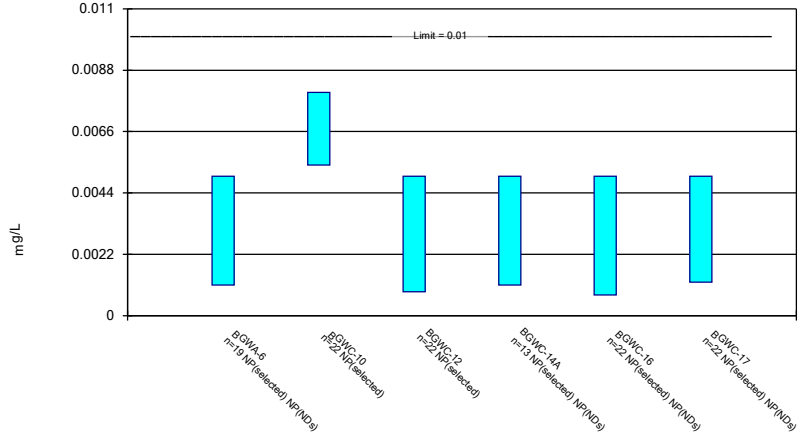

Normality testing disabled.

Constituent: Arsenic Analysis Run 11/15/2022 8:36 PM View: Confidence Intervals

Plant Bowen Client: Southern Company Data: Bowen AP-1

Sanitas™ v.9.6.35 . UG

Non-Parametric Confidence Interval

Compliance Limit is not exceeded. Per-well alpha = 0.01.

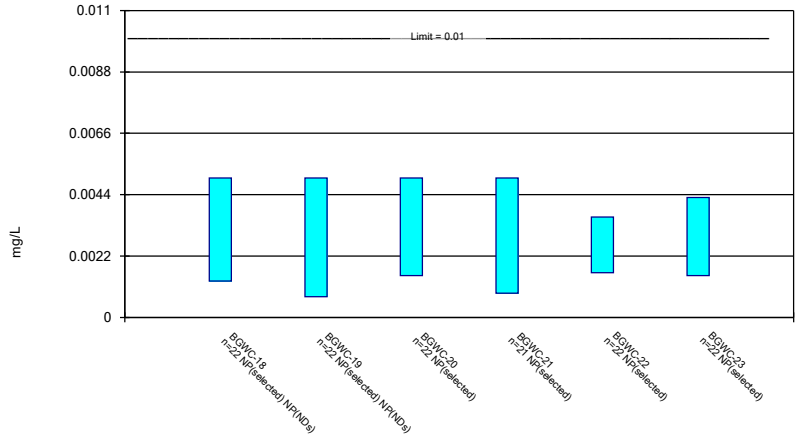

Normality testing disabled.

Constituent: Arsenic Analysis Run 11/15/2022 8:36 PM View: Confidence Intervals

Plant Bowen Client: Southern Company Data: Bowen AP-1

Sanitas™ v.9.6.35 . UG

Non-Parametric Confidence Interval

Compliance limit is exceeded.* Per-well alpha = 0.01 except as noted.

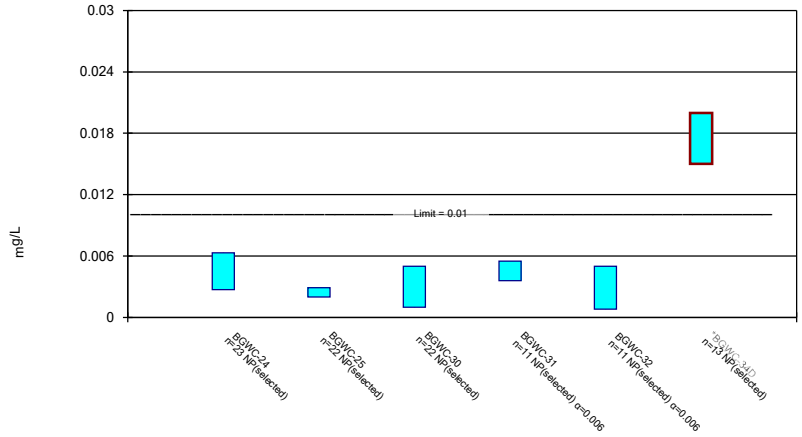

Normality testing disabled.

Constituent: Arsenic Analysis Run 11/15/2022 8:36 PM View: Confidence Intervals

Plant Bowen Client: Southern Company Data: Bowen AP-1

Sanitas™ v.9.6.35 . UG

Non-Parametric Confidence Interval

Compliance limit is exceeded.*

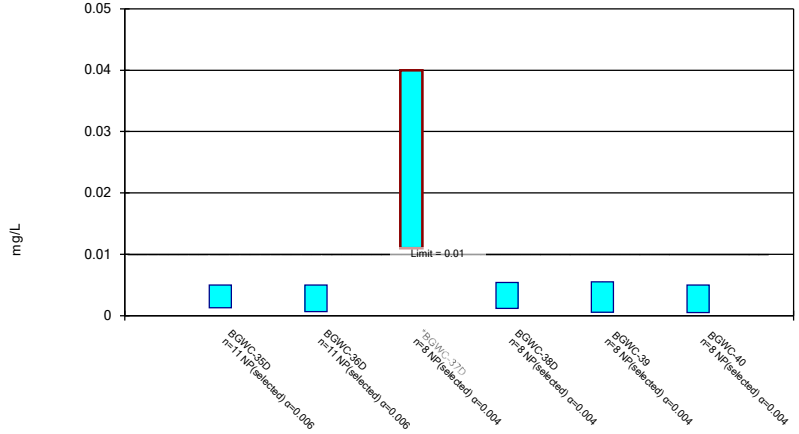

Normality testing disabled.

Constituent: Arsenic Analysis Run 11/15/2022 8:36 PM View: Confidence Intervals

Plant Bowen Client: Southern Company Data: Bowen AP-1

Sanitas™ v.9.6.35 . UG

Non-Parametric Confidence Interval

Compliance Limit is not exceeded.

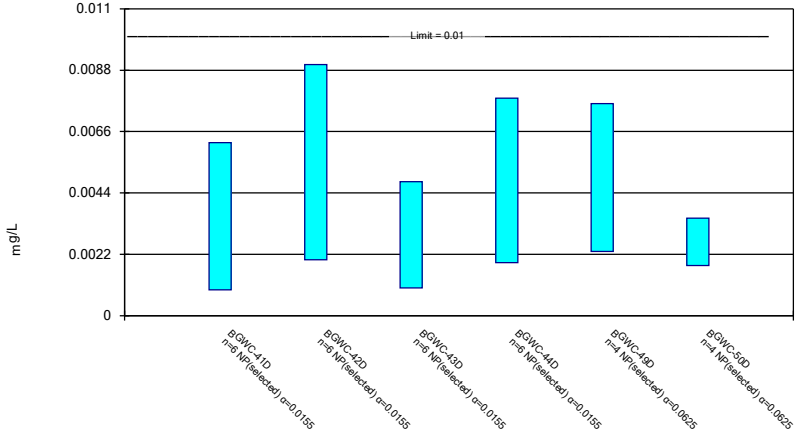

Normality testing disabled.

Constituent: Arsenic Analysis Run 11/15/2022 8:36 PM View: Confidence Intervals

Plant Bowen Client: Southern Company Data: Bowen AP-1

Sanitas™ v.9.6.35 . UG

Non-Parametric Confidence Interval

Compliance Limit is not exceeded. Per-well alpha = 0.01 except as noted.

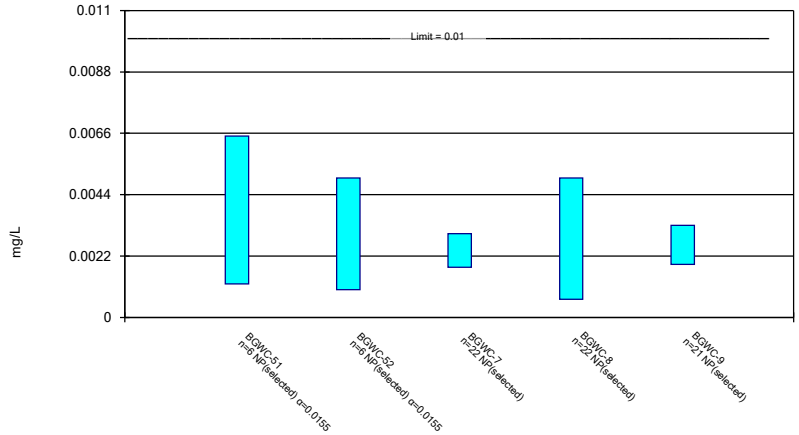

Normality testing disabled.

Constituent: Arsenic Analysis Run 11/15/2022 8:36 PM View: Confidence Intervals

Plant Bowen Client: Southern Company Data: Bowen AP-1

Sanitas™ v.9.6.35 . UG

Non-Parametric Confidence Interval

Compliance Limit is not exceeded. Per-well alpha = 0.01.

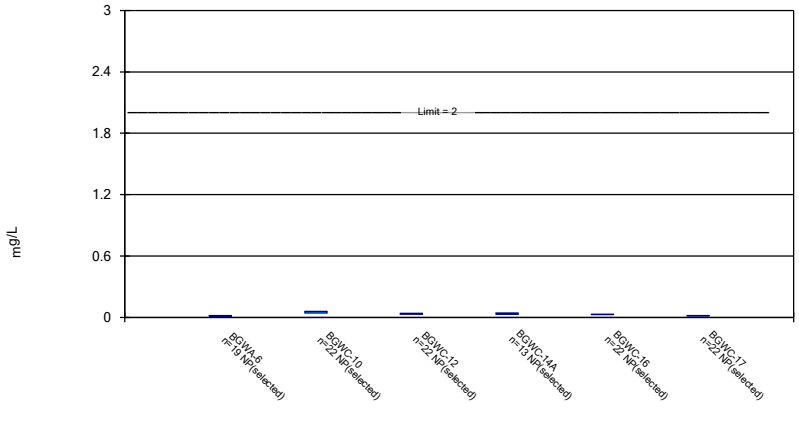

Normality testing disabled.

Constituent: Barium Analysis Run 11/15/2022 8:36 PM View: Confidence Intervals

Plant Bowen Client: Southern Company Data: Bowen AP-1

Sanitas™ v.9.6.35 . UG

Non-Parametric Confidence Interval

Compliance Limit is not exceeded. Per-well alpha = 0.01.

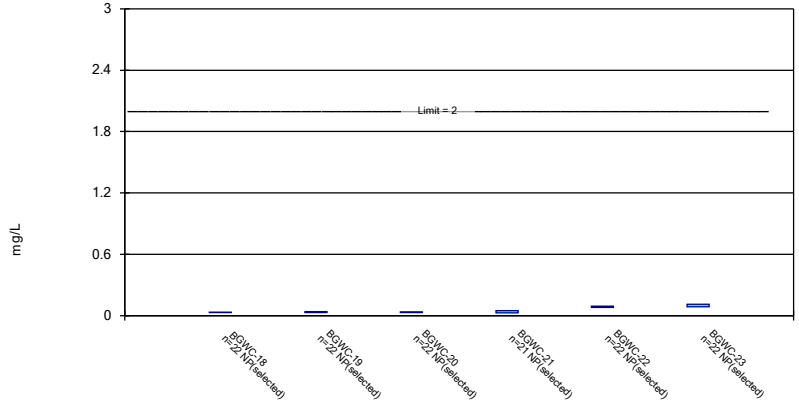

Normality testing disabled.

Constituent: Barium Analysis Run 11/15/2022 8:36 PM View: Confidence Intervals

Plant Bowen Client: Southern Company Data: Bowen AP-1

Sanitas™ v.9.6.35 . UG

Non-Parametric Confidence Interval

Compliance Limit is not exceeded. Per-well alpha = 0.01 except as noted.

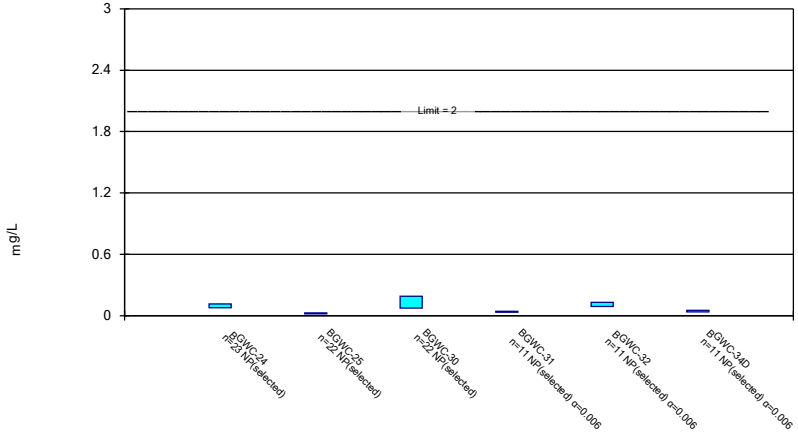

Normality testing disabled.

Constituent: Barium Analysis Run 11/15/2022 8:36 PM View: Confidence Intervals

Plant Bowen Client: Southern Company Data: Bowen AP-1

Sanitas™ v.9.6.35 . UG

Non-Parametric Confidence Interval

Compliance Limit is not exceeded.

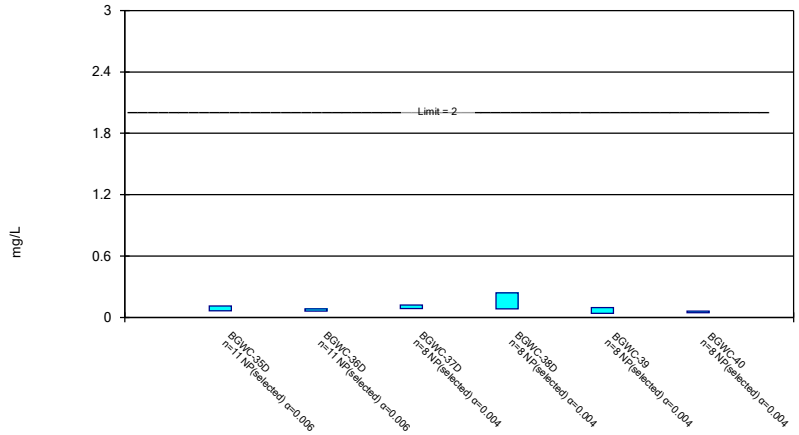

Normality testing disabled.

Constituent: Barium Analysis Run 11/15/2022 8:36 PM View: Confidence Intervals

Plant Bowen Client: Southern Company Data: Bowen AP-1

Sanitas™ v.9.6.35 . UG

Non-Parametric Confidence Interval

Compliance Limit is not exceeded.

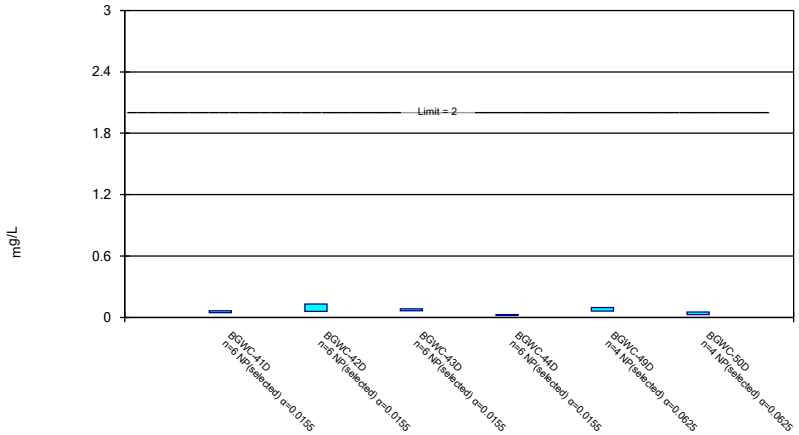

Normality testing disabled.

Constituent: Barium Analysis Run 11/15/2022 8:36 PM View: Confidence Intervals

Plant Bowen Client: Southern Company Data: Bowen AP-1

Sanitas™ v.9.6.35 . UG

Non-Parametric Confidence Interval

Compliance Limit is not exceeded. Per-well alpha = 0.01 except as noted.

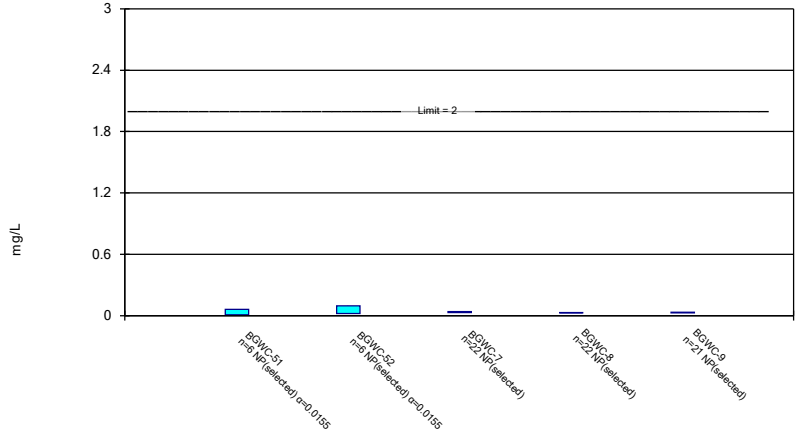

Normality testing disabled.

Constituent: Barium Analysis Run 11/15/2022 8:36 PM View: Confidence Intervals

Plant Bowen Client: Southern Company Data: Bowen AP-1

Sanitas™ v.9.6.35 . UG

Non-Parametric Confidence Interval

Compliance Limit is not exceeded. Per-well alpha = 0.01.

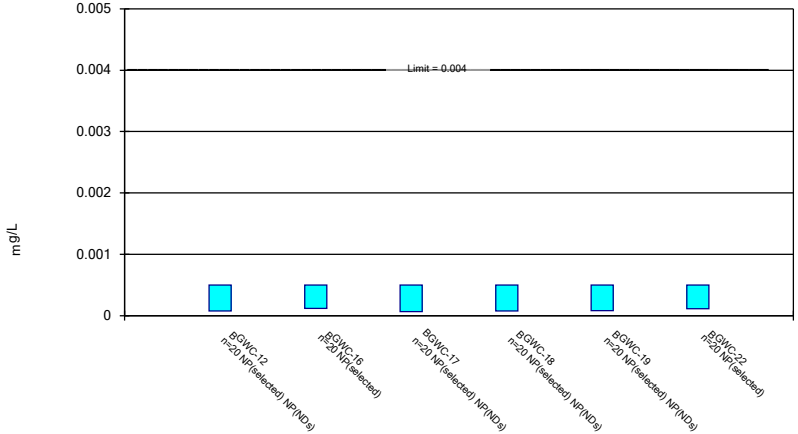

Normality testing disabled.

Constituent: Beryllium Analysis Run 11/15/2022 8:36 PM View: Confidence Intervals

Plant Bowen Client: Southern Company Data: Bowen AP-1

Sanitas™ v.9.6.35 . UG

Non-Parametric Confidence Interval

Compliance Limit is not exceeded. Per-well alpha = 0.01 except as noted.

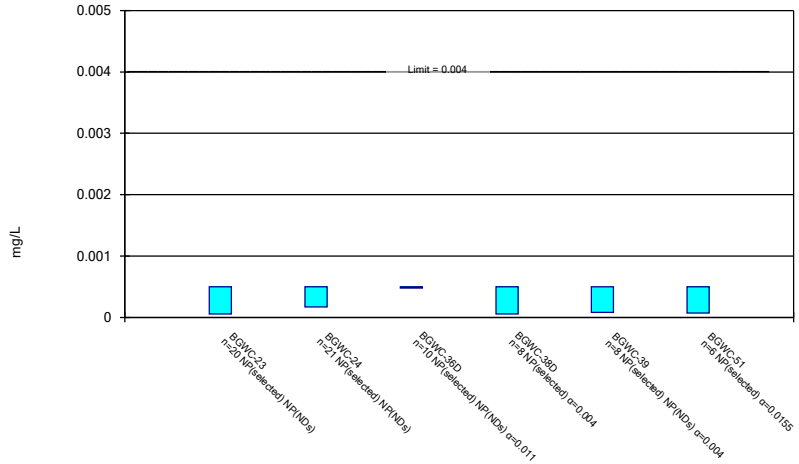

Normality testing disabled.

Constituent: Beryllium Analysis Run 11/15/2022 8:36 PM View: Confidence Intervals

Plant Bowen Client: Southern Company Data: Bowen AP-1

Sanitas™ v.9.6.35 . UG

Non-Parametric Confidence Interval

Compliance Limit is not exceeded.

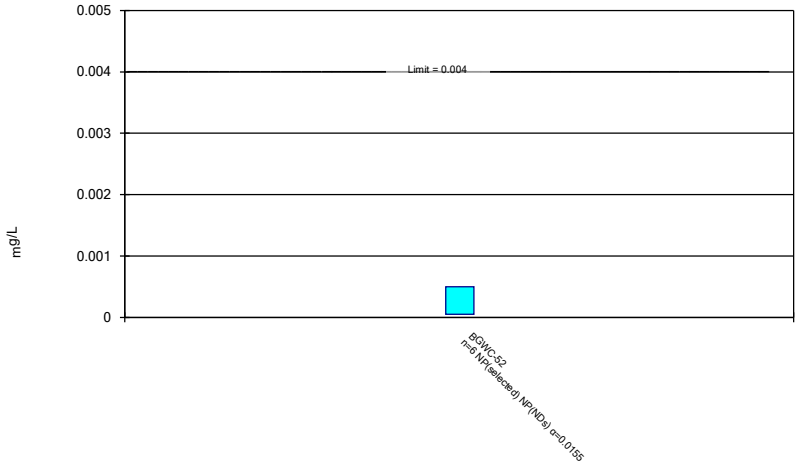

Normality testing disabled.

Constituent: Beryllium Analysis Run 11/15/2022 8:36 PM View: Confidence Intervals

Plant Bowen Client: Southern Company Data: Bowen AP-1

Sanitas™ v.9.6.35 . UG

Non-Parametric Confidence Interval

Compliance Limit is not exceeded. Per-well alpha = 0.01.

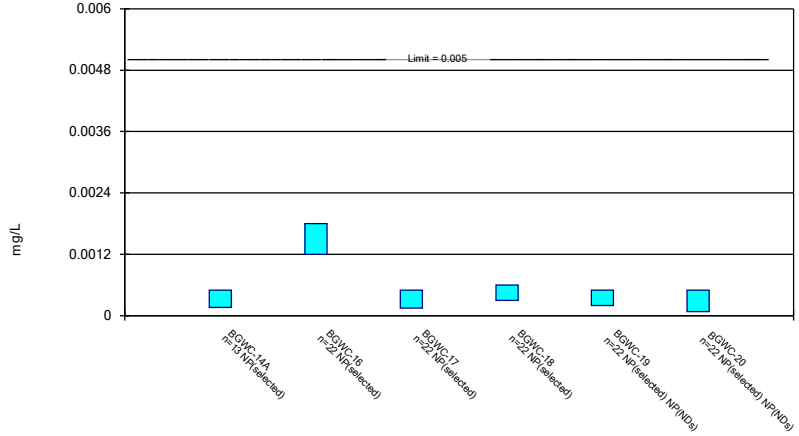

Normality testing disabled.

Constituent: Cadmium Analysis Run 11/15/2022 8:36 PM View: Confidence Intervals

Plant Bowen Client: Southern Company Data: Bowen AP-1

Sanitas™ v.9.6.35 . UG

Non-Parametric Confidence Interval

Compliance Limit is not exceeded. Per-well alpha = 0.01 except as noted.

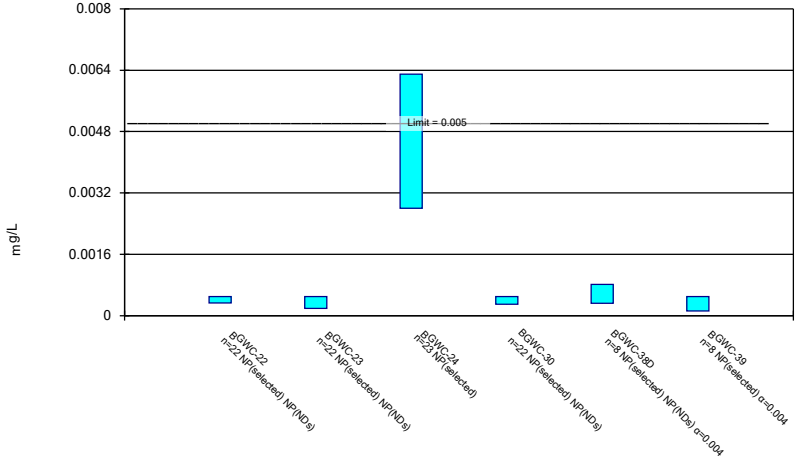

Normality testing disabled.

Constituent: Cadmium Analysis Run 11/15/2022 8:36 PM View: Confidence Intervals

Plant Bowen Client: Southern Company Data: Bowen AP-1

Sanitas™ v.9.6.35 . UG

Non-Parametric Confidence Interval

Compliance Limit is not exceeded.

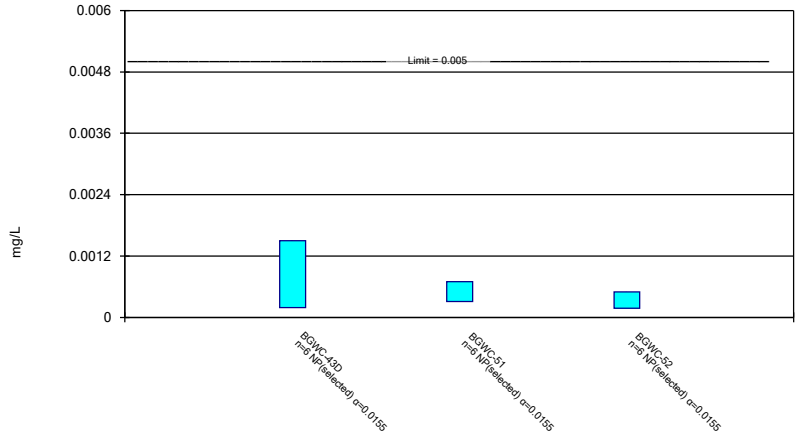

Normality testing disabled.

Constituent: Cadmium Analysis Run 11/15/2022 8:36 PM View: Confidence Intervals

Plant Bowen Client: Southern Company Data: Bowen AP-1

Sanitas™ v.9.6.35 . UG

Non-Parametric Confidence Interval

Compliance Limit is not exceeded. Per-well alpha = 0.01.

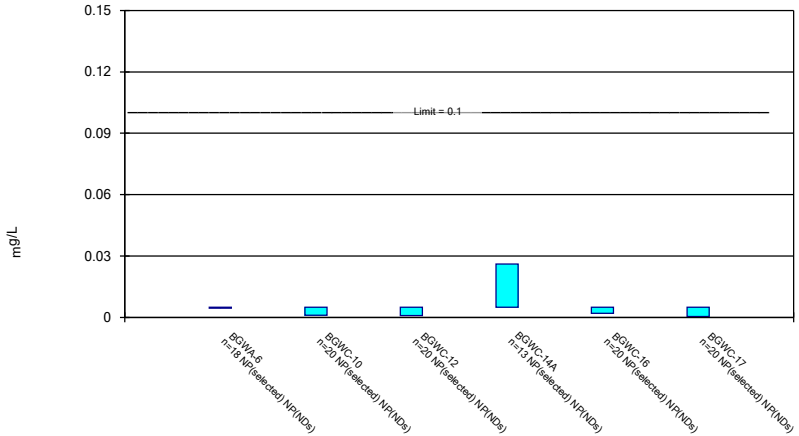

Normality testing disabled.

Constituent: Chromium Analysis Run 11/15/2022 8:36 PM View: Confidence Intervals

Plant Bowen Client: Southern Company Data: Bowen AP-1

Sanitas™ v.9.6.35 . UG

Non-Parametric Confidence Interval

Compliance Limit is not exceeded. Per-well alpha = 0.01.

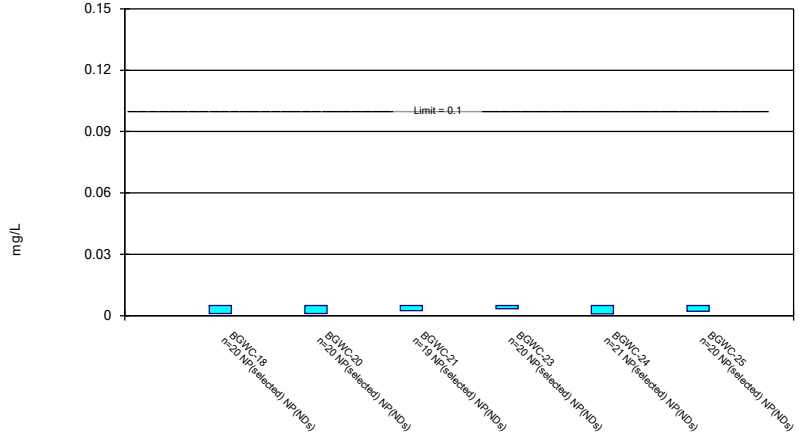

Normality testing disabled.

Constituent: Chromium Analysis Run 11/15/2022 8:36 PM View: Confidence Intervals

Plant Bowen Client: Southern Company Data: Bowen AP-1

Sanitas™ v.9.6.35 . UG

Non-Parametric Confidence Interval

Compliance Limit is not exceeded. Per-well alpha = 0.01 except as noted.

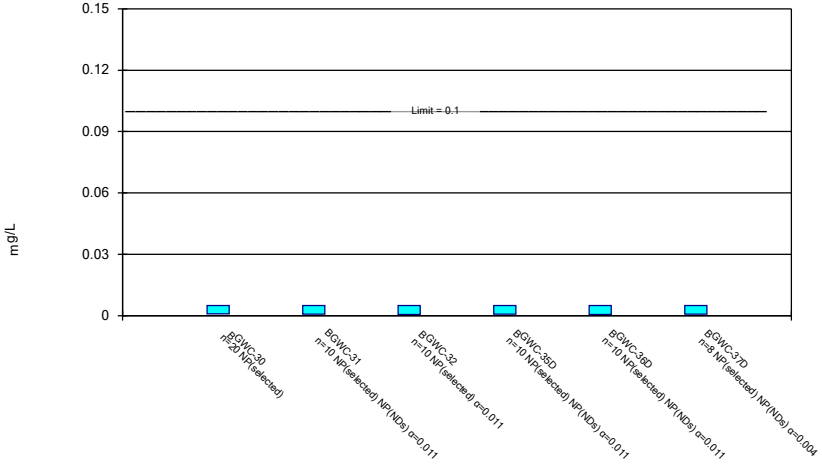

Normality testing disabled.

Constituent: Chromium Analysis Run 11/15/2022 8:36 PM View: Confidence Intervals

Plant Bowen Client: Southern Company Data: Bowen AP-1

Sanitas™ v.9.6.35 . UG

Non-Parametric Confidence Interval

Compliance Limit is not exceeded.

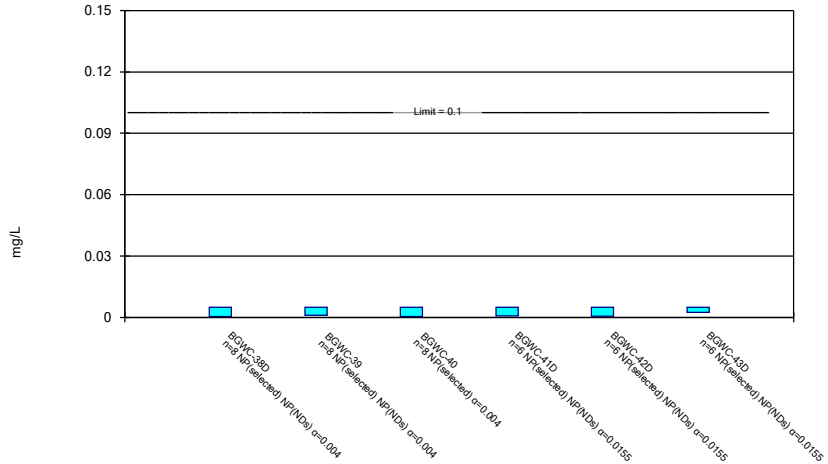

Normality testing disabled.

Constituent: Chromium Analysis Run 11/15/2022 8:36 PM View: Confidence Intervals

Plant Bowen Client: Southern Company Data: Bowen AP-1

Sanitas™ v.9.6.35 . UG

Non-Parametric Confidence Interval

Compliance Limit is not exceeded. Per-well alpha = 0.01 except as noted.

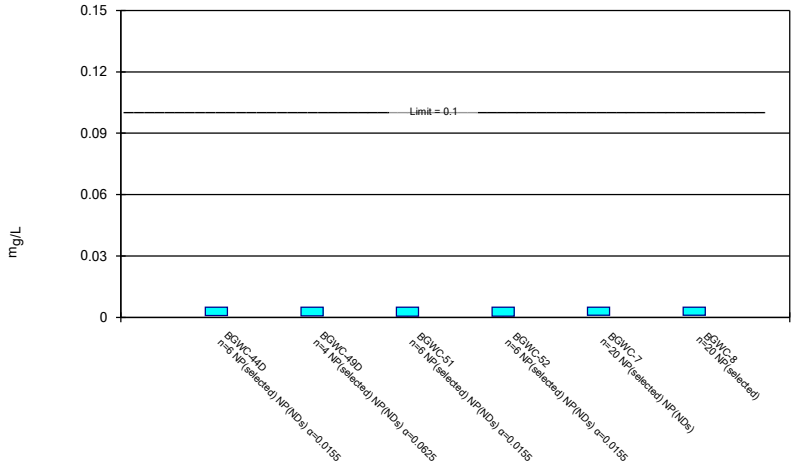

Normality testing disabled.

Constituent: Chromium Analysis Run 11/15/2022 8:36 PM View: Confidence Intervals

Plant Bowen Client: Southern Company Data: Bowen AP-1

Sanitas™ v.9.6.35 . UG

Non-Parametric Confidence Interval

Compliance Limit is not exceeded. Per-well alpha = 0.01.



Normality testing disabled.

Constituent: Chromium Analysis Run 11/15/2022 8:36 PM View: Confidence Intervals

Plant Bowen Client: Southern Company Data: Bowen AP-1

Sanitas™ v.9.6.35 . UG

Non-Parametric Confidence Interval

Compliance Limit is not exceeded. Per-well alpha = 0.01.

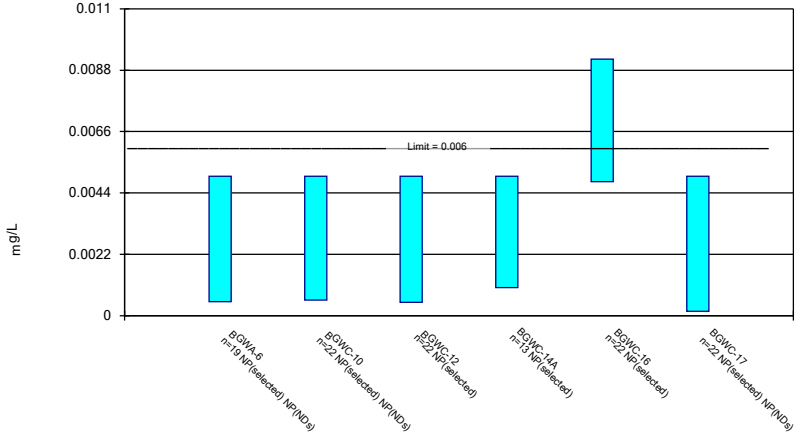

Normality testing disabled.

Constituent: Cobalt Analysis Run 11/15/2022 8:36 PM View: Confidence Intervals

Plant Bowen Client: Southern Company Data: Bowen AP-1

Sanitas™ v.9.6.35 . UG

Non-Parametric Confidence Interval

Compliance limit is exceeded.* Per-well alpha = 0.01.

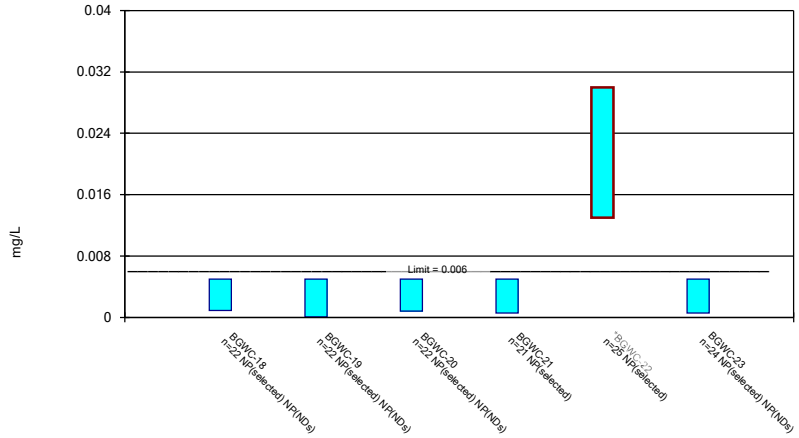

Normality testing disabled.

Constituent: Cobalt Analysis Run 11/15/2022 8:36 PM View: Confidence Intervals

Plant Bowen Client: Southern Company Data: Bowen AP-1

Sanitas™ v.9.6.35 . UG

Non-Parametric Confidence Interval

Compliance Limit is not exceeded. Per-well alpha = 0.01 except as noted.

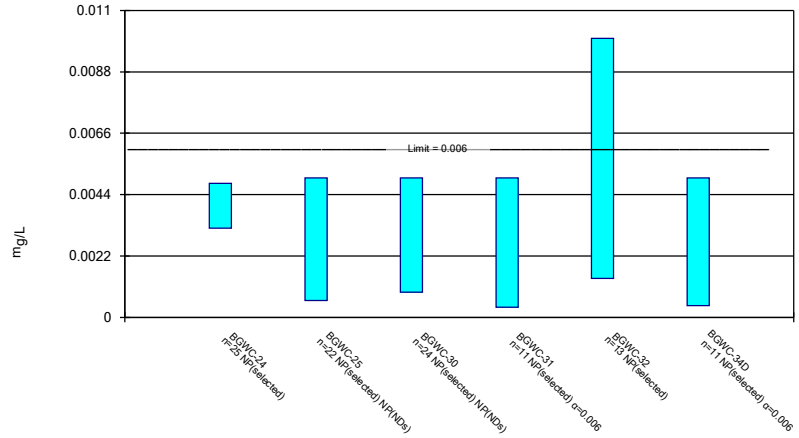

Normality testing disabled.

Constituent: Cobalt Analysis Run 11/15/2022 8:36 PM View: Confidence Intervals

Plant Bowen Client: Southern Company Data: Bowen AP-1

Sanitas™ v.9.6.35 . UG

Non-Parametric Confidence Interval

Compliance Limit is not exceeded.

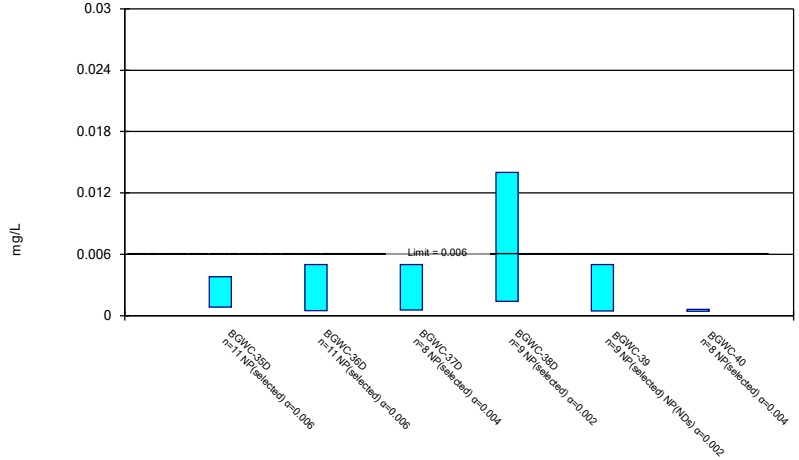

Normality testing disabled.

Constituent: Cobalt Analysis Run 11/15/2022 8:36 PM View: Confidence Intervals

Plant Bowen Client: Southern Company Data: Bowen AP-1

Sanitas™ v.9.6.35 . UG

Non-Parametric Confidence Interval

Compliance Limit is not exceeded. Per-well alpha = 0.01 except as noted.

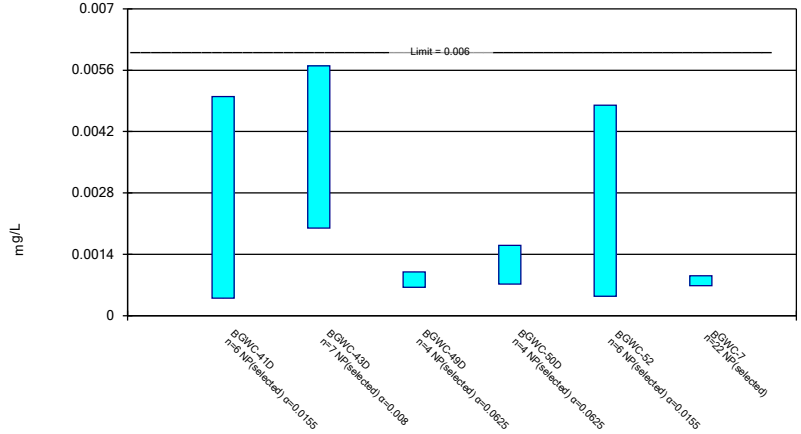

Normality testing disabled.

Constituent: Cobalt Analysis Run 11/15/2022 8:36 PM View: Confidence Intervals

Plant Bowen Client: Southern Company Data: Bowen AP-1

Sanitas™ v.9.6.35 . UG

Non-Parametric Confidence Interval

Compliance Limit is not exceeded. Per-well alpha = 0.01.

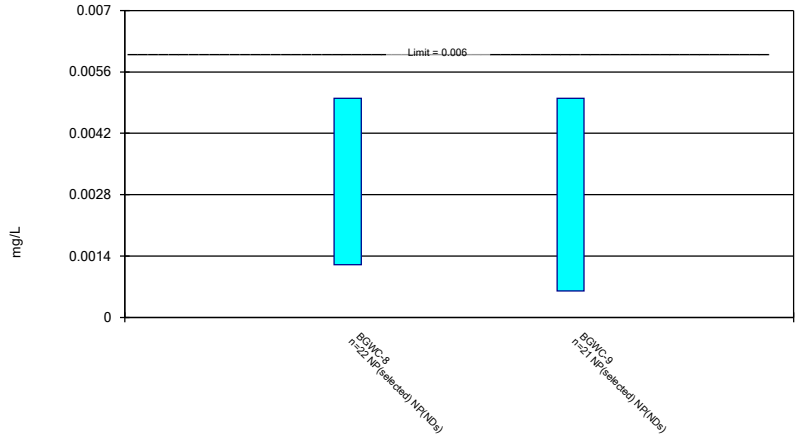

Normality testing disabled.

Constituent: Cobalt Analysis Run 11/15/2022 8:36 PM View: Confidence Intervals

Plant Bowen Client: Southern Company Data: Bowen AP-1

Sanitas™ v.9.6.35 . UG

Non-Parametric Confidence Interval

Compliance Limit is not exceeded. Per-well alpha = 0.01.

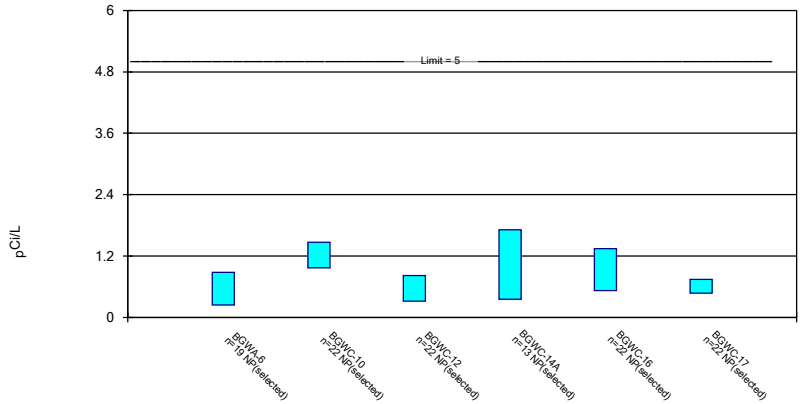

Normality testing disabled.

Constituent: Combined Radium 226 + 228 Analysis Run 11/15/2022 8:36 PM View: Confidence Intervals

Plant Bowen Client: Southern Company Data: Bowen AP-1

Sanitas™ v.9.6.35 . UG

Non-Parametric Confidence Interval

Compliance Limit is not exceeded. Per-well alpha = 0.01.

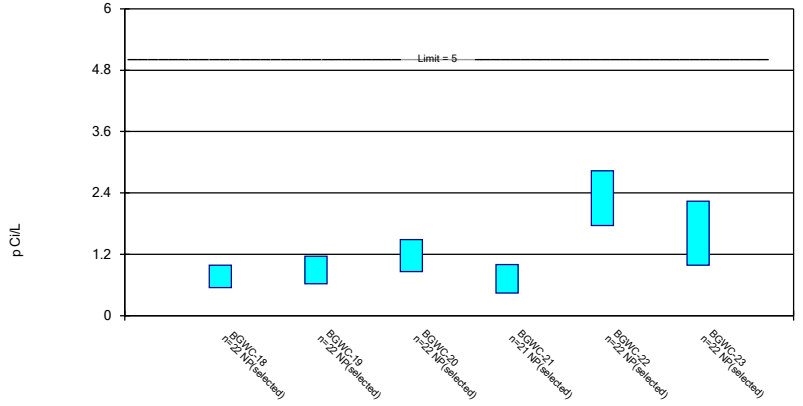

Normality testing disabled.

Constituent: Combined Radium 226 + 228 Analysis Run 11/15/2022 8:36 PM View: Confidence Intervals

Plant Bowen Client: Southern Company Data: Bowen AP-1

Sanitas™ v.9.6.35 . UG

Non-Parametric Confidence Interval

Compliance Limit is not exceeded. Per-well alpha = 0.01 except as noted.

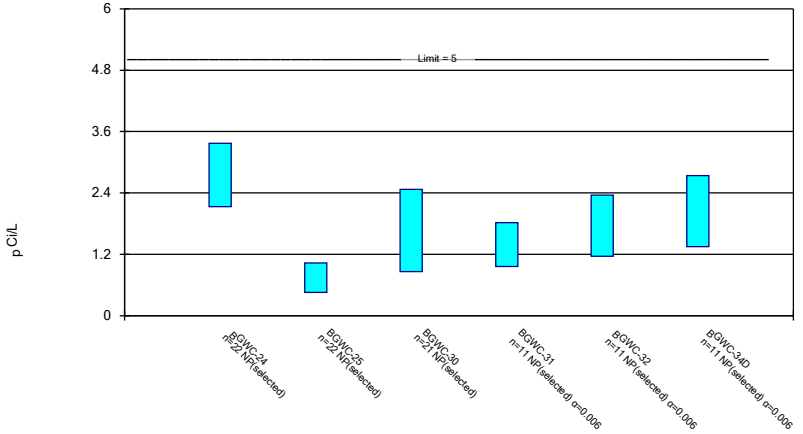

Normality testing disabled.

Constituent: Combined Radium 226 + 228 Analysis Run 11/15/2022 8:36 PM View: Confidence Intervals

Plant Bowen Client: Southern Company Data: Bowen AP-1

Sanitas™ v.9.6.35 . UG

Non-Parametric Confidence Interval

Compliance Limit is not exceeded.

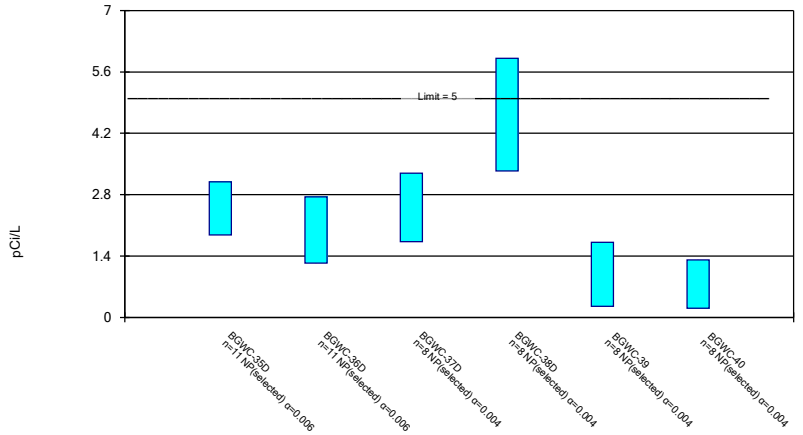

Normality testing disabled.

Constituent: Combined Radium 226 + 228 Analysis Run 11/15/2022 8:36 PM View: Confidence Intervals

Plant Bowen Client: Southern Company Data: Bowen AP-1

Sanitas™ v.9.6.35 . UG

Non-Parametric Confidence Interval

Compliance Limit is not exceeded.

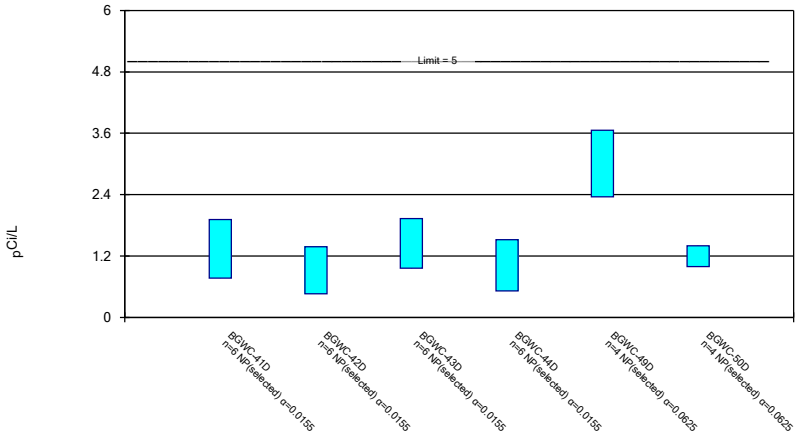

Normality testing disabled.

Constituent: Combined Radium 226 + 228 Analysis Run 11/15/2022 8:36 PM View: Confidence Intervals

Plant Bowen Client: Southern Company Data: Bowen AP-1

Sanitas™ v.9.6.35 . UG

Non-Parametric Confidence Interval

Compliance Limit is not exceeded. Per-well alpha = 0.01 except as noted.

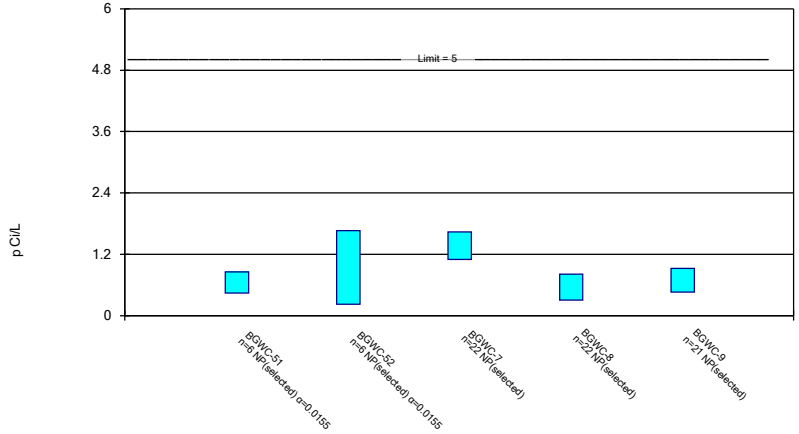

Normality testing disabled.

Constituent: Combined Radium 226 + 228 Analysis Run 11/15/2022 8:36 PM View: Confidence Intervals

Plant Bowen Client: Southern Company Data: Bowen AP-1

Sanitas™ v.9.6.35 . UG

Non-Parametric Confidence Interval

Compliance Limit is not exceeded. Per-well alpha = 0.01.

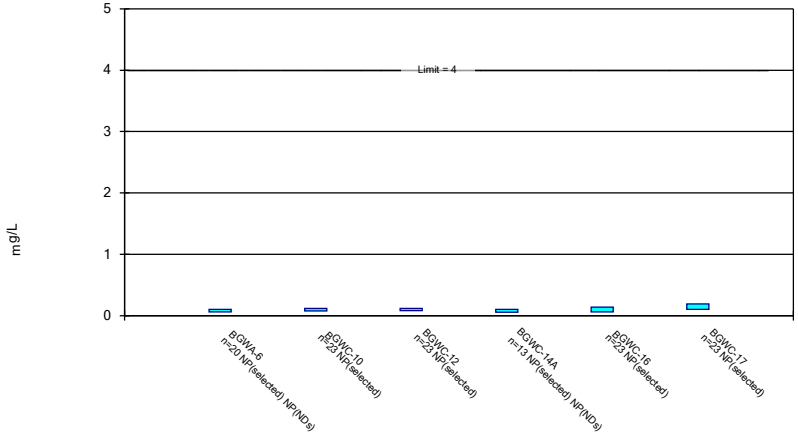

Normality testing disabled.

Constituent: Fluoride Analysis Run 11/15/2022 8:36 PM View: Confidence Intervals

Plant Bowen Client: Southern Company Data: Bowen AP-1

Sanitas™ v.9.6.35 . UG

Non-Parametric Confidence Interval

Compliance Limit is not exceeded. Per-well alpha = 0.01.

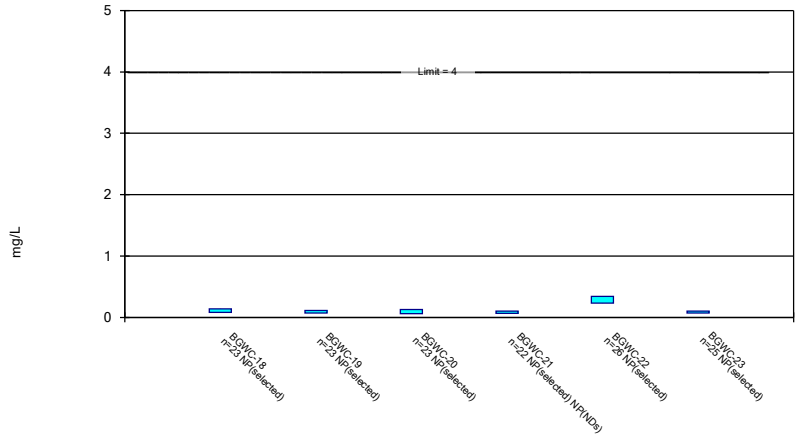

Normality testing disabled.

Constituent: Fluoride Analysis Run 11/15/2022 8:36 PM View: Confidence Intervals

Plant Bowen Client: Southern Company Data: Bowen AP-1

Sanitas™ v.9.6.35 . UG

Non-Parametric Confidence Interval

Compliance Limit is not exceeded. Per-well alpha = 0.01 except as noted.

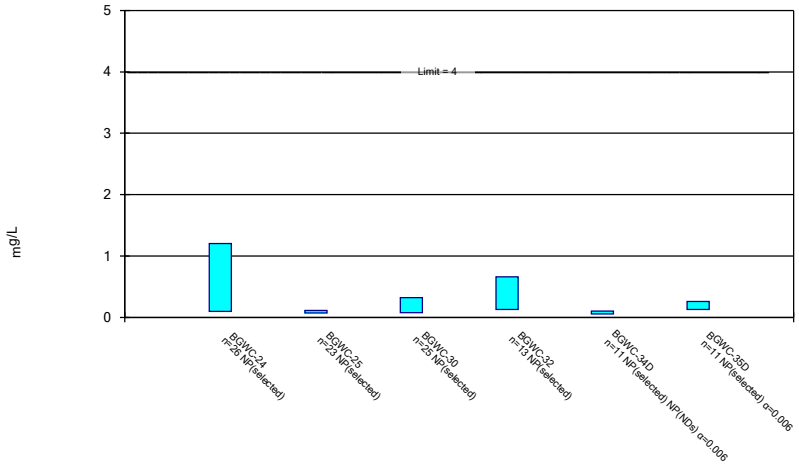

Normality testing disabled.

Constituent: Fluoride Analysis Run 11/15/2022 8:36 PM View: Confidence Intervals

Plant Bowen Client: Southern Company Data: Bowen AP-1

Sanitas™ v.9.6.35 . UG

Non-Parametric Confidence Interval

Compliance Limit is not exceeded.

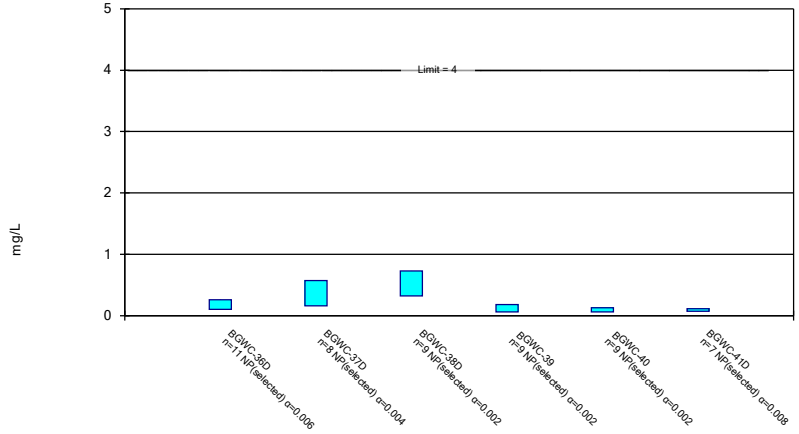

Normality testing disabled.

Constituent: Fluoride Analysis Run 11/15/2022 8:36 PM View: Confidence Intervals

Plant Bowen Client: Southern Company Data: Bowen AP-1

Sanitas™ v.9.6.35 . UG

Non-Parametric Confidence Interval

Compliance Limit is not exceeded.

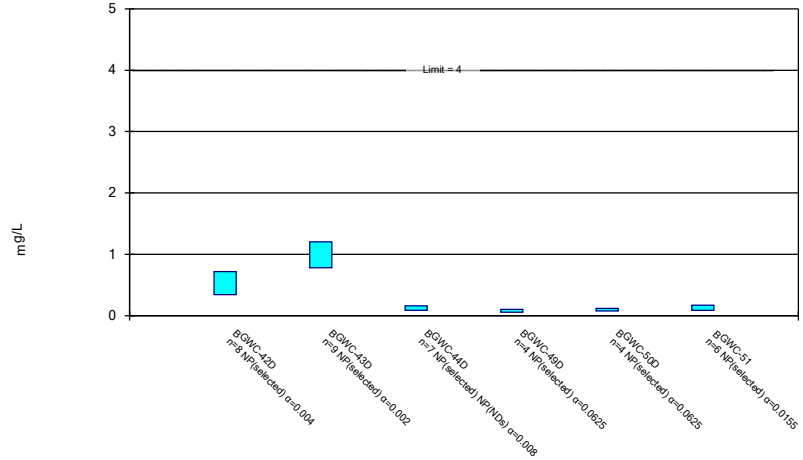

Normality testing disabled.

Constituent: Fluoride Analysis Run 11/15/2022 8:36 PM View: Confidence Intervals

Plant Bowen Client: Southern Company Data: Bowen AP-1

Sanitas™ v.9.6.35 . UG

Non-Parametric Confidence Interval

Compliance Limit is not exceeded. Per-well alpha = 0.01 except as noted.

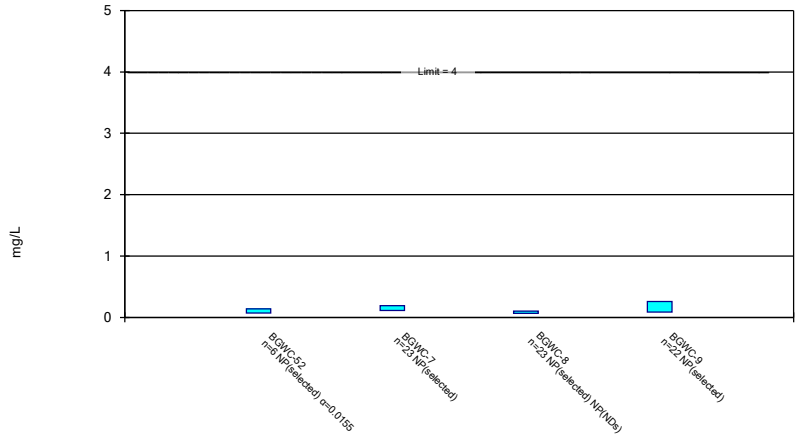

Normality testing disabled.

Constituent: Fluoride Analysis Run 11/15/2022 8:36 PM View: Confidence Intervals

Plant Bowen Client: Southern Company Data: Bowen AP-1

Sanitas™ v.9.6.35 . UG

Non-Parametric Confidence Interval

Compliance Limit is not exceeded. Per-well alpha = 0.01.

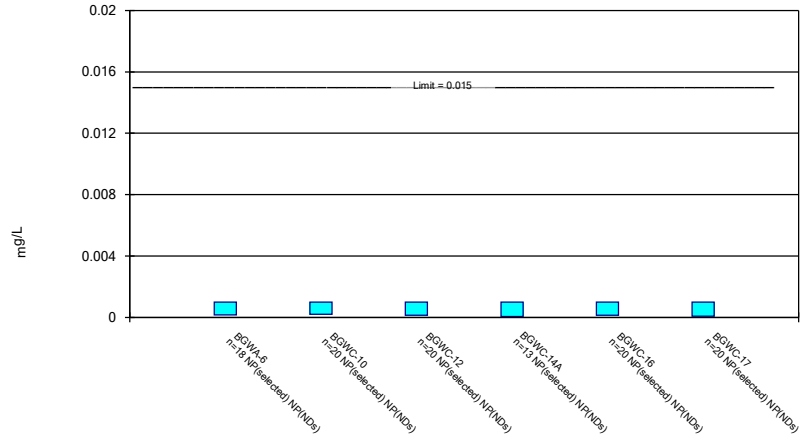

Normality testing disabled.

Constituent: Lead Analysis Run 11/15/2022 8:36 PM View: Confidence Intervals

Plant Bowen Client: Southern Company Data: Bowen AP-1

Sanitas™ v.9.6.35 . UG

Non-Parametric Confidence Interval

Compliance Limit is not exceeded. Per-well alpha = 0.01.

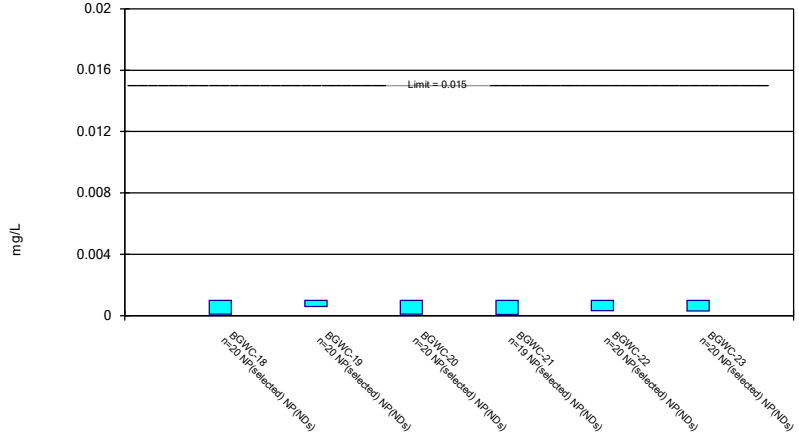

Normality testing disabled.

Constituent: Lead Analysis Run 11/15/2022 8:36 PM View: Confidence Intervals

Plant Bowen Client: Southern Company Data: Bowen AP-1

Sanitas™ v.9.6.35 . UG

Non-Parametric Confidence Interval

Compliance Limit is not exceeded. Per-well alpha = 0.01 except as noted.

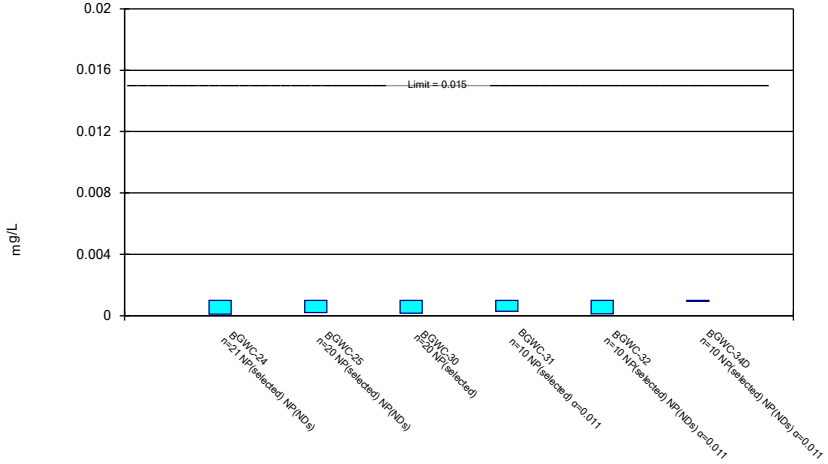

Normality testing disabled.

Constituent: Lead Analysis Run 11/15/2022 8:36 PM View: Confidence Intervals

Plant Bowen Client: Southern Company Data: Bowen AP-1

Sanitas™ v.9.6.35 . UG

Non-Parametric Confidence Interval

Compliance Limit is not exceeded.

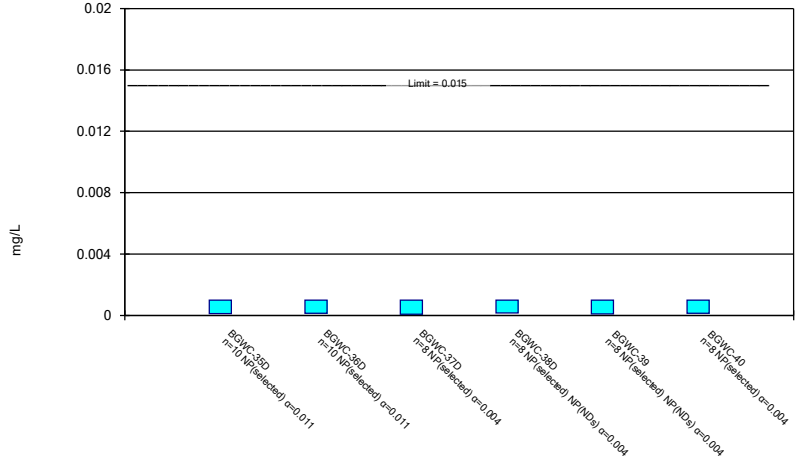

Normality testing disabled.

Constituent: Lead Analysis Run 11/15/2022 8:36 PM View: Confidence Intervals

Plant Bowen Client: Southern Company Data: Bowen AP-1

Sanitas™ v.9.6.35 . UG

Non-Parametric Confidence Interval

Compliance Limit is not exceeded.

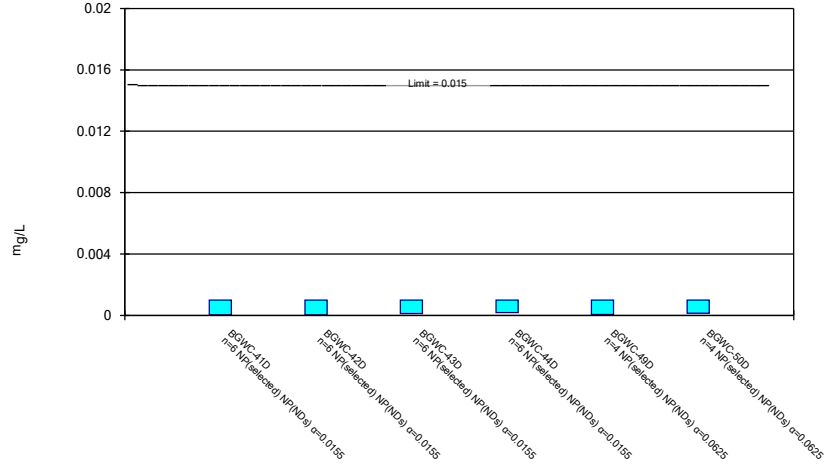

Normality testing disabled.

Constituent: Lead Analysis Run 11/15/2022 8:36 PM View: Confidence Intervals

Plant Bowen Client: Southern Company Data: Bowen AP-1

Sanitas™ v.9.6.35 . UG

Non-Parametric Confidence Interval

Compliance Limit is not exceeded. Per-well alpha = 0.01 except as noted.

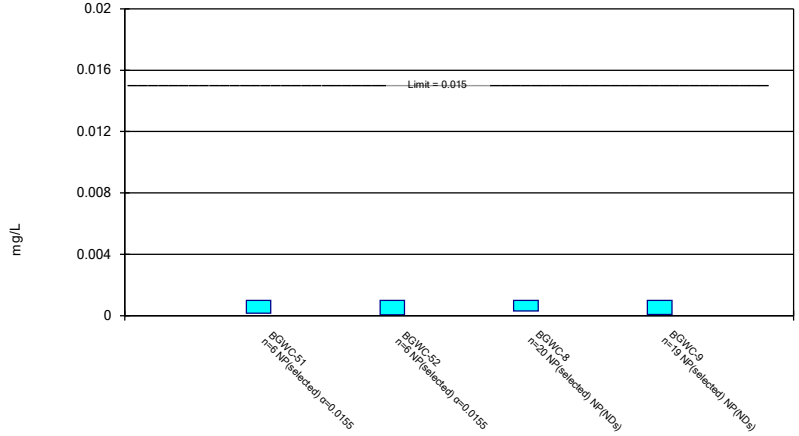

Normality testing disabled.

Constituent: Lead Analysis Run 11/15/2022 8:37 PM View: Confidence Intervals

Plant Bowen Client: Southern Company Data: Bowen AP-1

Sanitas™ v.9.6.35 . UG

Non-Parametric Confidence Interval

Compliance Limit is not exceeded. Per-well alpha = 0.01.

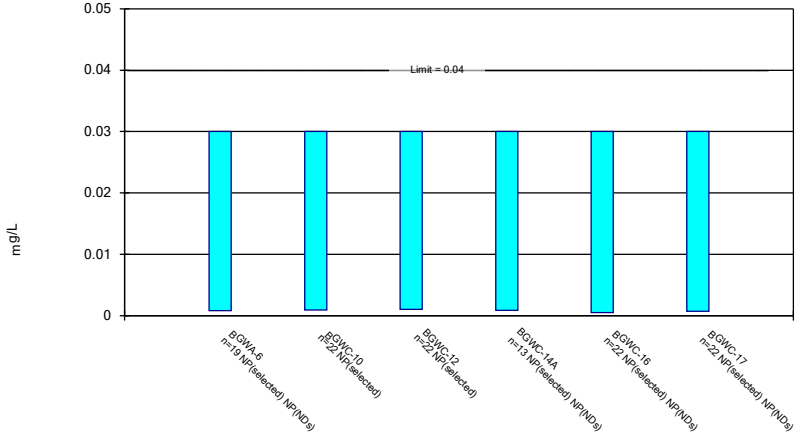

Normality testing disabled.

Constituent: Lithium Analysis Run 11/15/2022 8:37 PM View: Confidence Intervals

Plant Bowen Client: Southern Company Data: Bowen AP-1

Sanitas™ v.9.6.35 . UG

Non-Parametric Confidence Interval

Compliance Limit is not exceeded. Per-well alpha = 0.01 except as noted.

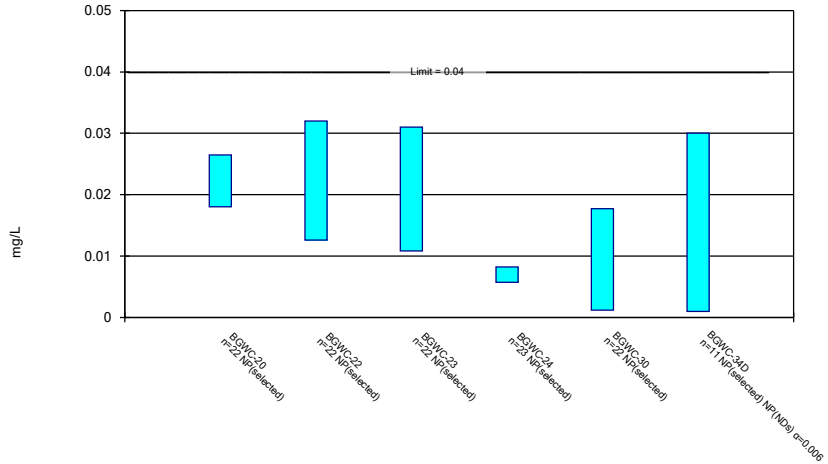

Normality testing disabled.

Constituent: Lithium Analysis Run 11/15/2022 8:37 PM View: Confidence Intervals

Plant Bowen Client: Southern Company Data: Bowen AP-1

Sanitas™ v.9.6.35 . UG

Non-Parametric Confidence Interval

Compliance Limit is not exceeded.

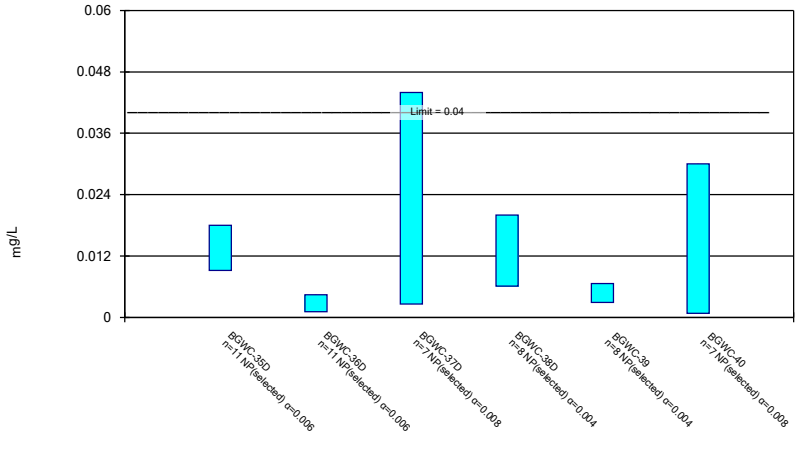

Normality testing disabled.

Constituent: Lithium Analysis Run 11/15/2022 8:37 PM View: Confidence Intervals

Plant Bowen Client: Southern Company Data: Bowen AP-1

Sanitas™ v.9.6.35 . UG

Non-Parametric Confidence Interval

Compliance Limit is not exceeded.

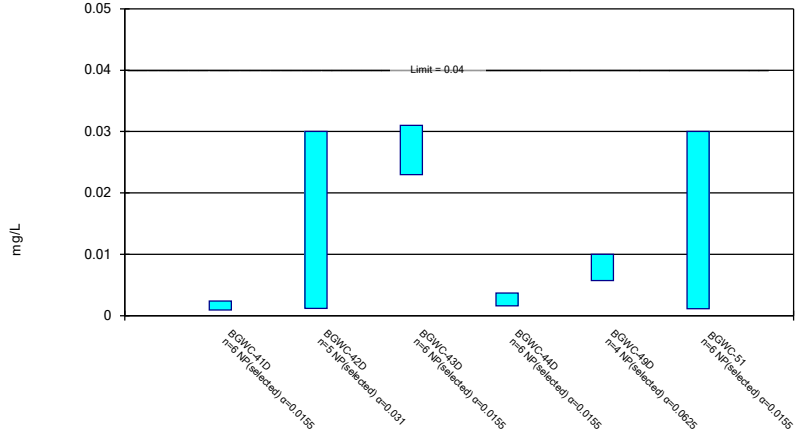

Normality testing disabled.

Constituent: Lithium Analysis Run 11/15/2022 8:37 PM View: Confidence Intervals

Plant Bowen Client: Southern Company Data: Bowen AP-1

Sanitas™ v.9.6.35 . UG

Non-Parametric Confidence Interval

Compliance Limit is not exceeded. Per-well alpha = 0.01 except as noted.

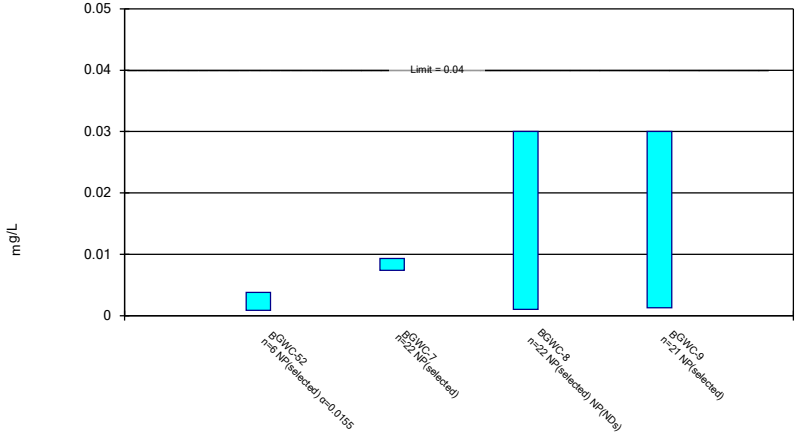

Normality testing disabled.

Constituent: Lithium Analysis Run 11/15/2022 8:37 PM View: Confidence Intervals

Plant Bowen Client: Southern Company Data: Bowen AP-1

Sanitas™ v.9.6.35 . UG

Non-Parametric Confidence Interval

Compliance Limit is not exceeded. Per-well alpha = 0.01.

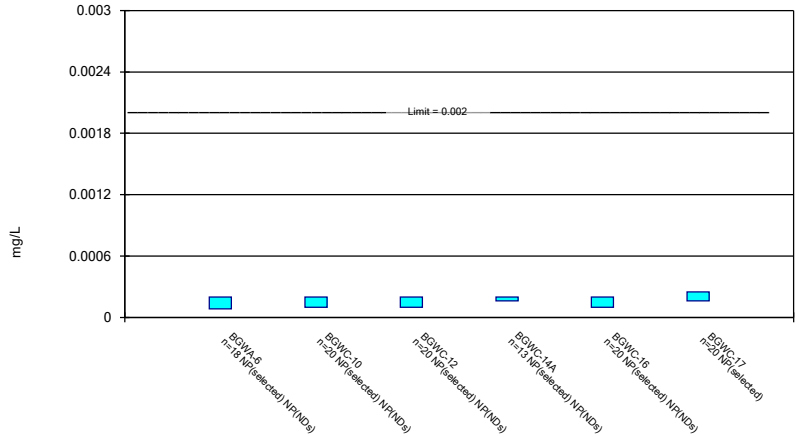

Normality testing disabled.

Constituent: Mercury Analysis Run 11/15/2022 8:37 PM View: Confidence Intervals

Plant Bowen Client: Southern Company Data: Bowen AP-1

Sanitas™ v.9.6.35 . UG

Non-Parametric Confidence Interval

Compliance Limit is not exceeded. Per-well alpha = 0.01.

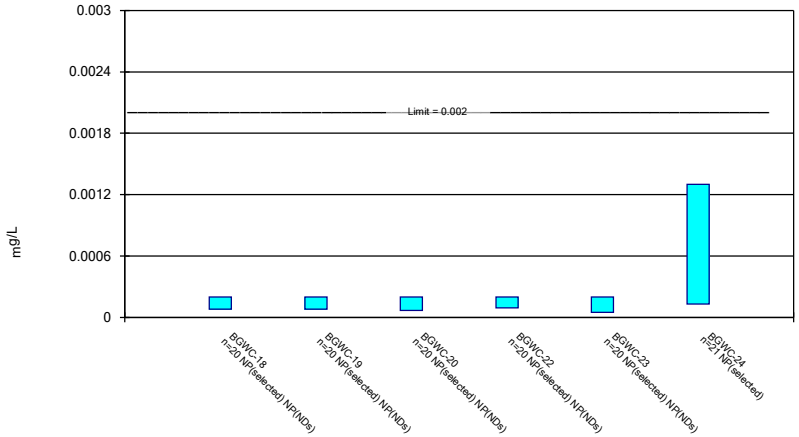

Normality testing disabled.

Constituent: Mercury Analysis Run 11/15/2022 8:37 PM View: Confidence Intervals

Plant Bowen Client: Southern Company Data: Bowen AP-1

Sanitas™ v.9.6.35 . UG

Non-Parametric Confidence Interval

Compliance Limit is not exceeded. Per-well alpha = 0.01 except as noted.

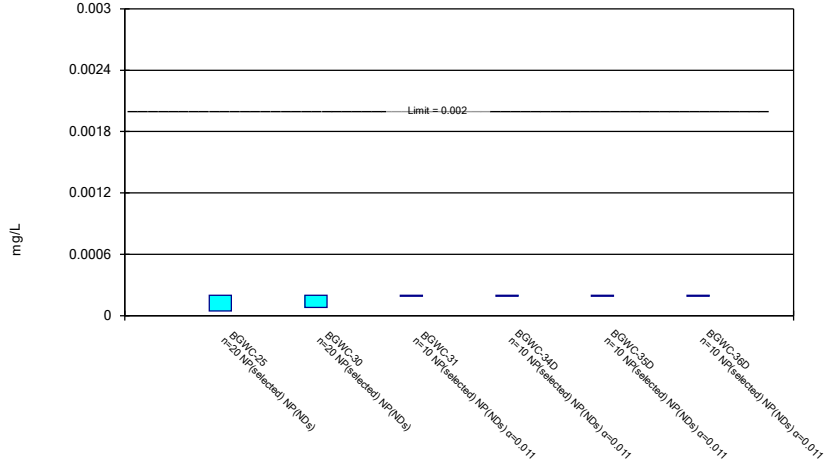

Normality testing disabled.

Constituent: Mercury Analysis Run 11/15/2022 8:37 PM View: Confidence Intervals

Plant Bowen Client: Southern Company Data: Bowen AP-1

Sanitas™ v.9.6.35 . UG

Non-Parametric Confidence Interval

Compliance Limit is not exceeded. Per-well alpha = 0.01 except as noted.

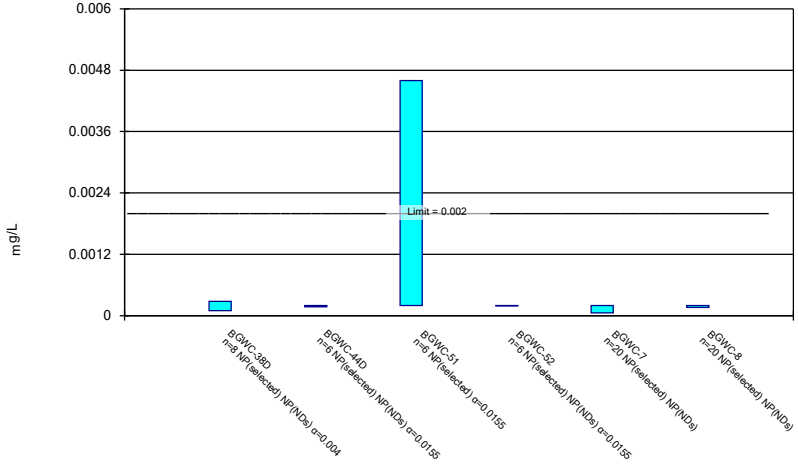

Normality testing disabled.

Constituent: Mercury Analysis Run 11/15/2022 8:37 PM View: Confidence Intervals

Plant Bowen Client: Southern Company Data: Bowen AP-1

Sanitas™ v.9.6.35 . UG

Non-Parametric Confidence Interval

Compliance Limit is not exceeded. Per-well alpha = 0.01.



Normality testing disabled.

Constituent: Mercury Analysis Run 11/15/2022 8:37 PM View: Confidence Intervals

Plant Bowen Client: Southern Company Data: Bowen AP-1

Sanitas™ v.9.6.35 . UG

Non-Parametric Confidence Interval

Compliance Limit is not exceeded. Per-well alpha = 0.01.

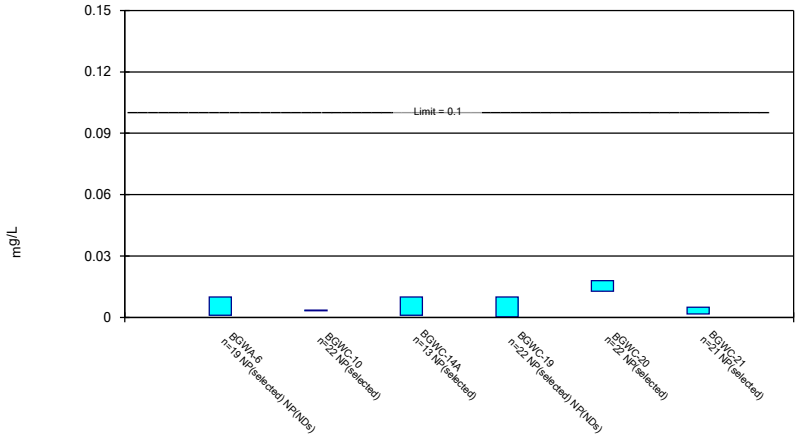

Normality testing disabled.

Constituent: Molybdenum Analysis Run 11/15/2022 8:37 PM View: Confidence Intervals

Plant Bowen Client: Southern Company Data: Bowen AP-1

Sanitas™ v.9.6.35 . UG

Non-Parametric Confidence Interval

Compliance Limit is not exceeded. Per-well alpha = 0.01 except as noted.

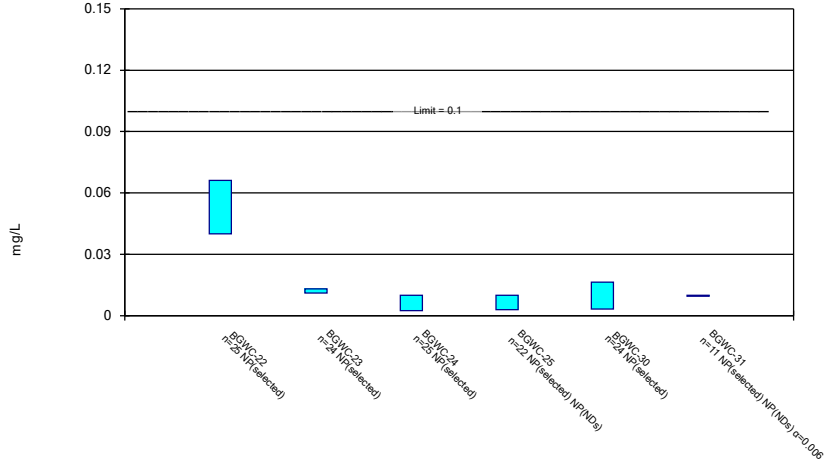

Normality testing disabled.

Constituent: Molybdenum Analysis Run 11/15/2022 8:37 PM View: Confidence Intervals

Plant Bowen Client: Southern Company Data: Bowen AP-1

Sanitas™ v.9.6.35 . UG

Non-Parametric Confidence Interval

Compliance Limit is not exceeded. Per-well alpha = 0.01 except as noted.

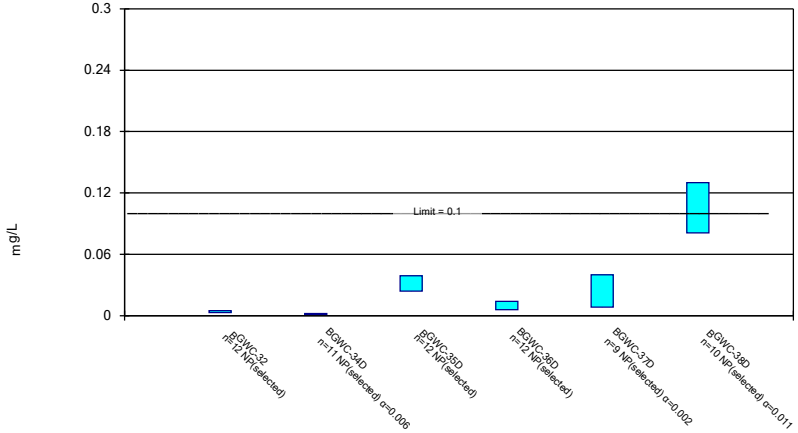

Normality testing disabled.

Constituent: Molybdenum Analysis Run 11/15/2022 8:37 PM View: Confidence Intervals

Plant Bowen Client: Southern Company Data: Bowen AP-1

Sanitas™ v.9.6.35 . UG

Non-Parametric Confidence Interval

Compliance limit is exceeded.*

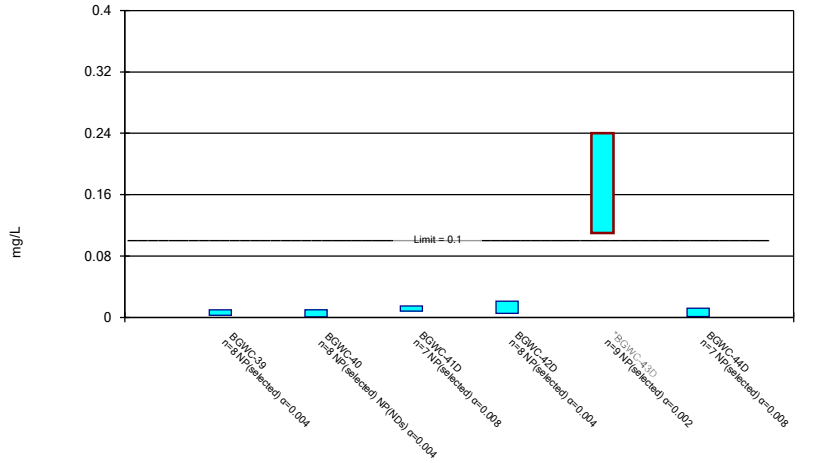

Normality testing disabled.

Constituent: Molybdenum Analysis Run 11/15/2022 8:37 PM View: Confidence Intervals

Plant Bowen Client: Southern Company Data: Bowen AP-1

Sanitas™ v.9.6.35 . UG

Non-Parametric Confidence Interval

Compliance Limit is not exceeded. Per-well alpha = 0.01 except as noted.

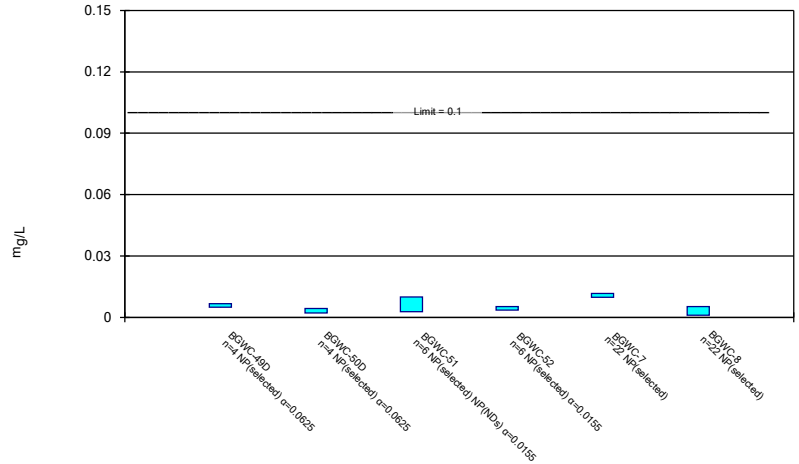

Normality testing disabled.

Constituent: Molybdenum Analysis Run 11/15/2022 8:37 PM View: Confidence Intervals

Plant Bowen Client: Southern Company Data: Bowen AP-1

Sanitas™ v.9.6.35 . UG

Non-Parametric Confidence Interval

Compliance Limit is not exceeded. Per-well alpha = 0.01.



Normality testing disabled.

Constituent: Molybdenum Analysis Run 11/15/2022 8:37 PM View: Confidence Intervals

Plant Bowen Client: Southern Company Data: Bowen AP-1

Sanitas™ v.9.6.35 . UG

Non-Parametric Confidence Interval

Compliance Limit is not exceeded. Per-well alpha = 0.01.

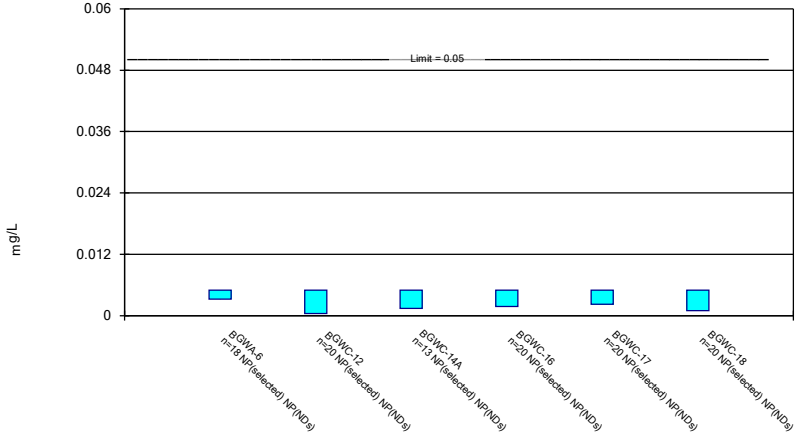

Normality testing disabled.

Constituent: Selenium Analysis Run 11/15/2022 8:37 PM View: Confidence Intervals

Plant Bowen Client: Southern Company Data: Bowen AP-1

Sanitas™ v.9.6.35 . UG

Non-Parametric Confidence Interval

Compliance Limit is not exceeded. Per-well alpha = 0.01.

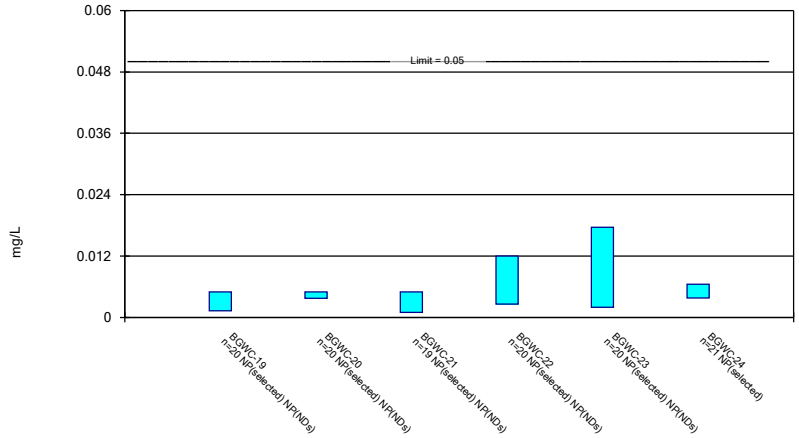

Normality testing disabled.

Constituent: Selenium Analysis Run 11/15/2022 8:37 PM View: Confidence Intervals

Plant Bowen Client: Southern Company Data: Bowen AP-1

Sanitas™ v.9.6.35 . UG

Non-Parametric Confidence Interval

Compliance Limit is not exceeded. Per-well alpha = 0.01 except as noted.

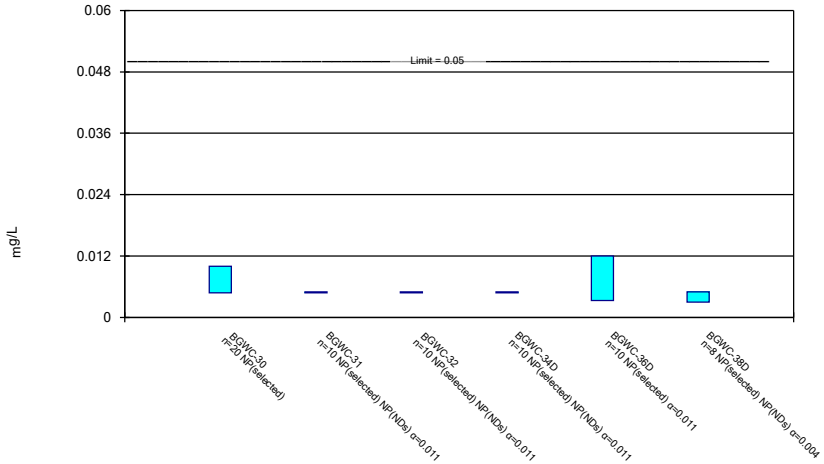

Normality testing disabled.

Constituent: Selenium Analysis Run 11/15/2022 8:37 PM View: Confidence Intervals

Plant Bowen Client: Southern Company Data: Bowen AP-1

Sanitas™ v.9.6.35 . UG

Non-Parametric Confidence Interval

Compliance Limit is not exceeded.

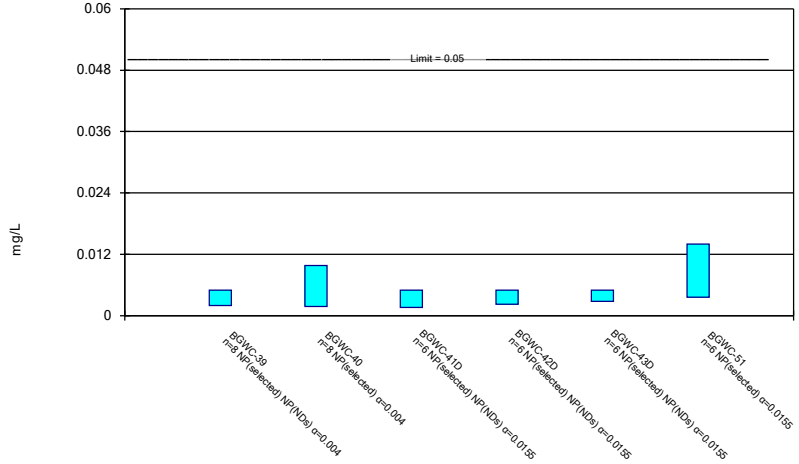

Normality testing disabled.

Constituent: Selenium Analysis Run 11/15/2022 8:37 PM View: Confidence Intervals

Plant Bowen Client: Southern Company Data: Bowen AP-1

Sanitas™ v.9.6.35 . UG

Non-Parametric Confidence Interval

Compliance Limit is not exceeded. Per-well alpha = 0.01 except as noted.

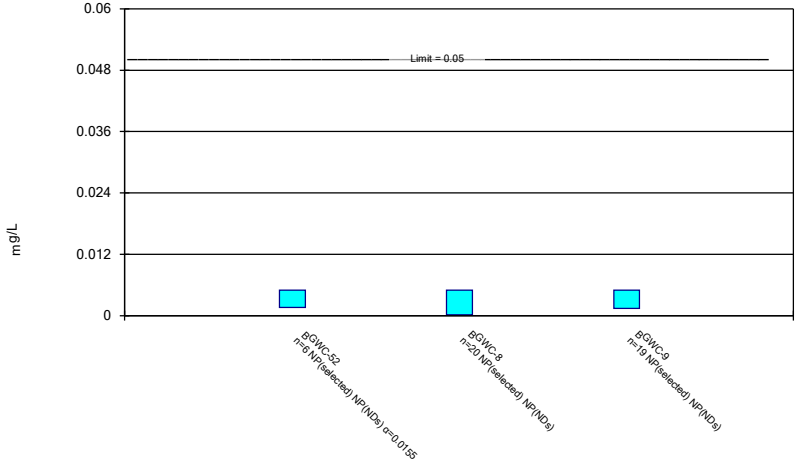

Normality testing disabled.

Constituent: Selenium Analysis Run 11/15/2022 8:37 PM View: Confidence Intervals

Plant Bowen Client: Southern Company Data: Bowen AP-1

Sanitas™ v.9.6.35 . UG

Non-Parametric Confidence Interval

Compliance Limit is not exceeded. Per-well alpha = 0.01.

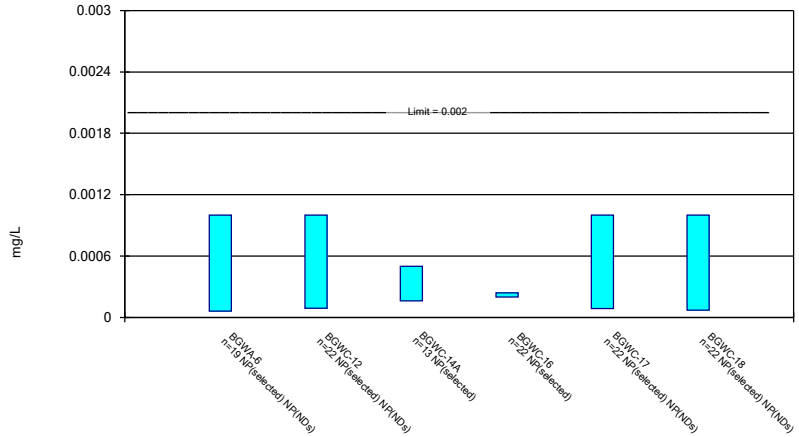

Normality testing disabled.

Constituent: Thallium Analysis Run 11/15/2022 8:37 PM View: Confidence Intervals

Plant Bowen Client: Southern Company Data: Bowen AP-1

Sanitas™ v.9.6.35 . UG

Non-Parametric Confidence Interval

Compliance Limit is not exceeded. Per-well alpha = 0.01.

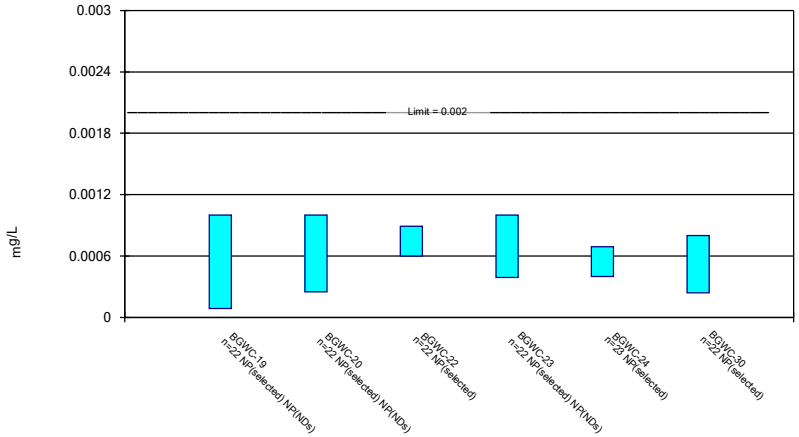

Normality testing disabled.

Constituent: Thallium Analysis Run 11/15/2022 8:37 PM View: Confidence Intervals

Plant Bowen Client: Southern Company Data: Bowen AP-1

Sanitas™ v.9.6.35 . UG

Non-Parametric Confidence Interval

Compliance Limit is not exceeded.

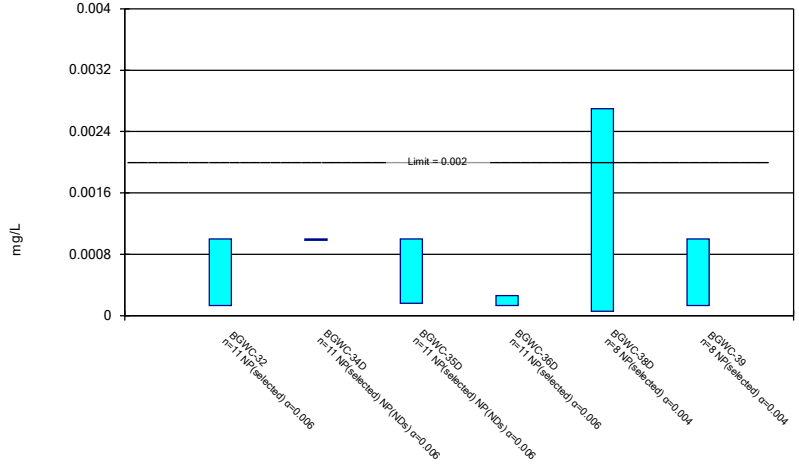

Normality testing disabled.

Constituent: Thallium Analysis Run 11/15/2022 8:37 PM View: Confidence Intervals

Plant Bowen Client: Southern Company Data: Bowen AP-1

Sanitas™ v.9.6.35 . UG

Non-Parametric Confidence Interval

Compliance Limit is not exceeded. Per-well alpha = 0.01 except as noted.

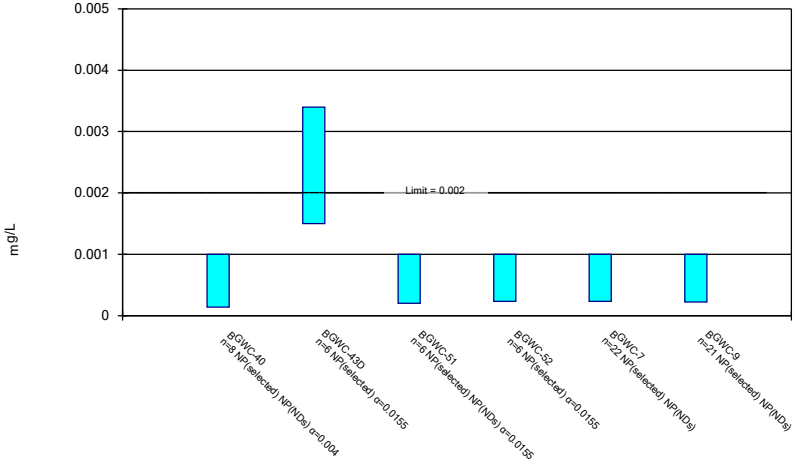

Normality testing disabled.

Constituent: Thallium Analysis Run 11/15/2022 8:37 PM View: Confidence Intervals

Plant Bowen Client: Southern Company Data: Bowen AP-1

Confidence Interval

Constituent: Antimony (mg/L) Analysis Run 11/15/2022 8:39 PM View: Confidence Intervals

Plant Bowen Client: Southern Company Data: Bowen AP-1

	BGWC-10	BGWC-14A	BGWC-16	BGWC-17	BGWC-19	BGWC-20
6/7/2016	0.0022 (J)		<0.003	<0.003		
6/8/2016					<0.003	<0.003
8/11/2016			0.0004 (J)	0.0002 (J)		
8/12/2016					<0.003	<0.003
8/16/2016	<0.003					
10/7/2016	<0.003		<0.003	<0.003	<0.003	
10/10/2016						<0.003
12/6/2016	<0.003		<0.003	<0.003		
12/7/2016					<0.003	<0.003
2/16/2017	<0.003		<0.003	<0.003	<0.003	
2/17/2017						<0.003
4/18/2017	<0.003		<0.003			
4/19/2017				<0.003	<0.003	<0.003
5/30/2017			<0.003	<0.003		
6/1/2017					<0.003	<0.003
6/2/2017	<0.003					
7/12/2017	<0.003					
7/14/2017			<0.003	<0.003	<0.003	
7/18/2017						<0.003
3/27/2018	<0.003		<0.003	<0.003	<0.003	
3/28/2018						<0.003
2/25/2019			<0.003			
2/27/2019				<0.003		<0.003
2/28/2019	<0.003					
3/1/2019					<0.003	
2/20/2020	<0.003		<0.003			
2/24/2020				<0.003	<0.003	<0.003
3/19/2020			<0.003	<0.003		
3/20/2020					<0.003	
3/23/2020	<0.003					0.0014 (J)
5/22/2020		<0.003				
6/23/2020		<0.003				
7/28/2020		<0.003				
9/2/2020		<0.003				
9/24/2020	<0.003		<0.003	<0.003		
9/28/2020					0.0005 (J)	0.0005 (J)
10/1/2020		0.0003 (J)				
11/10/2020		0.00061 (J)				
12/15/2020		<0.003				
1/20/2021		<0.003				
2/18/2021	<0.003	<0.003	<0.003	<0.003	<0.003	<0.003
3/24/2021		<0.003	<0.003	<0.003		
3/26/2021					<0.003	
3/29/2021						<0.003
3/30/2021	<0.003					
8/18/2021	<0.003	<0.003	<0.003			
8/19/2021				<0.003		
8/20/2021					<0.003	<0.003
2/9/2022		<0.003				
2/11/2022	0.0021 (J)		<0.003	<0.003		
2/16/2022					<0.003	<0.003
7/26/2022		<0.003				

Confidence Interval

Constituent: Antimony (mg/L) Analysis Run 11/15/2022 8:39 PM View: Confidence Intervals

Plant Bowen Client: Southern Company Data: Bowen AP-1

	BGWC-10	BGWC-14A	BGWC-16	BGWC-17	BGWC-19	BGWC-20
7/27/2022			<0.003	<0.003	<0.003	<0.003
7/28/2022	0.0015 (J)					
Mean	0.002822	0.002608	0.002856	0.002844	0.002861	0.002772
Std. Dev.	0.0004292	0.0009578	0.0006128	0.00066	0.0005893	0.0006807
Upper Lim.	0.003	0.003	0.003	0.003	0.003	0.003
Lower Lim.	0.0022	0.00061	0.0004	0.0002	0.0005	0.0014

Confidence Interval

Constituent: Antimony (mg/L) Analysis Run 11/15/2022 8:39 PM View: Confidence Intervals

Plant Bowen Client: Southern Company Data: Bowen AP-1

	BGWC-21	BGWC-22	BGWC-23	BGWC-24	BGWC-25	BGWC-31
6/8/2016	<0.003	<0.003			<0.003	
6/9/2016			<0.003	<0.003		
8/15/2016					0.0013 (J)	
8/18/2016	<0.003	0.0023 (J)	0.0009 (J)	<0.003		
10/10/2016	<0.003	0.0021 (J)	<0.003	<0.003	<0.003	
12/7/2016			<0.003	<0.003		
12/8/2016	<0.003	<0.003			<0.003	
2/17/2017	<0.003	<0.003				
2/20/2017			<0.003	<0.003	<0.003	
4/19/2017	<0.003		<0.003	<0.003		
4/20/2017		<0.003			<0.003	
6/1/2017	<0.003				<0.003	
6/5/2017		<0.003	<0.003	<0.003		
7/17/2017			<0.003	<0.003	<0.003	
7/18/2017	<0.003					
7/19/2017		<0.003				
3/28/2018	<0.003				<0.003	
3/29/2018		<0.003	<0.003	<0.003		
3/1/2019		<0.003	<0.003	<0.003	<0.003	
2/25/2020		<0.003	<0.003			
2/26/2020	<0.003			<0.003	<0.003	<0.003
3/20/2020	<0.003	<0.003				
3/23/2020			0.00053 (J)			<0.003
3/24/2020					<0.003	
3/25/2020				<0.003		
9/24/2020	<0.003	<0.003	<0.003			
9/25/2020				0.00048 (J)		
9/28/2020					<0.003	0.00038 (J)
2/19/2021	<0.003	0.00028 (J)	0.00031 (J)	0.00036 (J)		
2/22/2021						<0.003
2/23/2021					<0.003	
3/26/2021			<0.003	<0.003	<0.003	
3/29/2021	<0.003	<0.003				<0.003
8/19/2021					<0.003	
8/20/2021	0.0014 (J)					<0.003
8/23/2021		<0.003	0.0029 (J)	0.0028 (J)		
2/14/2022			0.0014 (J)			
2/15/2022		<0.003		0.0048		
2/16/2022	0.0017 (J)				<0.003	<0.003
7/27/2022					<0.003	
7/28/2022	<0.003					<0.003
8/1/2022			0.0022 (J)			
8/2/2022		<0.003		0.015 (o)		
10/21/2022				0.0032 (R)		
Mean	0.002829	0.00276	0.002458	0.002813	0.002906	0.002673
Std. Dev.	0.0004845	0.0006713	0.0009599	0.0009705	0.0004007	0.0009263
Upper Lim.	0.003	0.003	0.003	0.0032	0.003	0.003
Lower Lim.	0.0017	0.0023	0.0014	0.0028	0.0013	0.00038

Confidence Interval

Constituent: Antimony (mg/L) Analysis Run 11/15/2022 8:39 PM View: Confidence Intervals

Plant Bowen Client: Southern Company Data: Bowen AP-1

	BGWC-32	BGWC-34D	BGWC-35D	BGWC-36D	BGWC-37D	BGWC-38D
2/25/2020			<0.003		<0.003	
2/26/2020				<0.003		
2/27/2020	<0.003	<0.003				0.0003 (J)
3/23/2020				<0.003		
3/24/2020	<0.003	<0.003			<0.003	<0.003
3/25/2020			<0.003			
9/2/2020						0.0016 (J)
9/25/2020	0.00039 (J)		0.00064 (J)		0.0022 (J)	
9/28/2020		0.00049 (J)		<0.003		
2/19/2021		<0.003				
2/22/2021			0.00066 (J)		0.00041 (J)	
2/23/2021	0.00036 (J)					
3/8/2021				0.00096 (J)		
3/9/2021						0.00062 (J)
3/25/2021				<0.003		
3/26/2021			<0.003		<0.003	
3/29/2021						<0.003
3/30/2021	<0.003	0.00079 (J)				
8/19/2021						0.01
8/20/2021			<0.003		<0.003	
8/23/2021				<0.003		
8/24/2021		<0.003				
8/25/2021	<0.003					
2/14/2022				<0.003		0.0067
2/16/2022	<0.003	<0.003				
2/17/2022			<0.003		<0.003	
7/28/2022		<0.003	<0.003		<0.003	
7/29/2022	<0.003			<0.003		
8/2/2022						0.0015 (J)
Mean	0.002344	0.00241	0.002413	0.002745	0.002576	0.00334
Std. Dev.	0.001215	0.001095	0.001088	0.0007212	0.000919	0.003358
Upper Lim.	0.003	0.003	0.003	0.003	0.003	0.01
Lower Lim.	0.00036	0.00049	0.00064	0.00096	0.00041	0.0003

Confidence Interval

Constituent: Antimony (mg/L) Analysis Run 11/15/2022 8:39 PM View: Confidence Intervals

Plant Bowen Client: Southern Company Data: Bowen AP-1

	BGWC-40	BGWC-41D	BGWC-42D	BGWC-43D	BGWC-44D	BGWC-49D
2/28/2020	<0.003					
3/25/2020	<0.003					
9/2/2020		0.0014 (J)				
9/3/2020			0.00072 (J)	0.00091 (J)	0.0021 (J)	
9/29/2020	<0.003					
2/18/2021					0.009	
2/22/2021	<0.003	<0.003	0.0019 (J)			
3/8/2021				0.00058 (J)		
3/29/2021				<0.003		
3/30/2021	0.0005 (J)					
3/31/2021		<0.003			0.0026 (J)	
4/1/2021			0.0019 (J)			
4/19/2021						0.00039 (J)
8/18/2021					0.0015 (J)	
8/20/2021			0.00083 (J)			
8/23/2021				<0.003		
8/24/2021	<0.003	0.0014 (J)				<0.003
2/9/2022					<0.003	
2/15/2022		<0.003		<0.003		
2/16/2022	<0.003					
2/17/2022			<0.003			<0.003
7/26/2022					0.0011 (J)	
7/28/2022	<0.003		<0.003			
7/29/2022		<0.003				
8/1/2022				<0.003		<0.003
Mean	0.002688	0.002467	0.001892	0.002248	0.003217	0.002348
Std. Dev.	0.0008839	0.0008262	0.0009957	0.001169	0.002917	0.001305
Upper Lim.	0.003	0.003	0.003	0.003	0.009	0.003
Lower Lim.	0.0005	0.0014	0.00072	0.00058	0.0011	0.00039

Confidence Interval

Constituent: Antimony (mg/L) Analysis Run 11/15/2022 8:39 PM View: Confidence Intervals

Plant Bowen Client: Southern Company Data: Bowen AP-1

	BGWC-50D	BGWC-51	BGWC-52	BGWC-7	BGWC-8	BGWC-9
6/6/2016						<0.003
6/7/2016					<0.003	
6/8/2016				<0.003		
8/10/2016					0.0004 (J)	
8/11/2016				0.0005 (J)		0.0003 (J)
10/4/2016					<0.003	
10/5/2016						<0.003
10/6/2016				0.0015 (J)		
12/2/2016					<0.003	
12/5/2016						<0.003
12/6/2016				<0.003		
2/14/2017					<0.003	
2/15/2017				<0.003		<0.003
4/14/2017					<0.003	
4/17/2017						<0.003
4/18/2017				0.0003 (J)		
5/26/2017					<0.003	<0.003
6/2/2017				<0.003		
7/10/2017					<0.003	
7/11/2017						<0.003
7/14/2017				<0.003		
3/26/2018					<0.003	
3/27/2018				<0.003		<0.003
2/25/2019					<0.003	
2/28/2019				<0.003		
2/19/2020					<0.003	
2/20/2020						<0.003
2/21/2020				0.0016 (J)		
3/18/2020					<0.003	
3/19/2020				<0.003		<0.003
9/23/2020					<0.003	
9/24/2020						<0.003
9/25/2020				<0.003		
1/28/2021		<0.003	0.0019 (J)			
2/16/2021					0.00046 (J)	
2/17/2021						0.00075 (J)
2/18/2021				<0.003		
2/23/2021		<0.003	0.00053 (J)			
3/24/2021					0.00059 (J)	0.00038 (J)
3/30/2021		0.0019 (J)	0.00085 (J)	<0.003		
4/19/2021	0.0019 (J)					
8/18/2021	<0.003				<0.003	0.0014 (J)
8/19/2021				<0.003		
8/23/2021		<0.003	<0.003			
2/9/2022	<0.003					
2/10/2022					<0.003	<0.003
2/11/2022				<0.003		
2/14/2022		<0.003	<0.003			
7/26/2022	<0.003				<0.003	<0.003
7/28/2022			<0.003	<0.003		
8/1/2022		<0.003				
Mean	0.002725	0.002817	0.002047	0.00255	0.002581	0.002461

Confidence Interval

Constituent: Antimony (mg/L) Analysis Run 11/15/2022 8:39 PM View: Confidence Intervals

Plant Bowen Client: Southern Company Data: Bowen AP-1

	BGWC-50D	BGWC-51	BGWC-52	BGWC-7	BGWC-8	BGWC-9
Std. Dev.	0.00055	0.0004491	0.001138	0.0009109	0.0009657	0.001026
Upper Lim.	0.003	0.003	0.003	0.003	0.003	0.003
Lower Lim.	0.0019	0.0019	0.00053	0.0016	0.00059	0.0014

Confidence Interval

Constituent: Arsenic (mg/L) Analysis Run 11/15/2022 8:39 PM View: Confidence Intervals

Plant Bowen Client: Southern Company Data: Bowen AP-1

	BGWA-6	BGWC-10	BGWC-12	BGWC-14A	BGWC-16	BGWC-17
6/6/2016	<0.005					
6/7/2016		0.0039	<0.005		<0.005	<0.005
8/10/2016	<0.005					
8/11/2016					<0.005	<0.005
8/12/2016			0.0009 (J)			
8/16/2016		0.0091				
10/4/2016	<0.005					
10/6/2016			<0.005			
10/7/2016		0.0074			<0.005	<0.005
12/1/2016	<0.005					
12/5/2016			<0.005			
12/6/2016		0.0044 (J)			<0.005	<0.005
2/14/2017	<0.005					
2/15/2017			<0.005			
2/16/2017		0.0081			<0.005	<0.005
4/13/2017	0.0007 (J)					
4/18/2017		0.0084	0.0009 (J)		0.0007 (J)	
4/19/2017						0.0012 (J)
5/25/2017	0.0013 (J)					
5/30/2017					0.0008 (J)	0.0006 (J)
6/2/2017		0.008	0.0015 (J)			
7/7/2017	<0.005					
7/12/2017		0.0063				
7/13/2017			0.0006 (J)			
7/14/2017					0.0008 (J)	<0.005
3/27/2018		0.0064			0.0014 (J)	0.00076 (J)
3/28/2018			0.0015 (J)			
6/12/2018					0.00073 (J)	
6/14/2018		0.0075	0.00096 (J)			<0.005
10/16/2018	0.00095 (J)					
10/17/2018			<0.005			<0.005
10/18/2018		0.0056			<0.005	
2/25/2019					<0.005	
2/27/2019						0.001 (J)
2/28/2019		0.0058	<0.005			
4/1/2019			0.00028 (J)			
4/2/2019	0.00032 (J)	0.0057			0.0003 (J)	0.00024 (J)
9/23/2019	0.0012 (J)					
9/25/2019		0.0058	0.00085 (J)			
9/26/2019					0.00074 (J)	0.0008 (J)
2/18/2020	0.0019 (J)					
2/20/2020		0.0067			0.00042 (J)	
2/24/2020			0.00039 (J)			<0.005
3/19/2020	<0.005		0.00036 (J)		<0.005	<0.005
3/23/2020		0.0049 (J)				
5/22/2020				0.001 (J)		
6/23/2020				<0.005		
7/28/2020				0.0011 (J)		
9/2/2020				<0.005		
9/23/2020	<0.005					
9/24/2020		0.006			<0.005	<0.005
9/25/2020			<0.005			

Confidence Interval

Constituent: Arsenic (mg/L) Analysis Run 11/15/2022 8:39 PM View: Confidence Intervals

Plant Bowen Client: Southern Company Data: Bowen AP-1

	BGWA-6	BGWC-10	BGWC-12	BGWC-14A	BGWC-16	BGWC-17
10/1/2020				<0.005		
11/10/2020				<0.005		
12/15/2020				<0.005		
1/20/2021				<0.005		
2/18/2021	0.0011 (J)	0.0054		<0.005	<0.005	<0.005
2/19/2021			0.0011 (J)			
3/24/2021			0.002 (J)	0.002 (J)	0.0013 (J)	0.0017 (J)
3/30/2021		0.0053				
3/31/2021	<0.005					
8/16/2021	<0.005					
8/18/2021		0.0083	0.0039 (J)	0.0034 (J)	<0.005	
8/19/2021						0.0014 (J)
2/9/2022	<0.005			<0.005		
2/11/2022		0.0094	<0.005		<0.005	<0.005
7/26/2022	<0.005			<0.005		
7/27/2022			0.0028 (J)		<0.005	<0.005
7/28/2022		0.005				
Mean	0.003551	0.006518	0.002638	0.004038	0.003281	0.003532
Std. Dev.	0.00197	0.001544	0.001996	0.001601	0.002126	0.002006
Upper Lim.	0.005	0.008	0.005	0.005	0.005	0.005
Lower Lim.	0.0011	0.0054	0.00085	0.0011	0.00074	0.0012

Confidence Interval

Constituent: Arsenic (mg/L) Analysis Run 11/15/2022 8:39 PM View: Confidence Intervals

Plant Bowen Client: Southern Company Data: Bowen AP-1

	BGWC-18	BGWC-19	BGWC-20	BGWC-21	BGWC-22	BGWC-23
6/8/2016	<0.005	0.00046 (J)	0.0011 (J)	0.0015	0.0012 (J)	
6/9/2016						0.0012 (J)
8/12/2016	<0.005	0.0008 (J)	0.0017 (J)			
8/18/2016				<0.005	0.0022 (J)	0.003 (J)
10/7/2016	<0.005	<0.005				
10/10/2016			<0.005	<0.005	0.002 (J)	0.0021 (J)
12/6/2016	<0.005					
12/7/2016		<0.005	<0.005			0.0023 (J)
12/8/2016				<0.005	<0.005	
2/16/2017	<0.005	<0.005				
2/17/2017			<0.005	<0.005	0.0023 (J)	
2/20/2017						0.0025 (J)
4/19/2017	0.0013 (J)	0.0015 (J)	0.002 (J)	0.002 (J)		0.0032 (J)
4/20/2017					0.0028 (J)	
6/1/2017	0.0005 (J)	0.0008 (J)	0.0017 (J)	0.0011 (J)		
6/5/2017					0.0035 (J)	0.0043 (J)
7/14/2017	<0.005	0.0006 (J)				
7/17/2017						0.0017 (J)
7/18/2017			0.0018 (J)	0.0015 (J)		
7/19/2017					0.0028 (J)	
3/27/2018	0.00066 (J)	0.00082 (J)				
3/28/2018			0.0018 (J)	0.0012 (J)		
3/29/2018					0.0037 (J)	0.0028 (J)
6/13/2018			0.0015 (J)			0.0019 (J)
6/14/2018	<0.005			0.00087 (J)	0.0027 (J)	
6/15/2018		0.00074 (J)				
10/18/2018	<0.005					
10/19/2018		<0.005		0.00059 (J)		
10/22/2018			<0.005		0.0016 (J)	0.0015 (J)
2/27/2019	0.00083 (J)		0.0014 (J)			
3/1/2019		<0.005			0.0011 (J)	0.0023 (J)
4/2/2019	0.00015 (J)					
4/3/2019		0.00017 (J)	0.00027 (J)	0.00038 (J)	0.0021 (J)	0.00093 (J)
9/26/2019	0.00046 (J)	0.00067 (J)	0.00087 (J)			
9/27/2019					0.0013 (J)	0.00096 (J)
9/30/2019				<0.005		
2/24/2020	<0.005	<0.005	0.00057 (J)			
2/25/2020					0.0014 (J)	0.0012 (J)
2/26/2020				0.00047 (J)		
3/20/2020	<0.005	<0.005		<0.005	0.0015 (J)	
3/23/2020			<0.005			0.0027 (J)
9/24/2020	<0.005			<0.005	0.0019 (J)	0.001 (J)
9/28/2020		<0.005	<0.005			
2/18/2021	<0.005	<0.005	0.0016 (J)			
2/19/2021				0.00079 (J)	0.0039 (J)	0.0049 (J)
3/24/2021	0.0014 (J)					
3/26/2021		<0.005				<0.005
3/29/2021			<0.005	<0.005	<0.005	
8/19/2021	0.002 (J)					
8/20/2021		<0.005	<0.005	<0.005		
8/23/2021					0.0036 (J)	0.0043 (J)
2/14/2022						0.0065

Confidence Interval

Constituent: Arsenic (mg/L) Analysis Run 11/15/2022 8:39 PM View: Confidence Intervals

Plant Bowen Client: Southern Company Data: Bowen AP-1

	BGWC-18	BGWC-19	BGWC-20	BGWC-21	BGWC-22	BGWC-23
2/15/2022					0.007	
2/16/2022	<0.005	0.0022 (J)	0.0031 (J)	0.002 (J)		
7/27/2022	<0.005	<0.005	<0.005			
7/28/2022				<0.005		
8/1/2022						0.0085
8/2/2022					0.0033 (J)	
Mean	0.003514	0.003125	0.002928	0.002971	0.002814	0.002945
Std. Dev.	0.002043	0.002135	0.001844	0.002023	0.001481	0.001948
Upper Lim.	0.005	0.005	0.005	0.005	0.0036	0.0043
Lower Lim.	0.0013	0.00074	0.0015	0.00087	0.0016	0.0015

Confidence Interval

Constituent: Arsenic (mg/L) Analysis Run 11/15/2022 8:39 PM View: Confidence Intervals

Plant Bowen Client: Southern Company Data: Bowen AP-1

	BGWC-24	BGWC-25	BGWC-30	BGWC-31	BGWC-32	BGWC-34D
6/8/2016		0.0037				
6/9/2016	0.0016					
8/15/2016		0.003 (J)				
8/18/2016	0.0054					
10/10/2016	0.0079	0.0026 (J)				
12/7/2016	0.0121					
12/8/2016		<0.005				
1/23/2017			<0.005			
2/7/2017			<0.005			
2/20/2017	0.0063	0.0029 (J)				
3/27/2017			0.0019 (J)			
4/17/2017			0.0017 (J)			
4/19/2017	0.0051					
4/20/2017		0.0024 (J)				
5/22/2017			0.0034 (J)			
6/1/2017		0.0025 (J)				
6/5/2017	0.0072		0.0039 (J)			
7/11/2017			0.0016 (J)			
7/17/2017	0.0031 (J)	0.0021 (J)				
8/23/2017			0.001 (J)			
3/26/2018			0.0015 (J)			
3/28/2018		0.0019 (J)				
3/29/2018	0.0075 (J)					
6/13/2018	0.0045 (J)					
6/14/2018		0.0022 (J)				
6/15/2018			0.00089 (J)			
10/18/2018				0.0034 (J)		
10/19/2018						0.013
10/22/2018	0.0027 (J)	0.0026 (J)	0.00064 (J)		0.00076 (J)	
1/14/2019						0.017
3/1/2019	0.0032 (J)	0.0022 (J)	<0.005			
3/4/2019						0.02
4/2/2019			0.00024 (J)			
4/3/2019	0.0019 (J)					
4/4/2019		0.0016 (J)		0.0036 (J)		0.015
4/5/2019					0.00093 (J)	
9/24/2019				0.0055		0.016
9/26/2019					0.0018 (J)	
9/27/2019			0.00042 (J)			
9/30/2019	0.0027 (J)	0.002 (J)				
2/26/2020	0.0013 (J)	0.0018 (J)	0.00053 (J)	0.0037 (J)		
2/27/2020					0.00081 (J)	0.017
3/23/2020			<0.005	0.0054		
3/24/2020		0.0013 (J)			0.0017 (J)	0.02
3/25/2020	<0.005					
9/25/2020	0.0023 (J)		<0.005		0.00093 (J)	
9/28/2020		0.0028 (J)		0.0044 (J)		0.018
2/19/2021	0.0054					0.015
2/22/2021				0.0049 (J)		
2/23/2021		0.004 (J)			0.0032 (J)	
3/8/2021			<0.005			
3/25/2021			0.0015 (J)			

Confidence Interval

Constituent: Arsenic (mg/L) Analysis Run 11/15/2022 8:39 PM View: Confidence Intervals

Plant Bowen Client: Southern Company Data: Bowen AP-1

	BGWC-24	BGWC-25	BGWC-30	BGWC-31	BGWC-32	BGWC-34D
3/26/2021	<0.005	0.0025 (J)				
3/29/2021				0.0038 (J)		
3/30/2021					<0.005	0.016
8/19/2021		0.0019 (J)	<0.005			
8/20/2021				0.0054		
8/23/2021	0.0032 (J)					
8/24/2021						0.017
8/25/2021					0.0029 (J)	
2/14/2022			<0.005			
2/15/2022	0.0073					
2/16/2022		0.0055		0.007	0.0041 (J)	0.02
7/27/2022		0.0027 (J)				
7/28/2022				0.0051		0.015
7/29/2022					<0.005	
8/1/2022			0.0034 (J)			
8/2/2022	<0.005					
10/21/2022	0.003 (JR)					
Mean	0.004726	0.002691	0.002846	0.004745	0.002466	0.01685
Std. Dev.	0.002546	0.001041	0.001907	0.00109	0.001663	0.002193
Upper Lim.	0.0063	0.0029	0.005	0.0055	0.005	0.02
Lower Lim.	0.0027	0.002	0.001	0.0036	0.00081	0.015

Confidence Interval

Constituent: Arsenic (mg/L) Analysis Run 11/15/2022 8:39 PM View: Confidence Intervals

Plant Bowen Client: Southern Company Data: Bowen AP-1

	BGWC-35D	BGWC-36D	BGWC-37D	BGWC-38D	BGWC-39	BGWC-40
10/17/2018		0.00082 (J)				
10/22/2018	0.0019 (J)					
4/2/2019		0.00039 (J)				
4/4/2019	0.0018 (J)					
9/26/2019	0.0035 (J)					
9/27/2019		0.00064 (J)				
2/25/2020	0.0013 (J)		0.04			
2/26/2020		<0.005				
2/27/2020				0.0021 (J)	0.00055 (J)	
2/28/2020						0.00062 (J)
3/23/2020		<0.005				
3/24/2020			0.028	0.0054	<0.005	
3/25/2020	0.00046 (J)					0.00051 (J)
9/2/2020				0.0012 (J)		
9/25/2020	0.0021 (J)		0.033			
9/28/2020		<0.005				
9/29/2020					<0.005	<0.005
2/22/2021	0.0034 (J)		0.019		0.0026 (J)	0.0024 (J)
3/8/2021		0.00096 (J)				
3/9/2021				0.0021 (J)		
3/25/2021		0.0021 (J)				
3/26/2021	0.002 (J)		0.013			
3/29/2021				0.0019 (J)		
3/30/2021						<0.005
3/31/2021					<0.005	
8/19/2021				<0.005		
8/20/2021	0.0021 (J)		0.014			
8/23/2021		0.0018 (J)				
8/24/2021					0.0028 (J)	0.0021 (J)
2/14/2022		<0.005		0.0036 (J)		
2/16/2022					0.0052	0.0032 (J)
2/17/2022	0.0065		0.011			
7/28/2022	<0.005		0.013			<0.005
7/29/2022		<0.005				
8/2/2022				0.0025 (J)	0.0055	
Mean	0.002733	0.002883	0.02138	0.002975	0.003956	0.002979
Std. Dev.	0.001746	0.002083	0.01091	0.001532	0.001772	0.001892
Upper Lim.	0.005	0.005	0.04	0.0054	0.0055	0.005
Lower Lim.	0.0013	0.00064	0.011	0.0012	0.00055	0.00051

Confidence Interval

Constituent: Arsenic (mg/L) Analysis Run 11/15/2022 8:39 PM View: Confidence Intervals

Plant Bowen Client: Southern Company Data: Bowen AP-1

	BGWC-41D	BGWC-42D	BGWC-43D	BGWC-44D	BGWC-49D	BGWC-50D
9/2/2020	0.00092 (J)					
9/3/2020		0.0023 (J)	0.00099 (J)	0.0033 (J)		
2/18/2021				0.0078		
2/22/2021	0.0033 (J)	0.0068				
3/8/2021			0.0013 (J)			
3/29/2021			0.001 (J)			
3/31/2021	0.0017 (J)			0.0043 (J)		
4/1/2021		0.002 (J)				
4/19/2021					0.0023 (J)	0.0032 (J)
8/18/2021				0.0019 (J)		0.0018 (J)
8/20/2021		0.0064				
8/23/2021			0.0022 (J)			
8/24/2021	0.0027 (J)				0.003 (J)	
2/9/2022				0.0062		0.0023 (J)
2/15/2022	0.0062		0.0048 (J)			
2/17/2022		0.009			0.0057	
7/26/2022				0.0041 (J)		0.0035 (J)
7/28/2022		0.0033 (J)				
7/29/2022	0.0034 (J)					
8/1/2022			0.0045 (J)		0.0076	
Mean	0.003037	0.004967	0.002465	0.0046	0.00465	0.0027
Std. Dev.	0.001821	0.002842	0.001752	0.002103	0.002453	0.0007874
Upper Lim.	0.0062	0.009	0.0048	0.0078	0.0076	0.0035
Lower Lim.	0.00092	0.002	0.00099	0.0019	0.0023	0.0018

Confidence Interval

Constituent: Arsenic (mg/L) Analysis Run 11/15/2022 8:39 PM View: Confidence Intervals

Plant Bowen Client: Southern Company Data: Bowen AP-1

	BGWC-51	BGWC-52	BGWC-7	BGWC-8	BGWC-9
6/6/2016					0.0022
6/7/2016				0.00018 (J)	
6/8/2016			0.0024		
8/10/2016				<0.005	
8/11/2016			0.0024 (J)		0.0028 (J)
10/4/2016				<0.005	
10/5/2016					0.002 (J)
10/6/2016			<0.005		
12/2/2016				<0.005	
12/5/2016					<0.005
12/6/2016			<0.005		
2/14/2017				<0.005	
2/15/2017			0.003 (J)		0.0033 (J)
4/14/2017				0.0007 (J)	
4/17/2017					0.0028 (J)
4/18/2017			0.0029 (J)		
5/26/2017				0.0008 (J)	0.0035 (J)
6/2/2017			0.0031 (J)		
7/10/2017				0.0011 (J)	
7/11/2017					0.0033 (J)
7/14/2017			0.0017 (J)		
3/26/2018				0.0009 (J)	
3/27/2018			0.0028 (J)		0.0021 (J)
6/12/2018				0.00065 (J)	0.0015 (J)
6/13/2018			0.0023 (J)		
10/16/2018				0.00064 (J)	
10/17/2018					0.0035 (J)
10/18/2018			0.0015 (J)		
2/25/2019				<0.005	
2/28/2019			0.0011 (J)		
4/1/2019				0.00041 (J)	0.0026 (J)
4/2/2019			0.0016 (J)		
9/24/2019			0.0031 (J)	0.00047 (J)	0.0033 (J)
2/19/2020				0.0011 (J)	
2/20/2020					0.0019 (J)
2/21/2020			0.0018 (J)		
3/18/2020				0.00042 (J)	
3/19/2020			0.0018 (J)		0.0014 (J)
9/23/2020				<0.005	
9/24/2020					0.0021 (J)
9/25/2020			0.0025 (J)		
1/28/2021	0.0012 (J)	0.00099 (J)			
2/16/2021				<0.005	
2/17/2021					0.0019 (J)
2/18/2021			0.0026 (J)		
2/23/2021	0.0048 (J)	0.0028 (J)			
3/24/2021				0.0012 (J)	0.0025 (J)
3/30/2021	0.0065 (J)	0.001 (J)	0.0017 (J)		
8/18/2021				0.0014 (J)	0.0025 (J)
8/19/2021			0.0045 (J)		
8/23/2021	0.0033 (J)	0.002 (J)			
2/10/2022				<0.005	0.0018 (J)

Confidence Interval

Constituent: Arsenic (mg/L) Analysis Run 11/15/2022 8:39 PM View: Confidence Intervals

Plant Bowen Client: Southern Company Data: Bowen AP-1

	BGWC-51	BGWC-52	BGWC-7	BGWC-8	BGWC-9
2/11/2022			0.0022 (J)		
2/14/2022	<0.005	<0.005			
7/26/2022				<0.005	<0.005
7/28/2022		<0.005	0.0024 (J)		
8/1/2022	<0.005				
Mean	0.0043	0.002798	0.002609	0.002499	0.002714
Std. Dev.	0.001826	0.001835	0.001061	0.002147	0.0009931
Upper Lim.	0.0065	0.005	0.003	0.005	0.0033
Lower Lim.	0.0012	0.00099	0.0018	0.00065	0.0019

Confidence Interval

Constituent: Barium (mg/L) Analysis Run 11/15/2022 8:39 PM View: Confidence Intervals

Plant Bowen Client: Southern Company Data: Bowen AP-1

	BGWA-6	BGWC-10	BGWC-12	BGWC-14A	BGWC-16	BGWC-17
6/6/2016	0.015					
6/7/2016		0.091	0.027		0.027	0.017
8/10/2016	0.0142					
8/11/2016					0.0292	0.0152
8/12/2016			0.026			
8/16/2016		0.0667				
10/4/2016	0.0137					
10/6/2016			0.0308			
10/7/2016		0.0631			0.0295	0.0225
12/1/2016	0.0144					
12/5/2016			0.0258			
12/6/2016		0.0659			0.0367	0.0171
2/14/2017	0.0114					
2/15/2017			0.029			
2/16/2017		0.0621			0.0315	0.0187
4/13/2017	0.0115					
4/18/2017		0.0545	0.0294		0.0272	
4/19/2017						0.0183
5/25/2017	0.0122					
5/30/2017					0.0316	0.0179
6/2/2017		0.0555	0.0354			
7/7/2017	0.012					
7/12/2017		0.0572				
7/13/2017			0.0329			
7/14/2017					0.029	0.0191
3/27/2018		0.051			0.027	0.015
3/28/2018			0.034			
6/12/2018					0.029	
6/14/2018		0.053	0.032			0.016
10/16/2018	0.011					
10/17/2018			0.033			0.015
10/18/2018		0.053			0.026	
2/25/2019					0.028	
2/27/2019						0.014
2/28/2019		0.053	0.033			
4/1/2019			0.023			
4/2/2019	0.011	0.045			0.025	0.015
9/23/2019	0.012					
9/25/2019		0.047	0.035			
9/26/2019					0.031	0.023
2/18/2020	0.012					
2/20/2020		0.049			0.026	
2/24/2020			0.033			0.014
3/19/2020	0.013		0.034		0.027	0.017
3/23/2020		0.042				
5/22/2020				0.036		
6/23/2020				0.029		
7/28/2020				0.049		
9/2/2020				0.04		
9/23/2020	0.01					
9/24/2020		0.041			0.028	0.022
9/25/2020			0.038			

Confidence Interval

Constituent: Barium (mg/L) Analysis Run 11/15/2022 8:39 PM View: Confidence Intervals

Plant Bowen Client: Southern Company Data: Bowen AP-1

	BGWA-6	BGWC-10	BGWC-12	BGWC-14A	BGWC-16	BGWC-17
10/1/2020				0.039		
11/10/2020				0.037		
12/15/2020				0.042		
1/20/2021				0.042		
2/18/2021	0.012	0.039		0.036	0.028	0.017
2/19/2021			0.043			
3/24/2021			0.039	0.032	0.028	0.018
3/30/2021		0.041				
3/31/2021	0.052					
8/16/2021	0.044					
8/18/2021		0.036	0.042	0.04	0.027	
8/19/2021						0.015
2/9/2022	0.043			0.022		
2/11/2022		0.044	0.043		0.03	0.015
7/26/2022	0.016			0.038		
7/27/2022			0.045		0.033	0.015
7/28/2022		0.042				
Mean	0.01792	0.05236	0.03379	0.03708	0.02885	0.01713
Std. Dev.	0.01284	0.01238	0.005999	0.006664	0.002676	0.002654
Upper Lim.	0.016	0.0572	0.038	0.042	0.03	0.0183
Lower Lim.	0.0114	0.042	0.0294	0.029	0.027	0.015

Confidence Interval

Constituent: Barium (mg/L) Analysis Run 11/15/2022 8:39 PM View: Confidence Intervals

Plant Bowen Client: Southern Company Data: Bowen AP-1

	BGWC-18	BGWC-19	BGWC-20	BGWC-21	BGWC-22	BGWC-23
6/8/2016	0.039	0.036	0.036	0.054	0.092	
6/9/2016						0.11
8/12/2016	0.031	0.0412	0.0283			
8/18/2016				0.0479	0.0953	0.0893
10/7/2016	0.0427	0.0427				
10/10/2016			0.0288	0.0433	0.0954	0.0839
12/6/2016	0.0398					
12/7/2016		0.0338	0.0279			0.0912
12/8/2016				0.0474	0.0991	
2/16/2017	0.0309	0.0407				
2/17/2017			0.0316	0.0483	0.0927	
2/20/2017						0.0813
4/19/2017	0.0325	0.042	0.0367	0.0486		0.087
4/20/2017					0.086	
6/1/2017	0.0331	0.0341	0.0361	0.0468		
6/5/2017					0.0875	0.084
7/14/2017	0.0349	0.0405				
7/17/2017						0.0809
7/18/2017			0.0346	0.0494		
7/19/2017					0.0877	
3/27/2018	0.027	0.029				
3/28/2018			0.03	0.043		
3/29/2018					0.088	0.085
6/13/2018			0.031			0.091
6/14/2018	0.032			0.042	0.093	
6/15/2018		0.032				
10/18/2018	0.033					
10/19/2018		0.037		0.038		
10/22/2018			0.03		0.088	0.087
2/27/2019	0.027		0.032			
3/1/2019		0.028			0.087	0.097
4/2/2019	0.028					
4/3/2019		0.033	0.029	0.033	0.082	0.087
9/26/2019	0.042	0.049	0.032			
9/27/2019					0.095	0.11
9/30/2019				0.036		
2/24/2020	0.028	0.024	0.033			
2/25/2020					0.062	0.12
2/26/2020				0.024		
3/20/2020	0.031	0.034		0.03	0.075	
3/23/2020			0.032			0.11
9/24/2020	0.031			0.031	0.093	0.12
9/28/2020		0.03	0.032			
2/18/2021	0.034	0.026	0.039			
2/19/2021				0.03	0.086	0.12
3/24/2021	0.031					
3/26/2021		0.028				0.12
3/29/2021			0.033	0.025	0.079	
8/19/2021	0.029					
8/20/2021		0.035	0.034	0.024		
8/23/2021					0.073	0.11
2/14/2022						0.11

Confidence Interval

Constituent: Barium (mg/L) Analysis Run 11/15/2022 8:39 PM View: Confidence Intervals

Plant Bowen Client: Southern Company Data: Bowen AP-1

	BGWC-18	BGWC-19	BGWC-20	BGWC-21	BGWC-22	BGWC-23
2/15/2022					0.074	
2/16/2022	0.032	0.036	0.035	0.028		
7/27/2022	0.029	0.039	0.032			
7/28/2022				0.025		
8/1/2022						0.099
8/2/2022					0.074	
Mean	0.03263	0.03505	0.03245	0.03784	0.08567	0.0988
Std. Dev.	0.004555	0.00619	0.002928	0.009932	0.009353	0.01433
Upper Lim.	0.034	0.0405	0.0346	0.0479	0.093	0.11
Lower Lim.	0.029	0.03	0.03	0.028	0.079	0.085

Confidence Interval

Constituent: Barium (mg/L) Analysis Run 11/15/2022 8:39 PM View: Confidence Intervals

Plant Bowen Client: Southern Company Data: Bowen AP-1

	BGWC-24	BGWC-25	BGWC-30	BGWC-31	BGWC-32	BGWC-34D
6/8/2016		0.038				
6/9/2016	0.14					
8/15/2016		0.0321				
8/18/2016	0.113					
10/10/2016	0.0888	0.0283				
12/7/2016	0.0289					
12/8/2016		0.0294				
1/23/2017			0.237			
2/7/2017			0.191			
2/20/2017	0.0999	0.0275				
3/27/2017			0.197			
4/17/2017			0.192			
4/19/2017	0.114					
4/20/2017		0.0279				
5/22/2017			0.197			
6/1/2017		0.0313				
6/5/2017	0.135		0.201			
7/11/2017			0.179			
7/17/2017	0.134	0.0251				
8/23/2017			0.15			
3/26/2018			0.1			
3/28/2018		0.018				
3/29/2018	0.08					
6/13/2018	0.1					
6/14/2018		0.019				
6/15/2018			0.087			
10/18/2018				0.055		
10/19/2018						0.038
10/22/2018	0.1	0.018	0.1		0.096	
3/1/2019	0.12	0.021	0.078			
4/2/2019			0.075			
4/3/2019	0.095					
4/4/2019		0.016		0.032		0.031
4/5/2019					0.085	
9/24/2019				0.038		0.036
9/26/2019					0.12	
9/27/2019			0.08			
9/30/2019	0.098	0.016				
2/26/2020	0.1	0.015	0.062	0.033		
2/27/2020					0.092	0.036
3/23/2020			0.075	0.038		
3/24/2020		0.015			0.094	0.043
3/25/2020	0.096					
9/25/2020	0.088		0.07		0.14	
9/28/2020		0.016		0.038		0.042
2/19/2021	0.081					0.053
2/22/2021				0.041		
2/23/2021		0.019			0.13	
3/8/2021			0.074			
3/25/2021			0.06			
3/26/2021	0.075	0.018				
3/29/2021				0.039		

Confidence Interval

Constituent: Barium (mg/L) Analysis Run 11/15/2022 8:39 PM View: Confidence Intervals

Plant Bowen Client: Southern Company Data: Bowen AP-1

	BGWC-24	BGWC-25	BGWC-30	BGWC-31	BGWC-32	BGWC-34D
3/30/2021					0.13	0.048
8/19/2021		0.019	0.094			
8/20/2021				0.041		
8/23/2021	0.077					
8/24/2021						0.048
8/25/2021					0.099	
2/14/2022			0.072			
2/15/2022	0.077					
2/16/2022		0.019		0.042	0.096	0.052
7/27/2022		0.016				
7/28/2022				0.039		0.051
7/29/2022					0.09	
8/1/2022			0.061			
8/2/2022	0.022					
10/21/2022	0.057 (R)					
Mean	0.09216	0.02203	0.1196	0.03964	0.1065	0.04345
Std. Dev.	0.02945	0.006693	0.05938	0.005971	0.01946	0.007488
Upper Lim.	0.113	0.0279	0.191	0.042	0.13	0.052
Lower Lim.	0.077	0.016	0.074	0.033	0.09	0.036

Confidence Interval

Constituent: Barium (mg/L) Analysis Run 11/15/2022 8:39 PM View: Confidence Intervals

Plant Bowen Client: Southern Company Data: Bowen AP-1

	BGWC-35D	BGWC-36D	BGWC-37D	BGWC-38D	BGWC-39	BGWC-40
10/17/2018		0.11				
10/22/2018	0.065					
4/2/2019		0.074				
4/4/2019	0.071					
9/26/2019	0.085					
9/27/2019		0.084				
2/25/2020	0.099		0.12			
2/26/2020		0.064				
2/27/2020				0.24	0.06	
2/28/2020						0.045
3/23/2020		0.062				
3/24/2020			0.1	0.17	0.04	
3/25/2020	0.12					0.048
9/2/2020				0.19		
9/25/2020	0.11		0.1			
9/28/2020		0.067				
9/29/2020					0.096	0.047
2/22/2021	0.091		0.09		0.054	0.061
3/8/2021		0.073				
3/9/2021				0.096		
3/25/2021		0.073				
3/26/2021	0.07		0.089			
3/29/2021				0.082		
3/30/2021						0.06
3/31/2021					0.06	
8/19/2021				0.14		
8/20/2021	0.069		0.09			
8/23/2021		0.066				
8/24/2021					0.065	0.053
2/14/2022		0.064		0.15		
2/16/2022					0.067	0.055
2/17/2022	0.071		0.087			
7/28/2022	0.06		0.094			0.047
7/29/2022		0.062				
8/2/2022				0.12	0.07	
Mean	0.08282	0.07264	0.09625	0.1485	0.064	0.052
Std. Dev.	0.01982	0.01407	0.01078	0.05158	0.01594	0.006211
Upper Lim.	0.11	0.084	0.12	0.24	0.096	0.061
Lower Lim.	0.065	0.062	0.087	0.082	0.04	0.045

Confidence Interval

Constituent: Barium (mg/L) Analysis Run 11/15/2022 8:39 PM View: Confidence Intervals

Plant Bowen Client: Southern Company Data: Bowen AP-1

	BGWC-41D	BGWC-42D	BGWC-43D	BGWC-44D	BGWC-49D	BGWC-50D
9/2/2020	0.046					
9/3/2020		0.087	0.083	0.02		
2/18/2021				0.026		
2/22/2021	0.053	0.13				
3/8/2021			0.068			
3/29/2021			0.065			
3/31/2021	0.058			0.025		
4/1/2021		0.058				
4/19/2021					0.077	0.033
8/18/2021				0.021		0.028
8/20/2021		0.12				
8/23/2021			0.07			
8/24/2021	0.06				0.094	
2/9/2022				0.023		0.049
2/15/2022	0.063		0.076			
2/17/2022		0.12			0.077	
7/26/2022				0.022		0.051
7/28/2022		0.084				
7/29/2022	0.06					
8/1/2022			0.066		0.062	
Mean	0.05667	0.09983	0.07133	0.02283	0.0775	0.04025
Std. Dev.	0.006186	0.02789	0.006919	0.002317	0.01308	0.01147
Upper Lim.	0.063	0.13	0.083	0.026	0.094	0.051
Lower Lim.	0.046	0.058	0.065	0.02	0.062	0.028

Confidence Interval

Constituent: Barium (mg/L) Analysis Run 11/15/2022 8:39 PM View: Confidence Intervals

Plant Bowen Client: Southern Company Data: Bowen AP-1

	BGWC-51	BGWC-52	BGWC-7	BGWC-8	BGWC-9
6/6/2016					0.034
6/7/2016				0.0051	
6/8/2016			0.048		
8/10/2016				0.0264	
8/11/2016			0.0428		0.0305
10/4/2016				0.0316	
10/5/2016					0.0289
10/6/2016			0.0404		
12/2/2016				0.026	
12/5/2016					0.0269
12/6/2016			0.0385		
2/14/2017				0.0299	
2/15/2017			0.039		0.0299
4/14/2017				0.0275	
4/17/2017					0.0318
4/18/2017			0.0392		
5/26/2017				0.0328	0.0341
6/2/2017			0.0407		
7/10/2017				0.0305	
7/11/2017					0.0355
7/14/2017			0.0394		
3/26/2018				0.029	
3/27/2018			0.039		0.026
6/12/2018				0.031	0.024
6/13/2018			0.038		
10/16/2018				0.034	
10/17/2018					0.037
10/18/2018			0.037		
2/25/2019				0.03	
2/28/2019			0.041		
4/1/2019				0.025	0.027
4/2/2019			0.031		
9/24/2019			0.035	0.03	0.035
2/19/2020				0.032	
2/20/2020					0.025
2/21/2020			0.03		
3/18/2020				0.028	
3/19/2020			0.031		0.028
9/23/2020				0.029	
9/24/2020					0.031
9/25/2020			0.03		
1/28/2021	0.061	0.076			
2/16/2021				0.028	
2/17/2021					0.03
2/18/2021			0.031		
2/23/2021	0.054	0.095			
3/24/2021				0.027	0.026
3/30/2021	0.051	0.084	0.035		
8/18/2021				0.029	0.025
8/19/2021			0.028		
8/23/2021	0.044	0.063			
2/10/2022				0.027	0.026

Confidence Interval

Constituent: Barium (mg/L) Analysis Run 11/15/2022 8:39 PM View: Confidence Intervals

Plant Bowen Client: Southern Company Data: Bowen AP-1

	BGWC-51	BGWC-52	BGWC-7	BGWC-8	BGWC-9
2/11/2022			0.029		
2/14/2022	0.011	0.029			
7/26/2022				0.029	0.029
7/28/2022		0.021	0.028		
8/1/2022	0.0081				
Mean	0.03818	0.06133	0.03595	0.02808	0.02955
Std. Dev.	0.02286	0.03012	0.005493	0.00561	0.003848
Upper Lim.	0.061	0.095	0.0394	0.0305	0.034
Lower Lim.	0.0081	0.021	0.03	0.027	0.026

Confidence Interval

Constituent: Beryllium (mg/L) Analysis Run 11/15/2022 8:39 PM View: Confidence Intervals

Plant Bowen Client: Southern Company Data: Bowen AP-1

	BGWC-12	BGWC-16	BGWC-17	BGWC-18	BGWC-19	BGWC-22
6/7/2016	<0.0005	<0.0005	<0.0005			
6/8/2016				<0.0005	<0.0005	<0.0005
8/11/2016		<0.0005	<0.0005			
8/12/2016	<0.0005			<0.0005	<0.0005	
8/18/2016						<0.0005
10/6/2016	<0.0005					
10/7/2016		<0.0005	<0.0005	<0.0005	<0.0005	
10/10/2016						<0.0005
12/5/2016	<0.0005					
12/6/2016		<0.0005	<0.0005	<0.0005		
12/7/2016					<0.0005	
12/8/2016						<0.0005
2/15/2017	<0.0005					
2/16/2017		<0.0005	<0.0005	<0.0005	<0.0005	
2/17/2017						<0.0005
4/18/2017	<0.0005	<0.0005				
4/19/2017			<0.0005	<0.0005	8E-05 (J)	
4/20/2017						<0.0005
5/30/2017		<0.0005	<0.0005			
6/1/2017				9E-05 (J)	7E-05 (J)	
6/2/2017	<0.0005					
6/5/2017						<0.0005
7/13/2017	<0.0005					
7/14/2017		<0.0005	<0.0005	<0.0005	<0.0005	
7/19/2017						<0.0005
3/27/2018		<0.0005	<0.0005	<0.0005	<0.0005	
3/28/2018	<0.0005					
3/29/2018						<0.0005
2/25/2019		8.7E-05 (J)				
2/27/2019			<0.0005	0.00011 (J)		
2/28/2019	7.6E-05 (J)					
3/1/2019					<0.0005	0.00012 (J)
4/1/2019	<0.0005					
4/2/2019		6.3E-05 (J)	<0.0005	5.2E-05 (J)		
4/3/2019					<0.0005	6.7E-05 (J)
9/25/2019	<0.0005					
9/26/2019		8E-05 (J)	<0.0005	<0.0005	<0.0005	
9/27/2019						9.9E-05 (J)
2/20/2020		0.00012 (J)				
2/24/2020	<0.0005		<0.0005	<0.0005	<0.0005	
2/25/2020						9.3E-05 (J)
3/19/2020	<0.0005	0.00012 (J)	<0.0005			
3/20/2020				7.6E-05 (J)	<0.0005	8.8E-05 (J)
9/24/2020		0.00011 (J)	5.4E-05 (J)	<0.0005		0.00012 (J)
9/25/2020	<0.0005					
9/28/2020					8.8E-05 (J)	
2/18/2021		0.00013 (J)	6.5E-05 (J)	6.8E-05 (J)	5.2E-05 (J)	
2/19/2021	4.6E-05 (J)					0.00013 (J)
3/24/2021	<0.0005	0.00014 (J)	<0.0005	6.1E-05 (J)		
3/26/2021					5.5E-05 (J)	
3/29/2021						0.00011 (J)
8/18/2021	<0.0005	0.00013 (J)				

Confidence Interval

Constituent: Beryllium (mg/L) Analysis Run 11/15/2022 8:39 PM View: Confidence Intervals

Plant Bowen Client: Southern Company Data: Bowen AP-1

	BGWC-12	BGWC-16	BGWC-17	BGWC-18	BGWC-19	BGWC-22
8/19/2021			6.1E-05 (J)	<0.0005		
8/20/2021					8.7E-05 (J)	
8/23/2021						0.00011 (J)
2/11/2022	<0.0005	0.00013 (J)	<0.0005			
2/15/2022						0.00012 (J)
2/16/2022				6.3E-05 (J)	0.0001 (J)	
7/27/2022	<0.0005	0.00017 (J)	5.8E-05 (J)	<0.0005	6.1E-05 (J)	
8/2/2022						0.00012 (J)
Mean	0.0004561	0.000289	0.0004119	0.000351	0.0003297	0.0002839
Std. Dev.	0.0001352	0.000197	0.0001808	0.0002086	0.0002143	0.000201
Upper Lim.	0.0005	0.0005	0.0005	0.0005	0.0005	0.0005
Lower Lim.	7.6E-05	0.00012	6.5E-05	7.6E-05	8E-05	0.00011

Confidence Interval

Constituent: Beryllium (mg/L) Analysis Run 11/15/2022 8:39 PM View: Confidence Intervals

Plant Bowen Client: Southern Company Data: Bowen AP-1

	BGWC-23	BGWC-24	BGWC-36D	BGWC-38D	BGWC-39	BGWC-51
6/9/2016	<0.0005	<0.0005				
8/18/2016	<0.0005	<0.0005				
10/10/2016	<0.0005	<0.0005				
12/7/2016	<0.0005	<0.0005				
2/20/2017	<0.0005	<0.0005				
4/19/2017	<0.0005	<0.0005				
6/5/2017	<0.0005	<0.0005				
7/17/2017	<0.0005	<0.0005				
3/29/2018	<0.0005	<0.0005				
3/1/2019	<0.0005	<0.0005				
4/2/2019			7E-05 (J)			
4/3/2019	<0.0005	<0.0005				
9/27/2019	<0.0005		<0.0005			
9/30/2019		9.3E-05 (J)				
2/25/2020	<0.0005					
2/26/2020		0.0001 (J)	<0.0005			
2/27/2020				8.8E-05 (J)	<0.0005	
3/23/2020	<0.0005		<0.0005			
3/24/2020				<0.0005	7.9E-05 (J)	
3/25/2020		0.0001 (J)				
9/2/2020				6E-05 (J)		
9/24/2020	5.4E-05 (J)					
9/25/2020		0.00013 (J)				
9/28/2020			<0.0005			
9/29/2020					<0.0005	
1/28/2021						8.3E-05 (J)
2/19/2021	<0.0005	0.00018 (J)				
2/22/2021					<0.0005	
2/23/2021						0.00011 (J)
3/8/2021			<0.0005			
3/9/2021				<0.0005		
3/25/2021			<0.0005			
3/26/2021	<0.0005	<0.0005				
3/29/2021				<0.0005		
3/30/2021						0.00021 (J)
3/31/2021					<0.0005	
8/19/2021				5.9E-05 (J)		
8/23/2021	<0.0005	0.00017 (J)	<0.0005			0.00013 (J)
8/24/2021					<0.0005	
2/14/2022	<0.0005		<0.0005	<0.0005		7E-05 (J)
2/15/2022		0.00027 (J)				
2/16/2022					<0.0005	
7/29/2022			<0.0005			
8/1/2022	<0.0005					<0.0005
8/2/2022		<0.0005		5.4E-05 (J)	<0.0005	
10/21/2022		0.00022 (JR)				
Mean	0.0004777	0.0003697	0.000457	0.0002826	0.0004474	0.0001838
Std. Dev.	9.973E-05	0.0001744	0.000136	0.0002326	0.0001488	0.0001626
Upper Lim.	0.0005	0.0005	0.0005	0.0005	0.0005	0.0005
Lower Lim.	5.4E-05	0.00017	0.0005	5.4E-05	7.9E-05	7E-05

Confidence Interval

Constituent: Beryllium (mg/L) Analysis Run 11/15/2022 8:39 PM View: Confidence Intervals

Plant Bowen Client: Southern Company Data: Bowen AP-1

	BGWC-52
1/28/2021	<0.0005
2/23/2021	<0.0005
3/30/2021	5.2E-05 (J)
8/23/2021	<0.0005
2/14/2022	<0.0005
7/28/2022	<0.0005
Mean	0.0004253
Std. Dev.	0.0001829
Upper Lim.	0.0005
Lower Lim.	5.2E-05

Confidence Interval

Constituent: Cadmium (mg/L) Analysis Run 11/15/2022 8:39 PM View: Confidence Intervals

Plant Bowen Client: Southern Company Data: Bowen AP-1

	BGWC-14A	BGWC-16	BGWC-17	BGWC-18	BGWC-19	BGWC-20
6/7/2016		0.0011 (J)	<0.0005			
6/8/2016				0.00063 (J)	<0.0005	<0.0005
8/11/2016		0.0011	0.0001 (J)			
8/12/2016				0.0004 (J)	<0.0005	<0.0005
10/7/2016		0.0012	0.0002 (J)	0.0008 (J)	0.0001 (J)	
10/10/2016						<0.0005
12/6/2016		0.0012	0.0001 (J)	0.0006 (J)		
12/7/2016					<0.0005	<0.0005
2/16/2017		0.0015	0.0001 (J)	0.0002 (J)	<0.0005	
2/17/2017						8E-05 (J)
4/18/2017		0.0012				
4/19/2017			0.0001 (J)	9E-05 (J)	<0.0005	<0.0005
5/30/2017		0.0011	0.0002 (J)			
6/1/2017				0.0003 (J)	0.0001 (J)	<0.0005
7/14/2017		0.0012	0.0002 (J)	0.0002 (J)	<0.0005	
7/18/2017						<0.0005
3/27/2018		0.0013	<0.0005	<0.0005	<0.0005	
3/28/2018						<0.0005
6/12/2018		0.0011				
6/13/2018						<0.0005
6/14/2018			0.00015 (J)	<0.0005		
6/15/2018					<0.0005	
10/17/2018			<0.0005			
10/18/2018		0.0012		0.00032 (J)		
10/19/2018					<0.0005	
10/22/2018						<0.0005
2/25/2019		0.0016				
2/27/2019			<0.0005	<0.0005		<0.0005
3/1/2019					<0.0005	
4/2/2019		0.0014	<0.0005	7.3E-05 (J)		
4/3/2019					<0.0005	<0.0005
9/26/2019		0.0017 (J)	0.00015 (J)	<0.0005	0.0002 (J)	<0.0005
2/20/2020		0.0019 (J)				
2/24/2020			<0.0005	0.00024 (J)	<0.0005	<0.0005
3/19/2020		0.0017 (J)	<0.0005			
3/20/2020				<0.0005	<0.0005	
3/23/2020						<0.0005
5/22/2020	<0.0005					
6/23/2020	<0.0005					
7/28/2020	<0.0005					
9/2/2020	0.00014 (J)					
9/24/2020		0.0018 (J)	0.00024 (J)	<0.0005		
9/28/2020					<0.0005	<0.0005
10/1/2020	0.00019 (J)					
11/10/2020	0.00019 (J)					
12/15/2020	0.00017					
1/20/2021	<0.0005					
2/18/2021	<0.0005	0.0018	<0.0005	<0.0005	<0.0005	<0.0005
3/24/2021	0.00016 (J)	0.0018	<0.0005	<0.0005		
3/26/2021					<0.0005	
3/29/2021						<0.0005
8/18/2021	0.00021 (J)	0.0018				

Confidence Interval

Constituent: Cadmium (mg/L) Analysis Run 11/15/2022 8:39 PM View: Confidence Intervals

Plant Bowen Client: Southern Company Data: Bowen AP-1

	BGWC-14A	BGWC-16	BGWC-17	BGWC-18	BGWC-19	BGWC-20
8/19/2021			0.00017 (J)	<0.0005		
8/20/2021					<0.0005	<0.0005
2/9/2022	0.00021 (J)					
2/11/2022		0.0019	0.00016 (J)			
2/16/2022				<0.0005	<0.0005	<0.0005
7/26/2022	0.0004 (J)					
7/27/2022		0.0024	0.00029 (J)	<0.0005	<0.0005	<0.0005
Mean	0.0003208	0.0015	0.0003027	0.0004251	0.00045	0.0004809
Std. Dev.	0.0001599	0.0003599	0.0001739	0.0001792	0.00013	8.954E-05
Upper Lim.	0.0005	0.0018	0.0005	0.0006	0.0005	0.0005
Lower Lim.	0.00016	0.0012	0.00015	0.0003	0.0002	8E-05

Confidence Interval

Constituent: Cadmium (mg/L) Analysis Run 11/15/2022 8:39 PM View: Confidence Intervals

Plant Bowen Client: Southern Company Data: Bowen AP-1

	BGWC-22	BGWC-23	BGWC-24	BGWC-30	BGWC-38D	BGWC-39
6/8/2016	<0.0005					
6/9/2016		<0.0005	0.00052 (J)			
8/18/2016	<0.0005	<0.0005	0.0009 (J)			
10/10/2016	<0.0005	<0.0005	0.0017			
12/7/2016		<0.0005	0.0004 (J)			
12/8/2016	0.0002 (J)					
1/23/2017				0.0003 (J)		
2/7/2017				0.0006 (J)		
2/17/2017	<0.0005					
2/20/2017		<0.0005	0.0028			
3/27/2017				0.0003 (J)		
4/17/2017				0.0002 (J)		
4/19/2017		<0.0005	0.0035			
4/20/2017	<0.0005					
5/22/2017				0.0003 (J)		
6/5/2017	<0.0005	<0.0005	0.0035	0.0003 (J)		
7/11/2017				0.0005 (J)		
7/17/2017		<0.0005	0.0037			
7/19/2017	<0.0005					
8/23/2017				0.0004 (J)		
3/26/2018				<0.0005		
3/29/2018	<0.0005	<0.0005	0.0063			
6/13/2018		<0.0005	0.0053			
6/14/2018	<0.0005					
6/15/2018				0.0002 (J)		
10/22/2018	<0.0005	<0.0005	0.0053	<0.0005		
3/1/2019	0.00013 (J)	0.00019 (J)	0.0058	<0.0005		
4/2/2019				7.9E-05 (J)		
4/3/2019	<0.0005	<0.0005	0.0053			
9/27/2019	<0.0005	<0.0005		<0.0005		
9/30/2019			0.0075			
2/25/2020	<0.0005	<0.0005				
2/26/2020			0.0064	<0.0005		
2/27/2020					0.00081 (J)	<0.0005
3/20/2020	<0.0005					
3/23/2020		<0.0005		<0.0005		
3/24/2020					<0.0005	<0.0005
3/25/2020			0.0082			
9/2/2020					0.00032 (J)	
9/24/2020	0.00033 (J)	<0.0005				
9/25/2020			0.0081	<0.0005		
9/29/2020						0.0002 (J)
2/19/2021	0.00038 (J)	<0.0005	0.0068			
2/22/2021						0.00014 (J)
3/8/2021				<0.0005		
3/9/2021					<0.0005	
3/25/2021				<0.0005		
3/26/2021		<0.0005	0.0062			
3/29/2021	<0.0005				<0.0005	
3/31/2021						0.00018 (J)
8/19/2021				<0.0005	<0.0005	
8/23/2021	0.00019 (J)	<0.0005	0.0039			

Confidence Interval

Constituent: Cadmium (mg/L) Analysis Run 11/15/2022 8:39 PM View: Confidence Intervals

Plant Bowen Client: Southern Company Data: Bowen AP-1

	BGWC-22	BGWC-23	BGWC-24	BGWC-30	BGWC-38D	BGWC-39
8/24/2021						0.00031 (J)
2/14/2022		<0.0005		<0.0005	<0.0005	
2/15/2022	0.0002 (J)		0.0042			
2/16/2022						0.00012 (J)
8/1/2022		<0.0005		<0.0005		
8/2/2022	0.00012 (J)		0.00026 (J)		<0.0005	<0.0005
10/21/2022			0.0031 (R)			
Mean	0.0004114	0.0004859	0.004334	0.0004172	0.0005163	0.0003063
Std. Dev.	0.0001427	6.609E-05	0.002459	0.0001357	0.0001344	0.00017
Upper Lim.	0.0005	0.0005	0.0063	0.0005	0.00081	0.0005
Lower Lim.	0.00033	0.00019	0.0028	0.0003	0.00032	0.00012

Confidence Interval

Constituent: Cadmium (mg/L) Analysis Run 11/15/2022 8:39 PM View: Confidence Intervals

Plant Bowen Client: Southern Company Data: Bowen AP-1

	BGWC-43D	BGWC-51	BGWC-52
9/3/2020	0.0011 (J)		
1/28/2021		0.00031 (J)	0.00025 (J)
2/23/2021		0.00043 (J)	<0.0005
3/8/2021	0.0003 (J)		
3/29/2021	0.00019 (J)		
3/30/2021		0.0007	0.00018 (J)
8/23/2021	0.00036 (J)	0.00043 (J)	0.00018 (J)
2/14/2022		<0.0005	<0.0005
2/15/2022	0.0015		
7/28/2022			<0.0005
8/1/2022	0.0011	<0.0005	
Mean	0.0007583	0.0004783	0.0003517
Std. Dev.	0.0005432	0.0001289	0.0001645
Upper Lim.	0.0015	0.0007	0.0005
Lower Lim.	0.00019	0.00031	0.00018

Confidence Interval

Constituent: Chromium (mg/L) Analysis Run 11/15/2022 8:39 PM View: Confidence Intervals

Plant Bowen Client: Southern Company Data: Bowen AP-1

	BGWA-6	BGWC-10	BGWC-12	BGWC-14A	BGWC-16	BGWC-17
6/6/2016	<0.005					
6/7/2016		<0.005	<0.005		<0.005	<0.005
8/10/2016	0.0044 (J)					
8/11/2016					<0.005	<0.005
8/12/2016			<0.005			
8/16/2016		<0.005				
10/4/2016	<0.005					
10/6/2016			<0.005			
10/7/2016		<0.005			<0.005	<0.005
12/1/2016	<0.005					
12/5/2016			<0.005			
12/6/2016		<0.005			<0.005	<0.005
2/14/2017	<0.005					
2/15/2017			<0.005			
2/16/2017		<0.005			<0.005	<0.005
4/13/2017	<0.005					
4/18/2017		<0.005	<0.005		<0.005	
4/19/2017						<0.005
5/25/2017	<0.005					
5/30/2017					<0.005	<0.005
6/2/2017		<0.005	0.0003 (J)			
7/7/2017	<0.005					
7/12/2017		<0.005				
7/13/2017			<0.005			
7/14/2017					<0.005	<0.005
3/27/2018		<0.005			<0.005	<0.005
3/28/2018			<0.005			
2/25/2019					<0.005	
2/27/2019						<0.005
2/28/2019		<0.005	<0.005			
4/1/2019			<0.005			
4/2/2019	<0.005	<0.005			<0.005	0.00044 (J)
9/23/2019	<0.005					
9/25/2019		<0.005	0.00055 (J)			
9/26/2019					<0.005	<0.005
2/18/2020	<0.005					
2/20/2020		<0.005			<0.005	
2/24/2020			<0.005			<0.005
3/19/2020	0.0015 (J)		0.0004 (J)		0.00071 (J)	0.00039 (J)
3/23/2020		0.0011 (J)				
5/22/2020				<0.005		
6/23/2020				<0.005		
7/28/2020				<0.005		
9/2/2020				<0.005		
9/23/2020	<0.005					
9/24/2020		<0.005			<0.005	<0.005
9/25/2020			0.00058 (J)			
10/1/2020				<0.005		
11/10/2020				<0.005		
12/15/2020				<0.005		
1/20/2021				<0.005		
2/18/2021	<0.005	<0.005		0.026	0.0019 (J)	<0.005

Confidence Interval

Constituent: Chromium (mg/L) Analysis Run 11/15/2022 8:39 PM View: Confidence Intervals

Plant Bowen Client: Southern Company Data: Bowen AP-1

	BGWA-6	BGWC-10	BGWC-12	BGWC-14A	BGWC-16	BGWC-17
2/19/2021			<0.005			
3/24/2021			0.00079 (J)	<0.005	<0.005	<0.005
3/30/2021		<0.005				
3/31/2021	<0.005					
8/16/2021	<0.005					
8/18/2021		<0.005	<0.005	<0.005	<0.005	
8/19/2021						<0.005
2/9/2022	<0.005			<0.005		
2/11/2022		<0.005	<0.005		<0.005	<0.005
7/26/2022	<0.005			<0.005		
7/27/2022			<0.005		<0.005	<0.005
7/28/2022		<0.005				
Mean	0.004772	0.004805	0.003881	0.006615	0.00463	0.004541
Std. Dev.	0.0008288	0.0008721	0.00199	0.005824	0.001154	0.001411
Upper Lim.	0.005	0.005	0.005	0.026	0.005	0.005
Lower Lim.	0.0044	0.0011	0.00079	0.005	0.0019	0.00044

Confidence Interval

Constituent: Chromium (mg/L) Analysis Run 11/15/2022 8:39 PM View: Confidence Intervals

Plant Bowen Client: Southern Company Data: Bowen AP-1

	BGWC-18	BGWC-20	BGWC-21	BGWC-23	BGWC-24	BGWC-25
6/8/2016	<0.005	<0.005	<0.005			<0.005
6/9/2016				<0.005	<0.005	
8/12/2016	<0.005	<0.005				
8/15/2016						<0.005
8/18/2016			<0.005	<0.005	<0.005	
10/7/2016	0.0011 (J)					
10/10/2016		<0.005	<0.005	<0.005	0.0009 (J)	<0.005
12/6/2016	<0.005					
12/7/2016		<0.005		0.002 (J)	<0.005	
12/8/2016			<0.005			<0.005
2/16/2017	<0.005					
2/17/2017		<0.005	<0.005			
2/20/2017				<0.005	<0.005	<0.005
4/19/2017	<0.005	<0.005	<0.005	<0.005	<0.005	
4/20/2017						<0.005
6/1/2017	<0.005	<0.005	<0.005			<0.005
6/5/2017				<0.005	<0.005	
7/14/2017	<0.005					
7/17/2017				<0.005	<0.005	<0.005
7/18/2017		<0.005	<0.005			
3/27/2018	<0.005					
3/28/2018		<0.005	<0.005			<0.005
3/29/2018				<0.005	<0.005	
2/27/2019	<0.005	0.0048 (J)				
3/1/2019				0.0033 (J)	<0.005	<0.005
4/2/2019	<0.005					
4/3/2019		0.00088 (J)	<0.005	0.00057 (J)	<0.005	
4/4/2019						<0.005
9/26/2019	<0.005	0.0022 (J)				
9/27/2019				<0.005		
9/30/2019			<0.005		<0.005	0.0021 (J)
2/24/2020	<0.005	0.00096 (J)				
2/25/2020				<0.005		
2/26/2020			<0.005		0.00051 (J)	<0.005
3/20/2020	0.00046 (J)		0.00041 (J)			
3/23/2020		0.00091 (J)		0.00043 (J)		
3/24/2020						<0.005
3/25/2020					<0.005	
9/24/2020	<0.005		<0.005	<0.005		
9/25/2020					0.00058 (J)	
9/28/2020		0.0028 (J)				<0.005
2/18/2021	<0.005	0.00078 (J)				
2/19/2021			<0.005	<0.005	<0.005	
2/23/2021						<0.005
3/24/2021	0.00065 (J)					
3/26/2021				<0.005	<0.005	<0.005
3/29/2021		0.0011 (J)	0.0025 (J)			
8/19/2021	<0.005					<0.005
8/20/2021		<0.005	<0.005			
8/23/2021				0.0015 (J)	<0.005	
2/14/2022				<0.005		
2/15/2022					<0.005	

Confidence Interval

Constituent: Chromium (mg/L) Analysis Run 11/15/2022 8:39 PM View: Confidence Intervals

Plant Bowen Client: Southern Company Data: Bowen AP-1

	BGWC-18	BGWC-20	BGWC-21	BGWC-23	BGWC-24	BGWC-25
2/16/2022	<0.005	<0.005	<0.005			<0.005
7/27/2022	<0.005	<0.005				<0.005
7/28/2022			<0.005			
8/1/2022				<0.005		
8/2/2022					<0.005	
10/21/2022					<0.005 (R)	
Mean	0.00436	0.003721	0.004627	0.00414	0.00438	0.004855
Std. Dev.	0.001565	0.001822	0.001171	0.00162	0.001556	0.0006485
Upper Lim.	0.005	0.005	0.005	0.005	0.005	0.005
Lower Lim.	0.0011	0.0011	0.0025	0.0033	0.0009	0.0021

Confidence Interval

Constituent: Chromium (mg/L) Analysis Run 11/15/2022 8:39 PM View: Confidence Intervals

Plant Bowen Client: Southern Company Data: Bowen AP-1

	BGWC-30	BGWC-31	BGWC-32	BGWC-35D	BGWC-36D	BGWC-37D
1/23/2017	0.001 (J)					
2/7/2017	<0.005					
3/27/2017	<0.005					
4/17/2017	<0.005					
5/22/2017	0.0004 (J)					
6/5/2017	0.0004 (J)					
7/11/2017	0.0012 (J)					
8/23/2017	0.0009 (J)					
3/26/2018	<0.005					
3/1/2019	<0.005					
4/2/2019	0.00095 (J)				0.001 (J)	
4/4/2019		<0.005		0.0011 (J)		
4/5/2019			<0.005			
9/24/2019		0.00064 (J)				
9/26/2019			0.00062 (J)	0.00067 (J)		
9/27/2019	0.00056 (J)				0.0006 (J)	
2/25/2020				<0.005		<0.005
2/26/2020	0.00073 (J)	<0.005			<0.005	
2/27/2020			0.00072 (J)			
3/23/2020	0.00098 (J)	0.0011 (J)			<0.005	
3/24/2020			0.0012 (J)			0.00068 (J)
3/25/2020				<0.005		
9/25/2020	0.00087 (J)		0.00057 (J)	0.00072 (J)		0.00068 (J)
9/28/2020		0.00056 (J)			<0.005	
2/22/2021		<0.005		<0.005		<0.005
2/23/2021			<0.005			
3/8/2021	0.0011 (J)				0.00057 (J)	
3/25/2021	0.00082 (J)				0.00057 (J)	
3/26/2021				<0.005		<0.005
3/29/2021		<0.005				
3/30/2021			<0.005			
8/19/2021	<0.005					
8/20/2021		<0.005		<0.005		<0.005
8/23/2021					<0.005	
8/25/2021			0.0043 (J)			
2/14/2022	0.0014 (J)				<0.005	
2/16/2022		<0.005	<0.005			
2/17/2022				<0.005		<0.005
7/28/2022		<0.005		<0.005		<0.005
7/29/2022			<0.005		<0.005	
8/1/2022	<0.005					
Mean	0.002315	0.00373	0.003241	0.003749	0.003274	0.00392
Std. Dev.	0.002035	0.00205	0.002137	0.002017	0.002232	0.002
Upper Lim.	0.005	0.005	0.005	0.005	0.005	0.005
Lower Lim.	0.00082	0.00064	0.00062	0.00072	0.00057	0.00068

Confidence Interval

Constituent: Chromium (mg/L) Analysis Run 11/15/2022 8:39 PM View: Confidence Intervals

Plant Bowen Client: Southern Company Data: Bowen AP-1

	BGWC-38D	BGWC-39	BGWC-40	BGWC-41D	BGWC-42D	BGWC-43D
2/27/2020	0.0031 (J)	<0.005				
2/28/2020			0.00043 (J)			
3/24/2020	0.00042 (J)	0.001 (J)				
3/25/2020			0.00058 (J)			
9/2/2020	<0.005			<0.005		
9/3/2020					<0.005	<0.005
9/29/2020		<0.005	0.00082 (J)			
2/22/2021		<0.005	<0.005	<0.005	0.0011 (J)	
3/8/2021						<0.005
3/9/2021	<0.005					
3/29/2021	<0.005					<0.005
3/30/2021			0.00081 (J)			
3/31/2021		<0.005		0.00068 (J)		
4/1/2021					0.00062 (J)	
8/19/2021	<0.005					
8/20/2021					<0.005	
8/23/2021						<0.005
8/24/2021		<0.005	<0.005	<0.005		
2/14/2022	<0.005					
2/15/2022				<0.005		0.0024 (J)
2/16/2022		<0.005	0.0011 (J)			
2/17/2022					<0.005	
7/28/2022			<0.005		<0.005	
7/29/2022				<0.005		
8/1/2022						<0.005
8/2/2022	<0.005	<0.005				
Mean	0.00419	0.0045	0.002342	0.00428	0.00362	0.004567
Std. Dev.	0.001662	0.001414	0.002209	0.001764	0.002143	0.001061
Upper Lim.	0.005	0.005	0.005	0.005	0.005	0.005
Lower Lim.	0.00042	0.001	0.00043	0.00068	0.00062	0.0024

Confidence Interval

Constituent: Chromium (mg/L) Analysis Run 11/15/2022 8:39 PM View: Confidence Intervals

Plant Bowen Client: Southern Company Data: Bowen AP-1

	BGWC-44D	BGWC-49D	BGWC-51	BGWC-52	BGWC-7	BGWC-8
6/7/2016						<0.005
6/8/2016					<0.005	
8/10/2016						0.0052 (J)
8/11/2016					<0.005	
10/4/2016						0.0015 (J)
10/6/2016					<0.005	
12/2/2016						0.0013 (J)
12/6/2016					<0.005	
2/14/2017						<0.005
2/15/2017					<0.005	
4/14/2017						0.0011 (J)
4/18/2017					<0.005	
5/26/2017						0.0008 (J)
6/2/2017					<0.005	
7/10/2017						0.0009 (J)
7/14/2017					<0.005	
3/26/2018						<0.005
3/27/2018					<0.005	
2/25/2019						<0.005
2/28/2019					<0.005	
4/1/2019						0.00091 (J)
4/2/2019					<0.005	
9/24/2019					0.00055 (J)	0.063
2/19/2020						0.0011 (J)
2/21/2020					<0.005	
3/18/2020						0.0014 (J)
3/19/2020					0.00061 (J)	
9/3/2020	<0.005					
9/23/2020						0.0013 (J)
9/25/2020					<0.005	
1/28/2021			<0.005	<0.005		
2/16/2021						0.001 (J)
2/18/2021	0.00093 (J)				<0.005	
2/23/2021			0.0006 (J)	<0.005		
3/24/2021						0.0013 (J)
3/30/2021			<0.005	0.00061 (J)	0.00095 (J)	
3/31/2021	0.00094 (J)					
4/19/2021		0.00071 (J)				
8/18/2021	<0.005					0.0012 (J)
8/19/2021					<0.005	
8/23/2021			<0.005	<0.005		
8/24/2021		<0.005				
2/9/2022	<0.005					
2/10/2022						0.0014 (J)
2/11/2022					<0.005	
2/14/2022			<0.005	0.0013 (J)		
2/17/2022		<0.005				
7/26/2022	<0.005					<0.005
7/28/2022				<0.005	<0.005	
8/1/2022		<0.005	<0.005			
Mean	0.003645	0.003927	0.004267	0.003652	0.004355	0.00542
Std. Dev.	0.002099	0.002145	0.001796	0.0021	0.001576	0.01367

Confidence Interval

Constituent: Chromium (mg/L) Analysis Run 11/15/2022 8:39 PM View: Confidence Intervals

Plant Bowen Client: Southern Company Data: Bowen AP-1

	BGWC-44D	BGWC-49D	BGWC-51	BGWC-52	BGWC-7	BGWC-8
Upper Lim.	0.005	0.005	0.005	0.005	0.005	0.005
Lower Lim.	0.00093	0.00071	0.0006	0.00061	0.00095	0.0011

Confidence Interval

Constituent: Chromium (mg/L) Analysis Run 11/15/2022 8:39 PM View: Confidence Intervals

Plant Bowen Client: Southern Company Data: Bowen AP-1

	BGWC-9
6/6/2016	<0.005
8/11/2016	<0.005
10/5/2016	0.002 (J)
12/5/2016	<0.005
2/15/2017	<0.005
4/17/2017	<0.005
5/26/2017	<0.005
7/11/2017	<0.005
3/27/2018	<0.005
4/1/2019	<0.005
9/24/2019	<0.005
2/20/2020	<0.005
3/19/2020	<0.005
9/24/2020	<0.005
2/17/2021	<0.005
3/24/2021	<0.005
8/18/2021	<0.005
2/10/2022	<0.005
7/26/2022	<0.005
Mean	0.004842
Std. Dev.	0.0006882
Upper Lim.	0.005
Lower Lim.	0.002

Confidence Interval

Constituent: Cobalt (mg/L) Analysis Run 11/15/2022 8:39 PM View: Confidence Intervals

Plant Bowen Client: Southern Company Data: Bowen AP-1

	BGWA-6	BGWC-10	BGWC-12	BGWC-14A	BGWC-16	BGWC-17
6/6/2016	<0.005					
6/7/2016		<0.005	<0.005		0.0037	<0.005
8/10/2016	0.0006 (J)					
8/11/2016					0.0039 (J)	<0.005
8/12/2016			<0.005			
8/16/2016		<0.005				
10/4/2016	<0.005					
10/6/2016			<0.005			
10/7/2016		<0.005			0.0043 (J)	<0.005
12/1/2016	<0.005					
12/5/2016			0.0006 (J)			
12/6/2016		<0.005			0.005 (J)	<0.005
2/14/2017	<0.005					
2/15/2017			<0.005			
2/16/2017		<0.005			0.0054 (J)	<0.005
4/13/2017	<0.005					
4/18/2017		<0.005	<0.005		0.0054 (J)	
4/19/2017						<0.005
5/25/2017	<0.005					
5/30/2017					0.0045 (J)	<0.005
6/2/2017		<0.005	<0.005			
7/7/2017	<0.005					
7/12/2017		<0.005				
7/13/2017			0.0003 (J)			
7/14/2017					0.0049 (J)	<0.005
3/27/2018		<0.005			<0.005	<0.005
3/28/2018			<0.005			
6/12/2018					0.0048 (J)	
6/14/2018		<0.005	<0.005			<0.005
10/16/2018	0.00094 (J)					
10/17/2018			<0.005			<0.005
10/18/2018		<0.005			0.0047 (J)	
2/25/2019					0.0071 (J)	
2/27/2019						<0.005
2/28/2019		<0.005	<0.005			
4/1/2019			0.00034 (J)			
4/2/2019	0.00016 (J)	0.00027 (J)			0.0056 (J)	0.00015 (J)
9/23/2019	0.00042 (J)					
9/25/2019		0.00056 (J)	0.0004 (J)			
9/26/2019					0.0093	<0.005
2/18/2020	0.00032 (J)					
2/20/2020		<0.005			0.0092	
2/24/2020			0.00034 (J)			<0.005
3/19/2020	<0.005		0.00035 (J)		0.0089	<0.005
3/23/2020		0.00031 (J)				
5/22/2020				0.00041 (J)		
6/23/2020				<0.005		
7/28/2020				<0.005		
9/2/2020				0.001 (J)		
9/23/2020	<0.005					
9/24/2020		<0.005			0.0095	<0.005
9/25/2020			0.00049 (J)			

Confidence Interval

Constituent: Cobalt (mg/L) Analysis Run 11/15/2022 8:39 PM View: Confidence Intervals

Plant Bowen Client: Southern Company Data: Bowen AP-1

	BGWA-6	BGWC-10	BGWC-12	BGWC-14A	BGWC-16	BGWC-17
10/1/2020				0.0018 (J)		
11/10/2020				0.0016 (J)		
12/15/2020				0.0018		
1/20/2021				0.0019 (J)		
2/18/2021	<0.005	<0.005		0.0013 (J)	0.0088	<0.005
2/19/2021			0.00066 (J)			
3/24/2021			0.00048 (J)	<0.005	0.0078	<0.005
3/30/2021		0.00052 (J)				
3/31/2021	0.00094 (J)					
8/16/2021	0.00052 (J)					
8/18/2021		0.00042 (J)	0.00085 (J)	0.0034 (J)	0.0098	
8/19/2021						<0.005
2/9/2022	0.0005 (J)			<0.005		
2/11/2022		0.00047 (J)	0.00057 (J)		0.0097	<0.005
7/26/2022	<0.005			0.003 (J)		
7/27/2022			<0.005		0.012	<0.005
7/28/2022		0.00058 (J)				
Mean	0.003126	0.003551	0.002745	0.002785	0.006786	0.00478
Std. Dev.	0.002264	0.002171	0.002311	0.001713	0.002456	0.001034
Upper Lim.	0.005	0.005	0.005	0.005	0.0092	0.005
Lower Lim.	0.0005	0.00056	0.00048	0.001	0.0048	0.00015

Confidence Interval

Constituent: Cobalt (mg/L) Analysis Run 11/15/2022 8:39 PM View: Confidence Intervals

Plant Bowen Client: Southern Company Data: Bowen AP-1

	BGWC-18	BGWC-19	BGWC-20	BGWC-21	BGWC-22	BGWC-23
6/8/2016	0.00071 (J)	<0.005	<0.005	0.00041 (J)	0.0079	
6/9/2016						<0.005
8/12/2016	0.0006 (J)	<0.005	<0.005			
8/18/2016				<0.005	0.0109	<0.005
10/7/2016	0.0005 (J)	<0.005				
10/10/2016			<0.005	<0.005	0.011	<0.005
12/6/2016	0.0009 (J)					
12/7/2016		<0.005	0.0008 (J)			0.0015 (J)
12/8/2016				0.0006 (J)	0.013	
2/16/2017	<0.005	<0.005				
2/17/2017			<0.005	<0.005	0.0122	
2/20/2017						<0.005
4/19/2017	<0.005	<0.005	<0.005	<0.005		<0.005
4/20/2017					0.0116	
6/1/2017	<0.005	<0.005	<0.005	<0.005		
6/5/2017					0.0112	<0.005
7/14/2017	<0.005	<0.005				
7/17/2017						<0.005
7/18/2017			<0.005	0.0004 (J)		
7/19/2017					0.0131	
3/27/2018	<0.005	<0.005				
3/28/2018			<0.005	<0.005		
3/29/2018					0.016	<0.005
6/13/2018			<0.005			<0.005
6/14/2018	<0.005			<0.005	0.017	
6/15/2018		<0.005				
10/18/2018	<0.005					
10/19/2018		<0.005		<0.005		
10/22/2018			<0.005		0.021	<0.005
2/27/2019	<0.005		<0.005			
3/1/2019		<0.005			0.017	<0.005
4/2/2019	0.00012 (J)					
4/3/2019		7.2E-05 (J)	0.00024 (J)	0.00064 (J)	0.019	0.00058 (J)
5/2/2019					0.023 (J)	
9/26/2019	<0.005	<0.005	<0.005			
9/27/2019					0.027	0.00034 (J)
9/30/2019				0.0004 (J)		
2/24/2020	<0.005	<0.005	<0.005			
2/25/2020					0.017	0.00046 (J)
2/26/2020				0.00037 (J)		
3/20/2020	<0.005	<0.005		<0.005	0.02	
3/23/2020			0.00036 (J)			0.0004 (J)
9/24/2020	<0.005			0.00098 (J)	0.041	<0.005
9/28/2020		<0.005	<0.005			
2/18/2021	<0.005	<0.005	<0.005			
2/19/2021				0.0013 (J)	0.032	0.00044 (J)
3/24/2021	<0.005					
3/26/2021		<0.005				<0.005
3/29/2021			<0.005	0.00069 (J)	0.029 (J)	
7/19/2021					0.039	<0.005
8/19/2021	<0.005					
8/20/2021		<0.005	<0.005	0.00058 (J)		

Confidence Interval

Constituent: Cobalt (mg/L) Analysis Run 11/15/2022 8:39 PM View: Confidence Intervals

Plant Bowen Client: Southern Company Data: Bowen AP-1

	BGWC-18	BGWC-19	BGWC-20	BGWC-21	BGWC-22	BGWC-23
8/23/2021					0.029	0.00047 (J)
11/1/2021					0.04	<0.005
2/14/2022						<0.005
2/15/2022					0.03	
2/16/2022	<0.005	<0.005	<0.005	0.0021 (J)		
7/27/2022	<0.005	<0.005	<0.005			
7/28/2022				0.0027 (J)		
8/1/2022						<0.005
8/2/2022					0.034	
Mean	0.003992	0.004776	0.004382	0.002675	0.02168	0.003716
Std. Dev.	0.001906	0.001051	0.001595	0.002137	0.01011	0.002054
Upper Lim.	0.005	0.005	0.005	0.005	0.03	0.005
Lower Lim.	0.0009	7.2E-05	0.0008	0.00058	0.013	0.00058

Confidence Interval

Constituent: Cobalt (mg/L) Analysis Run 11/15/2022 8:39 PM View: Confidence Intervals

Plant Bowen Client: Southern Company Data: Bowen AP-1

	BGWC-24	BGWC-25	BGWC-30	BGWC-31	BGWC-32	BGWC-34D
6/8/2016		<0.005				
6/9/2016	0.0026					
8/15/2016		<0.005				
8/18/2016	0.0021 (J)					
10/10/2016	0.0018 (J)	<0.005				
12/7/2016	0.0018 (J)					
12/8/2016		0.0006 (J)				
1/23/2017			0.0012 (J)			
2/7/2017			0.0008 (J)			
2/20/2017	0.0027 (J)	<0.005				
3/27/2017			0.001 (J)			
4/17/2017			0.0009 (J)			
4/19/2017	0.0032 (J)					
4/20/2017		<0.005				
5/22/2017			0.0008 (J)			
6/1/2017		<0.005				
6/5/2017	0.0034 (J)		0.0008 (J)			
7/11/2017			0.0008 (J)			
7/17/2017	0.0033 (J)	<0.005				
8/23/2017			0.0006 (J)			
3/26/2018			<0.005			
3/28/2018		<0.005				
3/29/2018	<0.005					
6/13/2018	0.0039 (J)					
6/14/2018		<0.005				
6/15/2018			<0.005			
10/18/2018				0.00079 (J)		
10/19/2018						0.0012 (J)
10/22/2018	0.0043 (J)	<0.005	<0.005		0.0037 (J)	
3/1/2019	0.0055 (J)	<0.005	<0.005			
4/2/2019			0.00022 (J)			
4/3/2019	0.0048 (J)					
4/4/2019		0.00022 (J)		0.00051 (J)		0.00042 (J)
4/5/2019					0.011	
5/3/2019					0.0078 (J)	
9/24/2019				0.00041 (J)		<0.005
9/26/2019					0.01	
9/27/2019			<0.005			
9/30/2019	0.0048 (J)	<0.005				
11/15/2019					0.0077	
2/26/2020	0.0045 (J)	<0.005	<0.005	0.00031 (J)		
2/27/2020					0.00095 (J)	<0.005
3/23/2020			<0.005	0.00036 (J)		
3/24/2020		<0.005			0.0037 (J)	0.00039 (J)
3/25/2020	0.0037 (J)					
9/25/2020	0.0038 (J)		<0.005		0.0081	
9/28/2020		<0.005		0.00046 (J)		0.00048 (J)
2/19/2021	0.0042 (J)					0.00057 (J)
2/22/2021				<0.005		
2/23/2021		<0.005			0.0062	
3/8/2021			<0.005			
3/25/2021			<0.005			

Confidence Interval

Constituent: Cobalt (mg/L) Analysis Run 11/15/2022 8:39 PM View: Confidence Intervals

Plant Bowen Client: Southern Company Data: Bowen AP-1

	BGWC-24	BGWC-25	BGWC-30	BGWC-31	BGWC-32	BGWC-34D
3/26/2021	<0.005	<0.005				
3/29/2021				<0.005		
3/30/2021					0.0014 (J)	0.00065 (J)
7/19/2021	0.0034 (J)					
7/20/2021			<0.005			
8/19/2021		<0.005	0.002 (J)			
8/20/2021				<0.005		
8/23/2021	0.0062					
8/24/2021						0.00085 (J)
8/25/2021					0.0018 (J)	
11/1/2021	0.0038 (J)		<0.005			
2/14/2022			<0.005			
2/15/2022	0.0037 (J)					
2/16/2022		<0.005		<0.005	<0.005	0.001 (J)
7/27/2022		<0.005				
7/28/2022				<0.005		0.0012 (J)
7/29/2022					0.0022 (J)	
8/1/2022			<0.005			
8/2/2022	<0.005					
10/21/2022	0.0026 (J)					
Mean	0.003804	0.004583	0.003297	0.002531	0.00535	0.001524
Std. Dev.	0.001151	0.001352	0.002079	0.002367	0.003372	0.001743
Upper Lim.	0.0048	0.005	0.005	0.005	0.01	0.005
Lower Lim.	0.0032	0.0006	0.0009	0.00036	0.0014	0.00042

Confidence Interval

Constituent: Cobalt (mg/L) Analysis Run 11/15/2022 8:39 PM View: Confidence Intervals

Plant Bowen Client: Southern Company Data: Bowen AP-1

	BGWC-35D	BGWC-36D	BGWC-37D	BGWC-38D	BGWC-39	BGWC-40
10/17/2018		0.00057 (J)				
10/22/2018	<0.005					
4/2/2019		0.0011 (J)				
4/4/2019	0.0011 (J)					
9/26/2019	0.0019 (J)					
9/27/2019		0.0009 (J)				
12/13/2019					0.0033 (J)	
2/25/2020	0.0011 (J)		0.0015 (J)			
2/26/2020		0.00058 (J)				
2/27/2020				0.014	0.00047 (J)	
2/28/2020						0.00049 (J)
3/23/2020		0.00049 (J)				
3/24/2020			0.0019 (J)	0.0065	<0.005	
3/25/2020	0.00046 (J)					0.00056 (J)
9/2/2020				0.0043 (J)		
9/25/2020	0.00082 (J)		0.0011 (J)			
9/28/2020		0.00038 (J)				
9/29/2020					0.00061 (J)	0.00044 (J)
2/22/2021	0.0011 (J)		0.0007 (J)		<0.005	0.0006 (J)
3/8/2021		<0.005				
3/9/2021				0.0014 (J)		
3/25/2021		<0.005				
3/26/2021	0.0015 (J)		0.0011 (J)			
3/29/2021				0.0015 (J)		
3/30/2021						0.00052 (J)
3/31/2021					<0.005	
8/19/2021				0.004 (J)		
8/20/2021	0.0018 (J)		0.00088 (J)			
8/23/2021		<0.005				
8/24/2021					<0.005	0.00061 (J)
11/1/2021				0.0033 (J)		
2/14/2022		<0.005		0.0019 (J)		
2/16/2022					<0.005	0.00052 (J)
2/17/2022	0.0024 (J)		0.00056 (J)			
7/28/2022	0.0038 (J)		<0.005			0.00042 (J)
7/29/2022		<0.005				
8/2/2022				0.0019 (J)	<0.005	
Mean	0.001907	0.002638	0.001592	0.004311	0.00382	0.00052
Std. Dev.	0.001371	0.002269	0.001443	0.003997	0.001941	6.908E-05
Upper Lim.	0.0038	0.005	0.005	0.014	0.005	0.00061
Lower Lim.	0.00082	0.00049	0.00056	0.0014	0.00047	0.00042

Confidence Interval

Constituent: Cobalt (mg/L) Analysis Run 11/15/2022 8:39 PM View: Confidence Intervals

Plant Bowen Client: Southern Company Data: Bowen AP-1

	BGWC-41D	BGWC-43D	BGWC-49D	BGWC-50D	BGWC-52	BGWC-7
6/8/2016						0.00081 (J)
8/11/2016						0.0007 (J)
10/6/2016						<0.005
12/6/2016						0.0009 (J)
2/15/2017						<0.005
4/18/2017						0.0005 (J)
6/2/2017						0.0006 (J)
7/14/2017						0.0006 (J)
3/27/2018						<0.005
6/13/2018						0.00068 (J)
10/18/2018						<0.005
2/28/2019						0.00067 (J)
4/2/2019						0.00094 (J)
9/24/2019						0.00078 (J)
2/21/2020						0.00081 (J)
3/19/2020						0.00091 (J)
9/2/2020	0.00075 (J)					
9/3/2020		0.002 (J)				
9/25/2020						0.00077 (J)
1/28/2021					0.0048 (J)	
2/18/2021						0.00074 (J)
2/22/2021	0.00053 (J)					
2/23/2021					0.0033 (J)	
3/8/2021		0.0043 (J)				
3/29/2021		0.0057				
3/30/2021					0.0031 (J)	0.00085 (J)
3/31/2021	<0.005					
4/19/2021			0.00079 (J)	0.0013 (J)		
7/20/2021		0.0057				
8/18/2021				0.0016 (J)		
8/19/2021						0.0008 (J)
8/23/2021		0.0051			0.0036 (J)	
8/24/2021	0.00044 (J)		0.001 (J)			
2/9/2022				0.00079 (J)		
2/11/2022						0.00068 (J)
2/14/2022					0.00044 (J)	
2/15/2022	<0.005	0.0038 (J)				
2/17/2022			0.00088 (J)			
7/26/2022				0.00072 (J)		
7/28/2022					0.00082 (J)	0.00074 (J)
7/29/2022	0.0004 (J)					
8/1/2022		0.0024 (J)	0.00065 (J)			
Mean	0.00202	0.004143	0.00083	0.001103	0.002677	0.001522
Std. Dev.	0.002311	0.001502	0.0001476	0.0004205	0.001696	0.001681
Upper Lim.	0.005	0.0057	0.001	0.0016	0.0048	0.00091
Lower Lim.	0.0004	0.002	0.00065	0.00072	0.00044	0.00068

Confidence Interval

Constituent: Cobalt (mg/L) Analysis Run 11/15/2022 8:39 PM View: Confidence Intervals

Plant Bowen Client: Southern Company Data: Bowen AP-1

	BGWC-8	BGWC-9
6/6/2016		<0.005
6/7/2016	0.00013 (J)	
8/10/2016	0.0003 (J)	
8/11/2016		0.0003 (J)
10/4/2016	<0.005	
10/5/2016		<0.005
12/2/2016	<0.005	
12/5/2016		0.0006 (J)
2/14/2017	<0.005	
2/15/2017		<0.005
4/14/2017	<0.005	
4/17/2017		<0.005
5/26/2017	<0.005	<0.005
7/10/2017	<0.005	
7/11/2017		<0.005
3/26/2018	<0.005	
3/27/2018		<0.005
6/12/2018	<0.005	<0.005
10/16/2018	<0.005	
10/17/2018		<0.005
2/25/2019	<0.005	
4/1/2019	5.6E-05 (J)	0.00024 (J)
9/24/2019	0.0012 (J)	<0.005
2/19/2020	<0.005	
2/20/2020		<0.005
3/18/2020	<0.005	
3/19/2020		<0.005
9/23/2020	<0.005	
9/24/2020		<0.005
2/16/2021	<0.005	
2/17/2021		<0.005
3/24/2021	<0.005	<0.005
8/18/2021	<0.005	<0.005
2/10/2022	<0.005	<0.005
7/26/2022	<0.005	<0.005
Mean	0.004168	0.00434
Std. Dev.	0.001818	0.001658
Upper Lim.	0.005	0.005
Lower Lim.	0.0012	0.0006

Confidence Interval

Constituent: Combined Radium 226 + 228 (pCi/L) Analysis Run 11/15/2022 8:39 PM View: Confidence Intervals

Plant Bowen Client: Southern Company Data: Bowen AP-1

	BGWA-6	BGWC-10	BGWC-12	BGWC-14A	BGWC-16	BGWC-17
6/6/2016	0.239 (U)					
6/7/2016		0.616	0.024 (U)		0.284 (U)	0.135 (U)
8/10/2016	1.19					
8/11/2016					1.71	0.808
8/12/2016			0.849			
8/16/2016		1.08				
10/4/2016	0.231 (U)					
10/6/2016			1.57			
10/7/2016		2.82			0.485 (U)	0.874 (U)
12/1/2016	0.428 (U)					
12/5/2016			0.956			
12/6/2016		0.719 (U)			1.22	0.131 (U)
2/14/2017	0.36 (U)					
2/15/2017			0.229 (U)			
2/16/2017		0.966 (U)			0.19 (U)	0.471 (U)
4/13/2017	0.387 (U)					
4/18/2017		1.01 (U)	0.0114 (U)		0.52 (U)	
4/19/2017						0.65 (U)
5/25/2017	0.123 (U)					
5/30/2017					1.21 (U)	0.65 (U)
6/2/2017		1.13 (U)	0.375 (U)			
7/7/2017	0.876 (U)					
7/12/2017		1.29				
7/13/2017			0.636 (U)			
7/14/2017					0.526 (U)	0.592 (U)
3/27/2018		0.779 (U)			1.34	0.551 (U)
3/28/2018			0.36 (U)			
6/12/2018					0.732 (U)	
6/14/2018		1.22 (U)	0.316 (U)			0.638 (U)
10/16/2018	0.881 (U)					
10/17/2018			0.326 (U)			0.555 (U)
10/18/2018		0.841 (U)			0.522 (U)	
2/25/2019					1.08	
2/27/2019						1.57
2/28/2019		1.88	1.04			
4/1/2019			0.328 (U)			
4/2/2019	0.64 (U)	1.21 (U)			1.73	0.71 (U)
9/23/2019	1.13					
9/25/2019		0.816 (U)	0.649 (U)			
9/26/2019					1.45	1.17 (U)
2/18/2020	0.373 (U)					
2/20/2020		1.47 (U)			1.22 (U)	
2/24/2020			0.455 (U)			1.17
3/19/2020	0.431 (U)		0.838 (U)		1.63	0.626 (U)
3/23/2020		1.69				
5/22/2020				1.82		
6/23/2020				1.05 (U)		
7/28/2020				1.71		
9/2/2020				0.0158 (U)		
9/23/2020	0.293 (U)					
9/24/2020		1.19 (U)			0.469 (U)	0.594 (U)
9/25/2020			0.818 (U)			

Confidence Interval

Constituent: Combined Radium 226 + 228 (pCi/L) Analysis Run 11/15/2022 8:39 PM View: Confidence Intervals

Plant Bowen Client: Southern Company Data: Bowen AP-1

	BGWA-6	BGWC-10	BGWC-12	BGWC-14A	BGWC-16	BGWC-17
10/1/2020				1.19 (U)		
11/10/2020				0.675 (U)		
12/15/2020				1.26		
1/20/2021				0.701 (U)		
2/18/2021	0.232 (U)	1.52		1	0.721 (U)	0.723 (U)
2/19/2021			0.608 (U)			
3/24/2021			0.369 (U)	1.1 (U)	0.92 (U)	0.391 (U)
3/30/2021		1.51 (U)				
3/31/2021	0.301 (U)					
8/16/2021	0.813 (U)					
8/18/2021		1.26	0.19 (U)	0.721 (U)	1.05	
8/19/2021						0.742 (U)
2/9/2022	0.296 (U)			0.355 (U)		
2/11/2022		1.01 (U)	0.288 (U)		1.03	0.208 (U)
7/26/2022	1.15 (U)			0.659 (U)		
7/27/2022			0.705 (U)		0.917 (U)	0.138 (U)
7/28/2022		1.18 (U)				
Mean	0.546	1.237	0.5427	0.9428	0.9525	0.6408
Std. Dev.	0.3493	0.4758	0.3693	0.502	0.4585	0.3515
Upper Lim.	0.881	1.47	0.818	1.71	1.34	0.742
Lower Lim.	0.239	0.966	0.316	0.355	0.522	0.471

Confidence Interval

Constituent: Combined Radium 226 + 228 (pCi/L) Analysis Run 11/15/2022 8:39 PM View: Confidence Intervals

Plant Bowen Client: Southern Company Data: Bowen AP-1

	BGWC-18	BGWC-19	BGWC-20	BGWC-21	BGWC-22	BGWC-23
6/8/2016	0.406	0.264 (U)	0.863 (U)	0.573	1.53	
6/9/2016						0.704
8/12/2016	1.39	1.18	1.74			
8/18/2016				0.44 (U)	2.47	1.88
10/7/2016	0.451 (U)	1.97				
10/10/2016			0.944 (U)	0.933 (U)	2.11	1.48
12/6/2016	0.516 (U)					
12/7/2016		1.31 (U)	2.29			2.61
12/8/2016				1.02 (U)	2.64	
2/16/2017	0.172 (U)	0.35 (U)				
2/17/2017			1.35 (U)	0.193 (U)	1.34	
2/20/2017						0.884 (U)
4/19/2017	0.704 (U)	0.974 (U)	1.48	0.488 (U)		0.948 (U)
4/20/2017					2.35	
6/1/2017	0.493 (U)	0.332 (U)	1.61	0.837 (U)		
6/5/2017					1.6	1.33
7/14/2017	0.547 (U)	1.27				
7/17/2017						1.04
7/18/2017				0.498 (U)		
7/19/2017			1.626		1.76	
3/27/2018	0.569 (U)	0.169 (U)				
3/28/2018			0.97 (U)	0.864 (U)		
3/29/2018					2.43	1.65
6/13/2018			0.686 (U)			0.983 (U)
6/14/2018	0.989 (U)			0.583 (U)	2.14	
6/15/2018		0.625 (U)				
10/18/2018	0.875 (U)					
10/19/2018		0.784 (U)		0.982 (U)		
10/22/2018			0.559 (U)		1.43	1.21
2/27/2019	1.12		1.24			
3/1/2019		0.989 (U)			3.32	2.24
4/2/2019	0.814 (U)					
4/3/2019		0.98 (U)	0.567 (U)	0.532 (U)	2.48	2.86
9/26/2019	0.973 (U)	1.16	0.662 (U)			
9/27/2019					2.83	2.28
9/30/2019				1.16 (U)		
2/24/2020	1.07	1.19	1.38			
2/25/2020					1.7	2.49
2/26/2020				1.08 (U)		
3/20/2020	2.59	0.89 (U)		1.08 (U)	3.6	
3/23/2020			1.27 (U)			1.68
9/24/2020	0.789 (U)			0.157 (U)	4.18	0.56 (U)
9/28/2020		1.11 (U)	1.07 (U)			
2/18/2021	0.62 (U)	1.05 (U)	0.87 (U)			
2/19/2021				1 (U)	2.63	1.17 (U)
3/24/2021	1.21 (U)					
3/26/2021		0.848 (U)				1.04 (U)
3/29/2021			1.49	0.471 (U)	4.1	
8/19/2021	0.858 (U)					
8/20/2021		0.731 (U)	1.42	0.277 (U)		
8/23/2021					3.25	1.2 (U)
2/14/2022						0.563 (U)

Confidence Interval

Constituent: Combined Radium 226 + 228 (pCi/L) Analysis Run 11/15/2022 8:39 PM View: Confidence Intervals

Plant Bowen Client: Southern Company Data: Bowen AP-1

	BGWC-18	BGWC-19	BGWC-20	BGWC-21	BGWC-22	BGWC-23
2/15/2022					1.94	
2/16/2022	0.708 (U)	0.349 (U)	0.322 (U)	0.49 (U)		
7/27/2022	0.737 (U)	0.964 (U)	1.53			
7/28/2022				0.424 (U)		
8/1/2022						2.28
8/2/2022					2.32	
Mean	0.8455	0.8859	1.179	0.6706	2.461	1.504
Std. Dev.	0.4851	0.4228	0.4728	0.3138	0.8172	0.6938
Upper Lim.	0.989	1.16	1.49	1	2.83	2.24
Lower Lim.	0.547	0.625	0.863	0.44	1.76	0.983

Confidence Interval

Constituent: Combined Radium 226 + 228 (pCi/L) Analysis Run 11/15/2022 8:39 PM View: Confidence Intervals

Plant Bowen Client: Southern Company Data: Bowen AP-1

	BGWC-24	BGWC-25	BGWC-30	BGWC-31	BGWC-32	BGWC-34D
6/8/2016		0.314 (U)				
6/9/2016	2.13					
8/15/2016		1.2				
8/18/2016	2.67					
10/10/2016	3.46	1.03 (U)				
12/7/2016	1.65					
12/8/2016		1.47 (U)				
1/23/2017			2.17			
2/7/2017			3			
2/20/2017	2.68	0.547 (U)				
4/17/2017			2.73			
4/19/2017	3.81					
4/20/2017		0.0595 (U)				
5/22/2017			3.15			
6/1/2017		0.67 (U)				
6/5/2017	2.86		0.86 (U)			
7/11/2017			1.87			
7/17/2017	2.87	1.25 (U)				
8/23/2017			3.39			
3/26/2018			1.61			
3/28/2018		0.507 (U)				
3/29/2018	2.79					
6/13/2018	2.19					
6/14/2018		0.721 (U)				
6/15/2018			0.815 (U)			
10/18/2018				0.96		
10/19/2018						2.28
10/22/2018	2.18	0.741 (U)	1.02 (U)		1.22 (U)	
3/1/2019	3.37	0.634 (U)	2.47			
4/2/2019			2.29			
4/3/2019	3.6					
4/4/2019		0.346 (U)		1.49		1.89
4/5/2019					2.2	
9/24/2019				1.68		3.98
9/26/2019					2.36	
9/27/2019			1.23 (U)			
9/30/2019	2.73	0.953 (U)				
2/26/2020	2.4	1.16	1.09 (U)	1.31		
2/27/2020					1.44	1.31
3/23/2020			1.42	2.39		
3/24/2020		0.899 (U)			1.25 (U)	2.56
3/25/2020	4.72					
9/25/2020	1.49		0.783 (U)		2.62	
9/28/2020		0.744 (U)		1.48		2.12
2/19/2021	1.07 (U)					2.23
2/22/2021				1.07 (U)		
2/23/2021		0.456 (U)			1.55	
3/8/2021			0.429 (U)			
3/25/2021			1.48			
3/26/2021	2.91	0.134 (U)				
3/29/2021				1.63		
3/30/2021					2.04	1.35 (U)

Confidence Interval

Constituent: Combined Radium 226 + 228 (pCi/L) Analysis Run 11/15/2022 8:39 PM View: Confidence Intervals

Plant Bowen Client: Southern Company Data: Bowen AP-1

	BGWC-24	BGWC-25	BGWC-30	BGWC-31	BGWC-32	BGWC-34D
8/19/2021		0.908 (U)	1.63			
8/20/2021				1.82		
8/23/2021	1.77 (U)					
8/24/2021						2.39
8/25/2021					0.784 (U)	
2/14/2022			0.744 (U)			
2/15/2022	14.2 (U)					
2/16/2022		0.189 (U)		1.02	1.16 (U)	2.24
7/27/2022		1.09 (U)				
7/28/2022				0.684 (U)		2.74
7/29/2022					1.82	
8/1/2022			1.01 (U)			
8/2/2022	0.84 (U)					
Mean	3.109	0.7283	1.676	1.412	1.677	2.281
Std. Dev.	2.64	0.3869	0.878	0.4763	0.5753	0.7197
Upper Lim.	3.37	1.03	2.47	1.82	2.36	2.74
Lower Lim.	2.13	0.456	0.86	0.96	1.16	1.35

Confidence Interval

Constituent: Combined Radium 226 + 228 (pCi/L) Analysis Run 11/15/2022 8:39 PM View: Confidence Intervals

Plant Bowen Client: Southern Company Data: Bowen AP-1

	BGWC-35D	BGWC-36D	BGWC-37D	BGWC-38D	BGWC-39	BGWC-40
10/17/2018		1.24				
10/22/2018	1.54					
4/2/2019		2.81				
4/4/2019	2.37					
9/26/2019	3.09					
9/27/2019		1.66				
2/25/2020	4.16		2.87			
2/26/2020		1.76				
2/27/2020				5.89	1.03 (U)	
2/28/2020						0.649 (U)
3/23/2020		2.75				
3/24/2020			2.8	5.9	1.35	
3/25/2020	2.81					0.848 (U)
9/2/2020				5.91		
9/25/2020	2.15		3.29			
9/28/2020		1.59				
9/29/2020					1.71	0.441 (U)
2/22/2021	2.03		1.73		1.65	1.31 (U)
3/8/2021		2.09				
3/9/2021				3.34		
3/25/2021		2.43				
3/26/2021	2.4		3.15			
3/29/2021				3.54		
3/30/2021						0.826 (U)
3/31/2021					0.251 (U)	
8/19/2021				4.63		
8/20/2021	2.53		3.01			
8/23/2021		0.857 (U)				
8/24/2021					0.432 (U)	0.21 (U)
2/14/2022		1.43		4.6		
2/16/2022					0.799	0.473 (U)
2/17/2022	1.88		2.41			
7/28/2022	2.71		2.92			0.656 (U)
7/29/2022		1.47 (U)				
8/2/2022				3.64	0.93 (U)	
Mean	2.515	1.826	2.773	4.681	1.019	0.6766
Std. Dev.	0.7013	0.6253	0.4953	1.112	0.5313	0.3314
Upper Lim.	3.09	2.75	3.29	5.91	1.71	1.31
Lower Lim.	1.88	1.24	1.73	3.34	0.251	0.21

Confidence Interval

Constituent: Combined Radium 226 + 228 (pCi/L) Analysis Run 11/15/2022 8:39 PM View: Confidence Intervals

Plant Bowen Client: Southern Company Data: Bowen AP-1

	BGWC-41D	BGWC-42D	BGWC-43D	BGWC-44D	BGWC-49D	BGWC-50D
9/2/2020	1.31 (U)					
9/3/2020		1.05 (U)	1.9	0.982 (U)		
2/18/2021				1.34		
2/22/2021	1.91	0.578 (U)				
3/8/2021			1.34			
3/29/2021			1.62 (U)			
3/31/2021	1			0.517 (U)		
4/1/2021		0.461 (U)				
4/19/2021					2.45	1.01 (U)
8/18/2021				0.886 (U)		0.99 (U)
8/20/2021		1.38				
8/23/2021			1.93			
8/24/2021	0.918 (U)				3.66	
2/9/2022				1.52		1.4
2/15/2022	0.765 (U)		0.96 (U)			
2/17/2022		0.51 (U)			2.41	
7/26/2022				0.818 (U)		1 (U)
7/28/2022		0.503 (U)				
7/29/2022	1.6					
8/1/2022			1.38		2.36	
Mean	1.251	0.747	1.522	1.011	2.72	1.1
Std. Dev.	0.4404	0.3791	0.371	0.3647	0.6277	0.2002
Upper Lim.	1.91	1.38	1.93	1.52	3.66	1.4
Lower Lim.	0.765	0.461	0.96	0.517	2.36	0.99

Confidence Interval

Constituent: Combined Radium 226 + 228 (pCi/L) Analysis Run 11/15/2022 8:39 PM View: Confidence Intervals

Plant Bowen Client: Southern Company Data: Bowen AP-1

	BGWC-51	BGWC-52	BGWC-7	BGWC-8	BGWC-9
6/6/2016					0.488
6/7/2016				0.0507 (U)	
6/8/2016			0.854		
8/10/2016				0.862 (U)	
8/11/2016			1.24		0.639 (U)
10/4/2016				0.48 (U)	
10/5/2016					0.945 (U)
10/6/2016			2.43		
12/2/2016				0.219 (U)	
12/5/2016					2.2
12/6/2016			0.958 (U)		
2/14/2017				0.636 (U)	
2/15/2017			1.18		0.74 (U)
4/14/2017				0.13 (U)	
4/17/2017					0.764 (U)
4/18/2017			1.26		
5/26/2017				0.349 (U)	0.245 (U)
6/2/2017			1.24 (U)		
7/10/2017				0.565 (U)	
7/11/2017					0.502 (U)
7/14/2017			1.55		
3/26/2018				0.303 (U)	
3/27/2018			2.15		0.745 (U)
6/12/2018				0.494 (U)	0.319 (U)
6/13/2018			1.95		
10/16/2018				0.633 (U)	
10/17/2018					0.319 (U)
10/18/2018			1.1		
2/25/2019				1.03 (U)	
2/28/2019			1.38		
4/1/2019				0.474 (U)	0.225 (U)
4/2/2019			1.57		
9/24/2019			1.85	1.69	1.65
2/19/2020				1.02 (U)	
2/20/2020					0.921 (U)
2/21/2020			2.02		
3/18/2020				0.987 (U)	
3/19/2020			1.18 (U)		1.94
9/23/2020				0.25 (U)	
9/24/2020					0.9 (U)
9/25/2020			1.64		
1/28/2021	0.444 (U)	1.59			
2/16/2021				0.709 (U)	
2/17/2021					0.692 (U)
2/18/2021			1.09		
2/23/2021	0.589 (U)	0.567 (U)			
3/24/2021				0.808 (U)	0.554 (U)
3/30/2021	0.852 (U)	1.66 (U)	1.41 (U)		
8/18/2021				0.192 (U)	0.458 (U)
8/19/2021			0.952 (U)		
8/23/2021	0.558 (U)	0.785 (U)			
2/10/2022				0.813	0.86

Confidence Interval

Constituent: Combined Radium 226 + 228 (pCi/L) Analysis Run 11/15/2022 8:39 PM View: Confidence Intervals

Plant Bowen Client: Southern Company Data: Bowen AP-1

	BGWC-51	BGWC-52	BGWC-7	BGWC-8	BGWC-9
2/11/2022			1.26		
2/14/2022	0.487 (U)	0.224 (U)			
7/26/2022				0.523 (U)	0.866 (U)
7/28/2022		1.02 (U)	1.22 (U)		
8/1/2022	0.642 (U)				
Mean	0.5953	0.9743	1.431	0.6008	0.8082
Std. Dev.	0.1443	0.5685	0.4198	0.3797	0.5265
Upper Lim.	0.852	1.66	1.64	0.813	0.921
Lower Lim.	0.444	0.224	1.1	0.303	0.458

Confidence Interval

Constituent: Fluoride (mg/L) Analysis Run 11/15/2022 8:39 PM View: Confidence Intervals

Plant Bowen Client: Southern Company Data: Bowen AP-1

	BGWA-6	BGWC-10	BGWC-12	BGWC-14A	BGWC-16	BGWC-17
6/6/2016	<0.1					
6/7/2016		0.09 (J)	<0.1		<0.1	0.15 (J)
8/10/2016	0.04 (J)					
8/11/2016					0.12 (J)	0.3 (J)
8/12/2016			0.08 (J)			
8/16/2016		0.09 (J)				
10/4/2016	0.06 (J)					
10/6/2016			0.06 (J)			
10/7/2016		0.17 (J)			0.08 (J)	0.14 (J)
12/1/2016	0.09 (J)					
12/5/2016			0.12 (J)			
12/6/2016		0.16 (J)			0.24 (J)	0.19 (J)
2/14/2017	<0.1					
2/15/2017			0.33			
2/16/2017		0.38			0.31	0.51
4/13/2017	0.04 (J)					
4/18/2017		0.12 (J)	0.006 (J)		0.02 (J)	
4/19/2017						0.18 (J)
5/25/2017	0.02 (J)					
5/30/2017					0.51	0.15 (J)
6/2/2017		0.03 (J)	0.04 (J)			
7/7/2017	0.12 (J)					
7/12/2017		0.15 (J)				
7/13/2017			0.17 (J)			
7/14/2017					0.14 (J)	0.16 (J)
10/9/2017	<0.1					
10/10/2017			0.08 (J)			
10/11/2017		0.07 (J)			0.29 (J)	0.64
3/27/2018		<0.1			<0.1	0.33
3/28/2018			<0.1			
6/12/2018					0.061 (J)	
6/14/2018		0.046 (J)	<0.1			0.11 (J)
10/16/2018	<0.1					
10/17/2018			<0.1			<0.1
10/18/2018		<0.1			<0.1	
2/25/2019					0.13 (J)	
2/27/2019						0.26 (J)
2/28/2019		0.14 (J)	0.18 (J)			
4/1/2019			0.065 (J)			
4/2/2019	<0.1	0.044 (J)			0.23 (J)	0.14 (J)
9/23/2019	<0.1					
9/25/2019		0.075 (J)	0.13 (J)			
9/26/2019					<0.1	0.071 (J)
2/18/2020	<0.1					
2/20/2020		<0.1			<0.1	
2/24/2020			0.051 (J)			0.11 (J)
3/19/2020	<0.1		<0.1		0.052 (J)	0.12 (J)
3/23/2020		<0.1				
5/22/2020				0.065 (J)		
6/23/2020				<0.1		
7/28/2020				<0.1		
9/2/2020				0.061 (J)		

Confidence Interval

Constituent: Fluoride (mg/L) Analysis Run 11/15/2022 8:39 PM View: Confidence Intervals

Plant Bowen Client: Southern Company Data: Bowen AP-1

	BGWA-6	BGWC-10	BGWC-12	BGWC-14A	BGWC-16	BGWC-17
9/23/2020	<0.1					
9/24/2020		<0.1			0.059 (J)	0.12
9/25/2020			<0.1			
10/1/2020				<0.1		
11/10/2020				<0.1		
12/15/2020				0.052		
1/20/2021				<0.1		
2/18/2021	<0.1	<0.1		0.055 (J)	0.064 (J)	0.1
2/19/2021			<0.1			
3/24/2021			<0.1	<0.1	0.053 (J)	0.11
3/30/2021		<0.1				
3/31/2021	<0.1					
8/16/2021	<0.1					
8/18/2021		<0.1	<0.1	<0.1	<0.1	
8/19/2021						0.097 (J)
2/9/2022	<0.1			<0.1		
2/11/2022		<0.1	<0.1		0.056 (J)	0.1
7/26/2022	0.052 (J)			0.082 (J)		
7/27/2022			0.081 (J)		0.091 (J)	0.13
7/28/2022		0.064 (J)				
Mean	0.0861	0.11	0.104	0.08577	0.135	0.1877
Std. Dev.	0.02728	0.06845	0.06177	0.01993	0.1123	0.1399
Upper Lim.	0.1	0.12	0.12	0.1	0.14	0.19
Lower Lim.	0.06	0.075	0.08	0.055	0.061	0.1

Confidence Interval

Constituent: Fluoride (mg/L) Analysis Run 11/15/2022 8:39 PM View: Confidence Intervals

Plant Bowen Client: Southern Company Data: Bowen AP-1

	BGWC-18	BGWC-19	BGWC-20	BGWC-21	BGWC-22	BGWC-23
6/8/2016	0.1 (J)	<0.1	0.09 (J)	<0.1	0.43	
6/9/2016						0.12 (J)
8/12/2016	0.39	0.2 (J)	0.04 (J)			
8/18/2016				0.09 (J)	0.3 (J)	0.08 (J)
10/7/2016	0.16 (J)	0.07 (J)				
10/10/2016			0.06 (J)	0.04 (J)	0.32	0.09 (J)
12/6/2016	0.32					
12/7/2016		0.09 (J)	0.07 (J)			0.08 (J)
12/8/2016				0.08 (J)	0.26 (J)	
2/16/2017	0.38	0.6				
2/17/2017			0.06 (J)	0.08 (J)	0.39	
2/20/2017						0.09 (J)
4/19/2017	0.08 (J)	0.09 (J)	0.005 (J)	0.04 (J)		0.03 (J)
4/20/2017					0.34	
6/1/2017	0.09 (J)	0.05 (J)	0.65	0.03 (J)		
6/5/2017					0.29 (J)	<0.1
7/14/2017	0.06 (J)	0.08 (J)				
7/17/2017						0.09 (J)
7/18/2017			0.36	0.08 (J)		
7/19/2017					0.33	
10/11/2017	0.14 (J)	0.11 (J)	<0.1			0.09 (J)
10/12/2017				0.12 (J)	0.31	
3/27/2018	<0.1	<0.1				
3/28/2018			<0.1	<0.1		
3/29/2018					0.58	<0.1
6/13/2018			0.038 (J)			0.71
6/14/2018	0.095 (J)			<0.1	0.15 (J)	
6/15/2018		0.07 (J)				
10/18/2018	0.054 (J)					
10/19/2018		0.17 (J)		<0.1		
10/22/2018			<0.1		0.78	0.81
2/27/2019	<0.1		0.13 (J)			
3/1/2019		0.14 (J)			0.34	0.38
4/2/2019	0.044 (J)					
4/3/2019		0.051 (J)	0.072 (J)	0.032 (J)	0.23 (J)	0.1 (J)
5/2/2019					1.4	
9/26/2019	0.052 (J)	<0.1	<0.1			
9/27/2019					1	0.54
9/30/2019				0.066 (J)		
2/24/2020	<0.1	0.05 (J)	<0.1			
2/25/2020					0.24 (J)	0.066 (J)
2/26/2020				<0.1		
3/20/2020	<0.1	<0.1		<0.1	0.23 (J)	
3/23/2020			<0.1			0.056 (J)
9/24/2020	0.058 (J)			<0.1	0.24	0.062 (J)
9/28/2020		<0.1	<0.1			
2/18/2021	<0.1	<0.1	<0.1			
2/19/2021				<0.1	0.2	<0.1
3/24/2021	<0.1					
3/26/2021		0.053 (J)				0.054 (J)
3/29/2021			<0.1	<0.1	0.22	
7/19/2021					0.24	0.065 (J)

Confidence Interval

Constituent: Fluoride (mg/L) Analysis Run 11/15/2022 8:39 PM View: Confidence Intervals

Plant Bowen Client: Southern Company Data: Bowen AP-1

	BGWC-18	BGWC-19	BGWC-20	BGWC-21	BGWC-22	BGWC-23
8/19/2021	<0.1					
8/20/2021		<0.1	<0.1	<0.1		
8/23/2021					0.23	<0.1
11/1/2021					0.25	0.068 (J)
2/14/2022						<0.1
2/15/2022					0.24	
2/16/2022	<0.1	<0.1	<0.1	<0.1		
7/27/2022	0.081 (J)	0.071 (J)	0.062 (J)			
7/28/2022				<0.1		
8/1/2022						0.07 (J)
8/2/2022					0.19	
Mean	0.1263	0.1172	0.119	0.08445	0.3742	0.166
Std. Dev.	0.09818	0.1113	0.1324	0.02606	0.2814	0.2097
Upper Lim.	0.14	0.11	0.13	0.1	0.34	0.1
Lower Lim.	0.08	0.07	0.062	0.066	0.23	0.068

Confidence Interval

Constituent: Fluoride (mg/L) Analysis Run 11/15/2022 8:39 PM View: Confidence Intervals

Plant Bowen Client: Southern Company Data: Bowen AP-1

	BGWC-24	BGWC-25	BGWC-30	BGWC-32	BGWC-34D	BGWC-35D
6/8/2016		0.14 (J)				
6/9/2016	<0.1					
8/15/2016		0.08 (J)				
8/18/2016	0.24 (J)					
10/10/2016	0.3	0.1 (J)				
12/7/2016	0.05 (J)					
12/8/2016		0.06 (J)				
1/23/2017			0.06 (J)			
2/7/2017			0.09 (J)			
2/20/2017	0.65	0.16 (J)				
3/27/2017			0.09 (J)			
4/17/2017			0.36			
4/19/2017	0.21 (J)					
4/20/2017		0.02 (J)				
5/22/2017			0.05 (J)			
6/1/2017		0.04 (J)				
6/5/2017	0.05 (J)		0.32			
7/11/2017			0.13 (J)			
7/17/2017	2.5	0.07 (J)				
8/23/2017			0.17 (J)			
10/10/2017			0.35			
10/11/2017	1.8	0.11 (J)				
3/26/2018			0.75			
3/28/2018		<0.1				
3/29/2018	2					
6/13/2018	3.1					
6/14/2018		<0.1				
6/15/2018			0.51			
10/19/2018					<0.1	
10/22/2018	3.1	<0.1	0.44	0.65		0.91
3/1/2019	1	0.12 (J)	0.24 (J)			
4/2/2019			0.68			
4/3/2019	3					
4/4/2019		<0.1			0.035 (J)	0.26 (J)
4/5/2019				0.66		
5/3/2019				1.3		
9/24/2019					<0.1	
9/26/2019				0.15 (J)		0.11 (J)
9/27/2019			0.13 (J)			
9/30/2019	1.2	0.065 (J)				
11/15/2019				0.51		
2/25/2020						0.14 (J)
2/26/2020	0.064 (J)	<0.1	0.057 (J)			
2/27/2020				0.13 (J)	<0.1	
3/23/2020			0.054 (J)			
3/24/2020		<0.1		0.13 (J)	<0.1	
3/25/2020	0.056 (J)					0.17 (J)
9/25/2020	0.054 (J)		<0.1	0.097 (J)		0.17
9/28/2020		<0.1			<0.1	
2/19/2021	0.14				<0.1	
2/22/2021						0.21
2/23/2021		<0.1		0.13		

Confidence Interval

Constituent: Fluoride (mg/L) Analysis Run 11/15/2022 8:39 PM View: Confidence Intervals

Plant Bowen Client: Southern Company Data: Bowen AP-1

	BGWC-24	BGWC-25	BGWC-30	BGWC-32	BGWC-34D	BGWC-35D
3/8/2021			<0.1			
3/25/2021			<0.1			
3/26/2021	0.095 (J)	<0.1				0.13
3/30/2021				0.14	<0.1	
7/19/2021	0.13					
7/20/2021			<0.1			
8/19/2021		<0.1	<0.1			
8/20/2021						0.22
8/23/2021	0.12					
8/24/2021					<0.1	
8/25/2021				0.15		
11/1/2021	0.15		0.055 (J)			
2/14/2022			0.075 (J)			
2/15/2022	<0.1					
2/16/2022		<0.1		0.13	<0.1	
2/17/2022						0.21
7/27/2022		0.051 (J)				
7/28/2022					0.053 (J)	0.23
7/29/2022				0.16		
8/1/2022			0.09 (J)			
8/2/2022	0.097 (J)					
10/21/2022	0.14 (R)					
Mean	0.7864	0.092	0.208	0.3336	0.08982	0.2509
Std. Dev.	1.074	0.03071	0.2007	0.3569	0.02301	0.2234
Upper Lim.	1.2	0.11	0.32	0.66	0.1	0.26
Lower Lim.	0.097	0.07	0.075	0.13	0.053	0.13

Confidence Interval

Constituent: Fluoride (mg/L) Analysis Run 11/15/2022 8:39 PM View: Confidence Intervals

Plant Bowen Client: Southern Company Data: Bowen AP-1

	BGWC-36D	BGWC-37D	BGWC-38D	BGWC-39	BGWC-40	BGWC-41D
10/17/2018	<0.1					
4/2/2019	0.44					
9/27/2019	0.26 (J)					
12/13/2019				0.16 (J)		
12/16/2019					0.13 (J)	
2/25/2020		0.57				
2/26/2020	0.13 (J)					
2/27/2020			0.55	0.071 (J)		
2/28/2020					0.062 (J)	
3/23/2020	0.13 (J)					
3/24/2020		0.43	0.61	0.06 (J)		
3/25/2020					<0.1	
5/4/2020						<0.1
9/2/2020			0.47			0.088 (J)
9/25/2020		0.34				
9/28/2020	0.1					
9/29/2020				<0.1	<0.1	
2/22/2021		0.3		0.095 (J)	<0.1	0.099 (J)
3/8/2021	0.14					
3/9/2021			0.67			
3/25/2021	0.12					
3/26/2021		0.27				
3/29/2021			0.73			
3/30/2021					0.06 (J)	
3/31/2021				0.08 (J)		0.077 (J)
8/19/2021			0.4			
8/20/2021		0.18				
8/23/2021	0.11					
8/24/2021				0.18	0.076 (J)	0.11
11/1/2021			0.32			
2/14/2022	0.12		0.34			
2/15/2022						0.07 (J)
2/16/2022				0.11	0.068 (J)	
2/17/2022		0.16				
7/28/2022		0.19			0.092 (J)	
7/29/2022	0.14					0.1
8/2/2022			0.46	0.12		
Mean	0.1627	0.305	0.5056	0.1084	0.08756	0.092
Std. Dev.	0.1019	0.1405	0.1443	0.03988	0.02295	0.01429
Upper Lim.	0.26	0.57	0.73	0.18	0.13	0.11
Lower Lim.	0.1	0.16	0.32	0.06	0.06	0.07

Confidence Interval

Constituent: Fluoride (mg/L) Analysis Run 11/15/2022 8:39 PM View: Confidence Intervals

Plant Bowen Client: Southern Company Data: Bowen AP-1

	BGWC-42D	BGWC-43D	BGWC-44D	BGWC-49D	BGWC-50D	BGWC-51
5/4/2020		0.93	<0.1			
5/11/2020	0.34					
5/20/2020	0.4	0.78				
9/3/2020	0.5	0.87	<0.1			
1/28/2021						0.17
2/18/2021			0.16			
2/22/2021	0.69					
2/23/2021						0.087 (J)
3/8/2021		0.9				
3/29/2021		1				
3/30/2021						0.11
3/31/2021			0.088 (J)			
4/1/2021	0.72					
4/19/2021				0.055 (J)	0.078 (J)	
7/20/2021		1.2				
8/18/2021			<0.1		<0.1	
8/20/2021	0.56					
8/23/2021		1.2				0.084 (J)
8/24/2021				<0.1		
2/9/2022			0.11		0.08 (J)	
2/14/2022						0.13
2/15/2022		0.89				
2/17/2022	0.61			<0.1		
7/26/2022			<0.1		0.12	
7/28/2022	0.55					
8/1/2022		0.86		0.087 (J)		0.16
Mean	0.5463	0.9589	0.1083	0.0855	0.0945	0.1235
Std. Dev.	0.1316	0.1486	0.02368	0.02124	0.01969	0.03636
Upper Lim.	0.72	1.2	0.16	0.1	0.12	0.17
Lower Lim.	0.34	0.78	0.088	0.055	0.078	0.084

Confidence Interval

Constituent: Fluoride (mg/L) Analysis Run 11/15/2022 8:39 PM View: Confidence Intervals

Plant Bowen Client: Southern Company Data: Bowen AP-1

	BGWC-52	BGWC-7	BGWC-8	BGWC-9
6/6/2016				0.12 (J)
6/7/2016			<0.1	
6/8/2016		0.19 (J)		
8/10/2016			0.07 (J)	
8/11/2016		0.15 (J)		0.27 (J)
10/4/2016			0.07 (J)	
10/5/2016				0.12 (J)
10/6/2016		0.17 (J)		
12/2/2016			0.09 (J)	
12/5/2016				0.26 (J)
12/6/2016		0.22 (J)		
2/14/2017			0.02 (J)	
2/15/2017		0.18 (J)		0.46
4/14/2017			0.02 (J)	
4/17/2017				0.14 (J)
4/18/2017		0.11 (J)		
5/26/2017			0.02 (J)	0.13 (J)
6/2/2017		0.07 (J)		
7/10/2017			0.03 (J)	
7/11/2017				0.2 (J)
7/14/2017		0.23 (J)		
10/10/2017			<0.1	0.61
10/11/2017		0.1 (J)		
3/26/2018			<0.1	
3/27/2018		<0.1		0.36
6/12/2018			0.061 (J)	0.13 (J)
6/13/2018		0.25 (J)		
10/16/2018			<0.1	
10/17/2018				0.13 (J)
10/18/2018		0.047 (J)		
2/25/2019			<0.1	
2/28/2019		0.23 (J)		
4/1/2019			<0.1	0.33
4/2/2019		0.22 (J)		
9/24/2019		0.12 (J)	<0.1	0.096 (J)
2/19/2020			<0.1	
2/20/2020				0.063 (J)
2/21/2020		0.12 (J)		
3/18/2020			<0.1	
3/19/2020		0.12 (J)		0.074 (J)
9/23/2020			<0.1	
9/24/2020				0.091 (J)
9/25/2020		0.11		
1/28/2021	0.1			
2/16/2021			<0.1	
2/17/2021				0.086 (J)
2/18/2021		0.13		
2/23/2021	0.073 (J)			
3/24/2021			<0.1	0.075 (J)
3/30/2021	0.12	0.18		
8/18/2021			<0.1	0.073 (J)
8/19/2021		0.12		

Confidence Interval

Constituent: Fluoride (mg/L) Analysis Run 11/15/2022 8:39 PM View: Confidence Intervals

Plant Bowen Client: Southern Company Data: Bowen AP-1

	BGWC-52	BGWC-7	BGWC-8	BGWC-9
8/23/2021	0.093 (J)			
2/10/2022			<0.1	0.071 (J)
2/11/2022		0.12		
2/14/2022	0.1			
7/26/2022			0.067 (J)	0.11
7/28/2022	0.14	0.16		
Mean	0.1043	0.1499	0.08035	0.1818
Std. Dev.	0.02309	0.05502	0.02994	0.1443
Upper Lim.	0.14	0.19	0.1	0.26
Lower Lim.	0.073	0.11	0.067	0.086

Confidence Interval

Constituent: Lead (mg/L) Analysis Run 11/15/2022 8:39 PM View: Confidence Intervals

Plant Bowen Client: Southern Company Data: Bowen AP-1

	BGWA-6	BGWC-10	BGWC-12	BGWC-14A	BGWC-16	BGWC-17
6/6/2016	<0.001					
6/7/2016		<0.001	<0.001		<0.001	<0.001
8/10/2016	<0.001					
8/11/2016					<0.001	<0.001
8/12/2016			0.0001 (J)			
8/16/2016		<0.001				
10/4/2016	<0.001					
10/6/2016			0.0002 (J)			
10/7/2016		<0.001			<0.001	<0.001
12/1/2016	<0.001					
12/5/2016			0.0003 (J)			
12/6/2016		<0.001			<0.001	<0.001
2/14/2017	<0.001					
2/15/2017			<0.001			
2/16/2017		<0.001			<0.001	<0.001
4/13/2017	<0.001					
4/18/2017		<0.001	<0.001		<0.001	
4/19/2017						<0.001
5/25/2017	<0.001					
5/30/2017					0.0001 (J)	<0.001
6/2/2017		<0.001	0.0001 (J)			
7/7/2017	<0.001					
7/12/2017		<0.001				
7/13/2017			0.0001 (J)			
7/14/2017					0.0002 (J)	<0.001
3/27/2018		<0.001			<0.001	<0.001
3/28/2018			<0.001			
2/25/2019					<0.001	
2/27/2019						<0.001
2/28/2019		<0.001	<0.001			
4/1/2019			<0.001			
4/2/2019	7E-05 (J)	<0.001			<0.001	<0.001
9/23/2019	<0.001					
9/25/2019		0.00019 (J)	0.00063 (J)			
9/26/2019					0.00034 (J)	<0.001
2/18/2020	<0.001					
2/20/2020		0.00014 (J)			0.00014 (J)	
2/24/2020			<0.001			7.9E-05 (J)
3/19/2020	<0.001		<0.001		0.00013 (J)	<0.001
3/23/2020		<0.001				
5/22/2020				7.3E-05 (J)		
6/23/2020				<0.001		
7/28/2020				<0.001		
9/2/2020				<0.001		
9/23/2020	6.4E-05 (J)					
9/24/2020		<0.001			0.00021 (J)	<0.001
9/25/2020			<0.001			
10/1/2020				6.2E-05 (J)		
11/10/2020				0.00011 (J)		
12/15/2020				5.6E-05 (J)		
1/20/2021				<0.001		
2/18/2021	5.7E-05 (J)	<0.001		<0.001	0.00013 (J)	<0.001

Confidence Interval

Constituent: Lead (mg/L) Analysis Run 11/15/2022 8:39 PM View: Confidence Intervals

Plant Bowen Client: Southern Company Data: Bowen AP-1

	BGWA-6	BGWC-10	BGWC-12	BGWC-14A	BGWC-16	BGWC-17
2/19/2021			8.7E-05 (J)			
3/24/2021			0.00013 (J)	<0.001	8E-05 (J)	<0.001
3/30/2021		<0.001				
3/31/2021	0.00016 (J)					
8/16/2021	<0.001					
8/18/2021		<0.001	<0.001	<0.001	<0.001	
8/19/2021						<0.001
2/9/2022	<0.001			<0.001		
2/11/2022		<0.001	<0.001		<0.001	<0.001
7/26/2022	<0.001			<0.001		
7/27/2022			<0.001		<0.001	<0.001
7/28/2022		<0.001				
Mean	0.0007973	0.0009165	0.0006824	0.0007155	0.0006665	0.000954
Std. Dev.	0.0003908	0.0002571	0.0004148	0.0004444	0.0004221	0.0002059
Upper Lim.	0.001	0.001	0.001	0.001	0.001	0.001
Lower Lim.	0.00016	0.00019	0.00013	6.2E-05	0.00014	7.9E-05

Confidence Interval

Constituent: Lead (mg/L) Analysis Run 11/15/2022 8:39 PM View: Confidence Intervals

Plant Bowen Client: Southern Company Data: Bowen AP-1

	BGWC-18	BGWC-19	BGWC-20	BGWC-21	BGWC-22	BGWC-23
6/8/2016	<0.001	<0.001	<0.001	<0.001	<0.001	
6/9/2016						<0.001
8/12/2016	0.0001 (J)	<0.001	<0.001			
8/18/2016				<0.001	<0.001	<0.001
10/7/2016	<0.001	<0.001				
10/10/2016			<0.001	<0.001	<0.001	<0.001
12/6/2016	0.0001 (J)					
12/7/2016		<0.001	<0.001			<0.001
12/8/2016				<0.001	<0.001	
2/16/2017	0.0002 (J)	<0.001				
2/17/2017			<0.001	<0.001	<0.001	
2/20/2017						<0.001
4/19/2017	0.0001 (J)	0.0006 (J)	<0.001	<0.001		<0.001
4/20/2017					<0.001	
6/1/2017	9E-05 (J)	<0.001	0.0001 (J)	<0.001		
6/5/2017					<0.001	<0.001
7/14/2017	0.0001 (J)	<0.001				
7/17/2017						<0.001
7/18/2017			<0.001	<0.001		
7/19/2017					<0.001	
3/27/2018	<0.001	<0.001				
3/28/2018			<0.001	<0.001		
3/29/2018					<0.001	<0.001
2/27/2019	<0.001		<0.001			
3/1/2019		<0.001			0.00033 (J)	<0.001
4/2/2019	8.1E-05 (J)					
4/3/2019		<0.001	<0.001	6.8E-05 (J)	<0.001	<0.001
9/26/2019	<0.001	<0.001	<0.001			
9/27/2019					5.4E-05 (J)	<0.001
9/30/2019				7.3E-05 (J)		
2/24/2020	<0.001	<0.001	<0.001			
2/25/2020					<0.001	<0.001
2/26/2020				5.3E-05 (J)		
3/20/2020	<0.001	<0.001		6E-05 (J)	<0.001	
3/23/2020			<0.001			<0.001
9/24/2020	<0.001			5E-05 (J)	0.00014 (J)	0.00014 (J)
9/28/2020		3.8E-05 (J)	8.3E-05 (J)			
2/18/2021	<0.001	<0.001	<0.001			
2/19/2021				8.7E-05 (J)	0.00011 (J)	<0.001
3/24/2021	<0.001					
3/26/2021		<0.001				0.00031 (J)
3/29/2021			<0.001	9.4E-05 (J)	6.1E-05 (J)	
8/19/2021	<0.001					
8/20/2021		<0.001	<0.001	<0.001		
8/23/2021					<0.001	<0.001
2/14/2022						<0.001
2/15/2022					<0.001	
2/16/2022	<0.001	<0.001	<0.001	<0.001		
7/27/2022	<0.001	<0.001	<0.001			
7/28/2022				<0.001		
8/1/2022						<0.001
8/2/2022					<0.001	

Confidence Interval

Constituent: Lead (mg/L) Analysis Run 11/15/2022 8:39 PM View: Confidence Intervals

Plant Bowen Client: Southern Company Data: Bowen AP-1

	BGWC-18	BGWC-19	BGWC-20	BGWC-21	BGWC-22	BGWC-23
Mean	0.0006886	0.0009319	0.0009092	0.0006571	0.0007848	0.0009225
Std. Dev.	0.000436	0.0002286	0.0002796	0.0004614	0.000386	0.0002401
Upper Lim.	0.001	0.001	0.001	0.001	0.001	0.001
Lower Lim.	0.0001	0.0006	0.0001	6.8E-05	0.00033	0.00031

Confidence Interval

Constituent: Lead (mg/L) Analysis Run 11/15/2022 8:39 PM View: Confidence Intervals

Plant Bowen Client: Southern Company Data: Bowen AP-1

	BGWC-24	BGWC-25	BGWC-30	BGWC-31	BGWC-32	BGWC-34D
6/8/2016		<0.001				
6/9/2016	0.00059 (J)					
8/15/2016		0.0005 (J)				
8/18/2016	<0.001					
10/10/2016	<0.001	<0.001				
12/7/2016	<0.001					
12/8/2016		0.0006 (J)				
1/23/2017			0.0003 (J)			
2/7/2017			0.0002 (J)			
2/20/2017	<0.001	0.0004 (J)				
3/27/2017			8E-05 (J)			
4/17/2017			<0.001			
4/19/2017	<0.001					
4/20/2017		0.0002 (J)				
5/22/2017			<0.001			
6/1/2017		7E-05 (J)				
6/5/2017	7E-05 (J)		<0.001			
7/11/2017			8E-05 (J)			
7/17/2017	<0.001	<0.001				
8/23/2017			<0.001			
3/26/2018			<0.001			
3/28/2018		<0.001				
3/29/2018	<0.001					
3/1/2019	<0.001	<0.001	<0.001			
4/2/2019			<0.001			
4/3/2019	<0.001					
4/4/2019		<0.001		0.00065 (J)		5.4E-05 (J)
4/5/2019					<0.001	
9/24/2019				0.0004 (J)		<0.001
9/26/2019					<0.001	
9/27/2019			0.00018 (J)			
9/30/2019	<0.001	<0.001				
2/26/2020	<0.001	<0.001	0.00035 (J)	7.6E-05 (J)		
2/27/2020					<0.001	<0.001
3/23/2020			0.00011 (J)	0.00028 (J)		
3/24/2020		<0.001			<0.001	<0.001
3/25/2020	5.4E-05 (J)					
9/25/2020	0.0001 (J)		0.00016 (J)		0.00011 (J)	
9/28/2020		5.1E-05 (J)		0.0013 (J)		<0.001
2/19/2021	4.3E-05 (J)					<0.001
2/22/2021				0.00045 (J)		
2/23/2021		7.4E-05 (J)			7.2E-05 (J)	
3/8/2021			0.00018 (J)			
3/25/2021			0.00015 (J)			
3/26/2021	7.1E-05 (J)	0.00013 (J)				
3/29/2021				0.00061 (J)		
3/30/2021					<0.001	<0.001
8/19/2021		<0.001	<0.001			
8/20/2021				<0.001		
8/23/2021	<0.001					
8/24/2021						<0.001
8/25/2021					<0.001	

Confidence Interval

Constituent: Lead (mg/L) Analysis Run 11/15/2022 8:39 PM View: Confidence Intervals

Plant Bowen Client: Southern Company Data: Bowen AP-1

	BGWC-24	BGWC-25	BGWC-30	BGWC-31	BGWC-32	BGWC-34D
2/14/2022			<0.001			
2/15/2022	<0.001					
2/16/2022		<0.001		<0.001	<0.001	<0.001
7/27/2022		<0.001				
7/28/2022				<0.001		<0.001
7/29/2022					<0.001	
8/1/2022			<0.001			
8/2/2022	<0.001					
10/21/2022	<0.001 (R)					
Mean	0.0007585	0.0007013	0.0005895	0.0006766	0.0008182	0.0009054
Std. Dev.	0.0004057	0.0003977	0.0004255	0.0003878	0.0003834	0.0002992
Upper Lim.	0.001	0.001	0.001	0.001	0.001	0.001
Lower Lim.	0.0001	0.0002	0.00016	0.00028	0.00011	0.001

Confidence Interval

Constituent: Lead (mg/L) Analysis Run 11/15/2022 8:39 PM View: Confidence Intervals

Plant Bowen Client: Southern Company Data: Bowen AP-1

	BGWC-35D	BGWC-36D	BGWC-37D	BGWC-38D	BGWC-39	BGWC-40
4/2/2019		0.00067 (J)				
4/4/2019	0.00023 (J)					
9/26/2019	6.9E-05 (J)					
9/27/2019		0.0005 (J)				
2/25/2020	0.00025 (J)		0.00011 (J)			
2/26/2020		0.00033 (J)				
2/27/2020				0.00025 (J)	<0.001	
2/28/2020						0.00014 (J)
3/23/2020		0.00014 (J)				
3/24/2020			7.3E-05 (J)	0.00016 (J)	0.0001 (J)	
3/25/2020	0.00018 (J)					0.00017 (J)
9/2/2020				0.00022 (J)		
9/25/2020	0.00037 (J)		0.00029 (J)			
9/28/2020		0.00017 (J)				
9/29/2020					<0.001	0.00024 (J)
2/22/2021	0.00011 (J)		8.2E-05 (J)		<0.001	0.00014 (J)
3/8/2021		0.00011 (J)				
3/9/2021				<0.001		
3/25/2021		<0.001				
3/26/2021	<0.001		<0.001			
3/29/2021				<0.001		
3/30/2021						0.00018 (J)
3/31/2021					<0.001	
8/19/2021				<0.001		
8/20/2021	<0.001		<0.001			
8/23/2021		<0.001				
8/24/2021					<0.001	<0.001
2/14/2022		<0.001		<0.001		
2/16/2022					<0.001	<0.001
2/17/2022	<0.001		<0.001			
7/28/2022	<0.001		<0.001			<0.001
7/29/2022		<0.001				
8/2/2022				<0.001	<0.001	
Mean	0.0005209	0.000592	0.0005694	0.0007038	0.0008875	0.0004838
Std. Dev.	0.0004201	0.0003893	0.0004652	0.0004096	0.0003182	0.0004286
Upper Lim.	0.001	0.001	0.001	0.001	0.001	0.001
Lower Lim.	0.00011	0.00014	7.3E-05	0.00016	0.0001	0.00014

Confidence Interval

Constituent: Lead (mg/L) Analysis Run 11/15/2022 8:39 PM View: Confidence Intervals

Plant Bowen Client: Southern Company Data: Bowen AP-1

	BGWC-41D	BGWC-42D	BGWC-43D	BGWC-44D	BGWC-49D	BGWC-50D
9/2/2020	<0.001					
9/3/2020		<0.001	0.00012 (J)	<0.001		
2/18/2021				0.00017 (J)		
2/22/2021	<0.001	4.1E-05 (J)				
3/8/2021			<0.001			
3/29/2021			<0.001			
3/31/2021	3.6E-05 (J)			<0.001		
4/1/2021		4.4E-05 (J)				
4/19/2021					4.4E-05 (J)	0.00014 (J)
8/18/2021				<0.001		<0.001
8/20/2021		<0.001				
8/23/2021			<0.001			
8/24/2021	<0.001				<0.001	
2/9/2022				<0.001		<0.001
2/15/2022	<0.001		<0.001			
2/17/2022		<0.001			<0.001	
7/26/2022				<0.001		<0.001
7/28/2022		<0.001				
7/29/2022	<0.001					
8/1/2022			<0.001		<0.001	
Mean	0.0008393	0.0006808	0.0008533	0.0008617	0.000761	0.000785
Std. Dev.	0.0003936	0.0004945	0.0003593	0.0003388	0.000478	0.00043
Upper Lim.	0.001	0.001	0.001	0.001	0.001	0.001
Lower Lim.	3.6E-05	4.1E-05	0.00012	0.00017	4.4E-05	0.00014

Confidence Interval

Constituent: Lead (mg/L) Analysis Run 11/15/2022 8:39 PM View: Confidence Intervals

Plant Bowen Client: Southern Company Data: Bowen AP-1

	BGWC-51	BGWC-52	BGWC-8	BGWC-9
6/6/2016				<0.001
6/7/2016			<0.001	
8/10/2016			<0.001	
8/11/2016				<0.001
10/4/2016			<0.001	
10/5/2016				0.0005 (J)
12/2/2016			<0.001	
12/5/2016				0.0002 (J)
2/14/2017			<0.001	
2/15/2017				<0.001
4/14/2017			<0.001	
4/17/2017				0.0001 (J)
5/26/2017			0.0003 (J)	0.0001 (J)
7/10/2017			<0.001	
7/11/2017				<0.001
3/26/2018			<0.001	
3/27/2018				<0.001
2/25/2019			<0.001	
4/1/2019			<0.001	9.2E-05 (J)
9/24/2019			<0.001	5.6E-05 (J)
2/19/2020			0.00014 (J)	
2/20/2020				8.2E-05 (J)
3/18/2020			<0.001	
3/19/2020				6.3E-05 (J)
9/23/2020			<0.001	
9/24/2020				<0.001
1/28/2021	0.00016 (J)	5.4E-05 (J)		
2/16/2021			0.0001 (J)	
2/17/2021				7.5E-05 (J)
2/23/2021	0.00015 (J)	0.0001 (J)		
3/24/2021			0.00015 (J)	<0.001
3/30/2021	0.00022 (J)	0.00011 (J)		
8/18/2021			<0.001	<0.001
8/23/2021	<0.001	<0.001		
2/10/2022			<0.001	<0.001
2/14/2022	<0.001	<0.001		
7/26/2022			<0.001	<0.001
7/28/2022		<0.001		
8/1/2022	<0.001			
Mean	0.0005883	0.000544	0.0008345	0.0005931
Std. Dev.	0.0004516	0.0004999	0.0003414	0.0004506
Upper Lim.	0.001	0.001	0.001	0.001
Lower Lim.	0.00015	5.4E-05	0.0003	8.2E-05

Confidence Interval

Constituent: Lithium (mg/L) Analysis Run 11/15/2022 8:39 PM View: Confidence Intervals

Plant Bowen Client: Southern Company Data: Bowen AP-1

	BGWA-6	BGWC-10	BGWC-12	BGWC-14A	BGWC-16	BGWC-17
6/6/2016	<0.03					
6/7/2016		0.0065	<0.03		<0.03	<0.03
8/10/2016	<0.03					
8/11/2016					<0.03	<0.03
8/12/2016			<0.03			
8/16/2016		<0.03				
10/4/2016	<0.03					
10/6/2016			<0.03			
10/7/2016		<0.03			<0.03	<0.03
12/1/2016	<0.03					
12/5/2016			<0.03			
12/6/2016		<0.03			<0.03	<0.03
2/14/2017	<0.03					
2/15/2017			<0.03			
2/16/2017		<0.03			<0.03	<0.03
4/13/2017	<0.03					
4/18/2017		0.0011 (J)	<0.03		<0.03	
4/19/2017						<0.03
5/25/2017	<0.03					
5/30/2017					<0.03	<0.03
6/2/2017		0.0011 (J)	<0.03			
7/7/2017	<0.03					
7/12/2017		<0.03				
7/13/2017			<0.03			
7/14/2017					<0.03	<0.03
3/27/2018		0.0025 (J)			<0.03	<0.03
3/28/2018			<0.03			
6/12/2018					<0.03	
6/14/2018		0.0011 (J)	<0.03			<0.03
10/16/2018	<0.03					
10/17/2018			<0.03			<0.03
10/18/2018		0.0016 (J)			<0.03	
2/25/2019					<0.03	
2/27/2019						<0.03
2/28/2019		0.0017 (J)	0.0011 (J)			
4/1/2019			0.00078 (J)			
4/2/2019	<0.03	0.0012 (J)			0.00049 (J)	0.00069 (J)
9/23/2019	<0.03					
9/25/2019		<0.03	0.001 (J)			
9/26/2019					<0.03	<0.03
2/18/2020	<0.03					
2/20/2020		0.00093 (J)			<0.03	
2/24/2020			0.00091 (J)			<0.03
3/19/2020	<0.03		0.00097 (J)		<0.03	<0.03
3/23/2020		0.00084 (J)				
5/22/2020				<0.03		
6/23/2020				<0.03		
7/28/2020				<0.03		
9/2/2020				0.00095 (J)		
9/23/2020	<0.03					
9/24/2020		0.0013 (J)			<0.03	<0.03
9/25/2020			0.001 (J)			

Confidence Interval

Constituent: Lithium (mg/L) Analysis Run 11/15/2022 8:39 PM View: Confidence Intervals

Plant Bowen Client: Southern Company Data: Bowen AP-1

	BGWA-6	BGWC-10	BGWC-12	BGWC-14A	BGWC-16	BGWC-17
10/1/2020				0.00095 (J)		
11/10/2020				<0.03		
12/15/2020				0.00091		
1/20/2021				0.00082 (J)		
2/18/2021	<0.03	0.0011 (J)		<0.03	<0.03	<0.03
2/19/2021			0.0011 (J)			
3/24/2021			0.0012 (J)	<0.03	<0.03	<0.03
3/30/2021		0.00092 (J)				
3/31/2021	0.00082 (J)					
8/16/2021	<0.03					
8/18/2021		<0.03	0.0013 (J)	0.00087 (J)	<0.03	
8/19/2021						<0.03
2/9/2022	<0.03			<0.03		
2/11/2022		0.00079 (J)	0.0011 (J)		<0.03	<0.03
7/26/2022	<0.03			0.0011 (J)		
7/27/2022			0.0014 (J)		<0.03	<0.03
7/28/2022		0.00076 (J)				
Mean	0.02846	0.01061	0.01554	0.01658	0.02866	0.02867
Std. Dev.	0.006694	0.01361	0.0148	0.01508	0.006292	0.006249
Upper Lim.	0.03	0.03	0.03	0.03	0.03	0.03
Lower Lim.	0.00082	0.00093	0.001	0.00087	0.00049	0.00069

Confidence Interval

Constituent: Lithium (mg/L) Analysis Run 11/15/2022 8:39 PM View: Confidence Intervals

Plant Bowen Client: Southern Company Data: Bowen AP-1

	BGWC-20	BGWC-22	BGWC-23	BGWC-24	BGWC-30	BGWC-34D
6/8/2016	0.016	0.012				
6/9/2016			0.0074	0.0057		
8/12/2016	0.0202 (J)					
8/18/2016		0.0118 (J)	0.0078 (J)	0.0061 (J)		
10/10/2016	0.0194 (J)	0.0137 (J)	0.0093 (J)	0.006 (J)		
12/7/2016	0.0265 (J)		0.0117 (J)	0.0066 (J)		
12/8/2016		0.0154 (J)				
1/23/2017					0.0171 (J)	
2/7/2017					0.0196 (J)	
2/17/2017	0.0253 (J)	0.0125 (J)				
2/20/2017			0.011 (J)	0.0053 (J)		
3/27/2017					0.0192 (J)	
4/17/2017					0.0169 (J)	
4/19/2017	0.0233 (J)		0.0105 (J)	0.0055 (J)		
4/20/2017		0.012 (J)				
5/22/2017					0.0167 (J)	
6/1/2017	0.023 (J)					
6/5/2017		0.0114 (J)	0.0108 (J)	0.0068 (J)	0.0177 (J)	
7/11/2017					0.0203 (J)	
7/17/2017			0.0095 (J)	<0.03		
7/18/2017	0.0207 (J)					
7/19/2017		0.0126 (J)				
8/23/2017					0.0182 (J)	
3/26/2018					0.0063 (J)	
3/28/2018	0.013 (J)					
3/29/2018		0.021 (J)	0.014 (J)	0.0053 (J)		
6/13/2018	0.02 (J)		0.014 (J)	0.0067 (J)		
6/14/2018		0.024 (J)				
6/15/2018					0.0049 (J)	
10/19/2018						0.00098 (J)
10/22/2018	0.016 (J)	0.034 (J)	0.016 (J)	0.0075 (J)	0.005 (J)	
2/27/2019	0.015 (J)					
3/1/2019		0.022 (J)	0.017 (J)	0.0068 (J)	0.0044 (J)	
4/2/2019					0.0041 (J)	
4/3/2019	0.012 (J)	0.024 (J)	0.013 (J)	0.0048 (J)		
4/4/2019						0.00068 (J)
9/24/2019						<0.03
9/26/2019	0.018 (J)					
9/27/2019		0.039	0.024 (J)		0.0012 (J)	
9/30/2019				0.0077 (J)		
2/24/2020	0.021 (J)					
2/25/2020		0.026 (J)	0.033			
2/26/2020				0.0082 (J)	0.00096 (J)	
2/27/2020						<0.03
3/20/2020		0.029 (J)				
3/23/2020	0.02 (J)		0.032		0.0014 (J)	
3/24/2020						<0.03
3/25/2020				0.0078 (J)		
9/24/2020		0.043	0.031			
9/25/2020				0.0078 (J)	0.0011 (J)	
9/28/2020	0.027 (J)					<0.03
2/18/2021	0.041					

Confidence Interval

Constituent: Lithium (mg/L) Analysis Run 11/15/2022 8:39 PM View: Confidence Intervals

Plant Bowen Client: Southern Company Data: Bowen AP-1

	BGWC-20	BGWC-22	BGWC-23	BGWC-24	BGWC-30	BGWC-34D
2/19/2021		0.035	0.04	0.0086 (J)		<0.03
3/8/2021					0.0012 (J)	
3/25/2021					<0.03	
3/26/2021			0.039 (J)	<0.03		
3/29/2021	0.036	0.033				
3/30/2021						<0.03
8/19/2021					0.0012 (J)	
8/20/2021	0.025 (J)					
8/23/2021		0.028 (J)	0.029 (J)	0.0076 (J)		
8/24/2021						<0.03
2/14/2022			0.033		0.0015 (J)	
2/15/2022		0.032 (J)		0.0086 (J)		
2/16/2022	0.031					<0.03
7/27/2022	0.037					
7/28/2022						<0.03
8/1/2022			0.029 (J)		0.0012 (J)	
8/2/2022		0.03 (J)		<0.03		
10/21/2022				0.0057 (J)		
Mean	0.02302	0.0237	0.02009	0.009787	0.009553	0.0247
Std. Dev.	0.007705	0.009957	0.01101	0.008078	0.008986	0.0118
Upper Lim.	0.0265	0.032	0.031	0.0082	0.0177	0.03
Lower Lim.	0.018	0.0126	0.0108	0.0057	0.0012	0.00098

Confidence Interval

Constituent: Lithium (mg/L) Analysis Run 11/15/2022 8:39 PM View: Confidence Intervals

Plant Bowen Client: Southern Company Data: Bowen AP-1

	BGWC-35D	BGWC-36D	BGWC-37D	BGWC-38D	BGWC-39	BGWC-40
10/17/2018		0.0044 (J)				
10/22/2018	0.011 (J)					
4/2/2019		0.0021 (J)				
4/4/2019	0.0096 (J)					
9/26/2019	0.013					
9/27/2019		0.0028 (J)				
2/25/2020	0.011 (J)		0.044			
2/26/2020		0.001 (J)				
2/27/2020				0.02 (J)	0.0036 (J)	
2/28/2020						0.00084 (J)
3/23/2020		<0.03				
3/24/2020			0.025 (J)	0.019 (J)	0.0029 (J)	
3/25/2020	0.0092 (J)					0.00079 (J)
9/2/2020				0.0096 (J)		
9/25/2020	0.0062 (J)		0.014 (J)			
9/28/2020		0.0011 (J)				
9/29/2020					0.0066 (J)	<0.03
2/22/2021	0.014 (J)		0.0092 (J)		0.0038 (J)	<0.03
3/8/2021		0.0017 (J)				
3/9/2021				0.011 (J)		
3/25/2021		0.0022 (J)				
3/26/2021	0.02 (J)		0.0066 (J)			
3/29/2021				0.012 (J)		
3/30/2021						0.00086 (J)
3/31/2021					0.0039 (J)	
8/19/2021				0.0066 (J)		
8/20/2021	0.016 (J)		0.004 (J)			
8/23/2021		0.0022 (J)				
8/24/2021					0.0056 (J)	0.001 (J)
2/14/2022		0.002 (J)		0.0061 (J)		
2/16/2022					0.0042 (J)	<0.15 (o)
2/17/2022	0.018 (J)		<0.15 (o)			
7/28/2022	0.016 (J)		0.0026 (J)			<0.03
7/29/2022		0.0012 (J)				
8/2/2022				0.009 (J)	0.0038 (J)	
Mean	0.01309	0.004609	0.01506	0.01166	0.0043	0.01336
Std. Dev.	0.004161	0.008474	0.01484	0.005235	0.001201	0.01557
Upper Lim.	0.018	0.0044	0.044	0.02	0.0066	0.03
Lower Lim.	0.0092	0.0011	0.0026	0.0061	0.0029	0.00079

Confidence Interval

Constituent: Lithium (mg/L) Analysis Run 11/15/2022 8:39 PM View: Confidence Intervals

Plant Bowen Client: Southern Company Data: Bowen AP-1

	BGWC-41D	BGWC-42D	BGWC-43D	BGWC-44D	BGWC-49D	BGWC-51
9/2/2020	0.00092 (J)					
9/3/2020		0.0014 (J)	0.023 (J)	0.0016 (J)		
1/28/2021						0.0017 (J)
2/18/2021				0.0035 (J)		
2/22/2021	0.0017 (J)	<0.03				
2/23/2021						0.0015 (J)
3/8/2021			0.024 (J)			
3/29/2021			0.026 (J)			
3/30/2021						0.0035 (J)
3/31/2021	0.0017 (J)			0.0029 (J)		
4/1/2021		0.0022 (J)				
4/19/2021					0.0083 (J)	
8/18/2021				0.0027 (J)		
8/20/2021		0.0012 (J)				
8/23/2021			0.031			0.0011 (J)
8/24/2021	0.0024 (J)				0.01 (J)	
2/9/2022				0.0036 (J)		
2/14/2022						<0.03
2/15/2022	0.002 (J)		0.027 (J)			
2/17/2022		<0.15 (o)			0.0076 (J)	
7/26/2022				0.0037 (J)		
7/28/2022		0.0016 (J)				
7/29/2022	0.0018 (J)					
8/1/2022			0.025 (J)		0.0057 (J)	<0.03
Mean	0.001753	0.00728	0.026	0.003	0.0079	0.0113
Std. Dev.	0.0004861	0.01271	0.002828	0.000795	0.00178	0.01451
Upper Lim.	0.0024	0.03	0.031	0.0037	0.01	0.03
Lower Lim.	0.00092	0.0012	0.023	0.0016	0.0057	0.0011

Confidence Interval

Constituent: Lithium (mg/L) Analysis Run 11/15/2022 8:39 PM View: Confidence Intervals

Plant Bowen Client: Southern Company Data: Bowen AP-1

	BGWC-52	BGWC-7	BGWC-8	BGWC-9
6/6/2016				<0.03
6/7/2016			<0.03	
6/8/2016		0.0079		
8/10/2016			<0.03	
8/11/2016		0.0093 (J)		<0.03
10/4/2016			<0.03	
10/5/2016				<0.03
10/6/2016		0.0102 (J)		
12/2/2016			<0.03	
12/5/2016				<0.03
12/6/2016		0.0094 (J)		
2/14/2017			<0.03	
2/15/2017		<0.03		<0.03
4/14/2017			<0.03	
4/17/2017				0.0013 (J)
4/18/2017		0.0086 (J)		
5/26/2017			<0.03	0.0013 (J)
6/2/2017		0.0102 (J)		
7/10/2017			<0.03	
7/11/2017				<0.03
7/14/2017		0.0092 (J)		
3/26/2018			<0.03	
3/27/2018		0.0087 (J)		0.0014 (J)
6/12/2018			<0.03	0.0012 (J)
6/13/2018		0.0084 (J)		
10/16/2018			0.001 (J)	
10/17/2018				<0.03
10/18/2018		0.0083 (J)		
2/25/2019			<0.03	
2/28/2019		0.0086 (J)		
4/1/2019			<0.03	0.0012 (J)
4/2/2019		0.0073 (J)		
9/24/2019		0.0083 (J)	<0.03	0.0011 (J)
2/19/2020			<0.03	
2/20/2020				0.002 (J)
2/21/2020		0.0088 (J)		
3/18/2020			<0.03	
3/19/2020		0.0097 (J)		0.0019 (J)
9/23/2020			<0.03	
9/24/2020				0.0011 (J)
9/25/2020		0.0065 (J)		
1/28/2021	0.0037 (J)			
2/16/2021			<0.03	
2/17/2021				0.0013 (J)
2/18/2021		0.0072 (J)		
2/23/2021	0.0038 (J)			
3/24/2021			<0.03	0.0014 (J)
3/30/2021	0.0038 (J)	0.0084 (J)		
8/18/2021			<0.03	0.0013 (J)
8/19/2021		0.007 (J)		
8/23/2021	0.0033 (J)			
2/10/2022			<0.03	0.0016 (J)

Confidence Interval

Constituent: Lithium (mg/L) Analysis Run 11/15/2022 8:39 PM View: Confidence Intervals

Plant Bowen Client: Southern Company Data: Bowen AP-1

	BGWC-52	BGWC-7	BGWC-8	BGWC-9
2/11/2022		0.0074 (J)		
2/14/2022	0.002 (J)			
7/26/2022			<0.03	0.0014 (J)
7/28/2022	0.00088 (J)	0.0061 (J)		
Mean	0.002913	0.009341	0.02868	0.01093
Std. Dev.	0.001209	0.004745	0.006183	0.01382
Upper Lim.	0.0038	0.0093	0.03	0.03
Lower Lim.	0.00088	0.0074	0.001	0.0013

Confidence Interval

Constituent: Mercury (mg/L) Analysis Run 11/15/2022 8:39 PM View: Confidence Intervals

Plant Bowen Client: Southern Company Data: Bowen AP-1

	BGWA-6	BGWC-10	BGWC-12	BGWC-14A	BGWC-16	BGWC-17
6/6/2016	8.4E-05 (J)					
6/7/2016		0.0001 (J)	0.0001 (J)		9.8E-05 (J)	0.00017 (J)
8/10/2016	<0.0002					
8/11/2016					<0.0002	0.00019 (J)
8/12/2016			<0.0002			
8/16/2016		<0.0002				
10/4/2016	<0.0002					
10/6/2016			<0.0002			
10/7/2016		<0.0002			<0.0002	0.00014 (J)
12/1/2016	<0.0002					
12/5/2016			<0.0002			
12/6/2016		<0.0002			<0.0002	0.00016 (J)
2/14/2017	<0.0002					
2/15/2017			<0.0002			
2/16/2017		<0.0002			<0.0002	0.00017 (J)
4/13/2017	<0.0002					
4/18/2017		<0.0002	<0.0002		<0.0002	
4/19/2017						0.00014 (J)
5/25/2017	<0.0002					
5/30/2017					<0.0002	0.00023 (J)
6/2/2017		<0.0002	<0.0002			
7/7/2017	<0.0002					
7/12/2017		<0.0002				
7/13/2017			<0.0002			
7/14/2017					<0.0002	0.00016 (J)
3/27/2018		<0.0002			<0.0002	<0.0002
3/28/2018			<0.0002			
2/25/2019					<0.0002	
2/27/2019						0.00029 (J)
2/28/2019		4.8E-05 (J)	5.8E-05 (J)			
4/1/2019			<0.0002			
4/2/2019	<0.0002	<0.0002			<0.0002	0.0004
9/23/2019	<0.0002					
9/25/2019		<0.0002	<0.0002			
9/26/2019					<0.0002	<0.0002
2/18/2020	<0.0002					
2/20/2020		<0.0002			<0.0002	
2/24/2020			<0.0002			0.0003 (J)
3/19/2020	<0.0002		<0.0002		<0.0002	0.00017 (J)
3/23/2020		<0.0002				
5/22/2020				<0.0002		
6/23/2020				<0.0002		
7/28/2020				<0.0002		
9/2/2020				<0.0002		
9/23/2020	<0.0002					
9/24/2020		<0.0002			<0.0002	0.00027 (J)
9/25/2020			<0.0002			
10/1/2020				<0.0002		
11/10/2020				<0.0002		
12/15/2020				<0.0002		
1/20/2021				<0.0002		
2/18/2021	<0.0002	<0.0002		<0.0002	<0.0002	0.00017 (J)

Confidence Interval

Constituent: Mercury (mg/L) Analysis Run 11/15/2022 8:39 PM View: Confidence Intervals

Plant Bowen Client: Southern Company Data: Bowen AP-1

	BGWA-6	BGWC-10	BGWC-12	BGWC-14A	BGWC-16	BGWC-17
2/19/2021			<0.0002			
3/24/2021			<0.0002	<0.0002	<0.0002	0.00012 (J)
3/30/2021		<0.0002				
3/31/2021	<0.0002					
8/16/2021	<0.0002					
8/18/2021		<0.0002	<0.0002	<0.0002	0.0002 (J)	
8/19/2021						<0.0002
2/9/2022	<0.0002			<0.0002		
2/11/2022		<0.0002	<0.0002		<0.0002	<0.0002
7/26/2022	<0.0002			0.00016 (J)		
7/27/2022			<0.0002		<0.0002	0.00025
7/28/2022		<0.0002				
Mean	0.0001936	0.0001874	0.0001879	0.0001969	0.0001949	0.0002065
Std. Dev.	2.734E-05	3.969E-05	3.786E-05	1.109E-05	2.281E-05	6.73E-05
Upper Lim.	0.0002	0.0002	0.0002	0.0002	0.0002	0.00025
Lower Lim.	8.4E-05	0.0001	0.0001	0.00016	9.8E-05	0.00016

Confidence Interval

Constituent: Mercury (mg/L) Analysis Run 11/15/2022 8:39 PM View: Confidence Intervals

Plant Bowen Client: Southern Company Data: Bowen AP-1

	BGWC-18	BGWC-19	BGWC-20	BGWC-22	BGWC-23	BGWC-24
6/8/2016	<0.0002	<0.0002	<0.0002	9.2E-05 (J)		
6/9/2016					<0.0002	<0.0002
8/12/2016	<0.0002	<0.0002	<0.0002			
8/18/2016				<0.0002	<0.0002	<0.0002
10/7/2016	<0.0002	<0.0002				
10/10/2016			<0.0002	<0.0002	<0.0002	4E-05 (J)
12/6/2016	<0.0002					
12/7/2016		8E-05 (J)	<0.0002		5E-05 (J)	7E-05 (J)
12/8/2016				<0.0002		
2/16/2017	<0.0002	<0.0002				
2/17/2017			<0.0002	<0.0002		
2/20/2017					<0.0002	5E-05 (J)
4/19/2017	<0.0002	<0.0002	<0.0002		<0.0002	0.00016 (J)
4/20/2017				<0.0002		
6/1/2017	<0.0002	<0.0002	<0.0002			
6/5/2017				<0.0002	<0.0002	0.00013 (J)
7/14/2017	<0.0002	<0.0002				
7/17/2017					<0.0002	0.00013 (J)
7/18/2017			<0.0002			
7/19/2017				<0.0002		
3/27/2018	<0.0002	<0.0002				
3/28/2018			<0.0002			
3/29/2018				<0.0002	<0.0002	<0.0002
2/27/2019	7.9E-05 (J)		6.6E-05 (J)			
3/1/2019		5E-05 (J)		4.2E-05 (J)	4.4E-05 (J)	0.00093
4/2/2019	<0.0002					
4/3/2019		<0.0002	<0.0002	<0.0002	<0.0002	0.0013
9/26/2019	<0.0002	<0.0002	<0.0002			
9/27/2019				<0.0002	<0.0002	
9/30/2019						0.0011
2/24/2020	<0.0002	<0.0002	<0.0002			
2/25/2020				<0.0002	<0.0002	
2/26/2020						0.0011
3/20/2020	<0.0002	<0.0002		<0.0002		
3/23/2020			<0.0002		<0.0002	
3/25/2020						0.0011
9/24/2020	<0.0002			<0.0002	<0.0002	
9/25/2020						0.0036
9/28/2020		<0.0002	<0.0002			
2/18/2021	<0.0002	<0.0002	<0.0002			
2/19/2021				<0.0002	<0.0002	0.0033
3/24/2021	<0.0002					
3/26/2021		<0.0002			<0.0002	0.0058
3/29/2021			<0.0002	<0.0002		
8/19/2021	<0.0002					
8/20/2021		<0.0002	<0.0002			
8/23/2021				<0.0002	<0.0002	0.00026
2/14/2022					<0.0002	
2/15/2022				<0.0002		0.0014
2/16/2022	<0.0002	<0.0002	<0.0002			
7/27/2022	<0.0002	<0.0002	<0.0002			
8/1/2022					<0.0002	

Confidence Interval

Constituent: Mercury (mg/L) Analysis Run 11/15/2022 8:39 PM View: Confidence Intervals

Plant Bowen Client: Southern Company Data: Bowen AP-1

	BGWC-18	BGWC-19	BGWC-20	BGWC-22	BGWC-23	BGWC-24
8/2/2022				<0.0002		<0.0002
10/21/2022						0.00026
Mean	0.0001939	0.0001865	0.0001933	0.0001867	0.0001847	0.001025
Std. Dev.	2.706E-05	4.184E-05	2.996E-05	4.173E-05	4.71E-05	0.001482
Upper Lim.	0.0002	0.0002	0.0002	0.0002	0.0002	0.0013
Lower Lim.	7.9E-05	8E-05	6.6E-05	9.2E-05	5E-05	0.00013

Confidence Interval

Constituent: Mercury (mg/L) Analysis Run 11/15/2022 8:39 PM View: Confidence Intervals

Plant Bowen Client: Southern Company Data: Bowen AP-1

	BGWC-25	BGWC-30	BGWC-31	BGWC-34D	BGWC-35D	BGWC-36D
6/8/2016	<0.0002					
8/15/2016	<0.0002					
10/10/2016	<0.0002					
12/8/2016	<0.0002					
1/23/2017		8E-05 (J)				
2/7/2017		0.00011 (J)				
2/20/2017	<0.0002					
3/27/2017		8E-05 (J)				
4/17/2017		4E-05 (J)				
4/20/2017	<0.0002					
5/22/2017		<0.0002				
6/1/2017	<0.0002					
6/5/2017		6E-05 (J)				
7/11/2017		9.1E-05 (J)				
7/17/2017	<0.0002					
8/23/2017		5E-05 (J)				
3/26/2018		<0.0002				
3/28/2018	<0.0002					
3/1/2019	4.7E-05 (J)	0.0001 (J)				
4/2/2019		<0.0002				<0.0002
4/4/2019	<0.0002		<0.0002	<0.0002	<0.0002	
9/24/2019			<0.0002	<0.0002		
9/26/2019					<0.0002	
9/27/2019		<0.0002				<0.0002
9/30/2019	<0.0002					
2/25/2020					<0.0002	
2/26/2020	<0.0002	<0.0002	<0.0002			0.00018 (J)
2/27/2020				<0.0002		
3/23/2020		<0.0002	<0.0002			<0.0002
3/24/2020	<0.0002			<0.0002		
3/25/2020					<0.0002	
9/25/2020		<0.0002			<0.0002	
9/28/2020	<0.0002		<0.0002	<0.0002		<0.0002
2/19/2021				<0.0002		
2/22/2021			<0.0002		<0.0002	
2/23/2021	<0.0002					
3/8/2021		<0.0002				<0.0002
3/25/2021		<0.0002				<0.0002
3/26/2021	<0.0002				<0.0002	
3/29/2021			<0.0002			
3/30/2021				<0.0002		
8/19/2021	<0.0002	<0.0002				
8/20/2021			<0.0002		<0.0002	
8/23/2021						<0.0002
8/24/2021				<0.0002		
2/14/2022		<0.0002				<0.0002
2/16/2022	<0.0002		<0.0002	<0.0002		
2/17/2022					<0.0002	
7/27/2022	<0.0002					
7/28/2022			0.00015 (J)	0.00014 (J)	0.00016 (J)	
7/29/2022						<0.0002
8/1/2022		<0.0002				

Confidence Interval

Constituent: Mercury (mg/L) Analysis Run 11/15/2022 8:39 PM View: Confidence Intervals

Plant Bowen Client: Southern Company Data: Bowen AP-1

	BGWC-25	BGWC-30	BGWC-31	BGWC-34D	BGWC-35D	BGWC-36D
Mean	0.0001923	0.0001505	0.000195	0.000194	0.000196	0.000198
Std. Dev.	3.421E-05	6.39E-05	1.581E-05	1.897E-05	1.265E-05	6.325E-06
Upper Lim.	0.0002	0.0002	0.0002	0.0002	0.0002	0.0002
Lower Lim.	4.7E-05	8E-05	0.0002	0.0002	0.0002	0.0002

Confidence Interval

Constituent: Mercury (mg/L) Analysis Run 11/15/2022 8:39 PM View: Confidence Intervals

Plant Bowen Client: Southern Company Data: Bowen AP-1

	BGWC-38D	BGWC-44D	BGWC-51	BGWC-52	BGWC-7	BGWC-8
6/7/2016						9.7E-05 (J)
6/8/2016					<0.0002	
8/10/2016						<0.0002
8/11/2016					<0.0002	
10/4/2016						<0.0002
10/6/2016					<0.0002	
12/2/2016						<0.0002
12/6/2016					<0.0002	
2/14/2017						<0.0002
2/15/2017					<0.0002	
4/14/2017						<0.0002
4/18/2017					<0.0002	
5/26/2017						<0.0002
6/2/2017					<0.0002	
7/10/2017						<0.0002
7/14/2017					<0.0002	
3/26/2018						<0.0002
3/27/2018					<0.0002	
2/25/2019						<0.0002
2/28/2019					5.3E-05 (J)	
4/1/2019						<0.0002
4/2/2019					<0.0002	
9/24/2019					<0.0002	<0.0002
2/19/2020						<0.0002
2/21/2020					<0.0002	
2/27/2020	<0.0002					
3/18/2020						<0.0002
3/19/2020					<0.0002	
3/24/2020	<0.0002					
9/2/2020	0.0001 (J)					
9/3/2020		<0.0002				
9/23/2020						<0.0002
9/25/2020					<0.0002	
1/28/2021			0.0046	0.00019 (J)		
2/16/2021						<0.0002
2/18/2021		<0.0002			<0.0002	
2/23/2021			0.0033	<0.0002		
3/9/2021	<0.0002					
3/24/2021						<0.0002
3/29/2021	<0.0002					
3/30/2021			0.002	<0.0002	<0.0002	
3/31/2021		<0.0002				
8/18/2021		<0.0002				<0.0002
8/19/2021	0.00012 (J)				<0.0002	
8/23/2021			0.0014	<0.0002		
2/9/2022		<0.0002				
2/10/2022						<0.0002
2/11/2022					<0.0002	
2/14/2022	<0.0002		0.00025	<0.0002		
7/26/2022		0.00017 (J)				0.00016 (J)
7/28/2022				<0.0002	<0.0002	
8/1/2022			<0.0002			

Confidence Interval

Constituent: Mercury (mg/L) Analysis Run 11/15/2022 8:39 PM View: Confidence Intervals

Plant Bowen Client: Southern Company Data: Bowen AP-1

	BGWC-38D	BGWC-44D	BGWC-51	BGWC-52	BGWC-7	BGWC-8
8/2/2022	0.00028					
Mean	0.0001875	0.000195	0.001958	0.0001983	0.0001926	0.0001928
Std. Dev.	5.548E-05	1.225E-05	0.001738	4.082E-06	3.287E-05	2.426E-05
Upper Lim.	0.00028	0.0002	0.0046	0.0002	0.0002	0.0002
Lower Lim.	0.0001	0.00017	0.0002	0.00019	5.3E-05	0.00016

Confidence Interval

Constituent: Mercury (mg/L) Analysis Run 11/15/2022 8:39 PM View: Confidence Intervals

Plant Bowen Client: Southern Company Data: Bowen AP-1

	BGWC-9
6/6/2016	8E-05 (J)
8/11/2016	<0.0002
10/5/2016	<0.0002
12/5/2016	<0.0002
2/15/2017	<0.0002
4/17/2017	<0.0002
5/26/2017	<0.0002
7/11/2017	<0.0002
3/27/2018	<0.0002
4/1/2019	<0.0002
9/24/2019	<0.0002
2/20/2020	<0.0002
3/19/2020	<0.0002
9/24/2020	<0.0002
2/17/2021	<0.0002
3/24/2021	<0.0002
8/18/2021	<0.0002
2/10/2022	<0.0002
7/26/2022	0.00016 (J)
Mean	0.0001916
Std. Dev.	2.853E-05
Upper Lim.	0.0002
Lower Lim.	0.00016

Confidence Interval

Constituent: Molybdenum (mg/L) Analysis Run 11/15/2022 8:39 PM View: Confidence Intervals

Plant Bowen Client: Southern Company Data: Bowen AP-1

	BGWA-6	BGWC-10	BGWC-14A	BGWC-19	BGWC-20	BGWC-21
6/6/2016	<0.01					
6/7/2016		0.0067 (J)				
6/8/2016				<0.01	0.011 (J)	0.0027 (J)
8/10/2016	<0.01					
8/12/2016				<0.01	0.0127	
8/16/2016		0.0032 (J)				
8/18/2016						0.0023 (J)
10/4/2016	<0.01					
10/7/2016		0.0032 (J)		<0.01		
10/10/2016					0.0136	0.0025 (J)
12/1/2016	<0.01					
12/6/2016		0.0049 (J)				
12/7/2016				<0.01	0.0139	
12/8/2016						<0.01
2/14/2017	<0.01					
2/16/2017		0.0039 (J)		<0.01		
2/17/2017					0.0148	<0.01
4/13/2017	<0.01					
4/18/2017		0.0032 (J)				
4/19/2017				<0.01	0.012	0.0014 (J)
5/25/2017	<0.01					
6/1/2017				<0.01	0.0125	0.0012 (J)
6/2/2017		0.0035 (J)				
7/7/2017	<0.01					
7/12/2017		0.0037 (J)				
7/14/2017				<0.01		
7/18/2017					0.0155	0.0013 (J)
3/27/2018		0.0032 (J)		<0.01		
3/28/2018					0.012	<0.01
6/13/2018					0.016	
6/14/2018		0.0033 (J)				<0.01
6/15/2018				<0.01		
10/16/2018	<0.01					
10/18/2018		0.0034 (J)				
10/19/2018				<0.01		<0.01
10/22/2018					0.013	
2/27/2019					0.013	
2/28/2019		0.0035 (J)				
3/1/2019				<0.01		
4/2/2019	0.00026 (J)	0.0032 (J)				
4/3/2019				0.00023 (J)	0.012	0.0019 (J)
9/23/2019	<0.01					
9/25/2019		0.0035 (J)				
9/26/2019				<0.01	0.015	
9/30/2019						0.003 (J)
2/18/2020	<0.01					
2/20/2020		0.0037 (J)				
2/24/2020				<0.01	0.015	
2/26/2020						0.0016 (J)
3/19/2020	<0.01					
3/20/2020				<0.01		0.0023 (J)
3/23/2020		0.0035 (J)			0.016	

Confidence Interval

Constituent: Molybdenum (mg/L) Analysis Run 11/15/2022 8:39 PM View: Confidence Intervals

Plant Bowen Client: Southern Company Data: Bowen AP-1

	BGWA-6	BGWC-10	BGWC-14A	BGWC-19	BGWC-20	BGWC-21
5/22/2020			0.0012 (J)			
6/23/2020			<0.01			
7/28/2020			0.00094 (J)			
9/2/2020			0.0013 (J)			
9/23/2020	<0.01					
9/24/2020		0.0032 (J)				0.0036 (J)
9/28/2020				<0.01	0.018	
10/1/2020			0.0017 (J)			
11/10/2020			0.0016 (J)			
12/15/2020			0.0019			
1/20/2021			0.0016 (J)			
2/18/2021	<0.01	0.0036 (J)	0.0045 (J)	<0.01	0.028	
2/19/2021						0.0013 (J)
3/24/2021			<0.01			
3/26/2021				<0.01		
3/29/2021					0.024	0.0021 (J)
3/30/2021		0.0035 (J)				
3/31/2021	0.001 (J)					
8/16/2021	<0.01					
8/18/2021		0.0029 (J)	0.0011 (J)			
8/20/2021				<0.01	0.026	0.003 (J)
2/9/2022	<0.01		<0.01			
2/11/2022		0.003 (J)				
2/16/2022				<0.01	0.025	0.005 (J)
7/26/2022	<0.01		0.0015 (J)			
7/27/2022				<0.01	0.028	
7/28/2022		0.0028 (J)				0.0042 (J)
Mean	0.009014	0.003573	0.003642	0.009556	0.01668	0.004257
Std. Dev.	0.002957	0.0008172	0.00373	0.002083	0.005584	0.003424
Upper Lim.	0.01	0.0036	0.01	0.01	0.018	0.005
Lower Lim.	0.001	0.0032	0.0011	0.00023	0.0127	0.0016

Confidence Interval

Constituent: Molybdenum (mg/L) Analysis Run 11/15/2022 8:39 PM View: Confidence Intervals

Plant Bowen Client: Southern Company Data: Bowen AP-1

	BGWC-22	BGWC-23	BGWC-24	BGWC-25	BGWC-30	BGWC-31
6/8/2016	0.07			0.0064 (J)		
6/9/2016		0.013 (J)	0.0024 (J)			
8/15/2016				0.0039 (J)		
8/18/2016	0.0758	0.0136	0.0034 (J)			
10/10/2016	0.0712	0.0134	0.0047 (J)	0.0029 (J)		
12/7/2016		0.0128	0.0066 (J)			
12/8/2016	0.0682			<0.01		
1/23/2017					0.0125	
2/7/2017					0.0163	
2/17/2017	0.066					
2/20/2017		0.0122	0.0026 (J)	0.0024 (J)		
3/27/2017					0.0157	
4/17/2017					0.0178	
4/19/2017		0.0124	0.002 (J)			
4/20/2017	0.0662			0.0019 (J)		
5/22/2017					0.0208	
6/1/2017				0.0026 (J)		
6/5/2017	0.071	0.0115	0.0015 (J)		0.0191	
7/11/2017					0.0218	
7/17/2017		0.0131	0.0013 (J)	0.0024 (J)		
7/19/2017	0.0703					
8/23/2017					0.0218	
3/26/2018					0.014	
3/28/2018				<0.01		
3/29/2018	0.056	0.013	0.0027 (J)			
6/13/2018		0.013	<0.01			
6/14/2018	0.059			<0.01		
6/15/2018					0.012	
10/18/2018						<0.01
10/22/2018	0.055	0.013	<0.01	<0.01	0.01	
3/1/2019	0.039	0.013	<0.01	<0.01	0.011	
4/2/2019					0.01	
4/3/2019	0.039	0.012	0.00095 (J)			
4/4/2019				0.00096 (J)		0.00033 (J)
5/2/2019	0.043					
9/24/2019						<0.01
9/27/2019	0.045	0.012			0.0036 (J)	
9/30/2019			0.00099 (J)	<0.01		
2/25/2020	0.039	0.014				
2/26/2020			<0.01	<0.01	0.0023 (J)	<0.01
3/20/2020	0.039					
3/23/2020		0.013			0.0037 (J)	<0.01
3/24/2020				<0.01		
3/25/2020			<0.01			
9/24/2020	0.04	0.011				
9/25/2020			0.00081 (J)		0.0027 (J)	
9/28/2020				<0.01		<0.01
2/19/2021	0.046	0.011	<0.01			
2/22/2021						<0.01
2/23/2021				<0.01		
3/8/2021					0.0031 (J)	
3/25/2021					0.0017 (J)	

Confidence Interval

Constituent: Molybdenum (mg/L) Analysis Run 11/15/2022 8:39 PM View: Confidence Intervals

Plant Bowen Client: Southern Company Data: Bowen AP-1

	BGWC-22	BGWC-23	BGWC-24	BGWC-25	BGWC-30	BGWC-31
3/26/2021		0.011 (J)	<0.01	<0.01		
3/29/2021	0.045					<0.01
7/19/2021	0.044	0.011	<0.01			
7/20/2021					0.0018 (J)	
8/19/2021				<0.01	0.0032 (J)	
8/20/2021						<0.01
8/23/2021	0.041	0.0098 (J)	<0.01			
11/1/2021	0.043	0.0092 (J)	<0.01		0.0032 (J)	
2/14/2022		0.0079 (J)			0.0048 (J)	
2/15/2022	0.039		<0.01			
2/16/2022				<0.01		<0.01
7/27/2022				<0.01		
7/28/2022						<0.01
8/1/2022		0.0071 (J)			0.0047 (J)	
8/2/2022	0.04		0.0027 (J)			
10/21/2022			<0.01 (R)			
Mean	0.05243	0.01179	0.006106	0.00743	0.0099	0.009121
Std. Dev.	0.01338	0.001785	0.003993	0.003605	0.00711	0.002916
Upper Lim.	0.0662	0.013	0.01	0.01	0.0163	0.01
Lower Lim.	0.04	0.011	0.0024	0.0029	0.0032	0.01

Confidence Interval

Constituent: Molybdenum (mg/L) Analysis Run 11/15/2022 8:39 PM View: Confidence Intervals

Plant Bowen Client: Southern Company Data: Bowen AP-1

	BGWC-32	BGWC-34D	BGWC-35D	BGWC-36D	BGWC-37D	BGWC-38D
10/17/2018				0.017		
10/19/2018		0.0021 (J)				
10/22/2018	0.0038 (J)		0.033			
11/29/2018			0.03			
1/14/2019				0.013		
4/2/2019				0.011		
4/4/2019		0.0011 (J)	0.03			
4/5/2019	0.0035 (J)					
5/2/2019						0.11
5/3/2019	0.0048 (J)				0.04	
9/24/2019		<0.01				
9/26/2019	0.003 (J)		0.033			
9/27/2019				0.013		
2/25/2020			0.026		0.012	
2/26/2020				0.0032 (J)		
2/27/2020	0.0032 (J)	0.001 (J)				0.11
3/23/2020				0.0058 (J)		
3/24/2020	0.0031 (J)	0.001 (J)			0.01	0.12
3/25/2020			0.022			
9/2/2020						0.1
9/25/2020	0.003 (J)		0.024		0.0088 (J)	
9/28/2020		0.00078 (J)		0.0084 (J)		
2/19/2021		0.0009 (J)				
2/22/2021			0.035		0.012	
2/23/2021	0.0032 (J)					
3/8/2021				0.0083 (J)		
3/9/2021						0.13
3/25/2021				0.013		
3/26/2021			0.036		0.017	
3/29/2021						0.13
3/30/2021	0.0037 (J)	0.0011 (J)				
8/19/2021						0.076
8/20/2021			0.04		0.016	
8/23/2021				0.014		
8/24/2021		0.00098 (J)				
8/25/2021	0.0038 (J)					
11/1/2021						0.081
2/14/2022				0.012		0.097
2/16/2022	0.0038 (J)	0.00094 (J)				
2/17/2022			0.039		0.016	
7/28/2022		0.0011 (J)	0.036		0.0082 (J)	
7/29/2022	0.0036 (J)			0.0095 (J)		
8/2/2022						0.093
Mean	0.003542	0.001909	0.032	0.01068	0.01556	0.1047
Std. Dev.	0.0005071	0.002706	0.005752	0.003825	0.00972	0.01878
Upper Lim.	0.0048	0.0021	0.039	0.014	0.04	0.13
Lower Lim.	0.003	0.0009	0.024	0.0058	0.0082	0.081

Confidence Interval

Constituent: Molybdenum (mg/L) Analysis Run 11/15/2022 8:39 PM View: Confidence Intervals

Plant Bowen Client: Southern Company Data: Bowen AP-1

	BGWC-39	BGWC-40	BGWC-41D	BGWC-42D	BGWC-43D	BGWC-44D
2/27/2020	0.0039 (J)					
2/28/2020		0.0014 (J)				
3/24/2020	0.0026 (J)					
3/25/2020		0.0012 (J)				
5/4/2020			<0.01		0.14	<0.01
5/11/2020				0.02		
5/20/2020				0.021	0.16	
9/2/2020			0.015			
9/3/2020				0.018	0.11	0.0055 (J)
9/29/2020	0.01	0.00069 (J)				
2/18/2021						0.0062 (J)
2/22/2021	0.0076 (J)	<0.01	0.013	0.0052 (J)		
3/8/2021					0.2	
3/29/2021					0.21	
3/30/2021		<0.01				
3/31/2021	0.0062 (J)		0.011			0.0023 (J)
4/1/2021				0.0059 (J)		
7/20/2021					0.24	
8/18/2021						0.0041 (J)
8/20/2021				0.013		
8/23/2021					0.21	
8/24/2021	0.0076 (J)	<0.01	0.011			
2/9/2022						0.0011 (J)
2/15/2022			0.0087 (J)		0.15	
2/16/2022	0.0052 (J)	<0.01				
2/17/2022				0.0055 (J)		
7/26/2022						0.012
7/28/2022		<0.01		0.0092 (J)		
7/29/2022			0.008 (J)			
8/1/2022					0.16	
8/2/2022	0.0062 (J)					
Mean	0.006163	0.006661	0.01096	0.01223	0.1756	0.005886
Std. Dev.	0.002318	0.004612	0.002425	0.00671	0.04157	0.003948
Upper Lim.	0.01	0.01	0.015	0.021	0.24	0.012
Lower Lim.	0.0026	0.00069	0.008	0.0052	0.11	0.0011

Confidence Interval

Constituent: Molybdenum (mg/L) Analysis Run 11/15/2022 8:39 PM View: Confidence Intervals

Plant Bowen Client: Southern Company Data: Bowen AP-1

	BGWC-49D	BGWC-50D	BGWC-51	BGWC-52	BGWC-7	BGWC-8
6/7/2016						0.00063 (J)
6/8/2016					0.0088 (J)	
8/10/2016						0.0039 (J)
8/11/2016					0.01	
10/4/2016						0.0052 (J)
10/6/2016					0.0117	
12/2/2016						<0.01
12/6/2016					0.0102	
2/14/2017						0.0044 (J)
2/15/2017					0.0018 (J)	
4/14/2017						0.0013 (J)
4/18/2017					0.0103	
5/26/2017						0.0024 (J)
6/2/2017					0.0129	
7/10/2017						0.0013 (J)
7/14/2017					0.0129	
3/26/2018						<0.01
3/27/2018					0.01	
6/12/2018						0.0026 (J)
6/13/2018					0.013	
10/16/2018						0.0041 (J)
10/18/2018					0.01 (J)	
2/25/2019						<0.01
2/28/2019					0.016	
4/1/2019						0.00054 (J)
4/2/2019					0.011	
9/24/2019					0.01 (J)	0.0016 (J)
2/19/2020						0.0018 (J)
2/21/2020					0.011	
3/18/2020						<0.01
3/19/2020					0.011	
9/23/2020						<0.01
9/25/2020					0.0099 (J)	
1/28/2021			<0.01	0.0038 (J)		
2/16/2021						0.0011 (J)
2/18/2021					0.0098 (J)	
2/23/2021			<0.01	0.0039 (J)		
3/24/2021						<0.01
3/30/2021			0.0027 (J)	0.0035 (J)	0.011	
4/19/2021	0.0067 (J)	0.0043 (J)				
8/18/2021		0.0021 (J)				0.0019 (J)
8/19/2021					0.0094 (J)	
8/23/2021			<0.01	0.0038 (J)		
8/24/2021	0.0049 (J)					
2/9/2022		0.0032 (J)				
2/10/2022						0.00081 (J)
2/11/2022					0.0088 (J)	
2/14/2022			<0.01	0.0041 (J)		
2/17/2022	0.0056 (J)					
7/26/2022		0.0029 (J)				0.00096 (J)
7/28/2022				0.0053 (J)	0.009 (J)	
8/1/2022	0.0066 (J)		<0.01			

Confidence Interval

Constituent: Molybdenum (mg/L) Analysis Run 11/15/2022 8:39 PM View: Confidence Intervals

Plant Bowen Client: Southern Company Data: Bowen AP-1

	BGWC-49D	BGWC-50D	BGWC-51	BGWC-52	BGWC-7	BGWC-8
Mean	0.00595	0.003125	0.008783	0.004067	0.01039	0.004297
Std. Dev.	0.0008583	0.0009106	0.00298	0.0006346	0.002555	0.003786
Upper Lim.	0.0067	0.0043	0.01	0.0053	0.0117	0.0052
Lower Lim.	0.0049	0.0021	0.0027	0.0035	0.0098	0.0011

Confidence Interval

Constituent: Molybdenum (mg/L) Analysis Run 11/15/2022 8:39 PM View: Confidence Intervals

Plant Bowen Client: Southern Company Data: Bowen AP-1

	BGWC-9
6/6/2016	0.0028 (J)
8/11/2016	0.003 (J)
10/5/2016	0.0032 (J)
12/5/2016	0.0033 (J)
2/15/2017	0.0027 (J)
4/17/2017	0.0025 (J)
5/26/2017	0.0029 (J)
7/11/2017	0.0029 (J)
3/27/2018	0.0031 (J)
6/12/2018	0.0043 (J)
10/17/2018	0.0038 (J)
4/1/2019	0.0027 (J)
9/24/2019	0.0041 (J)
2/20/2020	0.002 (J)
3/19/2020	0.0024 (J)
9/24/2020	0.0034 (J)
2/17/2021	0.0033 (J)
3/24/2021	0.0027 (J)
8/18/2021	0.0028 (J)
2/10/2022	0.0026 (J)
7/26/2022	0.0029 (J)
Mean	0.003019
Std. Dev.	0.000551
Upper Lim.	0.0033
Lower Lim.	0.0027

Confidence Interval

Constituent: Selenium (mg/L) Analysis Run 11/15/2022 8:39 PM View: Confidence Intervals

Plant Bowen Client: Southern Company Data: Bowen AP-1

	BGWA-6	BGWC-12	BGWC-14A	BGWC-16	BGWC-17	BGWC-18
6/6/2016	<0.005					
6/7/2016		<0.005		<0.005	0.0004 (J)	
6/8/2016						<0.005
8/10/2016	<0.005					
8/11/2016				<0.005	<0.005	
8/12/2016		<0.005				<0.005
10/4/2016	<0.005					
10/6/2016		<0.005				
10/7/2016				<0.005	<0.005	<0.005
12/1/2016	<0.005					
12/5/2016		<0.005				
12/6/2016				<0.005	<0.005	<0.005
2/14/2017	<0.005					
2/15/2017		<0.005				
2/16/2017				0.0012 (J)	<0.005	<0.005
4/13/2017	<0.005					
4/18/2017		<0.005		<0.005		
4/19/2017					<0.005	<0.005
5/25/2017	<0.005					
5/30/2017				<0.005	<0.005	
6/1/2017						<0.005
6/2/2017		<0.005				
7/7/2017	<0.005					
7/13/2017		<0.005				
7/14/2017				<0.005	<0.005	<0.005
3/27/2018				<0.005	<0.005	<0.005
3/28/2018		<0.005				
2/25/2019				<0.005		
2/27/2019					<0.005	<0.005
2/28/2019		<0.005				
4/1/2019		0.0004 (J)				
4/2/2019	0.00031 (J)			0.0006 (J)	0.00077 (J)	0.001 (J)
9/23/2019	<0.005					
9/25/2019		<0.005				
9/26/2019				<0.005	<0.005	<0.005
2/18/2020	<0.005					
2/20/2020				0.0026 (J)		
2/24/2020		<0.005			0.0013 (J)	<0.005
3/19/2020	<0.005	<0.005		0.0019 (J)	0.0022 (J)	
3/20/2020						<0.005
5/22/2020			0.0014 (J)			
6/23/2020			<0.005			
7/28/2020			<0.005			
9/2/2020			<0.005			
9/23/2020	<0.005					
9/24/2020				0.003 (J)	<0.005	<0.005
9/25/2020		<0.005				
10/1/2020			<0.005			
11/10/2020			<0.005			
12/15/2020			<0.005			
1/20/2021			<0.005			
2/18/2021	<0.005		<0.005	0.0017 (J)	<0.005	<0.005

Confidence Interval

Constituent: Selenium (mg/L) Analysis Run 11/15/2022 8:39 PM View: Confidence Intervals

Plant Bowen Client: Southern Company Data: Bowen AP-1

	BGWA-6	BGWC-12	BGWC-14A	BGWC-16	BGWC-17	BGWC-18
2/19/2021		<0.005				
3/24/2021		<0.005	<0.005	0.0017 (J)	<0.005	<0.005
3/31/2021	0.0032 (J)					
8/16/2021	<0.005					
8/18/2021		<0.005	<0.005	<0.005		
8/19/2021					<0.005	<0.005
2/9/2022	<0.005		<0.005			
2/11/2022		<0.005		<0.005	<0.005	
2/16/2022						<0.005
7/26/2022	<0.005		<0.005			
7/27/2022		<0.005		0.0018 (J)	<0.005	<0.005
Mean	0.004639	0.00477	0.004723	0.003725	0.004233	0.0048
Std. Dev.	0.001161	0.001029	0.0009985	0.001665	0.001603	0.0008944
Upper Lim.	0.005	0.005	0.005	0.005	0.005	0.005
Lower Lim.	0.0032	0.0004	0.0014	0.0018	0.0022	0.001

Confidence Interval

Constituent: Selenium (mg/L) Analysis Run 11/15/2022 8:39 PM View: Confidence Intervals

Plant Bowen Client: Southern Company Data: Bowen AP-1

	BGWC-19	BGWC-20	BGWC-21	BGWC-22	BGWC-23	BGWC-24
6/8/2016	0.00043 (J)	<0.005	<0.005	<0.005		
6/9/2016					<0.005	0.00099 (J)
8/12/2016	<0.005	<0.005				
8/18/2016			<0.005	<0.005	<0.005	0.0023 (J)
10/7/2016	<0.005					
10/10/2016		<0.005	0.001 (J)	<0.005	<0.005	0.004 (J)
12/7/2016	<0.005	0.0037 (J)			0.0176	0.0302
12/8/2016			<0.005	0.012		
2/16/2017	<0.005					
2/17/2017		<0.005	<0.005	<0.005		
2/20/2017					<0.005	0.0044 (J)
4/19/2017	<0.005	<0.005	<0.005		<0.005	0.0046 (J)
4/20/2017				<0.005		
6/1/2017	<0.005	<0.005	<0.005			
6/5/2017				0.0018 (J)	<0.005	0.0033 (J)
7/14/2017	<0.005					
7/17/2017					<0.005	0.0052 (J)
7/18/2017		<0.005	<0.005			
7/19/2017				<0.005		
3/27/2018	<0.005					
3/28/2018		<0.005	<0.005			
3/29/2018				<0.005	<0.005	<0.005
2/27/2019		<0.005				
3/1/2019	<0.005			<0.005	<0.005	<0.005
4/3/2019	0.00058 (J)	<0.005	0.00012 (J)	<0.005	<0.005	0.0038 (J)
9/26/2019	<0.005	<0.005				
9/27/2019				<0.005	<0.005	
9/30/2019			<0.005			0.0065 (J)
2/24/2020	0.0013 (J)	<0.005				
2/25/2020				<0.005	0.002 (J)	
2/26/2020			<0.005			0.0077 (J)
3/20/2020	<0.005		<0.005	<0.005		
3/23/2020		<0.005			<0.005	
3/25/2020						0.0067 (J)
9/24/2020			<0.005	0.0026 (J)	<0.005	
9/25/2020						0.01
9/28/2020	<0.005	<0.005				
2/18/2021	<0.005	<0.005				
2/19/2021			<0.005	<0.005	<0.005	0.0065
3/26/2021	<0.005				<0.005	<0.005
3/29/2021		<0.005	<0.005	<0.005		
8/20/2021	<0.005	<0.005	<0.005			
8/23/2021				<0.005	<0.005	0.0045 (J)
2/14/2022					<0.005	
2/15/2022				<0.005		0.0055
2/16/2022	<0.005	<0.005	<0.005			
7/27/2022	<0.005	<0.005				
7/28/2022			<0.005			
8/1/2022					<0.005	
8/2/2022				<0.005		0.0027 (J)
10/21/2022						0.0045 (J)
Mean	0.004365	0.004935	0.004533	0.00507	0.00548	0.006114

Confidence Interval

Constituent: Selenium (mg/L) Analysis Run 11/15/2022 8:39 PM View: Confidence Intervals

Plant Bowen Client: Southern Company Data: Bowen AP-1

	BGWC-19	BGWC-20	BGWC-21	BGWC-22	BGWC-23	BGWC-24
Std. Dev.	0.001557	0.0002907	0.001408	0.001848	0.00293	0.005848
Upper Lim.	0.005	0.005	0.005	0.012	0.0176	0.0065
Lower Lim.	0.0013	0.0037	0.001	0.0026	0.002	0.0038

Confidence Interval

Constituent: Selenium (mg/L) Analysis Run 11/15/2022 8:39 PM View: Confidence Intervals

Plant Bowen Client: Southern Company Data: Bowen AP-1

	BGWC-30	BGWC-31	BGWC-32	BGWC-34D	BGWC-36D	BGWC-38D
1/23/2017	0.015					
2/7/2017	0.0114					
3/27/2017	0.0092 (J)					
4/17/2017	0.0082 (J)					
5/22/2017	0.0094 (J)					
6/5/2017	0.0118					
7/11/2017	0.012					
8/23/2017	0.0097 (J)					
3/26/2018	<0.005					
3/1/2019	0.01 (J)					
4/2/2019	0.0092 (J)				0.014	
4/4/2019		8E-05 (J)		0.0001 (J)		
4/5/2019			0.00015 (J)			
9/24/2019		<0.005		<0.005		
9/26/2019			<0.005			
9/27/2019	0.0033 (J)				0.0071 (J)	
2/26/2020	<0.005	<0.005			0.0029 (J)	
2/27/2020			<0.005	<0.005		<0.005
3/23/2020	0.0041 (J)	<0.005			0.0033 (J)	
3/24/2020			<0.005	<0.005		<0.005
9/2/2020						0.003 (J)
9/25/2020	0.0035 (J)		<0.005			
9/28/2020		<0.005		<0.005	0.0076 (J)	
2/19/2021				<0.005		
2/22/2021		<0.005				
2/23/2021			<0.005			
3/8/2021	0.0048 (J)				0.011	
3/9/2021						0.005
3/25/2021	0.0021 (J)				0.012	
3/29/2021		<0.005				<0.005
3/30/2021			<0.005	<0.005		
8/19/2021	0.0052					<0.005
8/20/2021		<0.005				
8/23/2021					0.0086	
8/24/2021				<0.005		
8/25/2021			<0.005			
2/14/2022	0.0084				0.011	<0.005
2/16/2022		<0.005	<0.005	<0.005		
7/28/2022		<0.005		<0.005		
7/29/2022			<0.005		0.011	
8/1/2022	0.0074					
8/2/2022						<0.005
Mean	0.007735	0.004508	0.004515	0.00451	0.00885	0.00475
Std. Dev.	0.003482	0.001556	0.001534	0.00155	0.00367	0.0007071
Upper Lim.	0.01	0.005	0.005	0.005	0.012	0.005
Lower Lim.	0.0048	0.005	0.005	0.005	0.0033	0.003

Confidence Interval

Constituent: Selenium (mg/L) Analysis Run 11/15/2022 8:39 PM View: Confidence Intervals

Plant Bowen Client: Southern Company Data: Bowen AP-1

	BGWC-39	BGWC-40	BGWC-41D	BGWC-42D	BGWC-43D	BGWC-51
2/27/2020	<0.005					
2/28/2020		0.0018 (J)				
3/24/2020	<0.005					
3/25/2020		0.0039 (J)				
9/2/2020			0.0016 (J)			
9/3/2020				0.0022 (J)	0.0028 (J)	
9/29/2020	0.002 (J)	0.005 (J)				
1/28/2021						0.014
2/22/2021	<0.005	0.0094	<0.005	<0.005		
2/23/2021						0.013
3/8/2021					<0.005	
3/29/2021					<0.005	
3/30/2021		0.0098				0.01 (J)
3/31/2021	0.002 (J)		0.0016 (J)			
4/1/2021				0.0027 (J)		
8/20/2021				<0.005		
8/23/2021					<0.005	0.013
8/24/2021	<0.005	0.0096	<0.005			
2/14/2022						0.0042 (J)
2/15/2022			<0.005		<0.005	
2/16/2022	<0.005	0.0084				
2/17/2022				<0.005		
7/28/2022		0.007		<0.005		
7/29/2022			<0.005			
8/1/2022					<0.005	0.0036 (J)
8/2/2022	<0.005					
Mean	0.00425	0.006863	0.003867	0.00415	0.004633	0.009633
Std. Dev.	0.001389	0.002996	0.001756	0.001326	0.0008981	0.004643
Upper Lim.	0.005	0.0098	0.005	0.005	0.005	0.014
Lower Lim.	0.002	0.0018	0.0016	0.0022	0.0028	0.0036

Confidence Interval

Constituent: Selenium (mg/L) Analysis Run 11/15/2022 8:39 PM View: Confidence Intervals

Plant Bowen Client: Southern Company Data: Bowen AP-1

	BGWC-52	BGWC-8	BGWC-9
6/6/2016			0.00031 (J)
6/7/2016		4.8E-05 (J)	
8/10/2016		<0.005	
8/11/2016			0.001 (J)
10/4/2016		<0.005	
10/5/2016			0.0017 (J)
12/2/2016		<0.005	
12/5/2016			<0.005
2/14/2017		<0.005	
2/15/2017			<0.005
4/14/2017		<0.005	
4/17/2017			<0.005
5/26/2017		<0.005	0.0014 (J)
7/10/2017		<0.005	
7/11/2017			<0.005
3/26/2018		<0.005	
3/27/2018			<0.005
2/25/2019		<0.005	
4/1/2019		0.00015 (J)	0.0004 (J)
9/24/2019		<0.005	<0.005
2/19/2020		<0.005	
2/20/2020			<0.005
3/18/2020		<0.005	
3/19/2020			0.0015 (J)
9/23/2020		<0.005	
9/24/2020			<0.005
1/28/2021	<0.005		
2/16/2021		<0.005	
2/17/2021			<0.005
2/23/2021	0.0016 (J)		
3/24/2021		<0.005	<0.005
3/30/2021	<0.005		
8/18/2021		<0.005	0.0014 (J)
8/23/2021	<0.005		
2/10/2022		<0.005	<0.005
2/14/2022	0.0018 (J)		
7/26/2022		<0.005	0.0015 (J)
7/28/2022	<0.005		
Mean	0.0039	0.00451	0.003379
Std. Dev.	0.001705	0.001509	0.00198
Upper Lim.	0.005	0.005	0.005
Lower Lim.	0.0016	0.00015	0.0014

Confidence Interval

Constituent: Thallium (mg/L) Analysis Run 11/15/2022 8:39 PM View: Confidence Intervals

Plant Bowen Client: Southern Company Data: Bowen AP-1

	BGWA-6	BGWC-12	BGWC-14A	BGWC-16	BGWC-17	BGWC-18
6/6/2016	<0.001					
6/7/2016		<0.001		0.0002 (J)	8.5E-05 (J)	
6/8/2016						<0.001
8/10/2016	7E-05 (J)					
8/11/2016				0.0002 (J)	8E-05 (J)	
8/12/2016		9E-05 (J)				6E-05 (J)
10/4/2016	<0.001					
10/6/2016		<0.001				
10/7/2016				0.0002 (J)	<0.001	<0.001
12/1/2016	<0.001					
12/5/2016		<0.001				
12/6/2016				0.0003 (J)	<0.001	<0.001
2/14/2017	<0.001					
2/15/2017		<0.001				
2/16/2017				0.0003 (J)	<0.001	<0.001
4/13/2017	0.0001 (J)					
4/18/2017		9E-05 (J)		0.0002 (J)		
4/19/2017					8E-05 (J)	<0.001
5/25/2017	6E-05 (J)					
5/30/2017				0.0002 (J)	9E-05 (J)	
6/1/2017						<0.001
6/2/2017		<0.001				
7/7/2017	7E-05 (J)					
7/13/2017		8E-05 (J)				
7/14/2017				0.0002 (J)	9E-05 (J)	<0.001
3/27/2018				0.00019 (J)	<0.001	<0.001
3/28/2018		<0.001				
6/12/2018				0.0002 (J)		
6/14/2018		<0.001			<0.001	<0.001
10/16/2018	<0.001					
10/17/2018		<0.001			<0.001	
10/18/2018				0.0002 (J)		<0.001
2/25/2019				0.00023 (J)		
2/27/2019					<0.001	<0.001
2/28/2019		<0.001				
4/1/2019		<0.001				
4/2/2019	6.2E-05 (J)			0.0002 (J)	7.5E-05 (J)	<0.001
9/23/2019	6E-05 (J)					
9/25/2019		6E-05 (J)				
9/26/2019				0.00023 (J)	0.00026 (J)	7.1E-05 (J)
2/18/2020	5.3E-05 (J)					
2/20/2020				0.00028 (J)		
2/24/2020		<0.001			5.9E-05 (J)	6.8E-05 (J)
3/19/2020	6.1E-05 (J)	6.2E-05 (J)		0.00022 (J)	6.1E-05 (J)	
3/20/2020						<0.001
5/22/2020			0.00016 (J)			
6/23/2020			0.00011 (J)			
7/28/2020			0.00026 (J)			
9/2/2020			0.00035 (J)			
9/23/2020	<0.001					
9/24/2020				0.00024 (J)	0.00018 (J)	<0.001
9/25/2020		<0.001				

Confidence Interval

Constituent: Thallium (mg/L) Analysis Run 11/15/2022 8:39 PM View: Confidence Intervals

Plant Bowen Client: Southern Company Data: Bowen AP-1

	BGWA-6	BGWC-12	BGWC-14A	BGWC-16	BGWC-17	BGWC-18
10/1/2020			0.0005 (J)			
11/10/2020			0.00044 (J)			
12/15/2020			0.00044			
1/20/2021			0.00031 (J)			
2/18/2021	<0.001		0.00077 (J)	0.00023 (J)	<0.001	<0.001
2/19/2021		<0.001				
3/24/2021		<0.001	0.00023 (J)	0.00019 (J)	<0.001	<0.001
3/31/2021	0.00017 (J)					
8/16/2021	<0.001					
8/18/2021		<0.001	0.00039 (J)	0.00023 (J)		
8/19/2021					<0.001	<0.001
2/9/2022	<0.001		0.00024 (J)			
2/11/2022		<0.001		0.00024 (J)	<0.001	
2/16/2022						<0.001
7/26/2022	<0.001		0.00047 (J)			
7/27/2022		<0.001		0.00025 (J)	<0.001	<0.001
Mean	0.0005635	0.0007901	0.0003592	0.0002241	0.0005936	0.0008727
Std. Dev.	0.0004734	0.0003962	0.0001732	3.347E-05	0.0004575	0.000328
Upper Lim.	0.001	0.001	0.0005	0.00024	0.001	0.001
Lower Lim.	6.1E-05	9E-05	0.00016	0.0002	8.5E-05	7.1E-05

Confidence Interval

Constituent: Thallium (mg/L) Analysis Run 11/15/2022 8:39 PM View: Confidence Intervals

Plant Bowen Client: Southern Company Data: Bowen AP-1

	BGWC-19	BGWC-20	BGWC-22	BGWC-23	BGWC-24	BGWC-30
6/8/2016	8.5E-05 (J)	<0.001	0.00035 (J)			
6/9/2016				0.0001 (J)	0.00022 (J)	
8/12/2016	8E-05 (J)	<0.001				
8/18/2016			0.0005 (J)	<0.001	<0.001	
10/7/2016	<0.001					
10/10/2016		<0.001	0.0006 (J)	<0.001	0.0003 (J)	
12/7/2016	<0.001	<0.001		<0.001	<0.001	
12/8/2016			0.0005 (J)			
1/23/2017						0.0008 (J)
2/7/2017						0.0008 (J)
2/16/2017	<0.001					
2/17/2017		<0.001	0.0006 (J)			
2/20/2017				<0.001	0.0003 (J)	
3/27/2017						0.0006 (J)
4/17/2017						0.0007 (J)
4/19/2017	6E-05 (J)	<0.001		<0.001	0.0004 (J)	
4/20/2017			0.0006 (J)			
5/22/2017						0.0008 (J)
6/1/2017	8E-05 (J)	<0.001				
6/5/2017			0.0006 (J)	<0.001	0.0004 (J)	0.0007 (J)
7/11/2017						0.0007 (J)
7/14/2017	8E-05 (J)					
7/17/2017				<0.001	0.0004 (J)	
7/18/2017		<0.001				
7/19/2017			0.0007 (J)			
8/23/2017						0.0007 (J)
3/26/2018						0.00058 (J)
3/27/2018	<0.001					
3/28/2018		<0.001				
3/29/2018			0.00063 (J)	<0.001	0.00048 (J)	
6/13/2018		<0.001		<0.001	0.00053 (J)	
6/14/2018			0.00069 (J)			
6/15/2018	<0.001					0.00056 (J)
10/19/2018	<0.001					
10/22/2018		<0.001	0.00071 (J)	<0.001	0.00047 (J)	0.00034 (J)
2/27/2019		<0.001				
3/1/2019	<0.001		0.00074 (J)	<0.001	0.0007 (J)	0.00024 (J)
4/2/2019						0.00024 (J)
4/3/2019	<0.001	<0.001	0.0007 (J)	<0.001	0.00064 (J)	
9/26/2019	8E-05 (J)	<0.001				
9/27/2019			0.00088 (J)	0.00018 (J)		0.00014 (J)
9/30/2019					0.00069 (J)	
2/24/2020	<0.001	<0.001				
2/25/2020			0.00062 (J)	0.00015 (J)		
2/26/2020					0.00073 (J)	8.5E-05 (J)
3/20/2020	<0.001		0.00063 (J)			
3/23/2020		0.0002 (J)		0.00016 (J)		9.1E-05 (J)
3/25/2020					0.00066 (J)	
9/24/2020			0.001	0.00038 (J)		
9/25/2020					0.00057 (J)	<0.001
9/28/2020	<0.001	<0.001				
2/18/2021	<0.001	<0.001				

Confidence Interval

Constituent: Thallium (mg/L) Analysis Run 11/15/2022 8:40 PM View: Confidence Intervals

Plant Bowen Client: Southern Company Data: Bowen AP-1

	BGWC-19	BGWC-20	BGWC-22	BGWC-23	BGWC-24	BGWC-30
2/19/2021			0.00089 (J)	0.00039 (J)	0.0005 (J)	
3/8/2021						<0.001
3/25/2021						<0.001
3/26/2021	<0.001			0.00069 (J)	0.00057 (J)	
3/29/2021		<0.001	0.0009 (J)			
8/19/2021						0.00022 (J)
8/20/2021	<0.001	0.00025 (J)				
8/23/2021			0.00088 (J)	<0.001	0.00051 (J)	
2/14/2022				<0.001		<0.001
2/15/2022			0.0011		0.00045 (J)	
2/16/2022	0.00021 (J)	<0.001				
7/27/2022	<0.001	<0.001				
8/1/2022				<0.001		<0.001
8/2/2022			0.00098 (J)		<0.001	
10/21/2022					0.00032 (J)	
Mean	0.0007125	0.0009295	0.0007182	0.000775	0.0005583	0.0006044
Std. Dev.	0.0004316	0.0002282	0.0001855	0.0003552	0.0002217	0.0003214
Upper Lim.	0.001	0.001	0.00089	0.001	0.00069	0.0008
Lower Lim.	8.5E-05	0.00025	0.0006	0.00039	0.0004	0.00024

Confidence Interval

Constituent: Thallium (mg/L) Analysis Run 11/15/2022 8:40 PM View: Confidence Intervals

Plant Bowen Client: Southern Company Data: Bowen AP-1

	BGWC-32	BGWC-34D	BGWC-35D	BGWC-36D	BGWC-38D	BGWC-39
10/17/2018				0.00026 (J)		
10/19/2018		<0.001				
10/22/2018	0.00014 (J)		<0.001			
4/2/2019				0.00022 (J)		
4/4/2019		<0.001	<0.001			
4/5/2019	0.00046 (J)					
9/24/2019		<0.001				
9/26/2019	0.00017 (J)		<0.001			
9/27/2019				0.00037 (J)		
2/25/2020			<0.001			
2/26/2020				0.00013 (J)		
2/27/2020	0.00013 (J)	8.9E-05 (J)			0.0027	0.00017 (J)
3/23/2020				0.00011 (J)		
3/24/2020	8.4E-05 (J)	<0.001			5.6E-05 (J)	0.00013 (J)
3/25/2020			6.8E-05 (J)			
9/2/2020					0.00042 (J)	
9/25/2020	0.00014 (J)		<0.001			
9/28/2020		<0.001		0.00019 (J)		
9/29/2020						0.00025 (J)
2/19/2021		<0.001				
2/22/2021			0.00016 (J)			0.00021 (J)
2/23/2021	0.00015 (J)					
3/8/2021				0.0002 (J)		
3/9/2021					<0.001	
3/25/2021				0.00019 (J)		
3/26/2021			<0.001			
3/29/2021					0.00018 (J)	
3/30/2021	0.00016 (J)	<0.001				
3/31/2021						0.00017 (J)
8/19/2021					<0.001	
8/20/2021			0.00026 (J)			
8/23/2021				0.00024 (J)		
8/24/2021		<0.001				0.00027 (J)
8/25/2021	<0.001					
2/14/2022				0.00022 (J)	<0.001	
2/16/2022	<0.001	<0.001				<0.001
2/17/2022			<0.001			
7/28/2022		<0.001	0.00022 (J)			
7/29/2022	<0.001			0.00018 (J)		
8/2/2022					<0.001	<0.001
Mean	0.0004031	0.0009172	0.0007007	0.00021	0.0009195	0.0004
Std. Dev.	0.0003955	0.0002747	0.0004177	6.885E-05	0.0008227	0.0003731
Upper Lim.	0.001	0.001	0.001	0.00026	0.0027	0.001
Lower Lim.	0.00013	0.001	0.00016	0.00013	5.6E-05	0.00013

Confidence Interval

Constituent: Thallium (mg/L) Analysis Run 11/15/2022 8:40 PM View: Confidence Intervals

Plant Bowen Client: Southern Company Data: Bowen AP-1

	BGWC-40	BGWC-43D	BGWC-51	BGWC-52	BGWC-7	BGWC-9
6/6/2016						<0.001
6/8/2016					<0.001	
8/11/2016					<0.001	<0.001
10/5/2016						<0.001
10/6/2016					<0.001	
12/5/2016						<0.001
12/6/2016					<0.001	
2/15/2017					<0.001	<0.001
4/17/2017						<0.001
4/18/2017					<0.001	
5/26/2017						<0.001
6/2/2017					<0.001	
7/11/2017						<0.001
7/14/2017					<0.001	
3/27/2018					<0.001	<0.001
6/12/2018						<0.001
6/13/2018					<0.001	
10/17/2018						<0.001
10/18/2018					<0.001	
2/28/2019					<0.001	
4/1/2019						6.5E-05 (J)
4/2/2019					7E-05 (J)	
9/24/2019					8.7E-05 (J)	<0.001
2/20/2020						0.00022 (J)
2/21/2020					9.6E-05 (J)	
2/28/2020	<0.001					
3/19/2020					0.00011 (J)	0.00018 (J)
3/25/2020	0.00014 (J)					
9/3/2020		0.0024				
9/24/2020						<0.001
9/25/2020					<0.001	
9/29/2020	<0.001					
1/28/2021			0.0002 (J)	0.00045 (J)		
2/17/2021						<0.001
2/18/2021					<0.001	
2/22/2021	<0.001					
2/23/2021			<0.001	0.00023 (J)		
3/8/2021		0.0015				
3/24/2021						<0.001
3/29/2021		0.0016				
3/30/2021	<0.001		0.0004 (J)	0.00024 (J)	0.00015 (J)	
8/18/2021						<0.001
8/19/2021					0.00023 (J)	
8/23/2021		0.0028	<0.001	0.00037 (J)		
8/24/2021	<0.001					
2/10/2022						<0.001
2/11/2022					0.0003 (J)	
2/14/2022			<0.001	<0.001		
2/15/2022		0.0034				
2/16/2022	<0.001					
7/26/2022						<0.001
7/28/2022	<0.001			<0.001	0.00029 (J)	

Confidence Interval

Constituent: Thallium (mg/L) Analysis Run 11/15/2022 8:40 PM View: Confidence Intervals

Plant Bowen Client: Southern Company Data: Bowen AP-1

	BGWC-40	BGWC-43D	BGWC-51	BGWC-52	BGWC-7	BGWC-9
8/1/2022		0.0028	<0.001			
Mean	0.0008925	0.002417	0.0007667	0.0005483	0.000697	0.0008793
Std. Dev.	0.0003041	0.0007441	0.000367	0.0003594	0.0004139	0.0003041
Upper Lim.	0.001	0.0034	0.001	0.001	0.001	0.001
Lower Lim.	0.00014	0.0015	0.0002	0.00023	0.00023	0.00022

FIGURE I.

Appendix IV Trend Tests - Significant Results

Plant Bowen Client: Southern Company Data: Bowen AP-1 Printed 11/15/2022, 8:42 PM

Constituent	Well	Slope	Calc.	Critical	Sig.	N	%NDs	Normality	Xform	Alpha	Method
Cobalt (mg/L)	**BGWC-22**	**0.004271**	**236**	**111**	**Yes**	**25**	**0**	**n/a**	**n/a**	**0.01**	**NP**

Appendix IV Trend Tests - All Results

Plant Bowen Client: Southern Company Data: Bowen AP-1 Printed 11/15/2022, 8:42 PM

Constituent	Well	Slope	Calc.	Critical	Sig.	N	%NDs	Normality	Xform	Alpha	Method
Arsenic (mg/L)	BGWA-2 (bg)	0	42	92	No	22	50	n/a	n/a	0.01	NP
Arsenic (mg/L)	BGWA-29 (bg)	0	18	92	No	22	59.09	n/a	n/a	0.01	NP
Arsenic (mg/L)	BGWA-33 (bg)	0.0004148	10	30	No	10	20	n/a	n/a	0.01	NP
Arsenic (mg/L)	BGWA-47D (bg)	0	10	43	No	13	69.23	n/a	n/a	0.01	NP
Arsenic (mg/L)	BGWA-48D (bg)	0.0006897	22	43	No	13	38.46	n/a	n/a	0.01	NP
Arsenic (mg/L)	BGWC-34D	0	8	43	No	13	0	n/a	n/a	0.01	NP
Arsenic (mg/L)	BGWC-37D	-0.01054	-21	-21	No	8	0	n/a	n/a	0.01	NP
Cobalt (mg/L)	BGWA-2 (bg)	0	11	98	No	23	86.96	n/a	n/a	0.01	NP
Cobalt (mg/L)	BGWA-29 (bg)	0	0	92	No	22	100	n/a	n/a	0.01	NP
Cobalt (mg/L)	BGWA-33 (bg)	0	9	30	No	10	90	n/a	n/a	0.01	NP
Cobalt (mg/L)	BGWA-47D (bg)	0	10	43	No	13	92.31	n/a	n/a	0.01	NP
Cobalt (mg/L)	BGWA-48D (bg)	0	11	43	No	13	84.62	n/a	n/a	0.01	NP
Cobalt (mg/L)	**BGWC-22**	**0.004271**	**236**	**111**	**Yes**	**25**	**0**	**n/a**	**n/a**	**0.01**	**NP**
Molybdenum (mg/L)	BGWA-2 (bg)	0	22	98	No	23	47.83	n/a	n/a	0.01	NP
Molybdenum (mg/L)	BGWA-29 (bg)	0	-3	-92	No	22	95.45	n/a	n/a	0.01	NP
Molybdenum (mg/L)	BGWA-33 (bg)	-0.003088	-28	-34	No	11	0	n/a	n/a	0.01	NP
Molybdenum (mg/L)	BGWA-47D (bg)	0	12	43	No	13	92.31	n/a	n/a	0.01	NP
Molybdenum (mg/L)	BGWA-48D (bg)	-0.001741	-42	-43	No	13	0	n/a	n/a	0.01	NP
Molybdenum (mg/L)	BGWC-43D	0.02402	10	25	No	9	0	n/a	n/a	0.01	NP

Sanitas™ v.9.6.35 . UG
Hollow symbols indicate censored values.

Sen's Slope Estimator

BGWA-2 (bg)

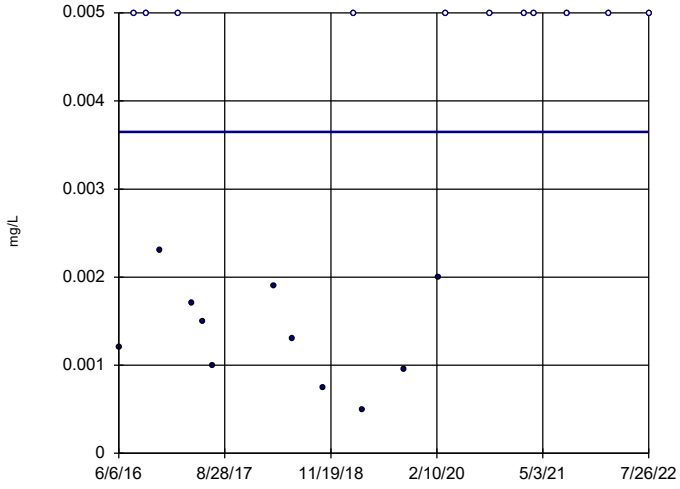

n = 22

Slope = 0
units per year.

Mann-Kendall
statistic = 42
critical = 92

Trend not sig-
nificant at 99%
confidence level
(α = 0.005 per
tail).

Constituent: Arsenic Analysis Run 11/15/2022 8:41 PM View: Appendix IV - Trend Test
Plant Bowen Client: Southern Company Data: Bowen AP-1

Sanitas™ v.9.6.35 . UG
Hollow symbols indicate censored values.

Sen's Slope Estimator

BGWA-29 (bg)

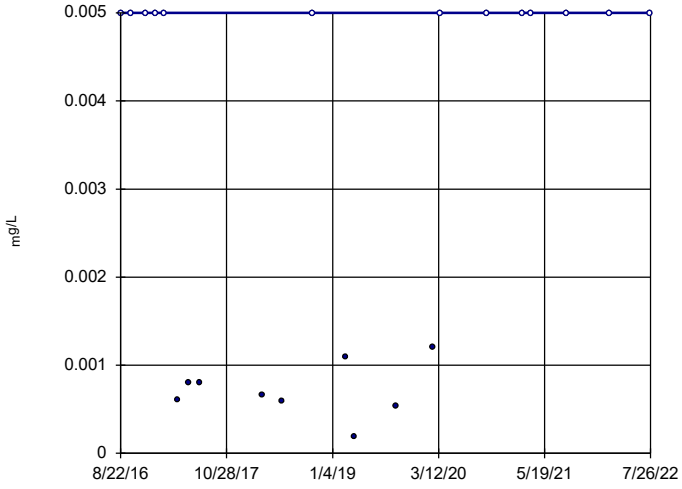

n = 22

Slope = 0
units per year.

Mann-Kendall
statistic = 18
critical = 92

Trend not sig-
nificant at 99%
confidence level
(α = 0.005 per
tail).

Constituent: Arsenic Analysis Run 11/15/2022 8:41 PM View: Appendix IV - Trend Test
Plant Bowen Client: Southern Company Data: Bowen AP-1

Sanitas™ v.9.6.35 . UG
Hollow symbols indicate censored values.

Sen's Slope Estimator

BGWA-33 (bg)

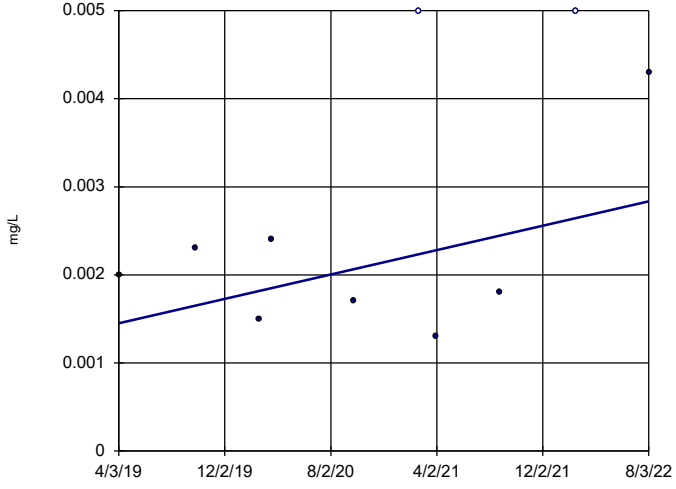

n = 10

Slope = 0.0004148
units per year.

Mann-Kendall
statistic = 10
critical = 30

Trend not sig-
nificant at 99%
confidence level
(α = 0.005 per
tail).

Constituent: Arsenic Analysis Run 11/15/2022 8:41 PM View: Appendix IV - Trend Test
Plant Bowen Client: Southern Company Data: Bowen AP-1

Sanitas™ v.9.6.35 . UG
Hollow symbols indicate censored values.

Sen's Slope Estimator

BGWA-47D (bg)

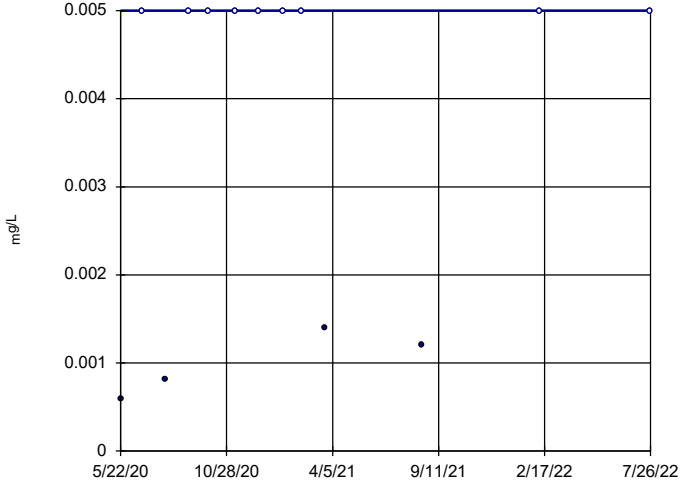

n = 13

Slope = 0
units per year.

Mann-Kendall
statistic = 10
critical = 43

Trend not sig-
nificant at 99%
confidence level
(α = 0.005 per
tail).

Constituent: Arsenic Analysis Run 11/15/2022 8:41 PM View: Appendix IV - Trend Test
Plant Bowen Client: Southern Company Data: Bowen AP-1

Sanitas™ v.9.6.35 . UG
Hollow symbols indicate censored values.

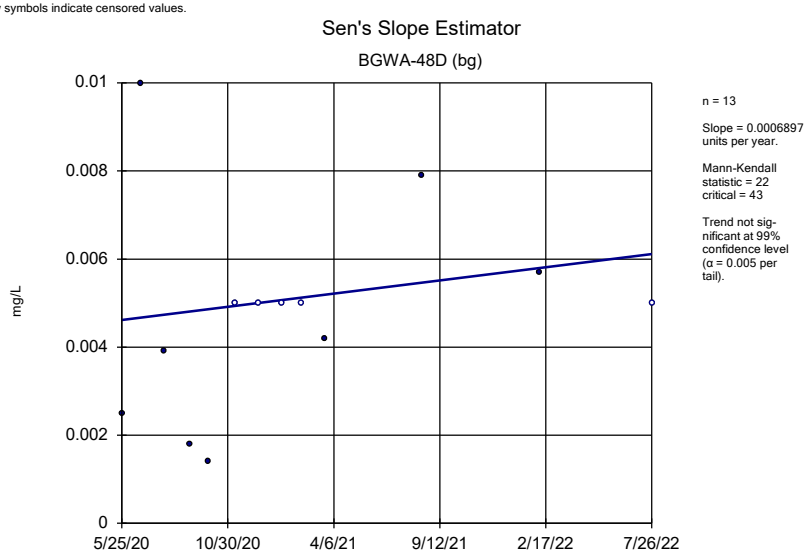

Constituent: Arsenic Analysis Run 11/15/2022 8:41 PM View: Appendix IV - Trend Test
Plant Bowen Client: Southern Company Data: Bowen AP-1

Sanitas™ v.9.6.35 . UG

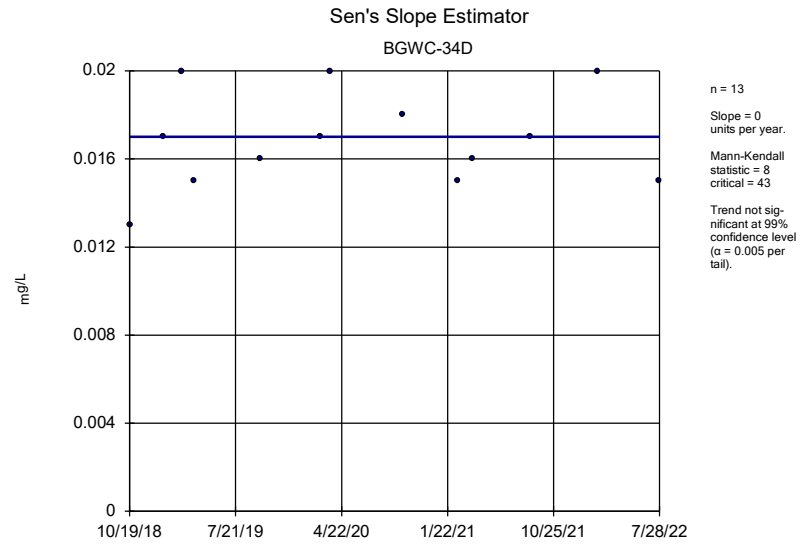

Constituent: Arsenic Analysis Run 11/15/2022 8:41 PM View: Appendix IV - Trend Test
Plant Bowen Client: Southern Company Data: Bowen AP-1

Sanitas™ v.9.6.35 . UG

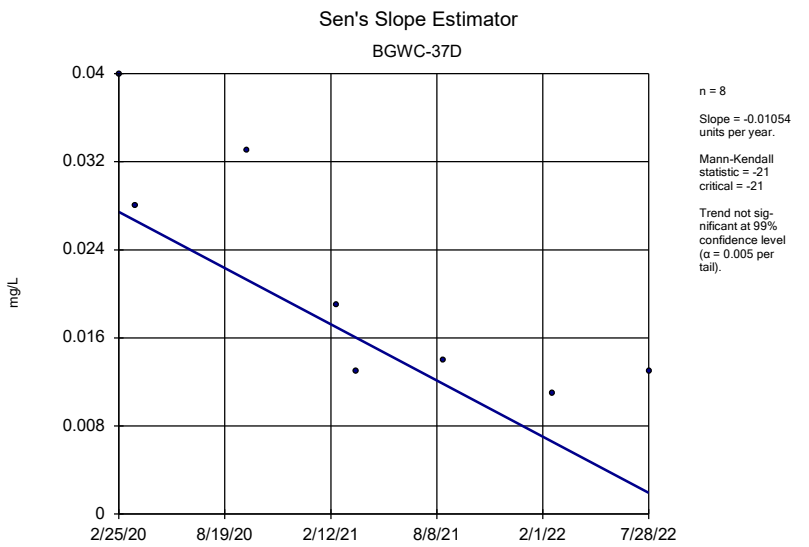

Constituent: Arsenic Analysis Run 11/15/2022 8:41 PM View: Appendix IV - Trend Test
Plant Bowen Client: Southern Company Data: Bowen AP-1

Sanitas™ v.9.6.35 . UG
Hollow symbols indicate censored values.

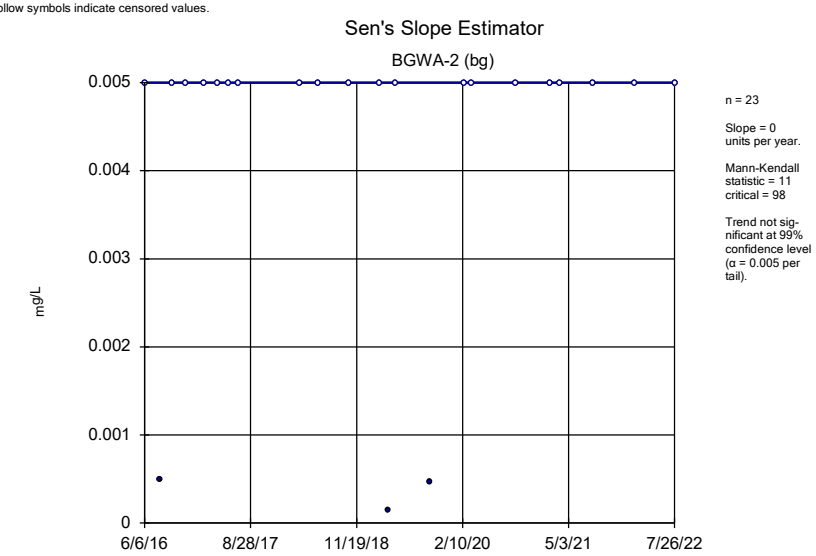

Constituent: Cobalt Analysis Run 11/15/2022 8:41 PM View: Appendix IV - Trend Test
Plant Bowen Client: Southern Company Data: Bowen AP-1

Sanitas™ v.9.6.35 . UG
Hollow symbols indicate censored values.

Sen's Slope Estimator

BGWA-29 (bg)

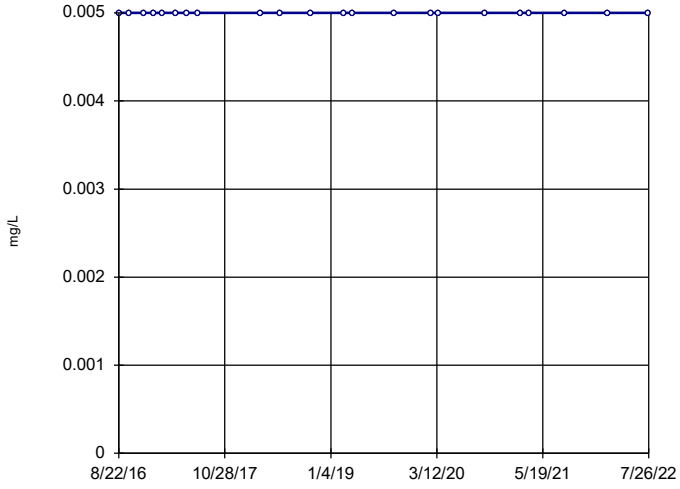

n = 22

Slope = 0
units per year.

Mann-Kendall
statistic = 0
critical = 92

Trend not sig-
nificant at 99%
confidence level
(α = 0.005 per
tail).

Constituent: Cobalt Analysis Run 11/15/2022 8:41 PM View: Appendix IV - Trend Test
Plant Bowen Client: Southern Company Data: Bowen AP-1

Sanitas™ v.9.6.35 . UG
Hollow symbols indicate censored values.

Sen's Slope Estimator

BGWA-33 (bg)

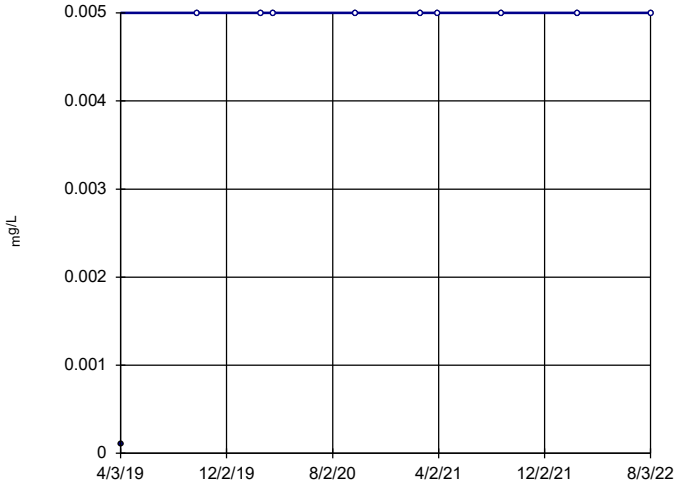

n = 10

Slope = 0
units per year.

Mann-Kendall
statistic = 9
critical = 30

Trend not sig-
nificant at 99%
confidence level
(α = 0.005 per
tail).

Constituent: Cobalt Analysis Run 11/15/2022 8:41 PM View: Appendix IV - Trend Test
Plant Bowen Client: Southern Company Data: Bowen AP-1

Sanitas™ v.9.6.35 . UG
Hollow symbols indicate censored values.

Sen's Slope Estimator

BGWA-47D (bg)

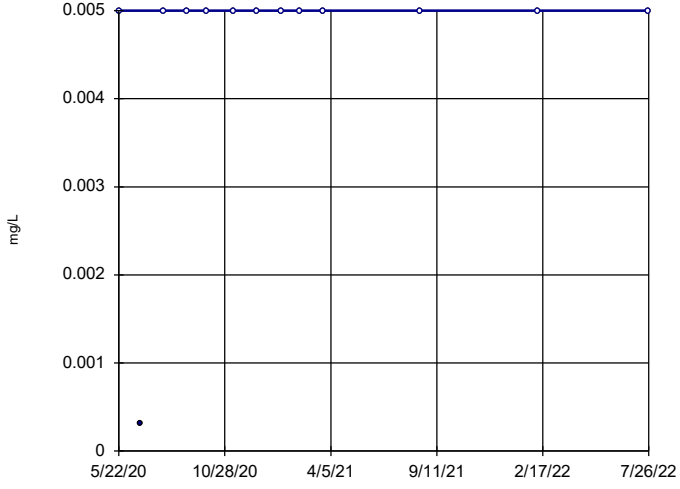

n = 13

Slope = 0
units per year.

Mann-Kendall
statistic = 10
critical = 43

Trend not sig-
nificant at 99%
confidence level
(α = 0.005 per
tail).

Constituent: Cobalt Analysis Run 11/15/2022 8:41 PM View: Appendix IV - Trend Test
Plant Bowen Client: Southern Company Data: Bowen AP-1

Sanitas™ v.9.6.35 . UG
Hollow symbols indicate censored values.

Sen's Slope Estimator

BGWA-48D (bg)

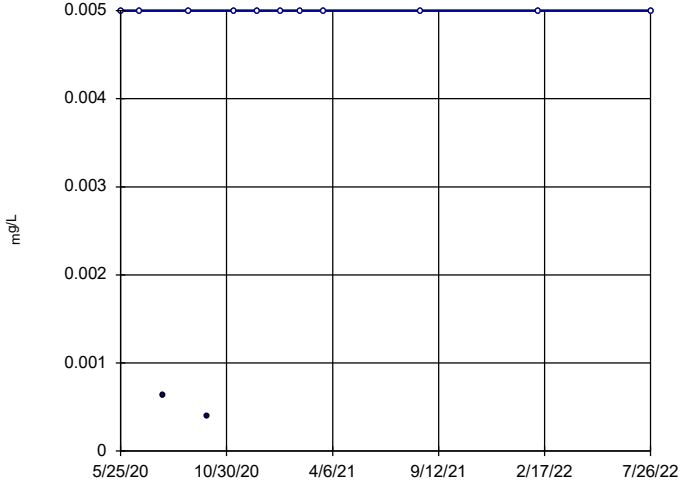

n = 13

Slope = 0
units per year.

Mann-Kendall
statistic = 11
critical = 43

Trend not sig-
nificant at 99%
confidence level
(α = 0.005 per
tail).

Constituent: Cobalt Analysis Run 11/15/2022 8:41 PM View: Appendix IV - Trend Test
Plant Bowen Client: Southern Company Data: Bowen AP-1

Sanitas™ v.9.6.35 . UG

Sen's Slope Estimator

BGWC-22

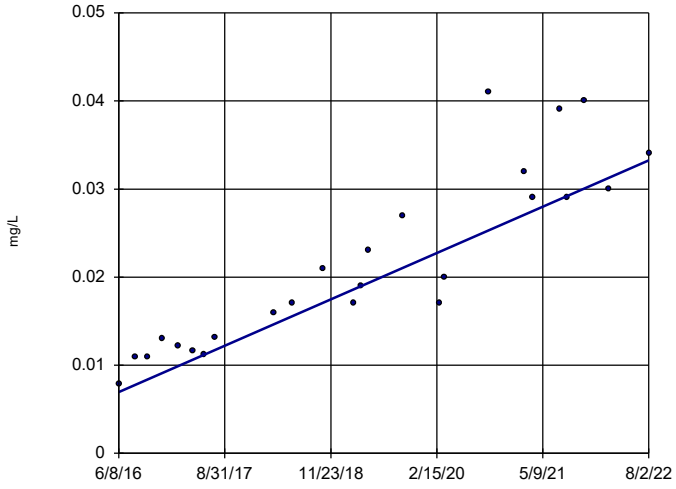

n = 25

Slope = 0.004271 units per year.

Mann-Kendall statistic = 236 critical = 111

Increasing trend significant at 99% confidence level (α = 0.005 per tail).

Constituent: Cobalt Analysis Run 11/15/2022 8:41 PM View: Appendix IV - Trend Test

Plant Bowen Client: Southern Company Data: Bowen AP-1

Sanitas™ v.9.6.35 . UG

Hollow symbols indicate censored values.

Sen's Slope Estimator

BGWA-2 (bg)

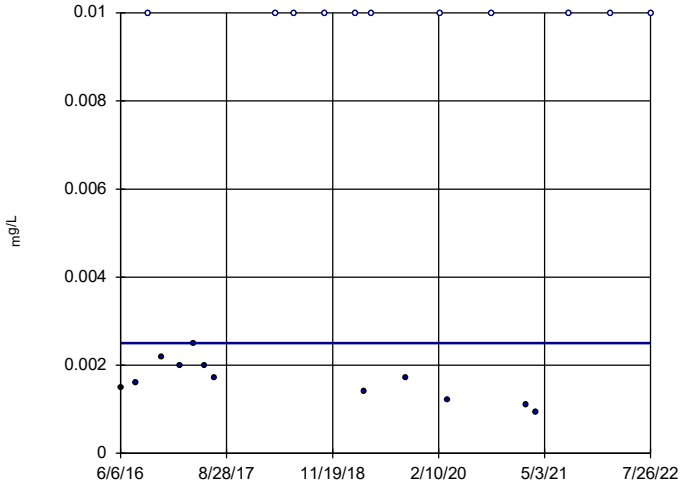

n = 23

Slope = 0 units per year.

Mann-Kendall statistic = 22 critical = 98

Trend not significant at 99% confidence level (α = 0.005 per tail).

Constituent: Molybdenum Analysis Run 11/15/2022 8:41 PM View: Appendix IV - Trend Test

Plant Bowen Client: Southern Company Data: Bowen AP-1

Sanitas™ v.9.6.35 . UG

Hollow symbols indicate censored values.

Sen's Slope Estimator

BGWA-29 (bg)

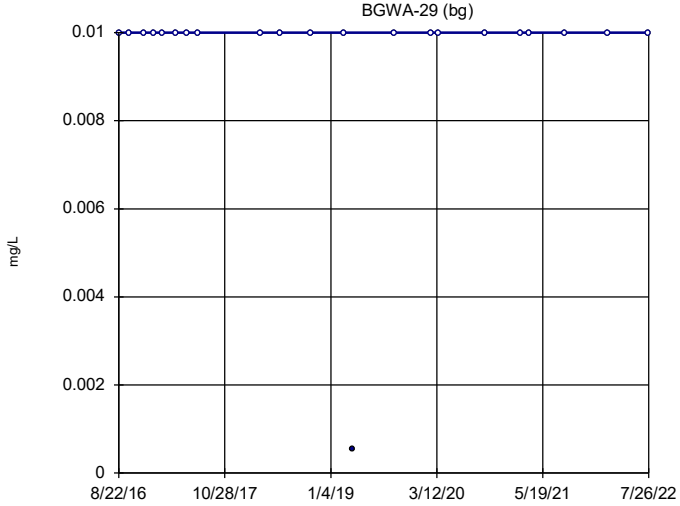

n = 22

Slope = 0 units per year.

Mann-Kendall statistic = -3 critical = -92

Trend not significant at 99% confidence level (α = 0.005 per tail).

Constituent: Molybdenum Analysis Run 11/15/2022 8:41 PM View: Appendix IV - Trend Test

Plant Bowen Client: Southern Company Data: Bowen AP-1

Sanitas™ v.9.6.35 . UG

Sen's Slope Estimator

BGWA-33 (bg)

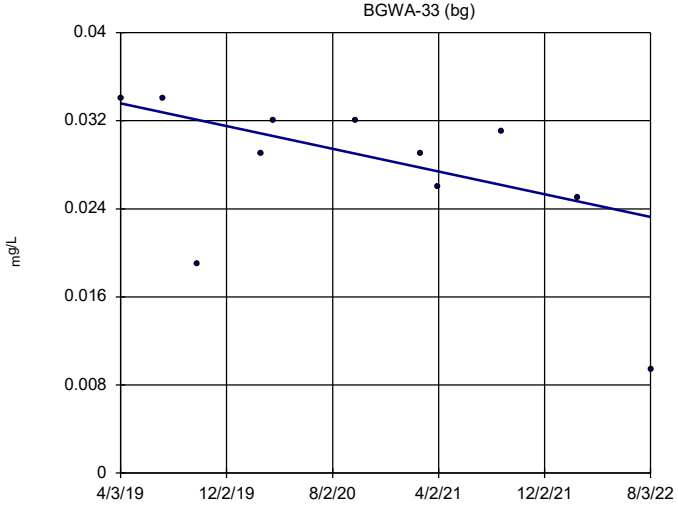

n = 11

Slope = -0.003088 units per year.

Mann-Kendall statistic = -28 critical = -34

Trend not significant at 99% confidence level (α = 0.005 per tail).

Constituent: Molybdenum Analysis Run 11/15/2022 8:41 PM View: Appendix IV - Trend Test

Plant Bowen Client: Southern Company Data: Bowen AP-1

Sanitas™ v.9.6.35 . UG
Hollow symbols indicate censored values.

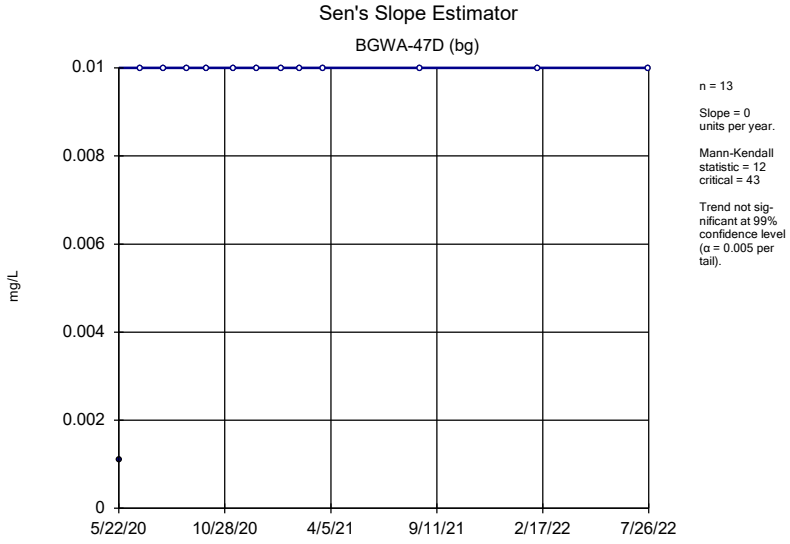

Constituent: Molybdenum Analysis Run 11/15/2022 8:41 PM View: Appendix IV - Trend Test
Plant Bowen Client: Southern Company Data: Bowen AP-1

Sanitas™ v.9.6.35 . UG

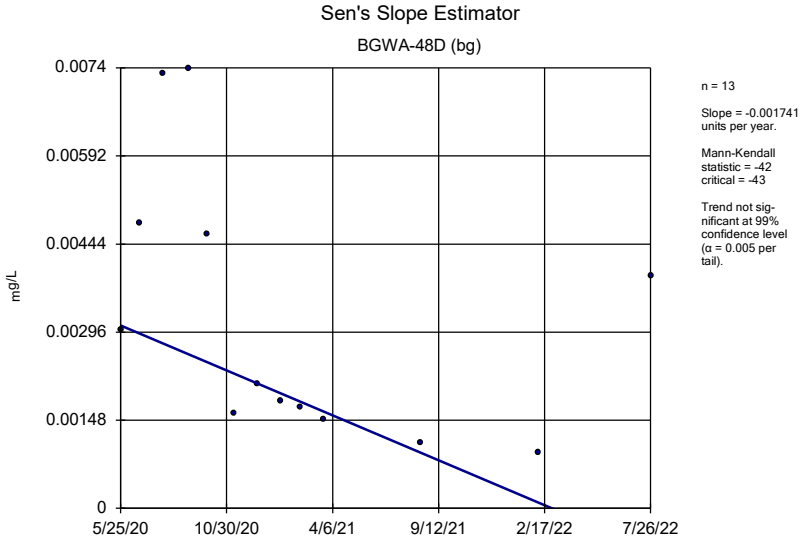

Constituent: Molybdenum Analysis Run 11/15/2022 8:41 PM View: Appendix IV - Trend Test
Plant Bowen Client: Southern Company Data: Bowen AP-1

Sanitas™ v.9.6.35 . UG

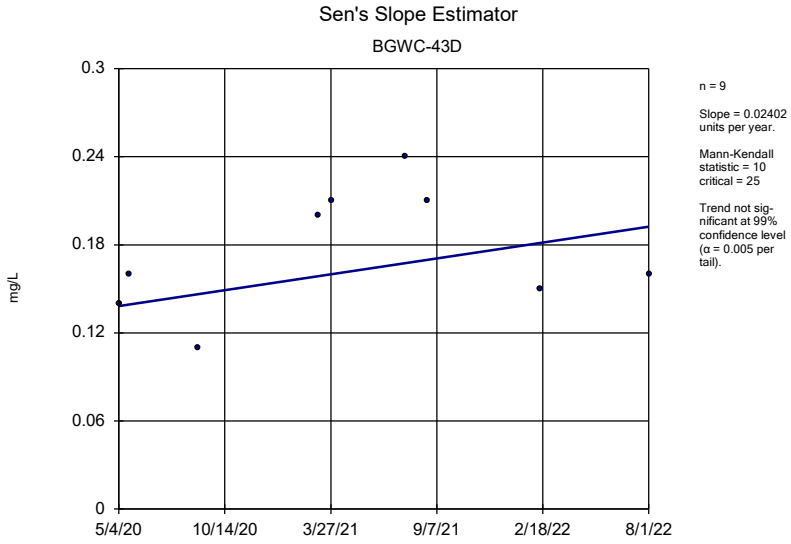

Constituent: Molybdenum Analysis Run 11/15/2022 8:41 PM View: Appendix IV - Trend Test
Plant Bowen Client: Southern Company Data: Bowen AP-1

APPENDIX E

Potable Well Survey Report

Plant Bowen
17 Covered Bridge Rd SW
Cartersville, GA 30120

Inquiry Number: 07178742.1r
November 15, 2022

The EDR GeoCheck® Report

6 Armstrong Road, 4th floor
Shelton, CT 06484
Toll Free: 800.352.0050
www.edrnet.com

TABLE OF CONTENTS

SECTION **PAGE**

GEOCHECK ADDENDUM

Physical Setting Source Addendum **A-1**

Physical Setting Source Summary **A-2**

Physical Setting Source Map **A-7**

Physical Setting Source Map Findings **A-8**

Physical Setting Source Records Searched **PSGR-1**

Thank you for your business.
Please contact EDR at 1-800-352-0050
with any questions or comments.

Disclaimer - Copyright and Trademark Notice

This Report contains certain information obtained from a variety of public and other sources reasonably available to Environmental Data Resources, LLC. It cannot be concluded from this Report that coverage information for the target and surrounding properties does not exist from other sources. This Report is provided on an "AS IS", "AS AVAILABLE" basis. **NO WARRANTY EXPRESS OR IMPLIED IS MADE WHATSOEVER IN CONNECTION WITH THIS REPORT. ENVIRONMENTAL DATA RESOURCES, LLC AND ITS SUBSIDIARIES, AFFILIATES AND THIRD PARTY SUPPLIERS DISCLAIM ALL WARRANTIES, OF ANY KIND OR NATURE, EXPRESS OR IMPLIED, ARISING OUT OF OR RELATED TO THIS REPORT OR ANY OF THE DATA AND INFORMATION PROVIDED IN THIS REPORT, INCLUDING WITHOUT LIMITATION, ANY WARRANTIES REGARDING ACCURACY, QUALITY, CORRECTNESS, COMPLETENESS, COMPREHENSIVENESS, SUITABILITY, MERCHANTABILITY, FITNESS FOR A PARTICULAR PURPOSE, TITLE, NON-INFRINGEMENT, MISAPPROPRIATION, OR OTHERWISE. ALL RISK IS ASSUMED BY THE USER. IN NO EVENT SHALL ENVIRONMENTAL DATA RESOURCES, LLC OR ITS SUBSIDIARIES, AFFILIATES OR THIRD PARTY SUPPLIERS BE LIABLE TO ANYONE FOR ANY DIRECT, INCIDENTAL, INDIRECT, SPECIAL, CONSEQUENTIAL OR OTHER DAMAGES OF ANY TYPE OR KIND (INCLUDING BUT NOT LIMITED TO LOSS OF PROFITS, LOSS OF USE, OR LOSS OF DATA) INFORMATION PROVIDED IN THIS REPORT.** Any analyses, estimates, ratings, environmental risk levels, or risk codes provided in this Report are provided for illustrative purposes only, and are not intended to provide, nor should they be interpreted as providing any facts regarding, or prediction or forecast of, any environmental risk for any property. Only an assessment performed by a qualified environmental professional can provide findings, opinions or conclusions regarding the environmental risk or conditions in, on or at any property.

Copyright 2022 by Environmental Data Resources, LLC. All rights reserved. Reproduction in any media or format, in whole or in part, of any report or map of Environmental Data Resources, LLC, or its affiliates, is prohibited without prior written permission.

EDR and its logos (including Sanborn and Sanborn Map) are trademarks of Environmental Data Resources, LLC or its affiliates. All other trademarks used herein are the property of their respective owners.

GEOCHECK® - PHYSICAL SETTING SOURCE REPORT

TARGET PROPERTY ADDRESS

PLANT BOWEN
17 COVERED BRIDGE RD SW
CARTERSVILLE, GA 30120

TARGET PROPERTY COORDINATES

Latitude (North):	34.127926 - 34ˆ 7’ 40.53’’
Longitude (West):	84.929069 - 84ˆ 55’ 44.65’’
Universal Tranverse Mercator:	Zone 16
UTM X (Meters):	690978.7
UTM Y (Meters):	3778082.2
Elevation:	712 ft. above sea level

USGS TOPOGRAPHIC MAP

Target Property Map:	34084-B8 KINGSTON, GA
Version Date:	1972
South Map:	34084-A8 TAYLORSVILLE, GA
Version Date:	1981

EDR’s GeoCheck Physical Setting Source Addendum is provided to assist the environmental professional in forming an opinion about the impact of potential contaminant migration.

Assessment of the impact of contaminant migration generally has two principle investigative components:

1. Groundwater flow direction, and
2. Groundwater flow velocity.

Groundwater flow direction may be impacted by surface topography, hydrology, hydrogeology, characteristics of the soil, and nearby wells. Groundwater flow velocity is generally impacted by the nature of the geologic strata.

GEOCHECK® - PHYSICAL SETTING SOURCE SUMMARY

GROUNDWATER FLOW DIRECTION INFORMATION

Groundwater flow direction for a particular site is best determined by a qualified environmental professional using site-specific well data. If such data is not reasonably ascertainable, it may be necessary to rely on other sources of information, such as surface topographic information, hydrologic information, hydrogeologic data collected on nearby properties, and regional groundwater flow information (from deep aquifers).

TOPOGRAPHIC INFORMATION

Surface topography may be indicative of the direction of surficial groundwater flow. This information can be used to assist the environmental professional in forming an opinion about the impact of nearby contaminated properties or, should contamination exist on the target property, what downgradient sites might be impacted.

TARGET PROPERTY TOPOGRAPHY

General Topographic Gradient: General WSW

SURROUNDING TOPOGRAPHY: ELEVATION PROFILES

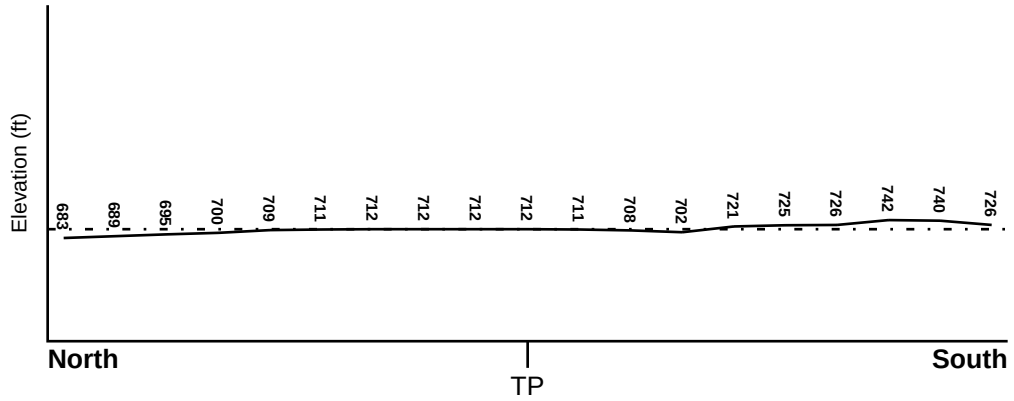

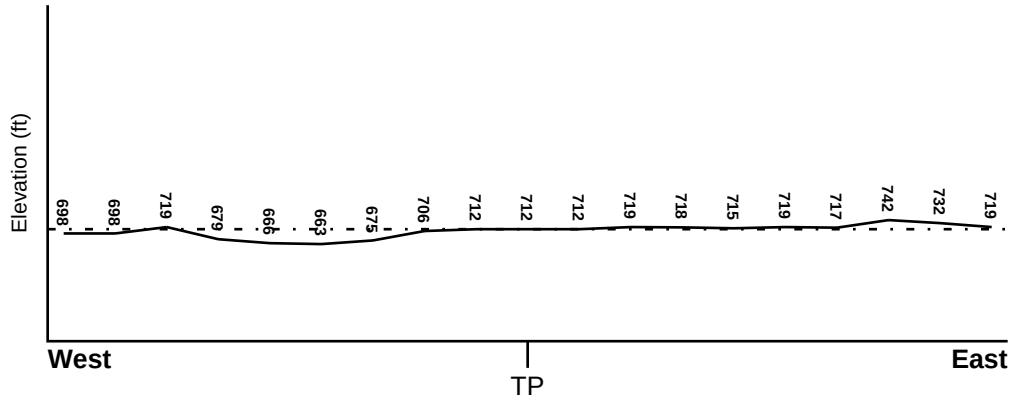

Target Property Elevation: 712 ft.

0 1/2 1 Miles

Source: Topography has been determined from the USGS 7.5' Digital Elevation Model and should be evaluated on a relative (not an absolute) basis. Relative elevation information between sites of close proximity should be field verified.

GEOCHECK® - PHYSICAL SETTING SOURCE SUMMARY

HYDROLOGIC INFORMATION

Surface water can act as a hydrologic barrier to groundwater flow. Such hydrologic information can be used to assist the environmental professional in forming an opinion about the impact of nearby contaminated properties or, should contamination exist on the target property, what downgradient sites might be impacted.

Refer to the Physical Setting Source Map following this summary for hydrologic information (major waterways and bodies of water).

FEMA FLOOD ZONE

Flood Plain Panel at Target Property	FEMA Source Type
13015C0245G	FEMA FIRM Flood data

Additional Panels in search area:	FEMA Source Type
13015C0240G	FEMA FIRM Flood data
13233C0125D	FEMA FIRM Flood data

NATIONAL WETLAND INVENTORY

NWI Quad at Target Property	NWI Electronic Data Coverage
KINGSTON	YES - refer to the Overview Map and Detail Map

HYDROGEOLOGIC INFORMATION

Hydrogeologic information obtained by installation of wells on a specific site can often be an indicator of groundwater flow direction in the immediate area. Such hydrogeologic information can be used to assist the environmental professional in forming an opinion about the impact of nearby contaminated properties or, should contamination exist on the target property, what downgradient sites might be impacted.

AQUIFLOW®

Search Radius: 1.000 Mile.

EDR has developed the AQUIFLOW Information System to provide data on the general direction of groundwater flow at specific points. EDR has reviewed reports submitted by environmental professionals to regulatory authorities at select sites and has extracted the date of the report, groundwater flow direction as determined hydrogeologically, and the depth to water table.

MAP ID	LOCATION FROM TP	GENERAL DIRECTION GROUNDWATER FLOW
Not Reported		

GEOCHECK® - PHYSICAL SETTING SOURCE SUMMARY

GROUNDWATER FLOW VELOCITY INFORMATION

Groundwater flow velocity information for a particular site is best determined by a qualified environmental professional using site specific geologic and soil strata data. If such data are not reasonably ascertainable, it may be necessary to rely on other sources of information, including geologic age identification, rock stratigraphic unit and soil characteristics data collected on nearby properties and regional soil information. In general, contaminant plumes move more quickly through sandy-gravelly types of soils than silty-clayey types of soils.

GEOLOGIC INFORMATION IN GENERAL AREA OF TARGET PROPERTY

Geologic information can be used by the environmental professional in forming an opinion about the relative speed at which contaminant migration may be occurring.

ROCK STRATIGRAPHIC UNIT

Era:	Paleozoic
System:	Ordovician
Series:	Ordovician
Code:	O *(decoded above as Era, System & Series)*

GEOLOGIC AGE IDENTIFICATION

Category: Stratified Sequence

Geologic Age and Rock Stratigraphic Unit Source: P.G. Schruben, R.E. Arndt and W.J. Bawiec, Geology of the Conterminous U.S. at 1:2,500,000 Scale - a digital representation of the 1974 P.B. King and H.M. Beikman Map, USGS Digital Data Series DDS - 11 (1994).

DOMINANT SOIL COMPOSITION IN GENERAL AREA OF TARGET PROPERTY

The U.S. Department of Agriculture's (USDA) Soil Conservation Service (SCS) leads the National Cooperative Soil Survey (NCSS) and is responsible for collecting, storing, maintaining and distributing soil survey information for privately owned lands in the United States. A soil map in a soil survey is a representation of soil patterns in a landscape. Soil maps for STATSGO are compiled by generalizing more detailed (SSURGO) soil survey maps. The following information is based on Soil Conservation Service STATSGO data.

Soil Component Name:	TALLAPOOSA
Soil Surface Texture:	gravelly - silt loam
Hydrologic Group:	Class C - Slow infiltration rates. Soils with layers impeding downward movement of water, or soils with moderately fine or fine textures.
Soil Drainage Class:	Well drained. Soils have intermediate water holding capacity. Depth to water table is more than 6 feet.

Hydric Status: Soil does not meet the requirements for a hydric soil.

Corrosion Potential - Uncoated Steel:	LOW
Depth to Bedrock Min:	> 10 inches
Depth to Bedrock Max:	> 20 inches

GEOCHECK® - PHYSICAL SETTING SOURCE SUMMARY

Soil Layer Information							
	Boundary			Classification			
Layer	Upper	Lower	Soil Texture Class	AASHTO Group	Unified Soil	Permeability Rate (in/hr)	Soil Reaction (pH)
1	0 inches	4 inches	gravelly - silt loam	Silt-Clay Materials (more than 35 pct. passing No. 200), Silty Soils.	COARSE-GRAINED SOILS, Sands, Sands with fines, Silty Sand.	Max: 2.00 Min: 0.60	Max: 5.00 Min: 4.50
2	4 inches	10 inches	gravelly - loam	Silt-Clay Materials (more than 35 pct. passing No. 200), Silty Soils.	COARSE-GRAINED SOILS, Sands, Sands with fines, Clayey sand.	Max: 2.00 Min: 0.60	Max: 5.00 Min: 4.50
3	10 inches	19 inches	gravelly - loam	Silt-Clay Materials (more than 35 pct. passing No. 200), Silty Soils.	COARSE-GRAINED SOILS, Sands, Sands with fines, Silty Sand.	Max: 2.00 Min: 0.60	Max: 5.00 Min: 4.50
4	19 inches	60 inches	weathered bedrock	Not reported	Not reported	Max: 0.06 Min: 0.00	Max: 0.00 Min: 0.00

OTHER SOIL TYPES IN AREA

Based on Soil Conservation Service STATSGO data, the following additional subordinant soil types may appear within the general area of target property.

Soil Surface Textures: loam
silt loam

Surficial Soil Types: loam
silt loam

Shallow Soil Types: silt loam
sandy clay loam

Deeper Soil Types: loamy fine sand
stratified

LOCAL / REGIONAL WATER AGENCY RECORDS

EDR Local/Regional Water Agency records provide water well information to assist the environmental professional in assessing sources that may impact ground water flow direction, and in forming an opinion about the impact of contaminant migration on nearby drinking water wells.

GEOCHECK® - PHYSICAL SETTING SOURCE SUMMARY

WELL SEARCH DISTANCE INFORMATION

DATABASE	SEARCH DISTANCE (miles)
Federal USGS	2.000
Federal FRDS PWS	2.000
State Database	2.000

FEDERAL USGS WELL INFORMATION

MAP ID	WELL ID	LOCATION FROM TP
1	USGS40000266609	1 - 2 Miles ENE

FEDERAL FRDS PUBLIC WATER SUPPLY SYSTEM INFORMATION

MAP ID	WELL ID	LOCATION FROM TP
No PWS System Found		

Note: PWS System location is not always the same as well location.

STATE DATABASE WELL INFORMATION

MAP ID	WELL ID	LOCATION FROM TP
No Wells Found		

PHYSICAL SETTING SOURCE MAP - 07178742.1r

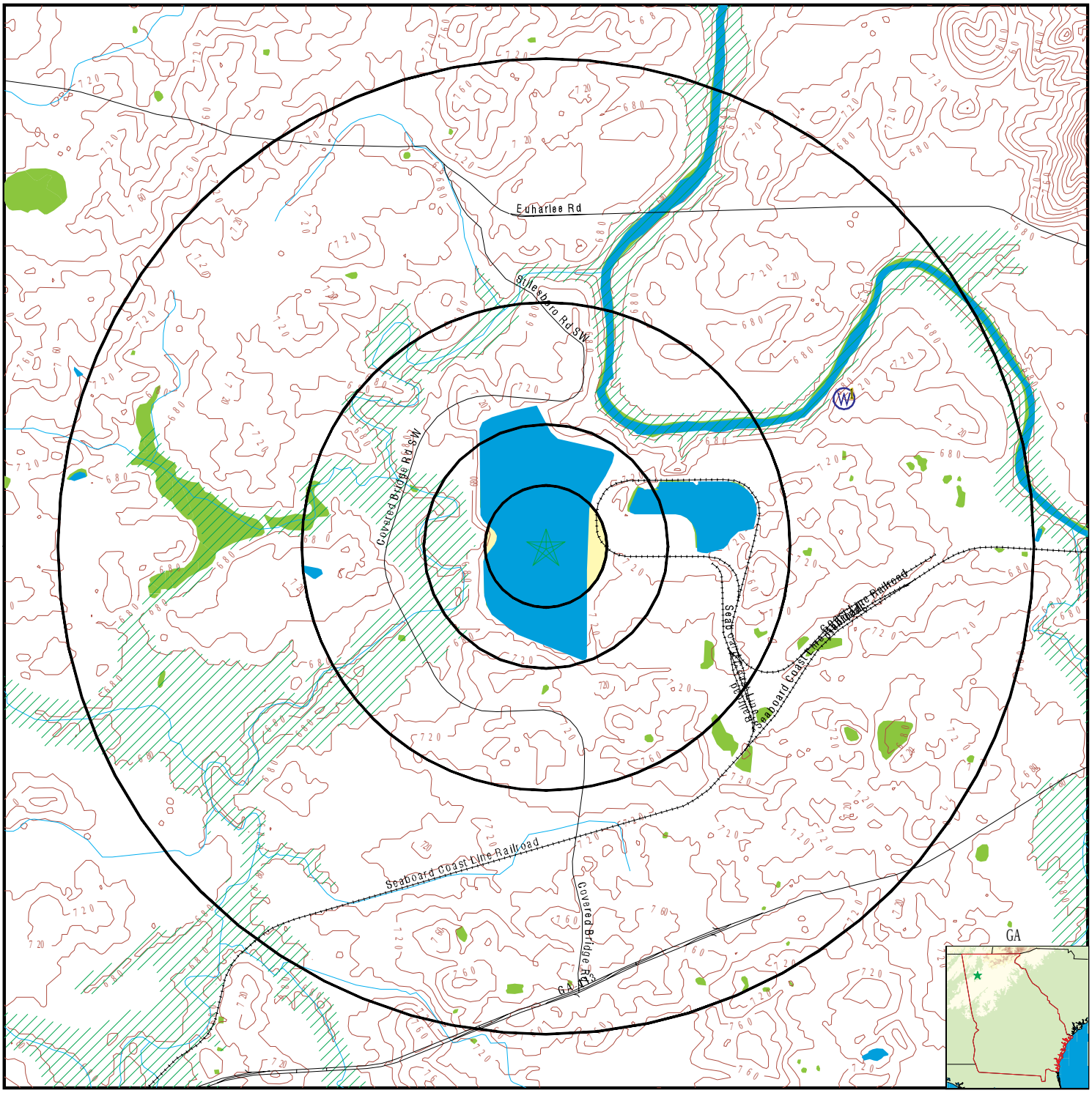

County Boundary
Major Roads
Contour Lines
Earthquake epicenter, Richter 5 or greater
Water Wells
Public Water Supply Wells
Cluster of Multiple Icons

Groundwater Flow Direction
Indeterminate Groundwater Flow at Location
Groundwater Flow Varies at Location
100-year flood zone
500-year flood zone
National Wetland Inventory
Wildlife Areas

SITE NAME: Plant Bowen	CLIENT: Geosyntec Consultants
ADDRESS: 17 Covered Bridge Rd SW Cartersville GA 30120	CONTACT: Christine Hug
LAT/LONG: 34.127926 / 84.929069	INQUIRY #: 07178742.1r
	DATE: November 15, 2022 11:21 am

Copyright © 2022 EDR, Inc. © 2015 TomTom Rel. 2015.

GEOCHECK® - PHYSICAL SETTING SOURCE MAP FINDINGS

Map ID Direction Distance Elevation	Database	EDR ID Number
1 **ENE** **1 - 2 Miles** **Higher**	**FED USGS**	**USGS40000266609**

Organization ID:	USGS-GA	Organization Name:	USGS Georgia Water Science Center
Monitor Location:	06HH05	Type:	Well
Description:	Not Reported	HUC:	03150104
Drainage Area:	Not Reported	Drainage Area Units:	Not Reported
Contrib Drainage Area:	Not Reported	Contrib Drainage Area Unts:	Not Reported
Aquifer:	Not Reported	Formation Type:	Not Reported
Aquifer Type:	Not Reported	Construction Date:	Not Reported
Well Depth:	Not Reported	Well Depth Units:	Not Reported
Well Hole Depth:	Not Reported	Well Hole Depth Units:	Not Reported

GEOCHECK® - PHYSICAL SETTING SOURCE MAP FINDINGS
RADON

AREA RADON INFORMATION

Federal EPA Radon Zone for BARTOW County: 2

Note: Zone 1 indoor average level > 4 pCi/L.
: Zone 2 indoor average level >= 2 pCi/L and <= 4 pCi/L.
: Zone 3 indoor average level < 2 pCi/L.

Federal Area Radon Information for Zip Code: 30120

Number of sites tested: 5

Area	Average Activity	% <4 pCi/L	% 4-20 pCi/L	% >20 pCi/L
Living Area - 1st Floor	1.720 pCi/L	100%	0%	0%
Living Area - 2nd Floor	Not Reported	Not Reported	Not Reported	Not Reported
Basement	3.833 pCi/L	67%	33%	0%

PHYSICAL SETTING SOURCE RECORDS SEARCHED

TOPOGRAPHIC INFORMATION

USGS 7.5' Digital Elevation Model (DEM)
Source: United States Geologic Survey
EDR acquired the USGS 7.5' Digital Elevation Model in 2002 and updated it in 2006. The 7.5 minute DEM corresponds to the USGS 1:24,000- and 1:25,000-scale topographic quadrangle maps. The DEM provides elevation data with consistent elevation units and projection.

HYDROLOGIC INFORMATION

Flood Zone Data: This data was obtained from the Federal Emergency Management Agency (FEMA). It depicts 100-year and 500-year flood zones as defined by FEMA. It includes the National Flood Hazard Layer (NFHL) which incorporates Flood Insurance Rate Map (FIRM) data and Q3 data from FEMA in areas not covered by NFHL.
Source: FEMA
Telephone: 877-336-2627
Date of Government Version: 2003, 2015

NWI: National Wetlands Inventory. This data, available in select counties across the country, was obtained by EDR in 2002, 2005, 2010 and 2015 from the U.S. Fish and Wildlife Service.

State Wetlands Data: Wetlands Inventory
Source: Georgia GIS Clearinghouse
Telephone: 706-542-1581

HYDROGEOLOGIC INFORMATION

AQUIFLOW^{R} Information System
Source: EDR proprietary database of groundwater flow information
EDR has developed the AQUIFLOW Information System (AIS) to provide data on the general direction of groundwater flow at specific points. EDR has reviewed reports submitted to regulatory authorities at select sites and has extracted the date of the report, hydrogeologically determined groundwater flow direction and depth to water table information.

GEOLOGIC INFORMATION

Geologic Age and Rock Stratigraphic Unit
Source: P.G. Schruben, R.E. Arndt and W.J. Bawiec, Geology of the Conterminous U.S. at 1:2,500,000 Scale - A digital representation of the 1974 P.B. King and H.M. Beikman Map, USGS Digital Data Series DDS - 11 (1994).

STATSGO: State Soil Geographic Database
Source: Department of Agriculture, Natural Resources Conservation Service (NRCS)
The U.S. Department of Agriculture's (USDA) Natural Resources Conservation Service (NRCS) leads the national Conservation Soil Survey (NCSS) and is responsible for collecting, storing, maintaining and distributing soil survey information for privately owned lands in the United States. A soil map in a soil survey is a representation of soil patterns in a landscape. Soil maps for STATSGO are compiled by generalizing more detailed (SSURGO) soil survey maps.

SSURGO: Soil Survey Geographic Database
Source: Department of Agriculture, Natural Resources Conservation Service (NRCS)
Telephone: 800-672-5559
SSURGO is the most detailed level of mapping done by the Natural Resources Conservation Service, mapping scales generally range from 1:12,000 to 1:63,360. Field mapping methods using national standards are used to construct the soil maps in the Soil Survey Geographic (SSURGO) database. SSURGO digitizing duplicates the original soil survey maps. This level of mapping is designed for use by landowners, townships and county natural resource planning and management.

PHYSICAL SETTING SOURCE RECORDS SEARCHED

LOCAL / REGIONAL WATER AGENCY RECORDS

FEDERAL WATER WELLS

PWS: Public Water Systems
Source: EPA/Office of Drinking Water
Telephone: 202-564-3750
Public Water System data from the Federal Reporting Data System. A PWS is any water system which provides water to at least 25 people for at least 60 days annually. PWSs provide water from wells, rivers and other sources.

PWS ENF: Public Water Systems Violation and Enforcement Data
Source: EPA/Office of Drinking Water
Telephone: 202-564-3750
Violation and Enforcement data for Public Water Systems from the Safe Drinking Water Information System (SDWIS) after August 1995. Prior to August 1995, the data came from the Federal Reporting Data System (FRDS).

USGS Water Wells: USGS National Water Inventory System (NWIS)
This database contains descriptive information on sites where the USGS collects or has collected data on surface water and/or groundwater. The groundwater data includes information on wells, springs, and other sources of groundwater.

STATE RECORDS

Georgia Public Supply Wells
Source: Georgia Department of Community Affairs
Telephone: 404-894-0127

USGS Georgia Water Wells
Source: USGS, Georgia District Office
Telephone: 770-903-9100

OTHER STATE DATABASE INFORMATION

DNR Managed Lands
Source: Department of Natural Resources
Telephone: 706-557-3032
This dataset provides 1:24,000-scale data depicting boundaries of land parcels making up the public lands managed by the Georgia Department of Natural Resources (GDNR). It includes polygon representations of State Parks, State Historic Parks, State Conservation Parks, State Historic Sites, Wildlife Management Areas, Public Fishing Areas, Fish Hatcheries, Natural Areas and other specially-designated areas. The data were collected and located by the Georgia Department of Natural Resources. Boundaries were digitized from survey plats or other information.

RADON

Area Radon Information
Source: USGS
Telephone: 703-356-4020
The National Radon Database has been developed by the U.S. Environmental Protection Agency (USEPA) and is a compilation of the EPA/State Residential Radon Survey and the National Residential Radon Survey. The study covers the years 1986 - 1992. Where necessary data has been supplemented by information collected at private sources such as universities and research institutions.

EPA Radon Zones
Source: EPA
Telephone: 703-356-4020
Sections 307 & 309 of IRAA directed EPA to list and identify areas of U.S. with the potential for elevated indoor radon levels.

OTHER

Airport Landing Facilities: Private and public use landing facilities
Source: Federal Aviation Administration, 800-457-6656

Epicenters: World earthquake epicenters, Richter 5 or greater
Source: Department of Commerce, National Oceanic and Atmospheric Administration

Earthquake Fault Lines: The fault lines displayed on EDR's Topographic map are digitized quaternary faultlines, prepared in 1975 by the United State Geological Survey

PHYSICAL SETTING SOURCE RECORDS SEARCHED

STREET AND ADDRESS INFORMATION

Â© 2015 TomTom North America, Inc. All rights reserved. This material is proprietary and the subject of copyright protection and other intellectual property rights owned by or licensed to Tele Atlas North America, Inc. The use of this material is subject to the terms of a license agreement. You will be held liable for any unauthorized copying or disclosure of this material.