



# 2024 Facts & Figures

## By the Numbers

### Kilowatt-Hour Sales

The company's total sales, including off-system sales, were **86.8 billion kilowatt-hours** during 2023. Georgia Power's 2023 territorial sales were **84 billion kilowatt-hours**.

### Price of Service

The average price residential customers paid during 2023 was **14.63 cents per kilowatt- hour**, and the average annual use per residential customer was **11,483 kilowatt-hours**.

### Employees & Wages

At the end of 2023, Georgia Power had **6,490 employees**. In addition, **6,270 retirees** were receiving benefits from the company's pension trust fund. A combined **9,356 retirees**, survivors and vested former employees were receiving benefits.

### Customers

**2,754,203** Georgia Power customers as of Dec. 31, 2023.



Residential  
**2,405,579**



Commercial  
**328,638**

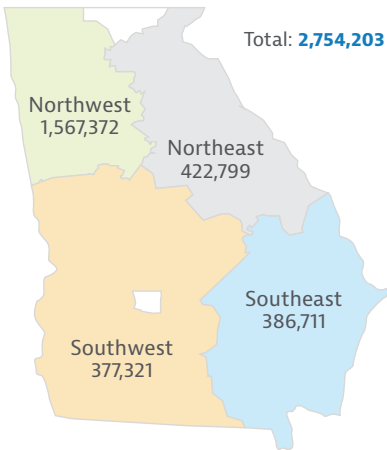


Industrial  
**10,611**



Public Streets & Highways  
**9,375**  
*Total 9,470 Rapid Transit Authority*

### Customers by Region\* (Reflects 2023 region organization)



### Service Territory

Georgia Power provides electric service to customers in 155 of the state's 159 counties.  
*\*Excludes wholesale customers*

## Over the Year

Invested \$33 million in charitable causes

**\$916,000**

In employee giving



**\$2.4 million**

Value of over 77,000 hours volunteered by our employees and retirees

**over \$30+ million**

Georgia Power and the Georgia Power Foundation, Inc. contributions to Empowering the Future

### Taxes

Georgia Power's 2023 tax payments to city, county, state and federal agencies totaled \$1,250,080, or about 13 percent of operating revenues. This represents approximately \$454 per customer. Georgia Power is one of Georgia's largest taxpayers.

### Investments

The total gross investment in facilities at the end of 2023 was \$55.3 billion.

### Where Revenues Came From

Residential	39.9%
Commercial	35.1%
Industrial	15.2%
Wholesale	1.9%
Other	7.9%

### Charitable Causes

Georgia Power invested **\$33 million** towards charitable causes.

Contributions from Georgia Power and Georgia Power Foundation, Inc.	\$30+ million
Value of employee and retiree volunteer hours	\$2.4 million 77,000 hrs
Employee giving	\$916,000
Organizations supported	900+

### Transmission & Distribution

Overhead and underground distribution lines added	785 miles
Total distribution lines	79,368 miles
Total transmission lines (Georgia Power owned)	11,630 miles

## Social Media

**29.7K**  
NEW FOLLOWERS

**19.2M**  
IMPRESSIONS

**1.19K**  
ENGAGEMENTS

**86M**  
VIDEO VIEWS



## Georgia Power Plants as of Dec. 31, 2023

NAME	GEORGIA POWER KW CAPACITY	FUEL SOURCE
Bartletts Ferry	173,000	Hydro
Bowen	3,160,000	Coal
Burton	8,100	Hydro
Comer	2,160	Solar
Dalton	6,508	Solar
Flint River	5,400	Hydro
Falcons Solar	1,019	Solar
Fort Benning	30,005	Solar
Fort Gordon	30,000	Solar
Fort Stewart	30,000	Solar
Fort Valley Solar	10,800	Solar
Guyton	3,600	Solar
Goat Rock	40,500	Hydro
Hatch	899,612	Nuclear
Kings Bay	30,161	Solar

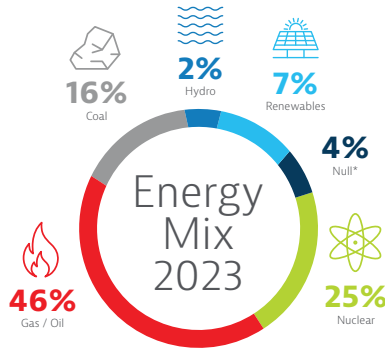
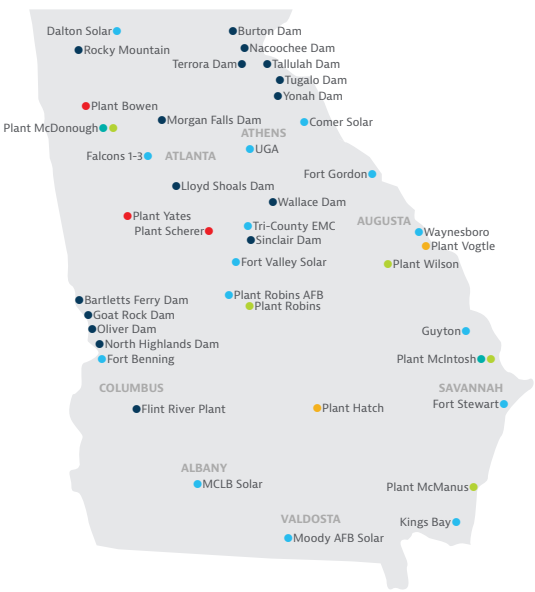
NAME	GEORGIA POWER KW CAPACITY	FUEL SOURCE
LaGrange	800	Solar
Lloyd Shoals	18,000	Hydro
MCLB*	31,161	Solar
McDonough, C.C.	2,520,000	Oil, Gas
McDonough-Unit 3	78,800	Oil, Gas
McIntosh, C.C.	1,318,920	Oil, Gas
McIntosh, C.T.	640,000	Oil, Gas
McManus**	481,700	Oil
Moody AFB	49,500	Solar
Morgan Falls	16,800	Hydro
Nacoochee	4,800	Hydro
North Highlands	29,600	Hydro
Oliver Dam	60,000	Hydro
Robins	158,400	Oil, Gas
Robins AFB	128,000	Solar
Rocky Mountain	229,362	Hydro

NAME	GEORGIA POWER KW CAPACITY	FUEL SOURCE
Scherer	750,924	Coal
Sinclair Dam	45,000	Hydro
Tallulah Falls	72,000	Hydro
Terrora	20,800	Hydro
Tri-County EMC	1,008	Solar
Tugalo	45,000	Hydro
UGA	984	Solar
Vogtle	1,613,667	Nuclear
Wallace Dam	321,300	Hydro
Waynesboro	2,400	Solar
Wilson**	354,100	Oil
Yates	700,000	Gas
Yonah	22,500	Hydro

C.C. – Combined cycle  
C.T. – Combustion turbines  
\* Marine Corps Logistics Base Solar  
\*\* Includes internal combustion unit

## Generation Plant Locations

- Hydro
- Combustion Turbine
- Steam
- Combined Cycle
- Solar
- Nuclear



\* Georgia Power reports only the null energy output from some renewable generating facilities. Ownership of the associated renewable energy credits (RECs) is specified in each respective power purchase agreement or program tariff. The party that owns the RECs retains the right to use and report them.

## Jointly Owned Plants as of Dec. 31, 2023

NAME	UNITS	FP&L	OPC	MEAG	DALTON	GEORGIA POWER	TOTAL MW CAPACITY
Hatch	1&2	–	30.0%	17.7%	2.2%	50.1%	1,796
Rocky Mtn.	1-3	–	74.6%	–	–	25.4%	903
Scherer	1&2	–	60.0%	30.2%	1.4%	8.4%	1,636
Scherer	3	25.0%	–	–	–	76.4%	818
Vogtle	1, 2, & 3	–	30.0%	22.7%	1.6%	45.7%	3,547

OPC – Oglethorpe Power Corporation; MEAG – Municipal Electric Authority of Georgia; Dalton – City of Dalton, Georgia Florida Power and Light

### Generating Capacity

	TOTAL GEORGIA POWER KW CAPACITY
Gas/Oil	6,251,920
Coal	3,910,924
Nuclear	2,513,279
Hydro	1,112,162
Renewables	358,106
<b>Total</b>	<b>14,146,391</b>

### Fuel Cost for Generation

	CENTS PER KILOWATT-HOUR
Nuclear	0.82
Coal	5.59
Oil and Gas	3.07
Average	2.90