2024 ANNUAL GROUNDWATER MONITORING AND CORRECTIVE ACTION REPORT

Plant Arkwright
Ash Pond 3 Landfill and Monofill
Macon, Georgia

July 31, 2024

Prepared for:

Georgia Power

Prepared by:
Stantec Consulting Services Inc.
10745 Westside Way, Suite 250
Alpharetta, Georgia 30009-7640

CERTIFICATION STATEMENT

This *2024 Annual Groundwater Monitoring and Corrective Action Report, Plant Arkwright, Ash Pond 3 Landfill and Monofill* has been prepared in accordance with the Georgia Environmental Protection Division Rules for Solid Waste Management 391-3-4-.10 and 391-3-4.14 by a qualified groundwater scientist or engineer with Stantec Consulting Services, Inc. I hereby certify that I am a qualified groundwater scientist, in accordance with the Georgia Rules of Solid Waste Management 391-3-4-.01.



Jennifer Kolbe, Ph.D., P.E.
Principal

7/31/2024
Date



Katie Ross, P.G.
Senior Principal

7/31/2024
Date

Table of Contents

EXECUTIVE SUMMARY III

ACRONYMS / ABBREVIATIONS V

1.0 INTRODUCTION 1

1.1 Site Description and Background 1
1.2 Regional Geology & Hydrogeologic Setting 2
1.2.1 Site Geology 2
1.2.2 Site Hydrogeology 3
1.3 Groundwater Monitoring System 3

2.0 GROUNDWATER MONITORING ACTIVITIES 4

2.1 Monitoring Well Maintenance 4
2.2 Assessment Monitoring 4
2.3 Surface Water Sampling and Additional Groundwater Sampling 4

3.0 SAMPLE METHODOLOGY & ANALYSES 5

3.1 Groundwater Elevation Measurements and Flow Direction 5
3.2 Groundwater Gradient and Flow Velocity 5
3.3 Groundwater Sampling 6
3.4 Surface Water Sampling 6
3.5 Laboratory Analyses 7
3.6 Quality Assurance & Quality Control 7

4.0 STATISTICAL ANALYSES 8

4.1 Statistical Method 8
4.2 Appendix I and Appendix III Statistical Method 8
4.3 Appendix IV Statistical Method 9
4.4 Statistical Analyses Results - Appendix I and Appendix III 9
4.5 Statistical Analyses Results - Appendix IV 10

5.0 NATURE AND EXTENT 11

6.0 MONITORING PROGRAM STATUS 12

6.1 Assessment of Corrective Measures 12

7.0 CONCLUSIONS & FUTURE ACTIONS 13

8.0 REFERENCES 14

LIST OF TABLES

Table 1 Summary of Monitoring Well Construction
Table 2 Groundwater Sampling Event Summary
Table 3 Summary of Groundwater Elevations
Table 4 Groundwater Flow Velocity Calculations
Table 5 Analytical Data Summary - Groundwater
Table 6 Analytical Data Summary – Surface Water
Table 7 Summary of Groundwater Protection Standards

LIST OF FIGURES

Figure 1 Site Location Map
Figure 2 Detection Monitoring Network Well, Assessment Monitoring Well, and Sampling Locations Map
Figure 3 Potentiometric Surface Contour Map Ash Pond 3 Landfill and Monofill – August 7, 2023
Figure 4 Potentiometric Surface Contour Map Ash Pond 3 Landfill and Monofill – January 22, 2024
Figure 5 Isoconcentration Map for Cobalt Ash Pond 3 Landfill and Monofill – August 2023
Figure 6 Isoconcentration Map for Cobalt Ash Pond 3 Landfill and Monofill – January 2024

LIST OF APPENDICES

Appendix A Well Inspections
Appendix B Field Sampling Data and Analytical Data Reports
B.1 Field Sampling Data
B.2 Calibration Data
B.3 Groundwater and Surface Water Laboratory Analytical Reports
B.4 Data Quality Evaluation
Appendix C Statistical Analyses

Executive Summary

This summary of the *2024 Annual Groundwater Monitoring and Corrective Action Report* provides the status of the groundwater monitoring and corrective action program from July 2023 through June 2024 at the Georgia Power Company (Georgia Power) former Plant Arkwright Ash Pond 3 (AP-3) Landfill and Monofill. This summary was prepared by Stantec Consulting Services Inc. (Stantec) on behalf of Georgia Power to meet the requirements listed in Georgia Environmental Protection Division (GA EPD) Rules of Solid Waste Management 391-3-4-.10(6)(a)-(c) and 391-3-4-.14.

Plant Arkwright is located in Bibb County, Georgia, approximately 6 miles northwest of the city of Macon. The plant address is 5241 Arkwright Road, Macon, Georgia, 31210. The 46-acre AP-3 Landfill and Monofill are located between Arkwright Road to the west and Riverside Drive to the east. When in operation, the coal-fired Plant Arkwright power plant consisted of four 40-megawatt units. In the years before retirement, the plant was used primarily to provide peaking power and operated approximately 40 to 60 days per year. Plant Arkwright was retired in 2002 and decommissioned in 2003. Georgia Power closed the AP-3 Landfill and Monofill in 2010, with GA EPD's approval and in accordance with the solid waste landfill regulations in effect at the time of its closure.



Plant Arkwright Ash Pond 3 Landfill and Monofill

The groundwater monitoring program for AP-3 Landfill and Monofill is managed in accordance with Georgia Solid Waste Management Rules for Groundwater Monitoring and Corrective Action of a municipal solid waste landfill, Rule 391-3-4.14, per GA EPD Permit No. 011-025D(LI). AP-3 Landfill and Monofill is also subject to the GA EPD Rules for Solid Waste Management 391-3-4-.10 for coal combustion residuals (CCR) management. Georgia Power has elected to remove the CCR from AP-3 Landfill and Monofill to a lined landfill. Groundwater at AP-3 Landfill and Monofill is monitored using comprehensive groundwater monitoring systems that meet GA EPD requirements. Groundwater sampling and reporting for compliance to meet requirements of Rule 391-3-4.10 began after baseline groundwater conditions were established between August 2016 and October 2018 for AP-3 Landfill and Monofill wells, with the exception of upgradient well ARGWA-24, where sampling was initiated in December 2020. Based on groundwater conditions at AP-3 Landfill and Monofill, an assessment monitoring program was initiated on November 13, 2019, and assessment of corrective measures began on July 9, 2020. During the 2024 annual reporting period, AP-3 Landfill and Monofill remained in assessment monitoring as corrective measures were evaluated. A Draft Remedy Selection Report, which summarizes the evaluation and proposed selection of a corrective measure, or measures, was submitted under separate cover to GA EPD on February 28, 2024, in lieu of the Semi-annual Remedy Selection and Design Progress Report.

During the 2024 annual reporting period, Stantec conducted two groundwater sampling events in August 2023 and January 2024. Samples were analyzed for the full suites of Appendix III[1] and Appendix IV[2] constituents listed in Title 40, Code of Federal Regulations Part 257 (CCR Rule), and the GA EPD Appendix I constituent silver. Per the CCR Rule, groundwater results for the August 2023 and January 2024 data were evaluated in accordance with the certified statistical methods. Statistical analyses indicate statistically significant increases (SSIs) for Appendix III constituents above the statistical limits and statistically significant levels (SSLs) of Appendix IV constituents above the groundwater protection standards as summarized below. Cobalt is the only SSL identified in a single well, ARGWC-17, at AP-3 Landfill and Monofill.

Appendix III Constituents	**August 2023**
Boron	ARGWC-18
pH	ARGWC-16, ARGWC-17
Appendix IV Constituents	**August 2023**
Cobalt	ARGWC-17
Appendix III Constituents	**January 2024**
Boron	ARGWC-8, ARGWC-18
pH	ARGWC-16, ARGWC-17
Appendix IV Constituents	**January 2024**
Cobalt	ARGWC-17

Based on review of the CCR Rule Appendix III and Appendix IV statistical results completed for the groundwater monitoring and corrective action program from July 2023 through June 2024, assessment monitoring will continue along with assessment of corrective measures. Georgia Power will continue routine groundwater monitoring and reporting at AP-3 Landfill and Monofill. Reports will be submitted to GA EPD semi-annually.

[1] Boron, calcium, chloride, fluoride, pH, sulfate, and total dissolved solids (TDS)
[2] Antimony, arsenic, barium, beryllium, cadmium, chromium, cobalt, fluoride, lead, lithium, mercury, molybdenum, selenium, thallium, and radium 226 + 228

Acronyms / Abbreviations

40 CFR	Title 40 Code of Federal Regulations
ACM	Assessment of Corrective Measures
AP-3	Ash Pond 3
CCR	Coal Combustion Residuals
CCR Rule	40 CFR § 257 Subpart D
District	Washington Slope District
DO	Dissolved Oxygen
GA EPD	Georgia Environmental Protection Division
GEL	GEL Laboratories LLC
Georgia Power	Georgia Power Company
GSC	Groundwater Stats Consulting
GWPS	Groundwater Protection Standard
MCL	Maximum Contaminant Level
mg/L	micrograms per liter
NAVD88	North American Vertical Datum of 1988
NELAP	National Environmental Laboratory Accreditation Program
NTU	Nephelometric Turbidity Units
ORP	Oxidation-Reduction Potential
Pace	Pace Analytical Services, LLC
PWR	Partially Weathered Rock
QA/QC	Quality Assurance/Quality Control
Site	Former Plant Arkwright Ash Pond 3 Landfill and Monofill
SSI	Statistically Significant Increase
SSL	Statistically Significant Level
Stantec	Stantec Consulting Services, Inc.
TDS	Total Dissolved Solids
Unified Guidance	Statistical Analysis of Groundwater Data at RCRA Facilities, Unified Guidance, March 2009
UPL	Upper Prediction Limit
US EPA	United States Environmental Protection Agency
UTL	Upper Tolerance Limit

1.0 Introduction

In accordance with the Georgia Environmental Protection Division (GA EPD) Rules of Solid Waste Management 391-3-4-.10(6)(a)-(c) and 391-3-4-.14, this *2024 Annual Groundwater Monitoring and Corrective Action Report* has been prepared to document groundwater monitoring activities conducted at the Georgia Power Company (Georgia Power) former Plant Arkwright Ash Pond 3 (AP-3) Landfill and Monofill (the Site). To specify groundwater monitoring requirements GA EPD Rule 391-3-4-.10(6)(a) incorporates by reference the United States Environmental Protection Agency (US EPA) Title 40 Code of Federal Regulations (40 CFR) § 257 Subpart D - Standards for the Disposal of Coal Combustion Residuals (CCR) in Landfills and Surface Impoundments (CCR Rule). For ease of reference, the applicable CCR Rule references are cited within this report.

Groundwater monitoring and reporting for AP-3 Landfill and Monofill are performed in accordance with the monitoring requirements of 40 CFR § 257.90 through § 257.96. This annual report documents the activities completed between July 2023 and June 2024. Two semi-annual assessment monitoring events were conducted during this reporting period in August 2023 and January 2024.

Due to statistically significant levels (SSLs) of certain CCR Rule Appendix IV constituents identified in the *2020 Annual Groundwater Monitoring and Corrective Action Report* (Wood, 2020a), Georgia Power initiated an assessment of corrective measures (ACM) for AP-3 Landfill and Monofill on July 9, 2020, pursuant to 40 CFR § 257.96(b), and an ACM Report was prepared and submitted to GA EPD in December 2020 (Wood, 2020b). Based on statistical analyses on the recent semi-annual sampling events, cobalt is the only constituent showing an SSL in groundwater in a single well (ARGWC-17) at AP-3 Landfill and Monofill. A Draft Remedy Section Report was submitted to GA EPD on February 28, 2024, proposing in-situ injections with monitored natural attenuation as a remedy to address the cobalt SSL at ARGWC-17.

The SSL for cobalt in well ARGWC-17 is horizontally and vertically delineated near AP-3 Landfill and Monofill by wells ARGWC-16 and ARAMW-4, respectively.

1.1 Site Description and Background

Plant Arkwright is located in Bibb County, Georgia, approximately 6 miles northwest of the city of Macon (Figure 1). The physical address of the plant is 5241 Arkwright Road, Macon, Georgia, 31210. The 46-acre AP-3 Landfill and Monofill are located between Arkwright Road to the west and Riverside Drive to the east. When in operation, the coal-fired Plant Arkwright power plant consisted of four 40-megawatt units. In the years before retirement, the plant was used primarily to provide peaking power and operated approximately 40 to 60 days per year. Plant Arkwright was retired in 2002 and decommissioned in 2003.

The AP-3 Landfill and Monofill was initially constructed as a surface impoundment prior to 1958 but did not receive CCR until the 1970s. The CCR unit was closed in 2010 in accordance with the solid waste landfill regulations specified by GA EPD Rule 391-3-4.14, in effect at the time of its closure. Closure construction of AP-3 Landfill and Monofill utilized a geosynthetic clay liner overlain by 18 inches of cover soil. A Closure Certificate was issued by GA EPD for AP-3 Landfill and Monofill on August 19, 2010. The



Closure Certificate initiated the post-closure care period for the CCR unit, which has been performed in accordance with the GA EPD Permit No. 011-025D(LI) following closure.

The AP-3 Landfill and Monofill is exempt from the requirements in the 2015 CCR Rule in accordance with §257.50 (d) and (e), which states that the subpart does not apply to CCR landfills that have ceased receiving CCR prior to October 19, 2015 (US EPA, 2015). These CCR units are, however, subject to the requirements of relevant portions of GA EPD 391-3-4-.10. The CCR unit referred to as AP-3 Landfill and Monofill is defined as an inactive CCR Landfill per GA EPD Rule 391-3-4-.10(2)(a)(3).

Semi-annual groundwater monitoring at AP-3 Landfill and Monofill is performed for an approved list of analytes in accordance with the post-closure care period requirements of GA EPD Permit No: 011-025D(LI). The permit lists GA EPD 391-3-4-.10 Appendix I constituents as arsenic, barium, cadmium, chloride, lead, selenium, silver, and sulfate. A minor modification approved by GA EPD on August 9, 2017, added the CCR Rule Appendix III and IV sample constituents to the groundwater monitoring plan. The GA EPD Appendix I constituents overlap with the CCR Rule Appendix III and IV constituents, with the exception of silver.

Georgia Power has elected to remove CCR material from AP-3 and Monofill and place it in a lined landfill.

1.2 Regional Geology & Hydrogeologic Setting

The geology and hydrogeology of the Plant Arkwright Site are summarized below. The Plant Arkwright Site is located along the southern edge of the Washington Slope District (the District) within the Piedmont Physiographic Province (Clark and Zisa, 1976). The District is characterized by a gently undulating surface, which generally slopes to the south and southeast toward the Coastal Plain Physiographic Province located approximately 3.8 miles to the southeast of the Site.

Topography of the District ranges from approximately 700 feet above mean sea level in the areas of southern Atlanta and Athens to approximately 500 feet above mean sea level at its southern limit along the Georgia Fall Line. Streams follow the surface topography of the underlying crystalline rocks eastward toward the Ocmulgee River. Typically, relief throughout the District ranges between 50 and 100 feet. However, the greatest relief occurs along the Ocmulgee River where the elevation changes from 150 to 200 feet due to steep walled valleys (Clark and Zisa, 1976). Ultimately, the area surface water flow is directed toward the Ocmulgee River.

Bedrock in the region is composed of moderate to high-grade metamorphic rocks, consisting of biotite-granite gneiss, schist, and amphibolite, and igneous rocks like granite. In the southernmost Piedmont, around the Site, bedrock is predominantly composed of biotite gneiss. Major geologic structures in the region include the Ocmulgee fault, located approximately 7 miles northwest of the Site which strikes mostly northeast – southwest. The top of bedrock surface is highly weathered and, where exposed, is generally soft and friable (LeGrand, 1962).

1.2.1 Site Geology

The general geology beneath Plant Arkwright consists of clays, silty and sandy clays, silty sands, sandy silts, and minor gravel at depth, underlain by a silty sand saprolite and bedrock. Historical borings advanced at the Site indicate bedrock occurs at depths ranging from approximately 14 to 63 feet below



ground surface, and consists of weathered quartzofeldspathic gneiss, hornblende gneiss, and schist. Boring logs also indicate a relatively thin zone of partially weathered rock (PWR) above a more competent bedrock which ranges in thickness from 1 to 4 feet in the southern and eastern portions of the Site, and up to 14 feet in the northeastern portion of the Site.

1.2.2 Site Hydrogeology

The uppermost aquifer at the Site consists of two hydrostratigraphic units: the water table (overburden) hydrostratigraphic unit and the underlying shallow fractured bedrock hydrostratigraphic unit. The water table (overburden) unit is composed of unconsolidated silty sands and sandy silts with clays and variable thicknesses of PWR mantling the bedrock surface, whereas the bedrock unit is a zone comprised of weathered and fractured bedrock.

The water table unit is hydraulically connected to the underlying bedrock through fractures in the partially weathered and fractured bedrock (Southern Company Services, 2005) and is considered to be under unconfined conditions. The monitoring well network for AP-3 Landfill and Monofill (Figure 2) monitors the uppermost aquifer at the Site.

Slug testing data from the Site reflects a range of hydraulic conductivities from 10^{-6} to 10^{-3} centimeters per second (0.0028 to 2.835 feet per day) in the water table hydrostratigraphic unit (Southern Company Services, 2005). Groundwater level gauging data from the Site show stable water level trends and the potentiometric surface maps depict groundwater generally flowing to the south and southeast across AP-3 Landfill and Monofill (Figures 3 and 4).

1.3 Groundwater Monitoring System

Pursuant to 40 CFR § 257.91, Georgia Power installed a groundwater monitoring system within the uppermost aquifer at AP-3 Landfill and Monofill. The groundwater monitoring system is designed to monitor groundwater passing the waste boundary of AP-3 Landfill and Monofill within the uppermost aquifer. Wells were located to serve as upgradient or downgradient monitoring points based on the groundwater flow direction (Table 1). The monitoring well locations are depicted in Figure 2.

2.0 Groundwater Monitoring Activities

The following describes monitoring-related activities performed between July 2023 and June 2024. Samples were collected from each of the wells in the groundwater monitoring system depicted in Figure 2. In accordance with 40 CFR § 257.93, Table 2 presents a summary of groundwater sampling events completed for AP-3 Landfill and Monofill during this monitoring period.

2.1 Monitoring Well Maintenance

Monitoring wells are inspected semi-annually to determine if repairs or corrective actions are necessary to meet the requirements of the Georgia Water Well Standards Act (O.C.G.A. § 12-5-134(5)(d)(vii)). In August 2023 and January 2024, the monitoring wells were inspected. No needed corrective actions were identified, as documented in Appendix A.

2.2 Assessment Monitoring

Georgia Power implemented assessment monitoring in accordance with 40 CFR § 257.95 in November 2019. During the 2024 annual reporting period, semi-annual assessment monitoring events at AP-3 Landfill and Monofill were conducted from August 9 to 10, 2023 and January 24 to 25, 2024. Groundwater samples were collected from each well in the certified groundwater monitoring system and analyzed for the full suites of CCR Rule Appendix III and Appendix IV constituents, and the GA EPD Appendix I constituent, silver. Laboratory and field data reports for the August 2023 and January 2024 monitoring events are included in Appendix B**.**

2.3 Surface Water Sampling and Additional Groundwater Sampling

Due to the close proximity of an unnamed tributary to Beaverdam Creek in the vicinity of AP-3 Landfill and Monofill, Georgia Power proactively collected surface water samples to further support the 2020 risk evaluation. Surface water samples were collected from six locations on August 10, 2023 and January 23, 2024, as shown on Figure 2. Five surface water sampling locations are located along the tributary to Beaverdam Creek, and one is located in Beaverdam Creek.

Surface water samples were analyzed for the full suites of 40 CFR Part 257 Appendix III and targeted SSL Appendix IV constituents. Surface water samples were also submitted for analysis of total alkalinity, bicarbonate alkalinity, magnesium, potassium, and sodium. The laboratory reports associated with the August 2023 and January 2024 sampling events are provided in Appendix B.

During the August 2023 and January 2024 semi-annual sampling events, groundwater samples were analyzed for dissolved iron and manganese in addition to the parameters described in Section 2.2. Dissolved iron and manganese concentrations provide information regarding the oxidation-reduction conditions, which is a key factor influencing the behavior of cobalt in the subsurface. Results are included in the laboratory analytical reports in Appendix B.

3.0 Sample Methodology & Analyses

The semi-annual groundwater sampling events completed in August 2023 and January 2024 for AP-3 Landfill and Monofill included sampling for the constituents listed in CCR Rule Appendix III and Appendix IV, with the addition of silver, which is a constituent in GA EPD Appendix I. Groundwater analytical data and chain-of-custody records are located in Appendix B. The following sections describe methods used to conduct the groundwater monitoring activities at AP-3 Landfill and Monofill.

3.1 Groundwater Elevation Measurements and Flow Direction

Prior to each sampling event, the static groundwater levels were measured in each monitoring well at AP-3 Landfill and Monofill. The water level indicator was properly decontaminated between each monitoring well. Groundwater elevations are summarized in Table 3. The recorded water level data were used to determine the groundwater elevations in each well and develop potentiometric surface elevation contour maps (Figures 3 and 4). Review of the figures indicates that the apparent groundwater flow direction in the uppermost aquifer is to the southeast in the northern portion of AP-3 Landfill, and to the south in the southern portion of AP-3 Landfill and Monofill. This groundwater flow pattern is consistent with historical groundwater flow patterns.

3.2 Groundwater Gradient and Flow Velocity

The groundwater flow velocity at AP-3 Landfill and Monofill was calculated using a derivation of Darcy's Law. Specifically,

$$V = \frac{K * i}{n_e}$$

Where:

$V =$ Groundwater flow velocity $\left(\frac{feet}{day}\right)$

$K =$ Average hydraulic conductivity of the aquifer $\left(\frac{feet}{day}\right)$

$i =$ Horizontal hydraulic gradient $\left(\frac{feet}{foot}\right)$

$n_e =$ Effective porosity (unitless)

The general groundwater flow velocities were calculated for AP-3 Landfill and Monofill based on hydraulic gradients, average hydraulic conductivity based on previous slug test data, and an estimated effective porosity of 0.10 (based on a review of several sources, including Driscoll, 1986; US EPA, 1989; Freeze and Cherry, 1979). The general groundwater flow velocity values based on August 7, 2023, and January 22, 2024, groundwater elevations are presented in Table 4. The results for groundwater flow velocity across the north/south axis of AP-3 Landfill were 0.24 feet/day (86 feet/year) in August 2023 and January 2024. Groundwater flow velocity between the Monofill and the southern embankment of AP-3 was 0.46 feet/day (170 feet/year) in August 2023 and January 2024. The observed groundwater flow velocities calculated for this monitoring event are generally consistent with expected velocities in the regolith-upper bedrock aquifers of the Georgia Piedmont.

3.3 Groundwater Sampling

Groundwater samples were collected in August 2023 and January 2024. Sampling procedures were conducted in accordance with US EPA Region 4 *Laboratory Services and Applied Science Division Operating Procedures for Groundwater Sampling* (LSASDPROC-301-R6, April 22, 2023). Monitoring wells were purged and sampled using low-flow sampling procedures. Dedicated or non-dedicated low-flow pneumatic bladder or peristaltic pumps were used to purge and sample the wells. An In-Situ Aqua TROLL® 400 field instrument was used to monitor and record field water quality parameters (pH, conductivity, dissolved oxygen [DO], temperature, and oxidation-reduction potential [ORP]) and a Hach 2100Q was used to measure turbidity during well purging to verify stabilization prior to sampling.

Groundwater samples were collected when the following stabilization criteria were met for three (3) consecutive readings measured at five-minute intervals:

- pH ± 0.1 Standard Units
- Specific conductance ± 5 %
- ± 10% for DO where DO > 0.5 milligrams per liter (mg/L). No criterion applies if DO < 0.5 mg/L
- Turbidity measurements less than five Nephelometric Turbidity Units (NTU)
- Temperature – Record only, not used for stabilization criteria
- ORP – Record only, not used for stabilization criteria

Once stabilization was achieved, samples were collected into appropriately preserved laboratory-supplied sample containers. If turbidity readings were greater than 10 NTU at the time of sampling and after 3 hours of purging, a dissolved metals sample would be collected by filtering the water with a 0.45-micron water filter. Turbidity readings were below 10 NTUs during the August 2023 and January 2024 sampling events, and no filtered samples were collected. Sample bottles were placed in ice-packed coolers and submitted to GEL Laboratories LLC (GEL) in Charleston, South Carolina following chain-of-custody protocols. Stabilization logs and Equipment Calibration forms are included in Appendix B.

3.4 Surface Water Sampling

Surface water samples were collected in August 2023 and January 2024. Sampling was performed in accordance with US EPA Region 4 Laboratory Services and Applied Science Division Operating Procedures for Surface Water Sampling (LSASDPROC-201-R6, April 22, 2023).

Surface water samples were analyzed for the full suites of 40 CFR Part 257 Appendix III and targeted SSL Appendix IV constituents. Surface water samples were also submitted for analysis of total alkalinity, bicarbonate alkalinity, magnesium, potassium, and sodium.

Sample bottles were placed in ice-packed coolers and submitted to Pace Analytical Services, LLC (Pace) of Peachtree Corners, Georgia, following chain-of-custody protocol.



3.5 Laboratory Analyses

The groundwater samples were analyzed for CCR Rule Appendix III and Appendix IV constituents, as well as the GA EPD Appendix I constituent, silver. The samples were analyzed for additional parameters[3] to assist with ongoing remedy evaluation. Laboratory analyses of the groundwater were performed by GEL, which is accredited by the National Environmental Laboratory Accreditation Program (NELAP) and maintains the NELAP accreditation for the constituents analyzed for this project. Table 5 summarizes the groundwater analytical results, and the corresponding formal analytical reports are in Appendix B.

The August 2023 and January 2024 surface water samples were also analyzed for CCR Rule Appendix III and Appendix IV constituents. Laboratory analyses of the surface water samples were performed by Pace, which is also a NELAP accredited laboratory. Table 6 summarizes the surface water analytical results, and the corresponding formal analytical reports can be found in Appendix B.

3.6 Quality Assurance & Quality Control

During each sampling event, various quality assurance/quality control (QA/QC) samples were collected. Equipment blanks (where non-dedicated sampling equipment was used) were collected at a rate of one QA/QC sample per 10 groundwater samples to assess the adequacy of the decontamination process. Blind field duplicate samples were collected by filling additional containers at the same location during the sampling events at a rate of one QA/QC sample per 10 groundwater samples. Field blanks were also collected to evaluate ambient conditions at the sampling locations at a rate of one QA/QC sample per 10 groundwater samples.

QA/QC of the groundwater data were assessed by performing a data quality evaluation of the laboratory results reported. A data quality evaluation was conducted on the data using laboratory precision and accuracy, and analytical method requirements (US EPA, 2002). The data quality evaluations are included in Appendix B.

The analytical results provided in Tables 5 and 6 provide concentrations from the August 2023 and January 2024 groundwater assessment monitoring and surface water sampling events as reported by the laboratories. When values are followed by a “J” flag, this indicates that the value is an estimated analyte concentration detected between the method detection limit and the laboratory reporting limit. The estimated value is positively identified but is below the lowest level that can be reliably achieved within specified limits of precision and accuracy under routine laboratory operating conditions. Radium values followed by a “U” flag indicate that the constituent was not detected above the analytical minimum detectable concentration. The data are considered usable for meeting project objectives and the results are considered valid.

[3] Total alkalinity, bicarbonate alkalinity, carbonate alkalinity, total iron, manganese, total magnesium, potassium, and sodium

4.0 Statistical Analyses

Statistical analyses of GA EPD Appendix I (silver) and CCR Rule Appendix III and Appendix IV constituents were performed on samples collected from the groundwater monitoring system pursuant to 40 CFR § 257.93(f) and following the statistical method for AP-3 Landfill and Monofill. In addition, pursuant to 40 CFR § 257.95(d)(2), Groundwater Protection Standards (GWPS) were established for the Appendix IV constituents from the assessment monitoring events. The groundwater data were statistically analyzed by Groundwater Stats Consulting, LLC (GSC). The reports generated from the analyses are provided in Appendix C.

The following sections provide an overview of the statistical methods used to evaluate the GA EPD Appendix I and CCR Rule Appendix III and Appendix IV constituents and statistical analyses results.

4.1 Statistical Method

The statistical analysis method used at AP-3 Landfill and Monofill was developed by GSC using methodology presented in the Statistical Analysis of Groundwater Data at RCRA Facilities, Unified Guidance, March 2009, EPA 530/R-09-007 (US EPA, 2009) (Unified Guidance). Sanitas™ Statistical Software is a commercially available decision support software package that incorporates the statistical tests required of Subtitle C and D facilities by US EPA regulations and guidance as recommended in the Unified Guidance. Specific methodology information is described in the following paragraphs.

4.2 Appendix I and Appendix III Statistical Method

Interwell prediction limits were used for the analysis of the six GA EPD Appendix I constituents (arsenic, barium, cadmium, lead, selenium, and silver) and the full suite of CCR Rule Appendix III constituents. A comparison of confidence intervals to GWPS was also used to evaluate the GA EPD Appendix I constituents. When using the interwell method, upgradient well data are pooled to establish a background statistical limit (upper prediction limit [UPL] or in the case of pH, prediction interval) for each constituent. Individual sample results are then compared to the UPL, or prediction interval for pH, to determine if a SSI has occurred for the constituent/well pair. When an initial SSI is identified, a second sample may be collected to verify the initial result.

The interwell prediction limit assumed a 1-of-2 verification resample plan. If data from a sampling event initially indicate an SSI, then a resample may be collected to verify the initial result. In 1-of-2 resampling, one independent resample is collected and evaluated within 90 days to determine whether the initial SSI is verified. If the resample concentration is above the UPL or a resample is not collected, then the initial SSI is verified. If the resample concentration is less than the UPL, then an SSI is not declared.

Data from groundwater samples from downgradient wells collected in the August 2023 and January 2024 monitoring events were compared to the UPLs to evaluate whether SSIs exist. No resampling was conducted for the 2024 annual monitoring period.

4.3 Appendix IV Statistical Method

The assessment monitoring program statistics for CCR Rule Appendix IV and GA EPD Appendix I constituents were conducted in two parts. The first part was to establish the GWPS for each CCR Rule Appendix IV constituent and GA EPD Appendix I constituent (silver). The second part was the calculation of confidence intervals for individual downgradient well/constituent pairs and then comparing them to the GWPS.

Upper Tolerance Limits (UTLs) were calculated from pooled upgradient well data for Appendix IV constituents. Parametric UTLs were calculated when data followed a normal or transformed-normal distribution. When data contained greater than 50% non-detects or were not normal or transformed-normal distribution, non-parametric tolerance limits were used. When parametric methods were appropriate, a 95% UTL with 95% coverage was calculated. When non-parametric UTLs were appropriate, the level of confidence could not be pre-specified and was a function of the size of the data set. The level of confidence for the non-parametric UTLs is provided in the GSC 2023 and 2024 reports (Appendix C). The background limits were evaluated when determining the GWPS under 40 CFR § 257.95(h).

On July 30, 2018, US EPA revised the CCR Rule providing GWPSs for cobalt (0.006 mg/L), lead (0.015 mg/L), lithium (0.040 mg/L), and molybdenum (0.100 mg/L). On February 22, 2022, GA EPD updated the Rules for Solid Waste Management 391-3-4-.10(6) to incorporate the updated Federal GWPS where a maximum contaminant level (MCL) had not been established. Statistical evaluations have been updated since the Spring 2022 event to reflect these changes.

As described in 40 CFR § 257.95(h) (1-3), the GWPS is:

- The MCL established under §141.62 and §141.66 of this title
- Where an MCL has not been established for a constituent, CCR Rule specified levels have been established for cobalt (0.006 mg/L), lead (0.015 mg/L), lithium (0.040 mg/L), and molybdenum (0.100 mg/L)
- The respective background level for a constituent when the background level is higher than the MCL or Federal CCR Rule identified GWPS

Table 7 summarizes the background limits established for each CCR Rule Appendix IV constituent and GA EPD Appendix I constituent (silver) and the GWPS established under GA EPD Rules.

To complete the statistical evaluation, confidence intervals were constructed for each downgradient well/constituent pair and compared to the GWPS. In assessment monitoring, an SSL is identified only when the entire confidence interval is above a GWPS in the downgradient well/constituent pair.

4.4 Statistical Analyses Results - Appendix I and Appendix III

Based on review of the GA EPD CCR Rule Appendix III statistical analysis from the August 2023 and January 2024 sampling events, groundwater conditions have not returned to background concentrations and assessment monitoring will continue. Note that GA EPD Appendix I constituent, silver, was not identified as an SSI during the semi-annual sampling events. The statistical analyses and comparisons to



prediction limits are included in Appendix C. Additionally, tables contained in Appendix C summarize the various SSIs identified based on the statistical analyses performed on the recent groundwater analytical results.

4.5 Statistical Analyses Results - Appendix IV

The August 2023 and January 2024 GWPS are based on MCLs, the GA EPD adopted Federal GWPS (cobalt, molybdenum, lithium, and lead), and site-specific background concentrations as required by GA EPD. Appendix C shows the individual well/constituent pairs for CCR Rule Appendix IV constituents and GA EPD constituent (silver) with their respective confidence intervals in comparison to the respective constituent GWPS. Based on the statistical results presented in Appendix C, the identified SSLs and monitoring events include:

- August 2023:
    - Cobalt: ARGWC-17
- January 2024:
    - Cobalt: ARGWC-17

When GWPSs were exceeded, data were further evaluated for trend. Trend testing utilizing the Sen's Slope/Mann Kendall method at the 95% confidence level was used to determine whether concentrations are statistically increasing, decreasing, or stable. Statistically significant trends were identified for the following:

- August 2023
    - Increasing
        - Cobalt: ARGWC-17
- January 2024:
    - Increasing
        - Cobalt: ARGWC-17

5.0 Nature and Extent

Based on statistical analysis of Appendix IV groundwater data, the cobalt SSL identified in the compliance well ARGWC-17 is horizontally and vertically delineated to levels below GWPS by ARGWC-16 and ARAMW-4, respectively. The lateral extent of the cobalt SSL is limited to an area around ARGWC-17 with an approximate diameter of less than 250 feet, as shown on the isoconcentration maps for cobalt presented as Figures 5 and 6.

6.0 Monitoring Program Status

Pursuant to 40 CFR § 257.96(b), Georgia Power will continue to monitor the groundwater at AP-3 Landfill and Monofill in accordance with the assessment monitoring program regulations in 40 CFR § 257.95 while ACM efforts continue to be evaluated. Pursuant to 40 CFR § 257.95(g)(1)(iv), the assessment monitoring wells will continue to be sampled as part of the ongoing groundwater monitoring program.

6.1 Assessment of Corrective Measures

A Draft Remedy Selection Report (Stantec, 2024) was submitted to GA EPD on February 28, 2024. This report includes:

- The current groundwater conceptual site model applicable to evaluating groundwater corrective measures proposed in the ACM Report (Wood, 2020b).
- An evaluation of each corrective measure retained for further consideration following the completed investigations.
- An evaluation of corrective measure options using the comparative criteria such as long- and short-term effectiveness and protectiveness, source control effectiveness, and ease of implementation. The Draft Remedy Selection Report presents geochemical approaches (in-situ injections) coupled with monitored natural attenuation as the proposed groundwater remedy for AP-3.

In the interim of GA EPD's review of the Draft Remedy Selection Report, Georgia Power continues to make progress towards selection of a remedy through updating routine sampling data and lab treatability testing in preparation for future pilot testing at the Site. The Draft Remedy Selection Report proposed in-situ injections with monitored natural attenuation as a remedy, and a Pilot Test Workplan is being prepared to further evaluate and optimize the injection plan. In addition, a treatability studies have been completed to determine injectate materials and to identify proper dosage information.

7.0 Conclusions & Future Actions

This *2024 Annual Groundwater Monitoring and Corrective Action Report* was prepared to fulfill the requirements of US EPA's 40 CFR §257.95 and GA EPD Rules for Solid Waste Management 391-3-4-.10. Review of analytical results and statistical analyses indicate an SSL of cobalt in well ARGWC-17, which is above the established GWPS. The extent of cobalt in monitoring well ARGWC-17 is horizontally delineated by downgradient well ARGWC-16, and vertically delineated by monitoring well ARAMW-4. Thus, horizontal, and vertical delineation of the cobalt SSL in well ARGWC-17 is completed at the Site.

Georgia Power will continue to monitor AP-3 Landfill and Monofill under the assessment monitoring program pursuant to 40 CFR §257.95. A Draft Remedy Selection Report, which includes additional data collected in support of ACM efforts and summarizes the evaluation and selection of a proposed corrective measure, or measures, was submitted to GA EPD under separate cover on February 28, 2024. The Draft Remedy Selection Report proposed in-situ injections with monitored natural attenuation as a remedy, and a Pilot Test Workplan is being prepared to further evaluate and optimize the injection plan.

The next semi-annual sampling event is planned for July 2024 and will include sampling and analysis of CCR Rule Appendix III and Appendix IV constituents, as well as permit-specific GA EPD Appendix I constituents.



8.0 References

Clark, W.Z. and Zisa A.C., 1976, Physiographic Map of Georgia, Georgia Department of Natural Resources.

Driscoll, F.G. 1986, *Ground Water and Wells*, 2nd Edition, Johnson Filtration Systems, Inc., St. Paul. Minnesota, 1089p.

Freeze, R.A. and Cherry, JA. 1979, *Groundwater*, Prentice-Hall, Englewood Cliffs, New Jersey, 604 pp.

LeGrand, H. E. 1962, *Geology and Ground-water Resources of the Macon Area, Georgia*. The Geological Survey Bulletin No. 72.

Southern Company Services, Inc., 2005, *Plant Arkwright Ash Ponds 2 and 3 and Ash Monofill Site Acceptability Report*, Revision 1.

Sanitas: Groundwater Statistical Software, Sanitas Technologies, Shawnee, KS, 2007. www.sanitastech.com

Stantec, 2024. Stantec Consulting Services, Inc. *Draft Remedy Selection Report* – Plant Arkwright Ash Pond 3 Landfill and Monofill, February 28, 2024.

US EPA, 1989. *US EPA 530/SW-89-031 Interim Final RCRA Investigation (RFI) Guidance*, Volume I and II.

US EPA, November 2002, Data Validation Standard Operating Procedures and Quality Assurance Manual.

US EPA, 2009. *Statistical Analysis of Groundwater Monitoring Data at RCRA Facilities, Unified Guidance*. Office of Resource Conservation and Recovery – Program Implementation and Information Division. March

US EPA. 2015. Federal Register. Volume 80. No. 74. Friday April 17, 2015. Part II. Environmental Protection Agency. 40 CFR Parts 257and 261. Hazardous and Solid Waste Management System; Disposal of Coal Combustion Residuals from Electric Utilities; Final Rule. [EPAHQRCRA–2009–0640; FRL–9919–44–OSWER]. RIN–2050–AE81. April.

US EPA, 2023, Laboratory Services and Applied Science Division Operating Procedures for Surface Water Sampling LSASDPROC-201-R6, April 22, 2023.

US EPA, 2023, Laboratory Services and Applied Science Division Operating Procedures for Groundwater Sampling LSASDPROC-301-R6, April 22, 2023.

Wood Environment & Infrastructure Solutions, Inc., 2020a. *2020 Annual Groundwater Monitoring and Corrective Action Report* – Georgia Power Company Plant Arkwright Ash Pond 3 Landfill and Monofill, July 31, 2020.

Wood Environment & Infrastructure Solutions, Inc., 2020b. *Assessment of Corrective Measures* – Georgia Power Company Plant Arkwright Ash Pond 3 Landfill and Monofill, December 4, 2020.

TABLES

TABLE 1
SUMMARY OF MONITORING WELL CONSTRUCTION
Georgia Power Company - Plant Arkwright
Ash Pond 3 Landfill and Monofill
Macon, Georgia

Well	Installation Date	Northing [1]	Easting [1]	Top of Casing Elevation (feet NAVD88)[2][3]	Ground Surface Elevation (feet NAVD88)[2][3]	Top of Screen Elevation (feet NAVD88)[4]	Screen Bottom Elevation (feet NAVD88)[4]	Screen Length (feet)	Total Well Depth on Construction Log (ft below land surface)	Water Bearing Zone Screened	Hydraulic Location
Detection Monitoring Wells											
ARGWA-3	12/9/1992	1066899.39	2437431.05	388.33	386.53	356.2	346.2	10.0	40.5	Overburden	Upgradient
ARGWA-5	1/10/1994	1066885.12	2437209.22	376.15	373.51	353.8	343.8	10.0	30.0	Overburden	Upgradient
ARGWA-12	12/10/2008	1067003.79	2436788.45	372.72	369.27	349.2	339.2	10.0	30.3	Bedrock	Upgradient
ARGWA-13	12/11/2008	1065951.25	2438129.93	371.57	368.10	337.7	327.7	10.0	40.7	Bedrock	Upgradient
ARGWA-14	2/4/2009	1066023.70	2438384.80	388.25	384.94	339.3	329.3	10.0	56.0	Bedrock	Upgradient
ARGWA-24[5]	11/12/2020	1066895.28	2437012.63	373.75	370.85	355.9	345.9	10.0	25.3	Overburden	Upgradient
ARGWC-7	12/11/2003	1064410.59	2438355.19	352.42	348.97	314.2	304.2	10.0	46.5	Overburden	Downgradient
ARGWC-8	12/10/2003	1064521.98	2437572.92	355.53	352.19	322.6	312.6	10.0	40.5	Overburden	Downgradient
ARGWC-9	12/9/2003	1065139.64	2437297.96	367.07	363.44	338.6	328.6	10.0	36.5	Overburden	Downgradient
ARGWC-10	12/9/2003	1065419.44	2437192.51	370.67	367.56	342.6	332.6	10.0	41.5	Overburden	Downgradient
ARGWC-15	12/4/2008	1065475.43	2438360.90	375.64	371.76	342.1	332.1	10.0	40.0	Bedrock	Downgradient
ARGWC-16	12/15/2008	1065263.69	2438174.15	364.90	361.52	340.2	330.2	10.0	31.6	Bedrock	Downgradient
ARGWC-17	12/4/2008	1065458.82	2438009.52	368.24	365.04	344.5	334.5	10.0	30.9	Overburden	Downgradient
ARGWC-18	11/19/2008	1064482.45	2437961.15	355.20	351.92	314.1	304.1	10.0	48.1	Overburden	Downgradient
Assessment Monitoring Well											
ARAMW-4	11/15/2019	1065463.83	2438004.43	367.86	364.56	320.6	310.6	10.0	54.0	Bedrock	Downgradient
Piezometers											
ARAMW-3	11/25/2019	1064530.73	2437569.81	355.39	352.20	298.2	288.2	10.0	64.0	Bedrock	Downgradient
ARAMW-6	11/25/2019	1064439.35	2437606.99	337.46	334.23	314.2	304.2	10.0	30.0	Overburden	Downgradient

Notes:

1. Horizontal locations referenced to Georgia State Plane West, North American Datum (NAD) of 1983 surveyed in June 26, 2020.
2. Vertical elevations are feet referenced to North American Vertical Datum of 1988 (NAVD88).
3. Elevations updated with revised survey certified by Donaldson & Garrett Associates on June 26, 2020.
4. Screen elevations calculated using Ground Surface Elevation surveyed on June 26, 2020.
5. ARAMW-24 was surveyed by Donaldson & Garrett Associates and certified on December 18, 2020.

TABLE 2
GROUNDWATER SAMPLING EVENT SUMMARY
Georgia Power Company - Plant Arkwright
Ash Pond 3 Landfill and Monofill
Macon, Georgia

Well ID	Hydraulic Location	Summary of Sampling Event	
		August 9 - 10, 2023	January 24 - 25, 2024
Purpose of Sampling Event		Assessment Monitoring	
ASH POND 3 LANDFILL AND MONOFILL MONITORING WELL NETWORK			
ARGWA-3	Upgradient	X	X
ARGWA-5	Upgradient	X	X
ARGWA-12	Upgradient	X	X
ARGWA-13	Upgradient	X	X
ARGWA-14	Upgradient	X	X
ARGWA-24	Upgradient	X	X
ARGWC-7	Downgradient	X	X
ARGWC-8	Downgradient	X	X
ARGWC-9	Downgradient	X	X
ARGWC-10	Downgradient	X	X
ARGWC-15	Downgradient	X	X
ARGWC-16	Downgradient	X	X
ARGWC-17	Downgradient	X	X
ARGWC-18	Downgradient	X	X
ARAMW-4	Downgradient	X	X

Notes:

X - Well sampled during monitoring event

TABLE 3
SUMMARY OF GROUNDWATER ELEVATIONS
Georgia Power Company - Plant Arkwright
Ash Pond 3 Landfill and Monofill
Macon, Georgia

Well ID	Top of Casing Elevation (feet NAVD88)[1][2]	Depth to Water (feet below TOC)[2]	Groundwater Elevation (feet NAVD88)[1]	Depth to Water (feet below TOC)[2]	Groundwater Elevation (feet NAVD88)[1]
Measurement Date		8/7/2023		1/22/2024	
ARGWA-3	388.33	34.74	353.59	35.11	353.22
ARGWA-5	376.15	22.90	353.25	22.96	353.19
ARGWC-7	352.42	24.09	328.33	24.31	328.11
ARGWC-8	355.53	26.47	329.06	26.35	329.18
ARGWC-9	367.07	21.34	345.73	21.64	345.43
ARGWC-10	370.67	21.91	348.76	22.08	348.59
ARGWA-12	372.72	14.96	357.76	15.75	356.97
ARGWA-13	371.57	24.18	347.39	24.51	347.06
ARGWA-14	388.25	43.73	344.52	41.29	346.96
ARGWC-15	375.64	28.80	346.84	29.90	345.74
ARGWC-16	364.90	20.79	344.11	21.14	343.76
ARGWC-17	368.24	22.10	346.14	22.37	345.87
ARGWC-18	355.20	29.23	325.97	29.33	325.87
ARGWA-24	373.75	20.08	353.67	20.27	353.48
ARAMW-3	355.39	25.96	329.43	25.84	329.55
ARAMW-4	367.86	21.94	345.92	22.02	345.84
ARAMW-6	337.46	13.70	323.76	13.51	323.95

Notes:
1. Groundwater elevations are feet referenced to North American Vertical Datum of 1988 (NAVD88)
2. Groundwater elevations were measured as depth to water from the top of casing (TOC).

TABLE 4
GROUNDWATER FLOW VELOCITY CALCULATIONS
Georgia Power Company - Plant Arkwright
Ash Pond 3 Landfill and Monofill
Macon, Georgia

Potentiometric Map Date	Location	Groundwater Elevations in Well Pairs (h_1, h_2) (feet)		Change in Elevation (Δh) (feet)	Distance Measured (L) (feet)	Hydraulic Gradient (i) (feet/foot)	Average Hydraulic Conductivity (K) (feet/day)	Estimated Effective Porosity (n_e)	Calculated Groundwater Flow Velocity (V) (feet/day)	Calculated Groundwater Flow Velocity (V) (feet/year)
August 7, 2023	ARGWA-5 to ARGWC-18	353.25	325.97	27.28	2517	0.011	2.18	0.10	0.24	86
	ARAMW-4 to ARGWC-18	345.92	325.97	19.95	952	0.021	2.18	0.10	0.46	170
January 22, 2024	ARGWA-5 to ARGWC-18	353.19	325.87	27.32	2517	0.011	2.18	0.10	0.24	86
	ARAMW-4 to ARGWC-18	345.84	325.87	19.97	952	0.021	2.18	0.10	0.46	170

Notes:

1. In-situ hydraulic conductivity was estimated using slug test data from four overburden wells at the Plant Arkwright site and averaged 2.18 feet/day (SCS, 2005).
2. Estimated effective porosity values of 10% was selected for the silty sands/sandy silts overburden based on a review of several sources, including Driscoll, 1986; US EPA, 1989; Freeze and Cherry, 1979.

TABLE 5
ANALYTICAL DATA SUMMARY - GROUNDWATER
Georgia Power Company - Plant Arkwright
Ash Pond 3 Landfill and Monofill
Macon, Georgia

	Substance	Well ID							
		ARGWA-3		ARGWA-5		ARGWA-12		ARGWA-13	
		8/9/2023	1/24/2024	8/10/2023	1/24/2024	8/9/2023	1/25/2024	8/9/2023	1/25/2024
APPENDIX III	Boron	0.00594 J	0.00554 J	0.0139 J	0.00641 J	0.0235	0.0208	1.06	0.713
	Calcium	5.96	5.90	12.6	12.4	16.0	13.3	186	118
	Chloride	2.71	2.72	12.4	14.9	13.3	13.1	5.87	5.20
	Fluoride	0.316	0.146	0.128	0.117	0.271	0.241	0.239	0.175
	Sulfate	0.419	0.371 J	0.581	0.525	6.19	7.05	784	537
	TDS	50.0	81.0	105	107	110	117	1240	815
	pH	5.83	6.03	5.61	5.81	6.13	5.85	5.94	5.76
APPENDIX IV	Antimony	< 0.00100	< 0.00100	< 0.00100	< 0.00100	< 0.00100	< 0.00100	0.00139 J	< 0.00100
	Arsenic	< 0.00200	< 0.00200	0.00593	< 0.00200	< 0.00200	< 0.00200	< 0.00200	< 0.00200
	Barium	0.0191	0.0178	0.0638	0.0621	0.100	0.0833	0.0299	0.0221
	Beryllium	< 0.000200	< 0.000200	< 0.000200	< 0.000200	< 0.000200	< 0.000200	< 0.000200	< 0.000200
	Cadmium	< 0.000300	< 0.000300	< 0.000300	< 0.000300	< 0.000300	< 0.000300	< 0.000300	< 0.000300
	Chromium	< 0.00300	0.00308 J	< 0.00300	< 0.00300	< 0.00300	< 0.00300	< 0.00300	< 0.00300
	Cobalt	< 0.000300	< 0.000300	< 0.000300	< 0.000300	0.000325 J	0.000661 J	< 0.000300	< 0.000300
	Lead	< 0.000500	< 0.000500	< 0.000500	< 0.000500	< 0.000500	< 0.000500	< 0.000500	< 0.000500
	Lithium	< 0.00300	< 0.00300	< 0.00300	< 0.00300	0.00479 J	0.00332 J	0.00536 J	0.00566 J
	Mercury	< 0.0000670	< 0.0000670	< 0.0000670 hHU	< 0.0000670	< 0.0000670 hHU	< 0.0000670	< 0.0000670	< 0.0000670
	Molybdenum	< 0.000200	0.000236 J	< 0.000200	< 0.000200	0.000299 J	0.000272 J	< 0.000200	< 0.000200
	Radium	0.426 U	2.24	1.63	2.12	1.45	1.53	1.43 U	0.0289 U
	Selenium	< 0.00150	< 0.00150	< 0.00150	< 0.00150	< 0.00150	< 0.00150	0.0279	0.0173
	Thallium	< 0.000600	< 0.000600	< 0.000600	< 0.000600	< 0.000600	< 0.000600	< 0.000600	< 0.000600
*	Silver	< 0.000300	< 0.000300	< 0.000300	< 0.000300	< 0.000300	< 0.000300	< 0.000300	< 0.000300
ADDITIONAL PARAMETERS	Total Alkalinity	40.9	41.3	53.2	56.4	75.3	62.5	64.4	57.7
	Bicarbonate Alkalinity	40.9	41.3	53.2	56.4	75.3	62.5	64.4	57.7
	Carbonate Alkalinity	< 0.725	< 0.725	< 0.725	< 0.725	< 0.725	< 0.725	< 0.725	< 0.725
	Aluminum	0.0894	0.0948	< 0.0193	< 0.0193	< 0.0193	0.0877	< 0.0193	< 0.0193
	Iron	0.0793 J	0.182	< 0.0330	0.0531 J	< 0.0330	0.0550 J	0.0731 J	< 0.0330
	Magnesium	3.57	3.48	5.25	5.28	9.83	8.35	130	79.2
	Manganese	0.00190 J	0.00318 J	0.00254 J	0.0126	< 0.00100	0.00150 J	0.0136	0.0163
	Potassium	1.13	1.01	1.49	1.48	2.63	2.04	4.28	3.74
	Sodium	7.06	7.09	11.7	11.7	11.3	12.3	16.6	15.0

Notes:

1. Results for constituents are reported in milligrams per liter (mg/L).pH results reported in standard units (s.u.). Radium results are reported in picocuries per liter (pCi/L).
2. < indicates the constituent was not detected above the analytical method detection limit (MDL) shown.
3. J indicates the result is an estimated concentration. “J” qualifiers are applied by the laboratory when the concentration reported in above the method detection limit but below the laboratory reporting limit. Therefore, the value displayed (value J) is qualified by the laboratory as an estimated number.
4. TDS indicates total dissolved solids.
5. U indicates the constituent was detected below the Minimum Detection Concentration (MDC) and the precision of the laboratory instruments could not produce a reliable value. Therefore, the value followed by U is qualified by the laboratory as estimated.
6. * - Georgia Appendix I constituent that is not also included in Appendix IV.
7. hH Preparation or preservation holding time was exceeded. Analytical holding time was exceeded
8. NA indicates constituent was not analyzed.

TABLE 5
ANALYTICAL DATA SUMMARY - GROUNDWATER
Georgia Power Company - Plant Arkwright
Ash Pond 3 Landfill and Monofill
Macon, Georgia

	Substance	Well ID							
		ARGWA-14		ARGWA-24		ARGWC-7		ARGWC-8	
		8/10/2023	1/24/2024	8/9/2023	1/24/2024	8/10/2023	1/25/2024	8/10/2023	1/25/2024
APPENDIX III	Boron	0.0372	0.0605	0.0117 J	0.0133 J	0.116	0.0760	0.980	1.07
	Calcium	49.5	45.6	9.31	9.30	9.75	10.3	44.9	46.0
	Chloride	4.61	4.33	8.91	9.01	4.20	4.76	5.45	5.90
	Fluoride	0.254	0.327	0.0732 J	0.121	< 0.0330	0.193	0.141	0.295
	Sulfate	14.4	8.23	6.34	5.18	34.5	35.2	52.3	52.7
	TDS	301	304	88.0	121	101	97.0	234	240
	pH	6.43	6.84	5.7	5.7	5.69	5.74	6.63	6.51
APPENDIX IV	Antimony	< 0.00100	< 0.00100	< 0.00100	< 0.00100	< 0.00100	< 0.00100	< 0.00100	< 0.00100
	Arsenic	0.00349 J	< 0.00200	< 0.00200	< 0.00200	0.00480 J	< 0.00200	0.00337 J	< 0.00200
	Barium	0.0465	0.0930	0.0390	0.0369	0.0540	0.0563	0.0603	0.0641
	Beryllium	< 0.000200	< 0.000200	< 0.000200	< 0.000200	< 0.000200	< 0.000200	< 0.000200	< 0.000200
	Cadmium	< 0.000300	< 0.000300	< 0.000300	< 0.000300	< 0.000300	< 0.000300	< 0.000300	< 0.000300
	Chromium	< 0.00300	< 0.00300	< 0.00300	< 0.00300	0.00353 J	0.00317 J	< 0.00300	< 0.00300
	Cobalt	< 0.000300	< 0.000300	< 0.000300	< 0.000300	< 0.000300	< 0.000300	< 0.000300	< 0.000300
	Lead	< 0.000500	< 0.000500	< 0.000500	< 0.000500	< 0.000500	< 0.000500	< 0.000500	< 0.000500
	Lithium	< 0.00300	0.00304 J	< 0.00300	< 0.00300	< 0.00300	< 0.00300	0.00333 J	0.00315 J
	Mercury	< 0.0000670	< 0.0000670	< 0.0000670 hHU	< 0.0000670	< 0.0000670	< 0.0000670	< 0.0000670 hHU	< 0.0000670
	Molybdenum	0.000738 J	0.000781 J	< 0.000200	< 0.000200	< 0.000200	< 0.000200	0.0424	0.0446
	Radium	0.641 U	1.34 U	0.251 U	2.29	1.27 U	0.388 U	0.680 U	1.96
	Selenium	< 0.00150	< 0.00150	< 0.00150	< 0.00150	< 0.00150	< 0.00150	< 0.00150	< 0.00150
	Thallium	< 0.000600	< 0.000600	< 0.000600	< 0.000600	< 0.000600	< 0.000600	< 0.000600	< 0.000600
*	Silver	< 0.000300	< 0.000300	< 0.000300	< 0.000300	< 0.000300	< 0.000300	< 0.000300	< 0.000300
ADDITIONAL PARAMETERS	Total Alkalinity	259	256	52.6	56.7	28.0	33.8	158	154
	Bicarbonate Alkalinity	259	256	52.6	56.7	28.0	33.8	158	154
	Carbonate Alkalinity	< 0.725	< 0.725	< 0.725	< 0.725	< 0.725	< 0.725	< 0.725	< 0.725
	Aluminum	< 0.0193	0.0449 J	< 0.0193	< 0.0193	< 0.0193	< 0.0193	0.0776	0.0571
	Iron	0.0458 J	0.0399 J	< 0.0330	< 0.0330	< 0.0330	< 0.0330	0.107	0.0480 J
	Magnesium	9.40	7.51	5.56	5.94	8.63	8.33	21.1	19.9
	Manganese	0.00209 J	0.00686	0.00106 J	0.00390 J	< 0.00100	< 0.00100	0.356	0.338
	Potassium	2.82	3.35	0.763	0.782	1.00	0.985	1.78	1.81
	Sodium	46.8	58.4	12.2	12.9	5.93	5.84	13.6	13.6

Notes:

1. Results for constituents are reported in milligrams per liter (mg/L).pH results reported in standard units (s.u.). Radium results are reported in picocuries per liter (pCi/L).
2. < indicates the constituent was not detected above the analytical method detection limit (MDL) shown.
3. J indicates the result is an estimated concentration. “J” qualifiers are applied by the laboratory when the concentration reported in above the method detection limit but below the laboratory reporting limit. Therefore, the value displayed (value J) is qualified by the laboratory as an estimated number.
4. TDS indicates total dissolved solids.
5. U indicates the constituent was detected below the Minimum Detection Concentration (MDC) and the precision of the laboratory instruments could not produce a reliable value. Therefore, the value followed by U is qualified by the laboratory as estimated.
6. * - Georgia Appendix I constituent that is not also included in Appendix IV.
7. hH Preparation or preservation holding time was exceeded. Analytical holding time was exceeded
8. NA indicates constituent was not analyzed.

TABLE 5
ANALYTICAL DATA SUMMARY - GROUNDWATER
Georgia Power Company - Plant Arkwright
Ash Pond 3 Landfill and Monofill
Macon, Georgia

	Substance	Well ID							
		ARGWC-9		ARGWC-10		ARGWC-15		ARGWC-16	
		8/10/2023	1/25/2024	8/9/2023	1/25/2024	8/10/2023	1/25/2024	8/10/2023	1/25/2024
APPENDIX III	Boron	0.00623 J	0.0114 J	< 0.00520	0.00819 J	0.00806 J	0.0125 J	0.224	0.370
	Calcium	4.75	4.81	7.85	8.32	30.9	23.3	63.4	71.7
	Chloride	4.80	5.15	4.11	4.36	2.88	2.83	5.85	6.48
	Fluoride	0.0790 J	0.222	0.111	0.252	0.131	0.225	0.0335 J	0.153
	Sulfate	1.45	1.49	0.541	0.519	6.91	4.79	328	372
	TDS	50.0	53.0	72.0	88.0	142	129	537	547
	pH	6.1	5.96	5.99	5.9	6.36	6.24	5.15	5.22
APPENDIX IV	Antimony	< 0.00100	< 0.00100	< 0.00100	< 0.00100	< 0.00100	< 0.00100	< 0.00100	< 0.00100
	Arsenic	0.00457 J	< 0.00200	< 0.00200	< 0.00200	0.00240 J	< 0.00200	0.00431 J	< 0.00200
	Barium	0.0401	0.0414	0.0363	0.0373	0.0370	0.0325	0.0381	0.0476
	Beryllium	< 0.000200	< 0.000200	< 0.000200	< 0.000200	< 0.000200	< 0.000200	< 0.000200	< 0.000200
	Cadmium	< 0.000300	< 0.000300	< 0.000300	< 0.000300	< 0.000300	< 0.000300	< 0.000300	< 0.000300
	Chromium	0.00775 J	0.00700 J	0.00473 J	0.00527 J	< 0.00300	< 0.00300	< 0.00300	< 0.00300
	Cobalt	< 0.000300	< 0.000300	< 0.000300	< 0.000300	0.00439	< 0.000300	< 0.000300	< 0.000300
	Lead	< 0.000500	< 0.000500	< 0.000500	< 0.000500	0.000841 J	< 0.000500	< 0.000500	< 0.000500
	Lithium	< 0.00300	< 0.00300	< 0.00300	< 0.00300	< 0.00300	< 0.00300	< 0.00300	< 0.00300
	Mercury	< 0.0000670 hHU	< 0.0000670	< 0.0000670 hHU	< 0.0000670	< 0.0000670	< 0.0000670	< 0.0000670	< 0.0000670
	Molybdenum	< 0.000200	< 0.000200	< 0.000200	< 0.000200	0.00212	0.000948 J	< 0.000200	< 0.000200
	Radium	0.492 U	0.921 U	2.22	0.699 U	2.75	2.03	0.340 U	0.505 U
	Selenium	< 0.00150	< 0.00150	< 0.00150	< 0.00150	< 0.00150	< 0.00150	0.00421 J	0.00555
	Thallium	< 0.000600	< 0.000600	< 0.000600	< 0.000600	< 0.000600	< 0.000600	< 0.000600	< 0.000600
*	Silver	< 0.000300	< 0.000300	< 0.000300	< 0.000300	< 0.000300	< 0.000300	< 0.000300	< 0.000300
ADDITIONAL PARAMETERS	Total Alkalinity	23.9	24.6	49.6	49.7	121	108	15.3	15.6
	Bicarbonate Alkalinity	23.9	24.6	49.6	49.7	121	108	15.3	15.6
	Carbonate Alkalinity	< 0.725	< 0.725	< 0.725	< 0.725	< 0.725	< 0.725	< 0.725	< 0.725
	Aluminum	< 0.0193	0.0303 J	0.0917	0.191	2.16	0.0947	0.0241 J	0.0275 J
	Iron	< 0.0330	0.0385 J	0.122	0.262	2.56	0.120	0.0404 J	< 0.0330
	Magnesium	2.18	2.03	3.77	4.01	10.0	8.81	44.1	49.8
	Manganese	< 0.00100	0.00141 J	0.00694	0.00653	0.121	0.00378 J	0.380	0.394
	Potassium	1.77	1.84	0.749	0.794	6.90	8.18	4.24	4.77
	Sodium	6.69	6.30	9.15	9.69	9.22	8.59	16.6	17.9

Notes:

1. Results for constituents are reported in milligrams per liter (mg/L).pH results reported in standard units (s.u.). Radium results are reported in picocuries per liter (pCi/L).
2. < indicates the constituent was not detected above the analytical method detection limit (MDL) shown.
3. J indicates the result is an estimated concentration. “J” qualifiers are applied by the laboratory when the concentration reported in above the method detection limit but below the laboratory reporting limit. Therefore, the value displayed (value J) is qualified by the laboratory as an estimated number.
4. TDS indicates total dissolved solids.
5. U indicates the constituent was detected below the Minimum Detection Concentration (MDC) and the precision of the laboratory instruments could not produce a reliable value. Therefore, the value followed by U is qualified by the laboratory as estimated.
6. * - Georgia Appendix I constituent that is not also included in Appendix IV.
7. hH Preparation or preservation holding time was exceeded. Analytical holding time was exceeded
8. NA indicates constituent was not analyzed.

TABLE 5
ANALYTICAL DATA SUMMARY - GROUNDWATER
Georgia Power Company - Plant Arkwright
Ash Pond 3 Landfill and Monofill
Macon, Georgia

	Substance	ARGWC-17		ARGWC-18		ARAMW-4	
		8/9/2023	1/25/2024	8/10/2023	1/25/2024	8/9/2023	1/25/2024
APPENDIX III	Boron	0.0534	0.0590	2.54	2.43	0.523	0.698
	Calcium	37.4	22.6	52.1	54.0	261	310
	Chloride	2.72	2.88	6.62	7.26	4.64	5.34
	Fluoride	0.137	< 0.0330	0.129	0.296	0.230	0.105
	Sulfate	237	142	194	208	1140	1330
	TDS	360	219	444	446	1820	1920
	pH	4.99	5.13	6.09	6.08	5.62	5.59
APPENDIX IV	Antimony	< 0.00100	< 0.00100	< 0.00100	< 0.00100	< 0.00100	< 0.00100
	Arsenic	< 0.00200	< 0.00200	< 0.00200	< 0.00200	0.00241 J	< 0.00200
	Barium	0.0861	0.0519	0.0415	0.0404	0.0372	0.0343
	Beryllium	0.000490 J	0.000379 J	< 0.000200	< 0.000200	< 0.000200	< 0.000200
	Cadmium	0.000445 J	< 0.000300	< 0.000300	< 0.000300	< 0.000300	< 0.000300
	Chromium	< 0.00300	< 0.00300	< 0.00300	< 0.00300	< 0.00300	< 0.00300
	Cobalt	0.0689	0.0319	0.00110	0.00106	0.00337	0.00251
	Lead	< 0.000500	< 0.000500	< 0.000500	< 0.000500	< 0.000500	< 0.000500
	Lithium	< 0.00300	< 0.00300	0.00430 J	0.00385 J	0.0130	0.0136
	Mercury	< 0.0000670	< 0.0000670	< 0.0000670	< 0.0000670	< 0.0000670	< 0.0000670
	Molybdenum	< 0.000200	< 0.000200	< 0.000200	< 0.000200	< 0.000200	0.000274 J
	Radium	1.05 U	1.20 U	1.65 U	0.334 U	2.55	1.05 U
	Selenium	0.00231 J	< 0.00150	< 0.00150	< 0.00150	< 0.00150	0.00276 J
	Thallium	< 0.000600	< 0.000600	< 0.000600	< 0.000600	< 0.000600	< 0.000600
*	Silver	< 0.000300	< 0.000300	< 0.000300	< 0.000300	< 0.000300	< 0.000300
ADDITIONAL PARAMETERS	Total Alkalinity	9.50	8.10	120	117	53.6	51.9
	Bicarbonate Alkalinity	9.50	8.10	120	117	53.6	51.9
	Carbonate Alkalinity	< 0.725	< 0.725	< 0.725	< 0.725	< 0.725	< 0.725
	Aluminum	0.0523	0.0365 J	1.31	0.139	< 0.0193	0.0363 J
	Iron	0.0613 J	0.131	1.96	1.69	2.63	1.64
	Magnesium	34.3	19.9	41.7	43.2	130	146
	Manganese	2.67	1.48	0.878	0.918	0.680	0.567
	Potassium	1.54	1.25	2.23	2.46	10.9	12.8
	Sodium	10.8	7.86	11.6	12.3	24.6	32.6

Notes:

1. Results for constituents are reported in milligrams per liter (mg/L).pH results reported in standard units (s.u.). Radium results are reported in picocuries per liter (pCi/L).
2. < indicates the constituent was not detected above the analytical method detection limit (MDL) shown.
3. J indicates the result is an estimated concentration. “J” qualifiers are applied by the laboratory when the concentration reported in above the method detection limit but below the laboratory reporting limit. Therefore, the value displayed (value J) is qualified by the laboratory as an estimated number.
4. TDS indicates total dissolved solids.
5. U indicates the constituent was detected below the Minimum Detection Concentration (MDC) and the precision of the laboratory instruments could not produce a reliable value. Therefore, the value followed by U is qualified by the laboratory as estimated.
6. * - Georgia Appendix I constituent that is not also included in Appendix IV.
7. hH Preparation or preservation holding time was exceeded. Analytical holding time was exceeded
8. NA indicates constituent was not analyzed.

TABLE 6
ANALYTICAL DATA SUMMARY - SURFACE WATER
Georgia Power Company - Plant Arkwright
Ash Pond 3 Landfill and Monofill
Macon, Georgia

	Substance	BT-1.6	BT-1.6	BT-1.3	BT-1.3	BT-1.2	BT-1.2	BT-1.1	BT-1.1	BT-1.0	BT-1.0	BC-0.8b	BC-0.8b
		8/10/2023	1/23/2024	8/10/2023	1/23/2024	8/10/2023	1/23/2024	8/10/2023	1/23/2024	8/10/2023	1/23/2024	8/10/2023	1/23/2024
APPENDIX III	Boron	<0.027	<0.027	<0.027	0.049	<0.027	0.064	<0.027	0.054	<0.027	0.053	<0.027	<0.027
	Calcium	6.6	8.0	10.0	10.6	10.0	12.1	10.5	11.1	8.8	11.0	7.9	8.1
	Chloride	4.2	5.0	5.0	5.1	4.9	5.0	5.0	4.9	5.1	4.8	6.6	8.4
	Fluoride	<0.050	<0.050	<0.050	<0.050	0.11	<0.050	<0.050	<0.050	<0.050	<0.050	<0.050	<0.050
	Sulfate	<0.50	2.8	1.1	28.3	2.9	34.3	1.8	31.6	2.0	31.8	2.4	8.2
	TDS	58.0	91.0	96.0	156	90.0	149	97.0	111	85.0	110	81.0	85.0
	pH	NA	6.53	NA	6.41	NA	6.44	NA	6.52	NA	6.66	NA	6.77
APP IV*	Cobalt	<0.00039	<0.00032	0.011	0.0055	0.013	0.0063	<0.00039	<0.00032	<0.00039	<0.00032	<0.00039	<0.00032
ADDITIONAL ANALYTES	Total Alkalinity	37.7	42.9	63.1	42.4	70.7	43.1	68.9	39.8	56.3	49.1	43.1	38.4
	Bicarbonate Alkalinity	37.7	42.9	63.1	42.4	70.7	43.1	68.9	39.8	56.3	49.1	43.1	38.4
	Magnesium	3.7	5.1	6.4	8.1	6.6	9.2	6.5	8.4	5.8	8.2	3.6	4.3
	Potassium	1.5	2.0	3.0	1.9	2.8	2.1	3.0	1.9	2.8	2.0	2.5	1.9
	Sodium	4.7	5.9	6.2	7.0	6.2	7.5	6.0	7.2	5.9	7.1	7.3	8.6

Notes:

1. Results for constituents are reported in milligrams per liter (mg/L). pH values are reported in standard units (s.u.).
2. < indicates the constituent was not detected above the analytical method detection limit (MDL).
3. TDS indicates total dissolved solids.
4. * - Targeted Appendix IV parameter
5. NA indicates the location was not analyzed for the constituent.

TABLE 7
SUMMARY OF GROUNDWATER PROTECTION STANDARDS
Georgia Power Company - Plant Arkwright
Ash Pond 3 Landfill and Monofill
Macon, Georgia

PLANT ARKWRIGHT AP-3 LANDFILL GWPS							
Constituent Name	**UNITS**	**MCL**	**CCR-Rule Specified[1]**	**Site Specific Background Limit[2] August 2023**	**State GWPS August 2023**	**Site Specific Background Limit[2] January 2024**	**State GWPS January 2024**
Antimony	mg/L	0.006		0.003	0.006	0.003	0.006
Arsenic	mg/L	0.01		0.006	0.01	0.0059	0.01
Barium	mg/L	2		0.24	2	0.24	2
Beryllium	mg/L	0.004		0.0005	0.004	0.0005	0.004
Cadmium	mg/L	0.005		0.0043	0.005	0.0043	0.005
Chromium	mg/L	0.1		0.014	0.1	0.014	0.1
Cobalt	mg/L	n/a	0.006	0.0058	0.006	0.0058	0.006
Combined Radium	pCi/L	5		4.25	5	4.25	5
Fluoride	mg/L	4		0.53	4	0.53	4
Lead	mg/L	n/a	0.015	0.013	0.015	0.013	0.015
Lithium	mg/L	n/a	0.04	0.01	0.04	0.01	0.04
Mercury	mg/L	0.002		0.0002	0.002	0.0002	0.002
Molybdenum	mg/L	n/a	0.1	0.004	0.1	0.004	0.1
Selenium	mg/L	0.05		0.034	0.05	0.034	0.05
Silver	mg/L	n/a		0.0051	0.0051	0.0051	0.0051
Thallium	mg/L	0.002		0.002	0.002	0.002	0.002

Notes:

mg/L - milligrams per liter

pCi/L - picoCuries per liter

n/a - constituent does not have an established MCL

MCL - Maximum Contaminant Level

GWPS - Groundwater Protection Standard

CCR - Coal Combustion Residuals

GA EPD = Georgia Environmental Protection Division

US EPA = United Stated Environmental Protection Agency

CFR = Code of Federal Regulations

[1] GA EPD incorporated the US EPA GWPS into the current GA EPD Rules for Solid Waste Management 391-3-4-.10(6)(a) on February 22, 2022.

[2] The background limits are evaluated when determining the groundwater protection standard (GWPS) under 40 CFR § 257.95(h) and 391-3-4-.10(6)(a).

FIGURES

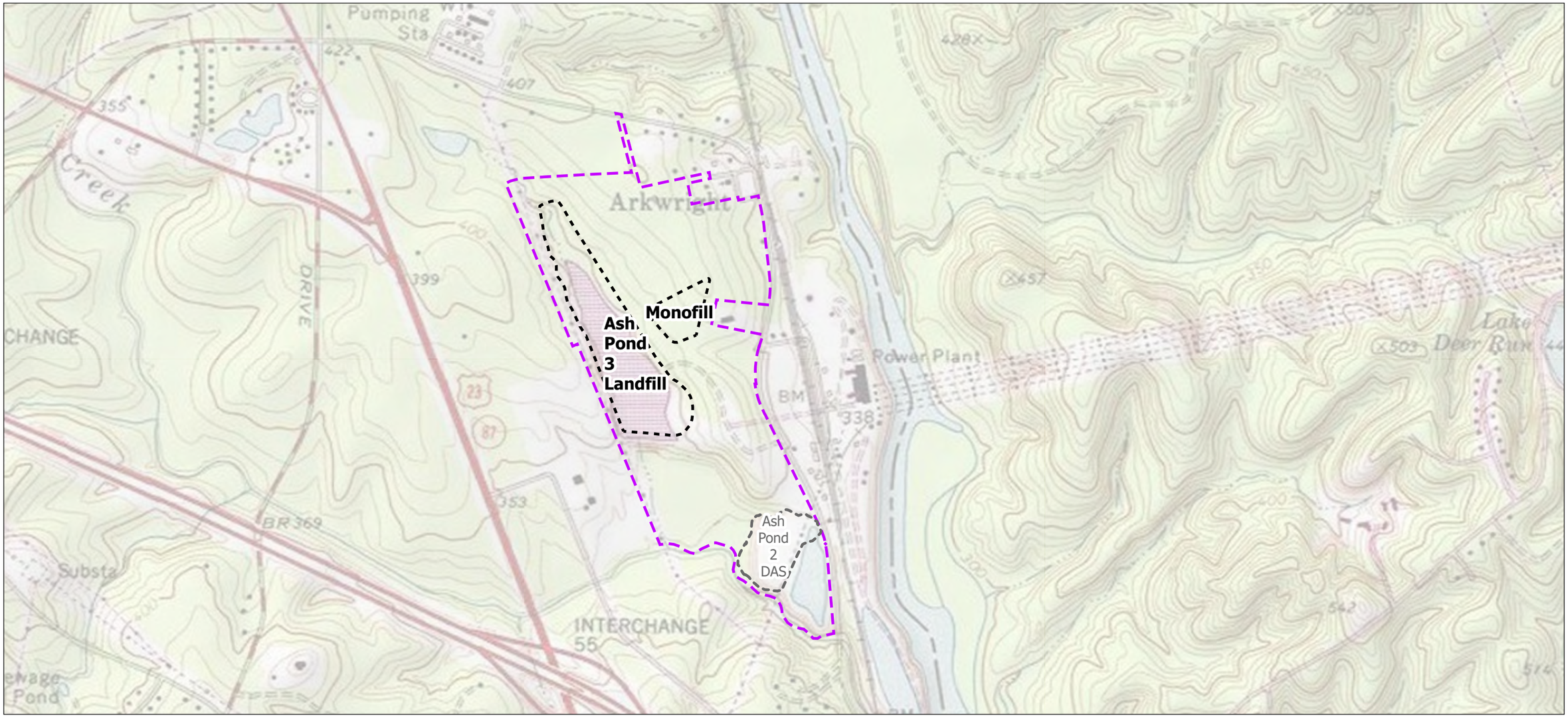



Notes
1. Coordinate System: NAD 1983 StatePlane Georgia West FIPS 1002 Feet
2. Data Sources: Tax Parcel and AP-3 Landfill Boundary provided by Southern Company Services and Wood Environment & Infrastructure Solutions
3. Background: Copyright:© 2013 National Geographic Society, i-cubed, Esri, TomTom, Garmin, SafeGraph, FAO, METI/NASA, USGS, EPA, NPS, USFWS

Legend
- Approximate Property Boundary
- Ash Pond 2 Dry Ash Stockpile (DAS) (approximate location)
- Ash Pond 3 Landfill and Monofill (approximate location)

0 1,000 2,000 Feet

(At original document size of 11x17)
1:12,000

N

Stantec

Georgia Power

Project Location
Macon, Georgia

Prepared by DMB on 5/30/2024
TR by CS on 5/30/2024
IR by JK on 5/30/2024

Client/Project 175569434
Georgia Power
2024 Annual Groundwater Monitoring and Corrective Action Report - Plant Arkwright Ash Pond 3 Landfill and Monofill

Figure No.
1

Title
Site Location Map

Disclaimer: This document has been prepared based on information provided by others as cited in the Notes section. Stantec has not verified the accuracy and/or completeness of this information and shall not be responsible for any errors or omissions which may be incorporated herein as a result. Stantec assumes no responsibility for data supplied in electronic format, and the recipient accepts full responsibility for verifying the accuracy and completeness of the data.

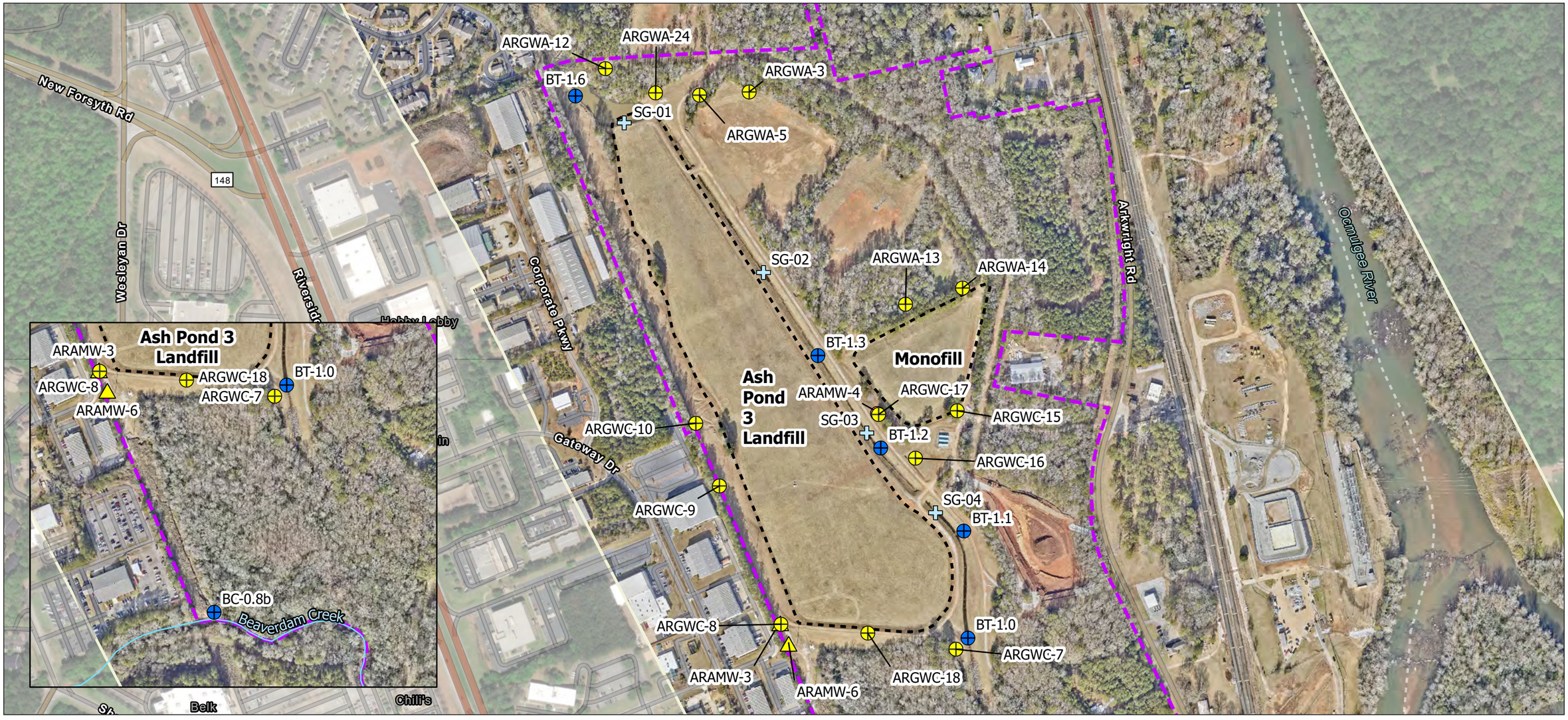



Legend

- Detection Monitoring Well
- Assessment Monitoring Well
- Piezometer
- Staff Gauge
- Surface Water Sampling Location
- Approximate Property Boundary
- Ash Pond 3 Landfill and Monofill (approximate location)
- Limit of Client Imagery (dated 1/22/2024)

0 450 900 Feet

(At original document size of 11x17)
1:5,400

N

Notes

1. Coordinate System: NAD 1983 StatePlane Georgia West FIPS 1002 Feet
2. Data Sources: Ash Pond Boundaries, Surface Water Samples, Monitoring Wells, Piezometers, Property Boundary, and Beaverdam Creek locations provided by Southern Company Services and Wood Environment & Infrastructure Solutions
3. Background: Source: Esri, Maxar, Earthstar Geographics, and the GIS User Community, Esri, TomTom, Garmin, SafeGraph, FAO, METI/NASA, USGS, EPA, NPS, USFWS, Esri Community Maps Contributors, © OpenStreetMap, Microsoft, Esri, TomTom, Garmin, SafeGraph, GeoTechnologies, Inc, METI/NASA, USGS, EPA, NPS, US Census Bureau, USDA, USFWS. Plant imagery provided by client and is dated 1/22/2024.

Stantec

Georgia Power

Project Location
Macon, Georgia

Prepared by DMB on 5/30/2024
TR by CS on 5/30/2024
IR by JK on 5/30/2024

Client/Project 175569434
Georgia Power
2024 Annual Groundwater Monitoring and Corrective Action Report - Plant Arkwright Ash Pond 3 Landfill and Monofill

Figure No.
2

Title
Detection Monitoring Network Well, Assessment Monitoring Well, and Sampling Locations Map

Disclaimer: This document has been prepared based on information provided by others as cited in the Notes section. Stantec has not verified the accuracy and/or completeness of this information and shall not be responsible for any errors or omissions which may be incorporated herein as a result. Stantec assumes no responsibility for data supplied in electronic format, and the recipient accepts full responsibility for verifying the accuracy and completeness of the data.

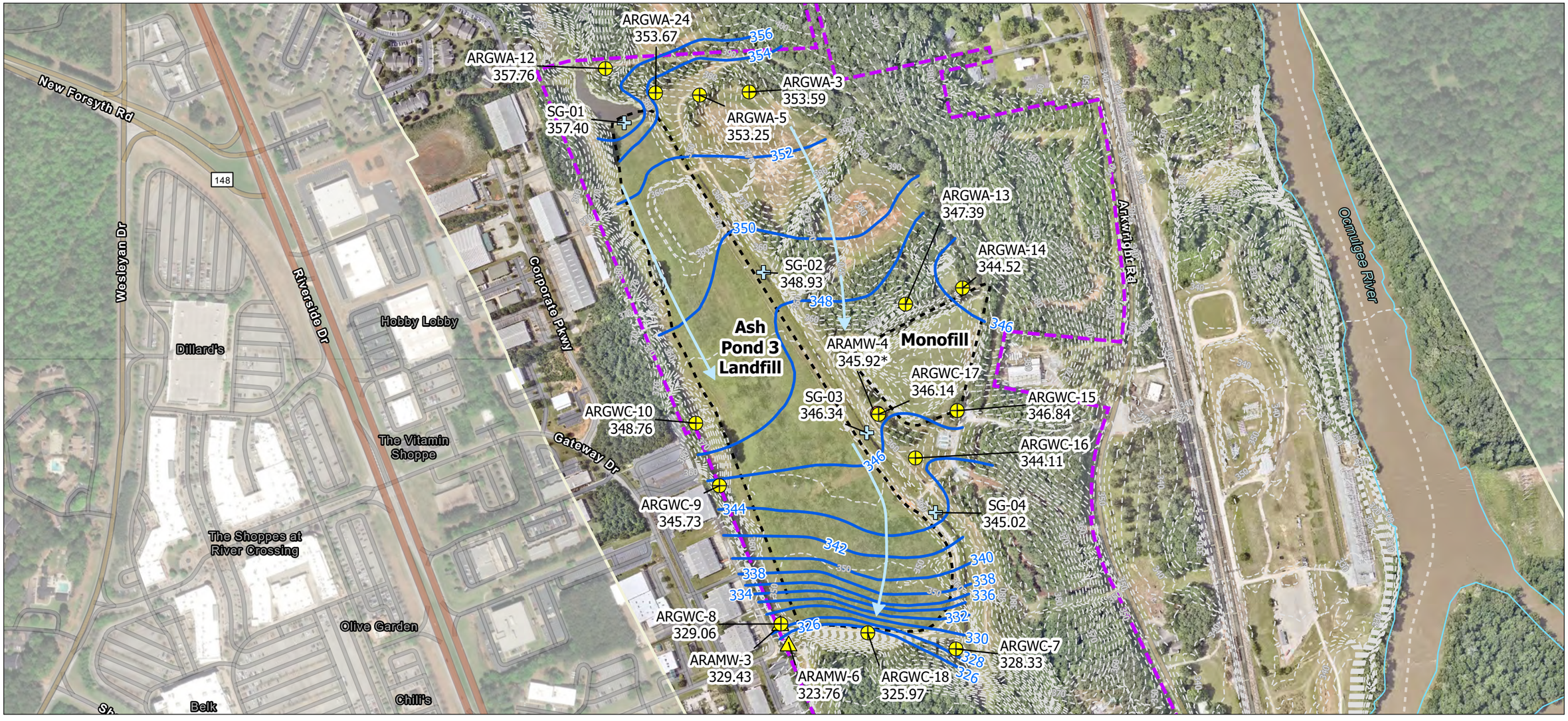



Notes

1. Coordinate System: NAD 1983 StatePlane Georgia West FIPS 1002 Feet
2. Data Sources: Ash Pond Boundaries, Monitoring Wells, Property Boundary, Topography, and Beaverdam Creek provided by Southern Company Services and Wood Environment & Infrastructure Solutions; Contours, Flow Arrow, and Ocmulgee River provided by Stantec
3. Background: Source: Esri, Maxar, Earthstar Geographics, and the GIS User Community, Esri, TomTom, Garmin, SafeGraph, FAO, METI/NASA, USGS, EPA, NPS, USFWS, Esri Community Maps Contributors, © OpenStreetMap, Microsoft, Esri, TomTom, Garmin, SafeGraph, GeoTechnologies, Inc, METI/NASA, USGS, EPA, NPS, US Census Bureau, USDA, USFWS. Plant imagery provided by client and is dated 7/13/2023.

Legend

- Detection Monitoring Well
- Assessment Monitoring Well
- Piezometer
- Staff Gauge
- Potentiometric Surface Contour (feet (ft) NAVD88)
- Interpreted Groundwater Flow Direction
- Ocmulgee River (Approximate)
- Topographic Contour 2018 (2 ft interval)
- Approximate Property Boundary
- Ash Pond 3 Landfill and Monofill (approximate location)
- Limit of Client Imagery (dated 7/13/2023)

328.33 Groundwater Elevation (ft NAVD88)
An "*" indicates groundwater elevation for ARAMW-4 was not used in contouring.
NAVD88 - North American Vertical Datum of 1988

KATIE T. ROSS
GEORGIA REGISTERED PROFESSIONAL GEOLOGIST
No. 1776

0 450 900 Feet
(At original document size of 11x17)
1:5,400

N

Stantec

Georgia Power

Project Location
Macon, Georgia

Prepared by DMB on 5/30/2024
TR by CS on 5/30/2024
IR by JK on 5/30/2024

Client/Project 175569434
Georgia Power
2024 Annual Groundwater Monitoring and Corrective Action Report - Plant Arkwright Ash Pond 3 Landfill and Monofill

Figure No.
3

Title
Potentiometric Surface Contour Map Ash Pond 3 Landfill and Monofill – August 7, 2023

Disclaimer: This document has been prepared based on information provided by others as cited in the Notes section. Stantec has not verified the accuracy and/or completeness of this information and shall not be responsible for any errors or omissions which may be incorporated herein as a result. Stantec assumes no responsibility for data supplied in electronic format, and the recipient accepts full responsibility for verifying the accuracy and completeness of the data.

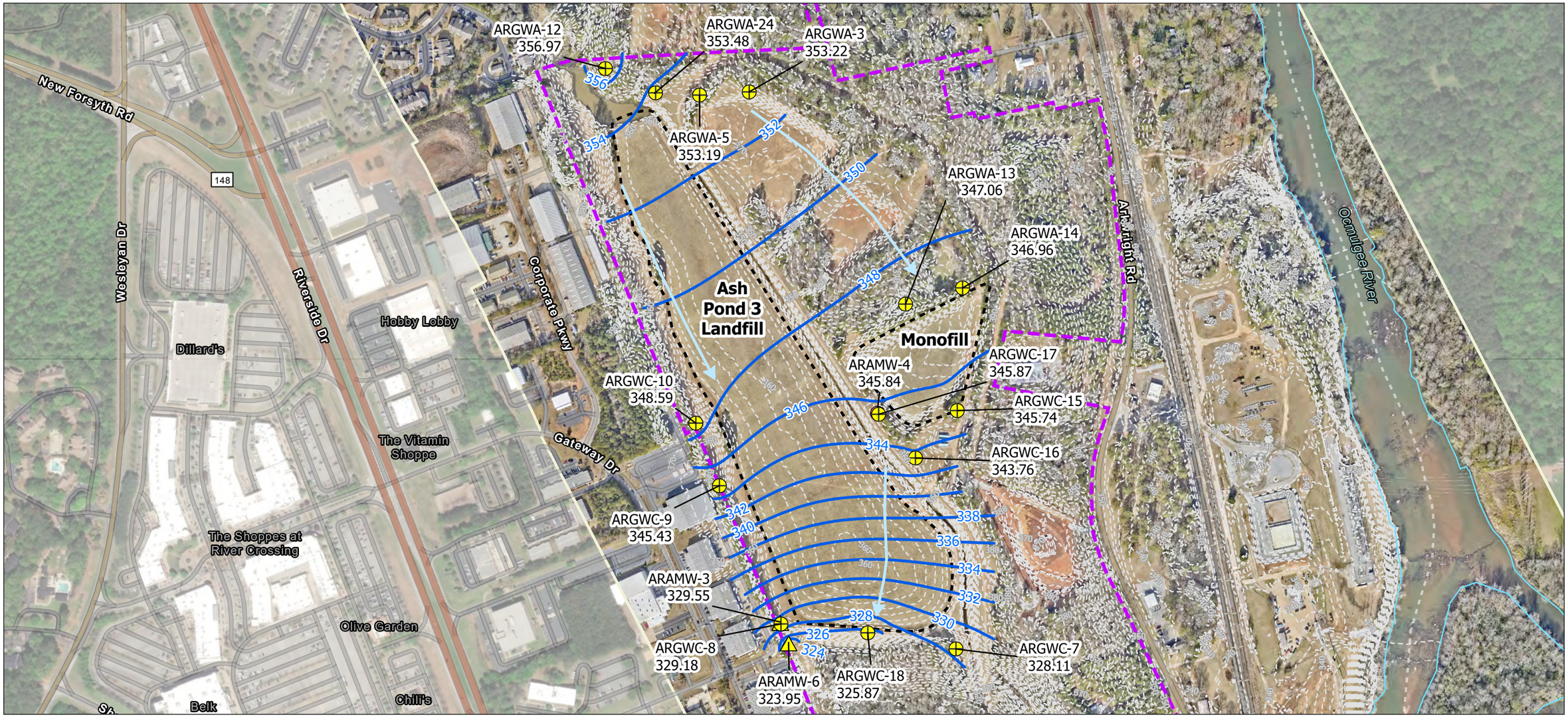



Notes

1. Coordinate System: NAD 1983 StatePlane Georgia West FIPS 1002 Feet

2. Data Sources: Ash Pond Boundaries, Monitoring Wells, Property Boundary, Topography, and Beaverdam Creek provided by Southern Company Services and Wood Environment & Infrastructure Solutions; Contours, Flow Arrow, and Ocmulgee River provided by Stantec

3. Background: Source: Esri, Maxar, Earthstar Geographics, and the GIS User Community, Esri, TomTom, Garmin, SafeGraph, FAO, METI/NASA, USGS, EPA, NPS, USFWS, Esri Community Maps Contributors, © OpenStreetMap, Microsoft, Esri, TomTom, Garmin, SafeGraph, GeoTechnologies, Inc, METI/NASA, USGS, EPA, NPS, US Census Bureau, USDA, USFWS. Plant imagery provided by client and is dated 1/22/2024.

Legend

- Detection Monitoring Well
- Assessment Monitoring Well
- Piezometer
- Potentiometric Surface Contour (feet (ft) NAVD88)
- Interpreted Groundwater Flow Direction
- Ocmulgee River (Approximate)
- Topographic Contour 2024 (2 ft interval)
- Approximate Property Boundary
- Ash Pond 3 Landfill and Monofill (approximate location)
- Limit of Client Imagery (dated 1/22/2024)

353.22 Groundwater Elevation (ft NAVD88)
NAVD88 - North American Vertical Datum of 1988

0 450 900 Feet
(At original document size of 11x17)
1:5,400

N

KATIE T. ROSS
GEORGIA REGISTERED PROFESSIONAL GEOLOGIST
No. 1776

Stantec

Georgia Power

Project Location
Macon, Georgia

Prepared by DMB on 5/30/2024
TR by CS on 5/30/2024
IR by JK on 5/30/2024

Client/Project 175569434
Georgia Power
2024 Annual Groundwater Monitoring and Corrective Action Report - Plant Arkwright Ash Pond 3 Landfill and Monofill

Figure No.
4

Title
Potentiometric Surface Contour Map Ash Pond 3 Landfill and Monofill – January 22, 2024

Disclaimer: This document has been prepared based on information provided by others as cited in the Notes section. Stantec has not verified the accuracy and/or completeness of this information and shall not be responsible for any errors or omissions which may be incorporated herein as a result. Stantec assumes no responsibility for data supplied in electronic format, and the recipient accepts full responsibility for verifying the accuracy and completeness of the data.

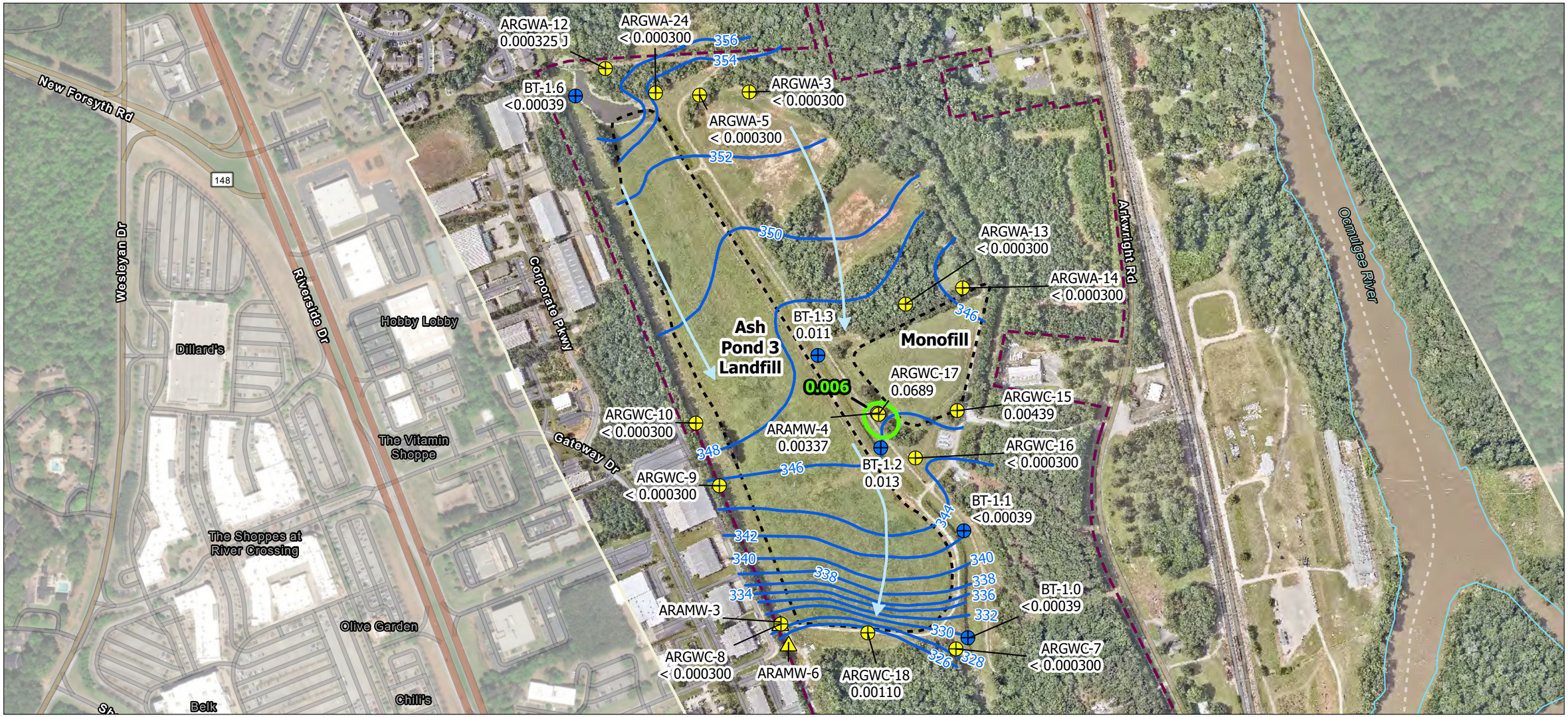



Notes

1. Coordinate System: NAD 1983 StatePlane Georgia West FIPS 1002 Feet

2. Data Sources: Ash Pond Boundaries, Monitoring Wells, Property Boundary, Topography, and Beaverdam Creek provided by Southern Company Services and Wood Environment & Infrastructure Solutions; Contours, Flow Arrow, and Ocmulgee River provided by Stantec

3. Background: Source: Esri, Maxar, Earthstar Geographics, and the GIS User Community, Esri, TomTom, Garmin, SafeGraph, FAO, METI/NASA, USGS, EPA, NPS, USFWS, Esri Community Maps Contributors, © OpenStreetMap, Microsoft, Esri, TomTom, Garmin, SafeGraph, GeoTechnologies, Inc, METI/NASA, USGS, EPA, NPS, US Census Bureau, USDA, USFWS. Plant imagery provided by client and is dated 7/13/2023.

Legend

- Detection Monitoring Well
- Assessment Monitoring Well
- Piezometer
- Surface Water Sampling Location
- Interpreted Groundwater Flow Direction
- Cobalt Concentration Contour Aug 2023 (mg/L)
- Potentiometric Surface Contour Aug 2023 (ft NAVD88)
- Ocmulgee River (Approximate)
- Approximate Property Boundary
- Ash Pond 3 Landfill and Monofill (approximate location)
- Limit of Client Imagery (dated 7/13/2023)

0.00110 Cobalt Concentration milligrams per Liter (mg/L)

Isoconcentration Notes:

Cobalt concentration data from groundwater and surface water samples collected during the August 2023 monitoring event.

J indicates the constituent was detected between the analytical method detection limit and the laboratory reporting limit. The value followed by J is qualified by the laboratory as estimated.

GWPS - Groundwater Protection Standard

Analyte	Units	GWPS
Cobalt	mg/L	0.006

0 450 900 Feet

(At original document size of 11x17)
1:5,400

N

Stantec

Georgia Power

Project Location
Macon, Georgia

Prepared by DMB on 1/11/2024
TR by CS on 1/11/2024
IR by JK on 1/11/2024

Client/Project 175569434
Georgia Power
2024 Annual Groundwater Monitoring and Corrective Action Report - Plant Arkwright Ash Pond 3 Landfill and Monofill

Figure No.
5

Title
Isoconcentration Map for Cobalt AP-3 Landfill and Monofill – August 2023

U:\175569434\gis\mxds\GW_20220103GW_202109_AP2_AP3\GW_202201_AP3.aprx Revised: 2024-01-11 By: mbough

Disclaimer: This document has been prepared based on information provided by others as cited in the Notes section. Stantec has not verified the accuracy and/or completeness of this information and shall not be responsible for any errors or omissions which may be incorporated herein as a result. Stantec assumes no responsibility for data supplied in electronic format, and the recipient accepts full responsibility for verifying the accuracy and completeness of the data.

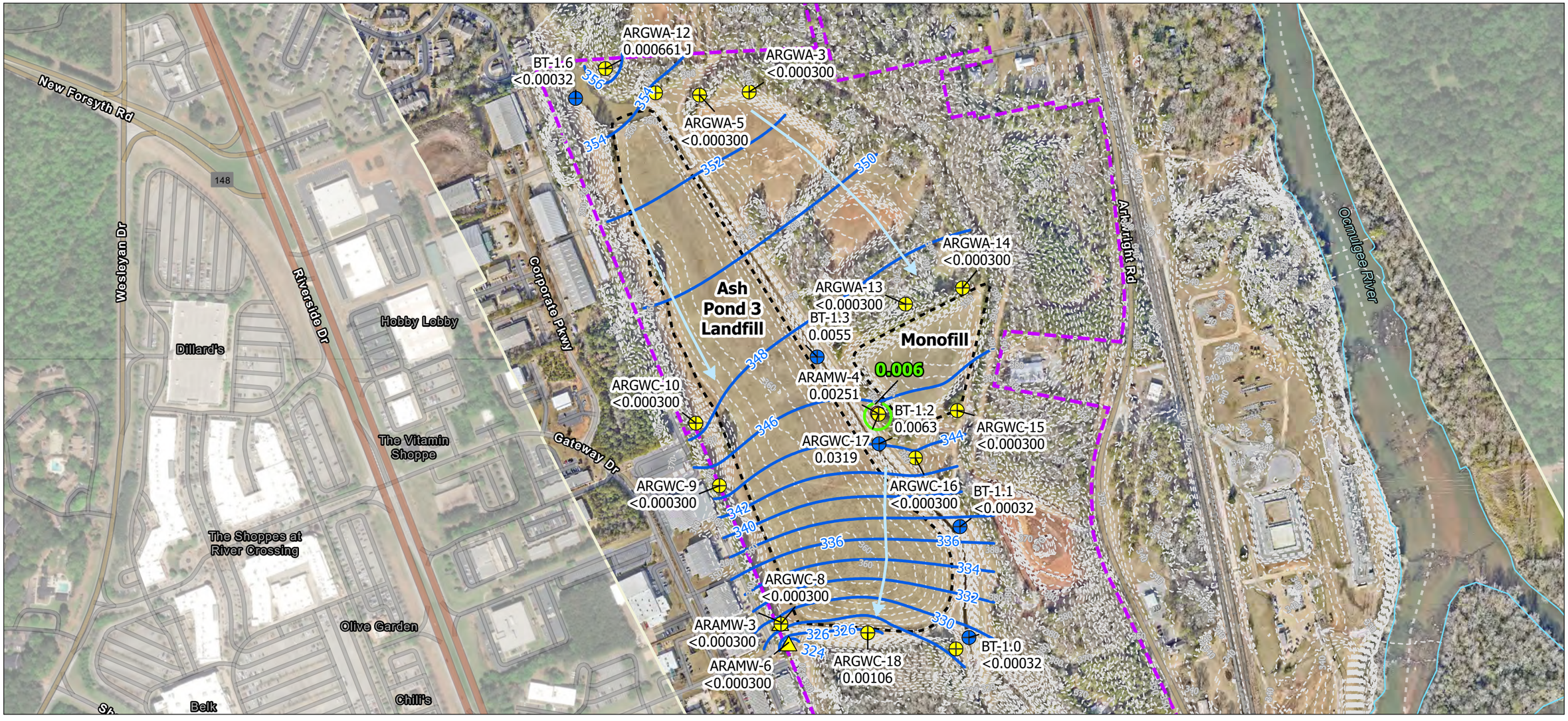



Notes
1. Coordinate System: NAD 1983 StatePlane Georgia West FIPS 1002 Feet
2. Data Sources: Ash Pond Boundaries, Monitoring Wells, Property Boundary, Topography, and Beaverdam Creek provided by Southern Company Services and Wood Environment & Infrastructure Solutions; Contours, Flow Arrow, and Ocmulgee River provided by Stantec
3. Background: Source: Esri, Maxar, Earthstar Geographics, and the GIS User Community, Esri, TomTom, Garmin, SafeGraph, FAO, METI/NASA, USGS, EPA, NPS, USFWS, Esri Community Maps Contributors, © OpenStreetMap, Microsoft, Esri, TomTom, Garmin, SafeGraph, GeoTechnologies, Inc, METI/NASA, USGS, EPA, NPS, US Census Bureau, USDA, USFWS. Plant imagery provided by client and is dated 1/22/2024.

Legend
- Detection Monitoring Well
- Assessment Monitoring Well
- Piezometer
- Surface Water Sampling Location
- Interpreted Groundwater Flow Direction
- Potentiometric Surface Contour (feet (ft) NAVD88)
- Inferred Potentiometric Surface Contour (ft NAVD88)
- Cobalt Concentration Contour Jan 2024 (mg/L)
- Ocmulgee River (Approximate)
- Approximate Property Boundary
- Ash Pond 2 Dry Ash Stockpile
- Ash Pond 3 Landfill and Monofill (approximate location)

Isoconcentration Notes:

Cobalt concentration data from groundwater and surface water samples collected during the January 2024 monitoring event.

J indicates the constituent was detected between the analytical method detection limit and the laboratory reporting limit. The value followed by J is qualified by the laboratory as estimated.

GWPS- Groundwater Protection Standard

Analyte	Units	GWPS
Cobalt	mg/l	0.006

0 450 900 Feet
(At original document size of 11x17)
1:5,400

N

Stantec

Georgia Power

Project Location
Macon, Georgia

Prepared by DMB on 6/26/2024
TR by CS on 6/26/2024
IR by JK on 6/26/2024

Client/Project 175569434
Georgia Power
2024 Annual Groundwater Monitoring and Corrective Action Report - Plant Arkwright Ash Pond 3 Landfill and Monofill

Figure No.
6

Title
Isoconcentration Map for Cobalt AP-3 Landfill and Monofill - January 2024

U:\175\175569434\03_data\gis_cad\gis\ArcPro\GW_20220109_AP2_AP3\GW_20220201_AP3.aprx Revised: 2024-06-26 By: cardner

Disclaimer: This document has been prepared based on information provided by others as cited in the Notes section. Stantec has not verified the accuracy and/or completeness of this information and shall not be responsible for any errors or omissions which may be incorporated herein as a result. Stantec assumes no responsibility for data supplied in electronic format, and the recipient accepts full responsibility for verifying the accuracy and completeness of the data.

Appendix A
Well Inspections

MONITORING WELL INSPECTION CHECKLIST

Stantec

Project Name:	Southern Company Arkwright
Plant Name:	Plant Arkwright
Plant Address:	5001 Arkwright Road, Macon, GA 31210
Project Number:	175569434
Goal/Task:	Hydrogeological investigation
Date:	8/11/2023
Monitoring Well No.:	ARAMW-4
Priority Maintenance Item Identified:	N/A

	Description	Yes	No	NA	Comments
1	**Location/Identification**				
a	Is the well visible and accessible?	x			
b	Is the well properly identified with the correct well ID?	x			
c	Is the well in a high traffic area and does the well require protection from traffic?		x		
d	Is the drainage around the well acceptable? (no standing water, nor is well located in obvious drainage flow path)	x			
2	**Protective Casing**				
a	Is the protective casing free from apparent damage and able to be secured?	x			
b	Is the casing free of degradation or deterioration?	x			
c	Does the casing have a functioning weep hole?			x	
d	Is the annular space between casings clear of debris and water, or filled with pea gravel/sand?	x			
e	Is the well locked and is the lock in good condition?	x			
3	**Surface pad**				
a	Is the well pad in good condition (not cracked or broken)?	x			
b	Is the well pad sloped away from the protective casing?	x			
c	Is the well pad in complete contact with the protective casing?	x			
d	Is the well pad in complete contact with the ground surface and stable?(Not undermined by erosion, animal burrows, and does not move when stepped on).	x			
e	Is the pad surface clean (not covered with sediment or debris)?	x			
4	**Internal casing**				
a	Does the cap prevent entry of foreign material into the well?	x			
b	Is the casing free of kinks or bends, or any obstructions from foreign objects (such as bailers)?	x			
c	Is the well properly vented for equilibrium of air pressure?	x			
d	Is the survey point clearly marked on the inner casing?	x			
e	Is the depth of the well consistent with the original well log?	x			
f	Is the casing stable? (or does the PVC move easily when touched or can it be taken apart by hand due to lack of grout or use of slip couplings in construction)	x			
5	**Sampling (Groundwater Wells Only)**				
a	Does well recharge adequately when purged?	x			
b	If dedicated sampling equipment installed, is it in good condition and specified in the approved groundwater plan for the facility?			x	
c	Does the well require redevelopment (low-flow, turbid)?		x		

Comments: Include inspection details, including items requiring repair or maintenance.

N/A

Prepared By / Date: Houston Lynn 8/11/2023

DL/SME Review By / Date: Calli Provenza 8/14/2023

MONITORING WELL INSPECTION CHECKLIST

Stantec

Project Name:	Southern Company Arkwright
Plant Name:	Plant Arkwright
Plant Address:	5001 Arkwright Road, Macon, GA 31210
Project Number:	175569434
Goal/Task:	Hydrogeological investigation
Date:	8/11/2023
Monitoring Well No.:	ARGWA-14
Priority Maintenance Item Identified:	N/A

	Description	Yes	No	NA	Comments
1	**Location/Identification**				
a	Is the well visible and accessible?	x			
b	Is the well properly identified with the correct well ID?	x			
c	Is the well in a high traffic area and does the well require protection from traffic?		x		
d	Is the drainage around the well acceptable? (no standing water, nor is well located in obvious drainage flow path)	x			
2	**Protective Casing**				
a	Is the protective casing free from apparent damage and able to be secured?	x			
b	Is the casing free of degradation or deterioration?	x			
c	Does the casing have a functioning weep hole?			x	
d	Is the annular space between casings clear of debris and water, or filled with pea gravel/sand?	x			
e	Is the well locked and is the lock in good condition?	x			
3	**Surface pad**				
a	Is the well pad in good condition (not cracked or broken)?		x		
b	Is the well pad sloped away from the protective casing?		x		
c	Is the well pad in complete contact with the protective casing?		x		
d	Is the well pad in complete contact with the ground surface and stable?(Not undermined by erosion, animal burrows, and does not move when stepped on).		x		
e	Is the pad surface clean (not covered with sediment or debris)?	x			
4	**Internal casing**				
a	Does the cap prevent entry of foreign material into the well?	x			
b	Is the casing free of kinks or bends, or any obstructions from foreign objects (such as bailers)?	x			
c	Is the well properly vented for equilibrium of air pressure?	x			
d	Is the survey point clearly marked on the inner casing?	x			
e	Is the depth of the well consistent with the original well log?	x			
f	Is the casing stable? (or does the PVC move easily when touched or can it be taken apart by hand due to lack of grout or use of slip couplings in construction)	x			
5	**Sampling (Groundwater Wells Only)**				
a	Does well recharge adequately when purged?		x		Ran dry
b	If dedicated sampling equipment installed, is it in good condition and specified in the approved groundwater plan for the facility?	x			
c	Does the well require redevelopment (low-flow, turbid)?		x		

Comments: Include inspection details, including items requiring repair or maintenance.

N/A

Prepared By / Date:	Houston Lynn 8/11/2023
DL/SME Review By / Date:	Calli Provenza 8/14/2023

MONITORING WELL INSPECTION CHECKLIST

Stantec

Project Name:	Southern Company Arkwright
Plant Name:	Plant Arkwright
Plant Address:	5001 Arkwright Road, Macon, GA 31210
Project Number:	175569434
Goal/Task:	Hydrogeological investigation
Date:	8/11/2023
Monitoring Well No.:	ARGWC-15
Priority Maintenance Item Identified:	N/A

	Description	Yes	No	NA	Comments
1	**Location/Identification**				
a	Is the well visible and accessible?	x			
b	Is the well properly identified with the correct well ID?	x			
c	Is the well in a high traffic area and does the well require protection from traffic?		x		
d	Is the drainage around the well acceptable? (no standing water, nor is well located in obvious drainage flow path)	x			
2	**Protective Casing**				
a	Is the protective casing free from apparent damage and able to be secured?	x			
b	Is the casing free of degradation or deterioration?	x			
c	Does the casing have a functioning weep hole?	x			
d	Is the annular space between casings clear of debris and water, or filled with pea gravel/sand?	x			
e	Is the well locked and is the lock in good condition?	x			Has a different key than the rest
3	**Surface pad**				
a	Is the well pad in good condition (not cracked or broken)?	x			
b	Is the well pad sloped away from the protective casing?	x			
c	Is the well pad in complete contact with the protective casing?	x			
d	Is the well pad in complete contact with the ground surface and stable?(Not undermined by erosion, animal burrows, and does not move when stepped on).	x			
e	Is the pad surface clean (not covered with sediment or debris)?	x			
4	**Internal casing**				
a	Does the cap prevent entry of foreign material into the well?	x			
b	Is the casing free of kinks or bends, or any obstructions from foreign objects (such as bailers)?	x			
c	Is the well properly vented for equilibrium of air pressure?	x			
d	Is the survey point clearly marked on the inner casing?	x			
e	Is the depth of the well consistent with the original well log?	x			
f	Is the casing stable? (or does the PVC move easily when touched or can it be taken apart by hand due to lack of grout or use of slip couplings in construction)	x			
5	**Sampling (Groundwater Wells Only)**				
a	Does well recharge adequately when purged?		x		Heavy drawdown
b	If dedicated sampling equipment installed, is it in good condition and specified in the approved groundwater plan for the facility?	x			
c	Does the well require redevelopment (low-flow, turbid)?		x		

Comments: Include inspection details, including items requiring repair or maintenance.

N/A

Prepared By / Date:	Houston Lynn 8/11/2023
DL/SME Review By / Date:	Calli Provenza 8/14/2023

MONITORING WELL INSPECTION CHECKLIST

Stantec

Project Name:	Southern Company Arkwright
Plant Name:	Plant Arkwright
Plant Address:	5001 Arkwright Road, Macon, GA 31210
Project Number:	175569434
Goal/Task:	Hydrogeological investigation
Date:	8/11/2023
Monitoring Well No.:	ARGWC-16
Priority Maintenance Item Identified:	N/A

	Description	Yes	No	NA	Comments
1	**Location/Identification**				
a	Is the well visible and accessible?	x			
b	Is the well properly identified with the correct well ID?	x			
c	Is the well in a high traffic area and does the well require protection from traffic?		x		
d	Is the drainage around the well acceptable? (no standing water, nor is well located in obvious drainage flow path)	x			
2	**Protective Casing**				
a	Is the protective casing free from apparent damage and able to be secured?	x			
b	Is the casing free of degradation or deterioration?	x			
c	Does the casing have a functioning weep hole?			x	
d	Is the annular space between casings clear of debris and water, or filled with pea gravel/sand?	x			
e	Is the well locked and is the lock in good condition?	x			
3	**Surface pad**				
a	Is the well pad in good condition (not cracked or broken)?	x			
b	Is the well pad sloped away from the protective casing?	x			
c	Is the well pad in complete contact with the protective casing?	x			
d	Is the well pad in complete contact with the ground surface and stable?(Not undermined by erosion, animal burrows, and does not move when stepped on).	x			
e	Is the pad surface clean (not covered with sediment or debris)?	x			
4	**Internal casing**				
a	Does the cap prevent entry of foreign material into the well?	x			
b	Is the casing free of kinks or bends, or any obstructions from foreign objects (such as bailers)?	x			
c	Is the well properly vented for equilibrium of air pressure?	x			
d	Is the survey point clearly marked on the inner casing?	x			
e	Is the depth of the well consistent with the original well log?	x			
f	Is the casing stable? (or does the PVC move easily when touched or can it be taken apart by hand due to lack of grout or use of slip couplings in construction)	x			
5	**Sampling (Groundwater Wells Only)**				
a	Does well recharge adequately when purged?	x			
b	If dedicated sampling equipment installed, is it in good condition and specified in the approved groundwater plan for the facility?	x			
c	Does the well require redevelopment (low-flow, turbid)?		x		

Comments: Include inspection details, including items requiring repair or maintenance.

N/A

Prepared By / Date:	Houston Lynn 8/11/2023
DL/SME Review By / Date:	Calli Provenza 8/14/2023

MONITORING WELL INSPECTION CHECKLIST

Stantec

Project Name:	Southern Company Arkwright
Plant Name:	Plant Arkwright
Plant Address:	5001 Arkwright Road, Macon, GA 31210
Project Number:	175569434
Goal/Task:	Hydrogeological investigation
Date:	8/11/2023
Monitoring Well No.:	ARGWC-17
Priority Maintenance Item Identified:	N/A

	Description	Yes	No	NA	Comments
1	**Location/Identification**				
a	Is the well visible and accessible?	x			
b	Is the well properly identified with the correct well ID?	x			
c	Is the well in a high traffic area and does the well require protection from traffic?		x		
d	Is the drainage around the well acceptable? (no standing water, nor is well located in obvious drainage flow path)	x			
2	**Protective Casing**				
a	Is the protective casing free from apparent damage and able to be secured?	x			
b	Is the casing free of degradation or deterioration?	x			
c	Does the casing have a functioning weep hole?			x	
d	Is the annular space between casings clear of debris and water, or filled with pea gravel/sand?	x			
e	Is the well locked and is the lock in good condition?	x			
3	**Surface pad**				
a	Is the well pad in good condition (not cracked or broken)?	x			
b	Is the well pad sloped away from the protective casing?	x			
c	Is the well pad in complete contact with the protective casing?	x			
d	Is the well pad in complete contact with the ground surface and stable?(Not undermined by erosion, animal burrows, and does not move when stepped on).	x			
e	Is the pad surface clean (not covered with sediment or debris)?	x			
4	**Internal casing**				
a	Does the cap prevent entry of foreign material into the well?	x			
b	Is the casing free of kinks or bends, or any obstructions from foreign objects (such as bailers)?	x			
c	Is the well properly vented for equilibrium of air pressure?	x			
d	Is the survey point clearly marked on the inner casing?	x			
e	Is the depth of the well consistent with the original well log?	x			
f	Is the casing stable? (or does the PVC move easily when touched or can it be taken apart by hand due to lack of grout or use of slip couplings in construction)	x			
5	**Sampling (Groundwater Wells Only)**				
a	Does well recharge adequately when purged?	x			
b	If dedicated sampling equipment installed, is it in good condition and specified in the approved groundwater plan for the facility?	x			
c	Does the well require redevelopment (low-flow, turbid)?		x		

Comments: Include inspection details, including items requiring repair or maintenance.

N/A

Prepared By / Date: Houston Lynn 8/11/2023

DL/SME Review By / Date: Calli Provenza 8/14/2023

MONITORING WELL INSPECTION CHECKLIST

Stantec

Project Name:	Southern Company Arkwright
Plant Name:	Plant Arkwright
Plant Address:	5001 Arkwright Road, Macon, GA 31210
Project Number:	175569434
Goal/Task:	Hydrogeological investigation
Date:	8/11/2023
Monitoring Well No.:	ARGWA-24
Priority Maintenance Item Identified:	N/A

	Description	Yes	No	NA	Comments
1	**Location/Identification**				
a	Is the well visible and accessible?	x			
b	Is the well properly identified with the correct well ID?	x			
c	Is the well in a high traffic area and does the well require protection from traffic?		x		
d	Is the drainage around the well acceptable? (no standing water, nor is well located in obvious drainage flow path)	x			
2	**Protective Casing**				
a	Is the protective casing free from apparent damage and able to be secured?	x			
b	Is the casing free of degradation or deterioration?	x			
c	Does the casing have a functioning weep hole?	x			
d	Is the annular space between casings clear of debris and water, or filled with pea gravel/sand?	x			
e	Is the well locked and is the lock in good condition?	x			
3	**Surface pad**				
a	Is the well pad in good condition (not cracked or broken)?	x			
b	Is the well pad sloped away from the protective casing?	x			
c	Is the well pad in complete contact with the protective casing?	x			
d	Is the well pad in complete contact with the ground surface and stable?(Not undermined by erosion, animal burrows, and does not move when stepped on).	x			
e	Is the pad surface clean (not covered with sediment or debris)?	x			
4	**Internal casing**				
a	Does the cap prevent entry of foreign material into the well?	x			
b	Is the casing free of kinks or bends, or any obstructions from foreign objects (such as bailers)?	x			
c	Is the well properly vented for equilibrium of air pressure?	x			
d	Is the survey point clearly marked on the inner casing?	x			
e	Is the depth of the well consistent with the original well log?	x			
f	Is the casing stable? (or does the PVC move easily when touched or can it be taken apart by hand due to lack of grout or use of slip couplings in construction)	x			
5	**Sampling (Groundwater Wells Only)**				
a	Does well recharge adequately when purged?	x			
b	If dedicated sampling equipment installed, is it in good condition and specified in the approved groundwater plan for the facility?			x	
c	Does the well require redevelopment (low-flow, turbid)?		x		

Comments: Include inspection details, including items requiring repair or maintenance.

N/A

Prepared By / Date:	Houston Lynn 8/11/2023
DL/SME Review By / Date:	Calli Provenza 8/14/2023

MONITORING WELL INSPECTION CHECKLIST

Stantec

Project Name:	Southern Company Arkwright
Plant Name:	Plant Arkwright
Plant Address:	5001 Arkwright Road, Macon, GA 31210
Project Number:	175569434
Goal/Task:	Hydrogeological investigation
Date:	8/7/2023
Monitoring Well No.:	ARGWA-12
Priority Maintenance Item Identified:	N/A

	Description	Yes	No	NA	Comments
1	**Location/Identification**				
a	Is the well visible and accessible?	X			
b	Is the well properly identified with the correct well ID?	X			
c	Is the well in a high traffic area and does the well require protection from traffic?		X		
d	Is the drainage around the well acceptable? (no standing water, nor is well located in obvious drainage flow path)	X			
2	**Protective Casing**				
a	Is the protective casing free from apparent damage and able to be secured?	X			
b	Is the casing free of degradation or deterioration?	X			
c	Does the casing have a functioning weep hole?	X			
d	Is the annular space between casings clear of debris and water, or filled with pea gravel/sand?	X			
e	Is the well locked and is the lock in good condition?	X			
3	**Surface pad**				
a	Is the well pad in good condition (not cracked or broken)?	X			
b	Is the well pad sloped away from the protective casing?	X			
c	Is the well pad in complete contact with the protective casing?	X			
d	Is the well pad in complete contact with the ground surface and stable?(Not undermined by erosion, animal burrows, and does not move when stepped on).	X			
e	Is the pad surface clean (not covered with sediment or debris)?	X			
4	**Internal casing**				
a	Does the cap prevent entry of foreign material into the well?	X			
b	Is the casing free of kinks or bends, or any obstructions from foreign objects (such as bailers)?	X			
c	Is the well properly vented for equilibrium of air pressure?	X			
d	Is the survey point clearly marked on the inner casing?	X			
e	Is the depth of the well consistent with the original well log?	X			
f	Is the casing stable? (or does the PVC move easily when touched or can it be taken apart by hand due to lack of grout or use of slip couplings in construction)	X			
5	**Sampling (Groundwater Wells Only)**				
a	Does well recharge adequately when purged?	X			
b	If dedicated sampling equipment installed, is it in good condition and specified in the approved groundwater plan for the facility?	X			
c	Does the well require redevelopment (low-flow, turbid)?		X		

Comments: Include inspection details, including items requiring repair or maintenance.

N/A

Prepared By / Date: John Myer 8/9/2023

DL/SME Review By / Date: Calli Provneza 8/16/2023

MONITORING WELL INSPECTION CHECKLIST

Stantec

Project Name:	Southern Company Arkwright
Plant Name:	Plant Arkwright
Plant Address:	5001 Arkwright Road, Macon, GA 31210
Project Number:	175569434
Goal/Task:	Hydrogeological investigation
Date:	8/7/2023
Monitoring Well No.:	ARGWA-13
Priority Maintenance Item Identified:	N/A

	Description	Yes	No	NA	Comments
1	**Location/Identification**				
a	Is the well visible and accessible?	X			
b	Is the well properly identified with the correct well ID?	X			
c	Is the well in a high traffic area and does the well require protection from traffic?		X		
d	Is the drainage around the well acceptable? (no standing water, nor is well located in obvious drainage flow path)	X			
2	**Protective Casing**				
a	Is the protective casing free from apparent damage and able to be secured?	X			
b	Is the casing free of degradation or deterioration?	X			
c	Does the casing have a functioning weep hole?	X			
d	Is the annular space between casings clear of debris and water, or filled with pea gravel/sand?	X			
e	Is the well locked and is the lock in good condition?	X			
3	**Surface pad**				
a	Is the well pad in good condition (not cracked or broken)?	X			
b	Is the well pad sloped away from the protective casing?	X			
c	Is the well pad in complete contact with the protective casing?	X			
d	Is the well pad in complete contact with the ground surface and stable?(Not undermined by erosion, animal burrows, and does not move when stepped on).	X			
e	Is the pad surface clean (not covered with sediment or debris)?	X			
4	**Internal casing**				
a	Does the cap prevent entry of foreign material into the well?	X			
b	Is the casing free of kinks or bends, or any obstructions from foreign objects (such as bailers)?	X			
c	Is the well properly vented for equilibrium of air pressure?	X			
d	Is the survey point clearly marked on the inner casing?	X			
e	Is the depth of the well consistent with the original well log?	X			
f	Is the casing stable? (or does the PVC move easily when touched or can it be taken apart by hand due to lack of grout or use of slip couplings in construction)	X			
5	**Sampling (Groundwater Wells Only)**				
a	Does well recharge adequately when purged?	X			
b	If dedicated sampling equipment installed, is it in good condition and specified in the approved groundwater plan for the facility?	X			
c	Does the well require redevelopment (low-flow, turbid)?		X		

Comments: Include inspection details, including items requiring repair or maintenance.

N/A

Prepared By / Date: John Myer 8/9/2023

DL/SME Review By / Date: Calli Provenza 8/16/2023

MONITORING WELL INSPECTION CHECKLIST

Stantec

Project Name:	Southern Company Arkwright
Plant Name:	Plant Arkwright
Plant Address:	5001 Arkwright Road, Macon, GA 31210
Project Number:	175569434
Goal/Task:	Hydrogeological investigation
Date:	8/7/2023
Monitoring Well No.:	ARGWC-7
Priority Maintenance Item Identified:	N/A

	Description	Yes	No	NA	Comments
1	**Location/Identification**				
a	Is the well visible and accessible?	X			
b	Is the well properly identified with the correct well ID?	X			
c	Is the well in a high traffic area and does the well require protection from traffic?		X		
d	Is the drainage around the well acceptable? (no standing water, nor is well located in obvious drainage flow path)	X			
2	**Protective Casing**				
a	Is the protective casing free from apparent damage and able to be secured?	X			
b	Is the casing free of degradation or deterioration?	X			
c	Does the casing have a functioning weep hole?	X			
d	Is the annular space between casings clear of debris and water, or filled with pea gravel/sand?	X			
e	Is the well locked and is the lock in good condition?	X			
3	**Surface pad**				
a	Is the well pad in good condition (not cracked or broken)?	X			
b	Is the well pad sloped away from the protective casing?	X			
c	Is the well pad in complete contact with the protective casing?	X			
d	Is the well pad in complete contact with the ground surface and stable?(Not undermined by erosion, animal burrows, and does not move when stepped on).	X			
e	Is the pad surface clean (not covered with sediment or debris)?	X			
4	**Internal casing**				
a	Does the cap prevent entry of foreign material into the well?	X			
b	Is the casing free of kinks or bends, or any obstructions from foreign objects (such as bailers)?	X			
c	Is the well properly vented for equilibrium of air pressure?	X			
d	Is the survey point clearly marked on the inner casing?	X			
e	Is the depth of the well consistent with the original well log?	X			
f	Is the casing stable? (or does the PVC move easily when touched or can it be taken apart by hand due to lack of grout or use of slip couplings in construction)	X			
5	**Sampling (Groundwater Wells Only)**				
a	Does well recharge adequately when purged?	X			
b	If dedicated sampling equipment installed, is it in good condition and specified in the approved groundwater plan for the facility?	X			
c	Does the well require redevelopment (low-flow, turbid)?		X		

Comments: Include inspection details, including items requiring repair or maintenance.

N/A

Prepared By / Date: John Myer 8/10/2023

DL/SME Review By / Date: Calli Provenza 8/16/2023

MONITORING WELL INSPECTION CHECKLIST

Stantec

Project Name:	Southern Company Arkwright
Plant Name:	Plant Arkwright
Plant Address:	5001 Arkwright Road, Macon, GA 31210
Project Number:	175569434
Goal/Task:	Hydrogeological investigation
Date:	8/9/2023
Monitoring Well No.:	ARGWC-10
Priority Maintenance Item Identified:	N/A

	Description	Yes	No	NA	Comments
1	**Location/Identification**				
a	Is the well visible and accessible?	Yes			
b	Is the well properly identified with the correct well ID?	Yes			
c	Is the well in a high traffic area and does the well require protection from traffic?		No		
d	Is the drainage around the well acceptable? (no standing water, nor is well located in obvious drainage flow path)	Yes			
2	**Protective Casing**				
a	Is the protective casing free from apparent damage and able to be secured?	Yes			
b	Is the casing free of degradation or deterioration?	Yes			
c	Does the casing have a functioning weep hole?			NA	
d	Is the annular space between casings clear of debris and water, or filled with pea gravel/sand?	Yes			
e	Is the well locked and is the lock in good condition?	Yes			
3	**Surface pad**				
a	Is the well pad in good condition (not cracked or broken)?	Yes			
b	Is the well pad sloped away from the protective casing?	Yes			
c	Is the well pad in complete contact with the protective casing?	Yes			
d	Is the well pad in complete contact with the ground surface and stable?(Not undermined by erosion, animal burrows, and does not move when stepped on).	Yes			
e	Is the pad surface clean (not covered with sediment or debris)?		No		
4	**Internal casing**				
a	Does the cap prevent entry of foreign material into the well?	Yes			
b	Is the casing free of kinks or bends, or any obstructions from foreign objects (such as bailers)?	Yes			
c	Is the well properly vented for equilibrium of air pressure?	Yes			
d	Is the survey point clearly marked on the inner casing?		No		
e	Is the depth of the well consistent with the original well log?			NA	
f	Is the casing stable? (or does the PVC move easily when touched or can it be taken apart by hand due to lack of grout or use of slip couplings in construction)	Yes			
5	**Sampling (Groundwater Wells Only)**				
a	Does well recharge adequately when purged?	Yes			
b	If dedicated sampling equipment installed, is it in good condition and specified in the approved groundwater plan for the facility?	Yes			
c	Does the well require redevelopment (low-flow, turbid)?		No		

Comments: Include inspection details, including items requiring repair or maintenance.

N/A

Prepared By / Date: Dylan Ripley/8-9-2023

DL/SME Review By / Date: **Calli Provenza 8/10/2023**

MONITORING WELL INSPECTION CHECKLIST

Stantec

Project Name:	Southern Company Arkwright
Plant Name:	Plant Arkwright
Plant Address:	5001 Arkwright Road, Macon, GA 31210
Project Number:	175569434
Goal/Task:	Hydrogeological investigation
Date:	8/10/2023
Monitoring Well No.:	ARGWC-18
Priority Maintenance Item Identified:	N/A

	Description	Yes	No	NA	Comments
1	**Location/Identification**				
a	Is the well visible and accessible?	Yes			
b	Is the well properly identified with the correct well ID?	Yes			
c	Is the well in a high traffic area and does the well require protection from traffic?	Yes			
d	Is the drainage around the well acceptable? (no standing water, nor is well located in obvious drainage flow path)	Yes			
2	**Protective Casing**				
a	Is the protective casing free from apparent damage and able to be secured?	Yes			
b	Is the casing free of degradation or deterioration?	Yes			
c	Does the casing have a functioning weep hole?		No		
d	Is the annular space between casings clear of debris and water, or filled with pea gravel/sand?	Yes			
e	Is the well locked and is the lock in good condition?	Yes			
3	**Surface pad**				
a	Is the well pad in good condition (not cracked or broken)?		No		
b	Is the well pad sloped away from the protective casing?	Yes			
c	Is the well pad in complete contact with the protective casing?	Yes			
d	Is the well pad in complete contact with the ground surface and stable?(Not undermined by erosion, animal burrows, and does not move when stepped on).		No		
e	Is the pad surface clean (not covered with sediment or debris)?	Yes			
4	**Internal casing**				
a	Does the cap prevent entry of foreign material into the well?	Yes			
b	Is the casing free of kinks or bends, or any obstructions from foreign objects (such as bailers)?	Yes			
c	Is the well properly vented for equilibrium of air pressure?	Yes			
d	Is the survey point clearly marked on the inner casing?		No		
e	Is the depth of the well consistent with the original well log?			NA	
f	Is the casing stable? (or does the PVC move easily when touched or can it be taken apart by hand due to lack of grout or use of slip couplings in construction)	Yes			
5	**Sampling (Groundwater Wells Only)**				
a	Does well recharge adequately when purged?	Yes			
b	If dedicated sampling equipment installed, is it in good condition and specified in the approved groundwater plan for the facility?	Yes			
c	Does the well require redevelopment (low-flow, turbid)?	Yes			

Comments: Include inspection details, including items requiring repair or maintenance.

N/A

Prepared By / Date:	Dylan Ripley/8-10-2023
DL/SME Review By / Date:	Calli Provenza 8/14/2023

MONITORING WELL INSPECTION CHECKLIST

Stantec

Project Name:	Southern Company Arkwright
Plant Name:	Plant Arkwright
Plant Address:	5001 Arkwright Road, Macon, GA 31210
Project Number:	175569434
Goal/Task:	Hydrogeological investigation
Date:	8/7/2023
Monitoring Well No.:	ARGWA-3
Priority Maintenance Item Identified:	N/A

	Description	Yes	No	NA	Comments
1	**Location/Identification**				
a	Is the well visible and accessible?	X			
b	Is the well properly identified with the correct well ID?	X			
c	Is the well in a high traffic area and does the well require protection from traffic?		X		
d	Is the drainage around the well acceptable? (no standing water, nor is well located in obvious drainage flow path)	X			
2	**Protective Casing**				
a	Is the protective casing free from apparent damage and able to be secured?	X			
b	Is the casing free of degradation or deterioration?	X			
c	Does the casing have a functioning weep hole?	X			
d	Is the annular space between casings clear of debris and water, or filled with pea gravel/sand?	X			
e	Is the well locked and is the lock in good condition?	X			
3	**Surface pad**				
a	Is the well pad in good condition (not cracked or broken)?	X			
b	Is the well pad sloped away from the protective casing?	X			
c	Is the well pad in complete contact with the protective casing?	X			
d	Is the well pad in complete contact with the ground surface and stable?(Not undermined by erosion, animal burrows, and does not move when stepped on).	X			
e	Is the pad surface clean (not covered with sediment or debris)?	X			
4	**Internal casing**				
a	Does the cap prevent entry of foreign material into the well?	X			
b	Is the casing free of kinks or bends, or any obstructions from foreign objects (such as bailers)?	X			
c	Is the well properly vented for equilibrium of air pressure?	X			
d	Is the survey point clearly marked on the inner casing?	X			
e	Is the depth of the well consistent with the original well log?	X			
f	Is the casing stable? (or does the PVC move easily when touched or can it be taken apart by hand due to lack of grout or use of slip couplings in construction)	X			
5	**Sampling (Groundwater Wells Only)**				
a	Does well recharge adequately when purged?	X			
b	If dedicated sampling equipment installed, is it in good condition and specified in the approved groundwater plan for the facility?	X			
c	Does the well require redevelopment (low-flow, turbid)?		X		

Comments: Include inspection details, including items requiring repair or maintenance.

N/A

Prepared By / Date: Dylan Quintal 8/9/2023 Dylan Quintal

DL/SME Review By / Date: Calli Provenza 8/16/2023

MONITORING WELL INSPECTION CHECKLIST

Stantec

Project Name:	Southern Company Arkwright
Plant Name:	Plant Arkwright
Plant Address:	5001 Arkwright Road, Macon, GA 31210
Project Number:	175569434
Goal/Task:	Hydrogeological investigation
Date:	8/7/2023
Monitoring Well No.:	ARGWA-5
Priority Maintenance Item Identified:	N/A

	Description	Yes	No	NA	Comments
1	**Location/Identification**				
a	Is the well visible and accessible?	X			
b	Is the well properly identified with the correct well ID?	X			
c	Is the well in a high traffic area and does the well require protection from traffic?		X		
d	Is the drainage around the well acceptable? (no standing water, nor is well located in obvious drainage flow path)	X			
2	**Protective Casing**				
a	Is the protective casing free from apparent damage and able to be secured?	X			
b	Is the casing free of degradation or deterioration?	X			
c	Does the casing have a functioning weep hole?	X			
d	Is the annular space between casings clear of debris and water, or filled with pea gravel/sand?	X			
e	Is the well locked and is the lock in good condition?	X			
3	**Surface pad**				
a	Is the well pad in good condition (not cracked or broken)?	X			
b	Is the well pad sloped away from the protective casing?	X			
c	Is the well pad in complete contact with the protective casing?	X			
d	Is the well pad in complete contact with the ground surface and stable?(Not undermined by erosion, animal burrows, and does not move when stepped on).	X			
e	Is the pad surface clean (not covered with sediment or debris)?	X			
4	**Internal casing**				
a	Does the cap prevent entry of foreign material into the well?	X			
b	Is the casing free of kinks or bends, or any obstructions from foreign objects (such as bailers)?	X			
c	Is the well properly vented for equilibrium of air pressure?	X			
d	Is the survey point clearly marked on the inner casing?	X			
e	Is the depth of the well consistent with the original well log?	X			
f	Is the casing stable? (or does the PVC move easily when touched or can it be taken apart by hand due to lack of grout or use of slip couplings in construction)	X			
5	**Sampling (Groundwater Wells Only)**				
a	Does well recharge adequately when purged?	X			
b	If dedicated sampling equipment installed, is it in good condition and specified in the approved groundwater plan for the facility?	X			
c	Does the well require redevelopment (low-flow, turbid)?		X		

Comments: Include inspection details, including items requiring repair or maintenance.

N/A

Prepared By / Date: Dylan Quintal 8/10/2023 Dylan Quintal

DL/SME Review By / Date: Calli Provenza 8/16/2023

MONITORING WELL INSPECTION CHECKLIST

Stantec

Project Name:	Southern Company Arkwright
Plant Name:	Plant Arkwright
Plant Address:	5001 Arkwright Road, Macon, GA 31210
Project Number:	175569434
Goal/Task:	Hydrogeological investigation
Date:	8/7/2023
Monitoring Well No.:	ARGWC-9
Priority Maintenance Item Identified:	N/A

	Description	Yes	No	NA	Comments
1	**Location/Identification**				
a	Is the well visible and accessible?	X			
b	Is the well properly identified with the correct well ID?	X			
c	Is the well in a high traffic area and does the well require protection from traffic?		X		
d	Is the drainage around the well acceptable? (no standing water, nor is well located in obvious drainage flow path)	X			
2	**Protective Casing**				
a	Is the protective casing free from apparent damage and able to be secured?	X			
b	Is the casing free of degradation or deterioration?	X			
c	Does the casing have a functioning weep hole?	X			
d	Is the annular space between casings clear of debris and water, or filled with pea gravel/sand?	X			
e	Is the well locked and is the lock in good condition?	X			
3	**Surface pad**				
a	Is the well pad in good condition (not cracked or broken)?	X			
b	Is the well pad sloped away from the protective casing?	X			
c	Is the well pad in complete contact with the protective casing?	X			
d	Is the well pad in complete contact with the ground surface and stable?(Not undermined by erosion, animal burrows, and does not move when stepped on).	X			
e	Is the pad surface clean (not covered with sediment or debris)?	X			
4	**Internal casing**				
a	Does the cap prevent entry of foreign material into the well?	X			
b	Is the casing free of kinks or bends, or any obstructions from foreign objects (such as bailers)?	X			
c	Is the well properly vented for equilibrium of air pressure?	X			
d	Is the survey point clearly marked on the inner casing?	X			
e	Is the depth of the well consistent with the original well log?	X			
f	Is the casing stable? (or does the PVC move easily when touched or can it be taken apart by hand due to lack of grout or use of slip couplings in construction)	X			
5	**Sampling (Groundwater Wells Only)**				
a	Does well recharge adequately when purged?	X			
b	If dedicated sampling equipment installed, is it in good condition and specified in the approved groundwater plan for the facility?	X			
c	Does the well require redevelopment (low-flow, turbid)?		X		

Comments: Include inspection details, including items requiring repair or maintenance.

N/A

Prepared By / Date: John Myer 8/10/2023

DL/SME Review By / Date: Calli Provenza 8/16/2023

MONITORING WELL INSPECTION CHECKLIST

Stantec

Project Name: Southern Company Arkwright
Plant Name: Plant Arkwright
Plant Address: 5001 Arkwright Road, Macon, GA 31210
Project Number: 175569434
Goal/Task: Hydrogeological investigation
Date: 8/7/2023
Monitoring Well No.: ARGWC-8
Priority Maintenance Item Identified: N/A

	Description	Yes	No	NA	Comments
1	**Location/Identification**				
a	Is the well visible and accessible?	X			
b	Is the well properly identified with the correct well ID?	X			
c	Is the well in a high traffic area and does the well require protection from traffic?		X		
d	Is the drainage around the well acceptable? (no standing water, nor is well located in obvious drainage flow path)	X			
2	**Protective Casing**				
a	Is the protective casing free from apparent damage and able to be secured?	X			
b	Is the casing free of degradation or deterioration?	X			
c	Does the casing have a functioning weep hole?	X			
d	Is the annular space between casings clear of debris and water, or filled with pea gravel/sand?	X			
e	Is the well locked and is the lock in good condition?	X			
3	**Surface pad**				
a	Is the well pad in good condition (not cracked or broken)?	X			
b	Is the well pad sloped away from the protective casing?	X			
c	Is the well pad in complete contact with the protective casing?	X			
d	Is the well pad in complete contact with the ground surface and stable?(Not undermined by erosion, animal burrows, and does not move when stepped on).	X			
e	Is the pad surface clean (not covered with sediment or debris)?	X			
4	**Internal casing**				
a	Does the cap prevent entry of foreign material into the well?	X			
b	Is the casing free of kinks or bends, or any obstructions from foreign objects (such as bailers)?	X			
c	Is the well properly vented for equilibrium of air pressure?	X			
d	Is the survey point clearly marked on the inner casing?	X			
e	Is the depth of the well consistent with the original well log?	X			
f	Is the casing stable? (or does the PVC move easily when touched or can it be taken apart by hand due to lack of grout or use of slip couplings in construction)	X			
5	**Sampling (Groundwater Wells Only)**				
a	Does well recharge adequately when purged?	X			
b	If dedicated sampling equipment installed, is it in good condition and specified in the approved groundwater plan for the facility?	X			
c	Does the well require redevelopment (low-flow, turbid)?		X		

Comments: Include inspection details, including items requiring repair or maintenance.

N/A

Prepared By / Date: John Myer 8/10/2023 John Myer

DL/SME Review By / Date:

	Location/Identification				Protective Casing					Surface Pad			Internal Casing			
Well ID:	Visible and accessible	Properly identified with correct well ID	Located in high traffic area; does the well require protection from traffic	Acceptable drainage around well (no standing water, not located in obvious drainage flow path)	Free from apparent damage and able to be secured	No degradation or deterioration	Functioning weep hole	Annular space clear of debris and water, or filled with pea gravel/sand	Locked and is the lock in good condition	Good condition (not cracked/ broken)	Sloped away from the protective casing	In complete contact with the ground surface and stable	Cap prevents entry of foreign material into the well	Free of kinks/bends, or any obstructions from foreign objects (such as bailers)	Properly vented for equilibration of air pressure	Corrective actions as needed, by date:
AP-3																
ARGWA-3	Yes	Yes	No	Yes	Yes	Yes	Yes	Yes	Yes	Yes	Yes	Yes	Yes	Yes	Yes	NA
ARGWA-5	Yes	Yes	No	Yes	Yes	Yes	Yes	Yes	Yes	Yes	Yes	Yes	Yes	Yes	Yes	NA
ARGWA-12	Yes	Yes	No	Yes	Yes	Yes	Yes	Yes	Yes	Yes	Yes	Yes	Yes	Yes	Yes	NA
ARGWA-13	Yes	Yes	No	Yes	Yes	Yes	Yes	Yes	Yes	Yes	Yes	Yes	Yes	Yes	Yes	NA
ARGWA-14	Yes	Yes	No	Yes	Yes	Yes	Yes	Yes	Yes	Yes	Yes	Yes	Yes	Yes	Yes	NA
ARGWA-24	Yes	Yes	No	Yes	Yes	Yes	Yes	Yes	Yes	Yes	Yes	Yes	Yes	Yes	Yes	NA
ARGWC-15	Yes	Yes	No	Yes	Yes	Yes	Yes	Yes	Yes	Yes	Yes	Yes	Yes	Yes	Yes	NA
ARGWC-16	Yes	Yes	No	Yes	Yes	Yes	Yes	Yes	Yes	Yes	Yes	Yes	Yes	Yes	Yes	NA
ARGWC-17	Yes	Yes	No	Yes	Yes	Yes	Yes	Yes	Yes	Yes	Yes	Yes	Yes	Yes	Yes	NA
ARGWC-18	Yes	Yes	No	Yes	Yes	Yes	Yes	Yes	Yes	Yes	Yes	Yes	Yes	Yes	Yes	NA
ARAMW-4	Yes	Yes	No	Yes	Yes	Yes	Yes	Yes	Yes	Yes	Yes	Yes	Yes	Yes	Yes	NA
ARGWC-7	Yes	Yes	No	Yes	Yes	Yes	Yes	Yes	Yes	Yes	Yes	Yes	Yes	Yes	Yes	NA
ARGWC-8	Yes	Yes	No	Yes	Yes	Yes	Yes	Yes	Yes	Yes	Yes	Yes	Yes	Yes	Yes	NA
ARGWC-9	Yes	Yes	No	Yes	Yes	Yes	Yes	Yes	Yes	Yes	Yes	Yes	Yes	Yes	Yes	NA
ARGWC-10	Yes	Yes	No	Yes	Yes	Yes	Yes	Yes	Yes	Yes	Yes	Yes	Yes	Yes	Yes	NA

Appendix B
Field Sampling Data and Analytical Data Reports

B.1 Field Sampling Data

Low-Flow Test Report:

Test Date / Time: 8/10/2023 3:00:03 PM
Project: Arkwright
Operator Name: Dylan Quintal

Location Name: Arkwright, AP-3, ARGWA-5 **Latitude: 32.9323232089969** **Longitude: -83.7083071097732** **Well Diameter: 2 in** **Casing Type: PVC** **Screen Length: 10 ft** **Top of Screen: 20 ft** **Total Depth: 30 ft** **Initial Depth to Water: 22.73 ft**	**Pump Type: Dedicated QED Bladder** **Tubing Type: LDPE** **Pump Intake From TOC: 25 ft** **Estimated Total Volume Pumped: 3000 ml** **Flow Cell Volume: 90 ml** **Final Flow Rate: 300 ml/min** **Final Draw Down: 0.15 ft**	**Instrument Used: Aqua TROLL 400** **Serial Number: 843593**

Test Notes:
Hydrogen sulfide test result: 0.0 mg/L

Weather Conditions:
Partly cloudy, 89F

Low-Flow Readings:

Date Time	Elapsed Time	pH	Temperature	Specific Conductivity	RDO Concentration	Turbidity	ORP	Depth to Water	Flow
		+/- 0.1	+/- 0.5	+/- 5 %	+/- 10 %	+/- 10 %	+/- 10	+/- 0.33	
8/10/2023 3:00 PM	00:00	5.64 pH	19.64 °C	167.67 µS/cm	5.78 mg/L	3.10 NTU	168.7 mV	22.88 ft	300.00 ml/min
8/10/2023 3:05 PM	05:00	5.62 pH	19.61 °C	165.10 µS/cm	5.56 mg/L	2.45 NTU	160.6 mV	22.88 ft	300.00 ml/min
8/10/2023 3:10 PM	10:00	5.61 pH	19.67 °C	163.96 µS/cm	5.43 mg/L	2.95 NTU	197.1 mV	22.88 ft	300.00 ml/min

Samples

Sample ID:	Description:
ARK-ARGWA-5	9 bottles collected, Sample time: 1515

Created using VuSitu from In-Situ, Inc.

Low-Flow Test Report:

Test Date / Time: 8/9/2023 9:17:59 AM
Project: Arkwright (6)
Operator Name: Houston Lynn

Location Name: ARGWA-24 **Latitude: 32.932187010463** **Longitude: -83.7089468166232** **Well Diameter: 2 in** **Casing Type: PVC** **Screen Length: 10 ft** **Top of Screen: 18.13 ft** **Total Depth: 28.13 ft** **Initial Depth to Water: 20.1 ft**	**Pump Type: Peristaltic** **Tubing Type: Poly** **Pump Intake From TOC: 23.18 ft** **Estimated Total Volume Pumped: 1500 ml** **Flow Cell Volume: 90 ml** **Final Flow Rate: 100 ml/min** **Final Draw Down: 0 ft**	**Instrument Used: Aqua TROLL 400** **Serial Number: 966105**

Test Notes:
Sulfide test results: 0.0

Low-Flow Readings:

Date Time	Elapsed Time	pH	Temperature	Specific Conductivity	RDO Concentration	Turbidity	ORP	Depth to Water	Flow
		+/- 0.1	+/- 0.5	+/- 5 %	+/- 10 %	+/- 10 %	+/- 10	+/- 0.3	
8/9/2023 9:17 AM	00:00	5.73 pH	22.28 °C	152.35 µS/cm	2.62 mg/L	1.82 NTU	78.8 mV	20.10 ft	100.00 ml/min
8/9/2023 9:22 AM	05:00	5.70 pH	22.09 °C	152.25 µS/cm	2.62 mg/L	0.71 NTU	117.6 mV	20.10 ft	100.00 ml/min
8/9/2023 9:27 AM	10:00	5.70 pH	22.17 °C	151.66 µS/cm	2.48 mg/L	1.24 NTU	99.1 mV	20.10 ft	100.00 ml/min
8/9/2023 9:32 AM	15:00	5.70 pH	22.17 °C	151.61 µS/cm	2.44 mg/L	0.98 NTU	103.5 mV	20.10 ft	100.00 ml/min

Samples

Sample ID:	Description:
ARK-ARGWA-24	9 bottles collected Sample time 9:40
ARK-AP3-FB-02	7 bottles collected Sample time 10:00

Created using VuSitu from In-Situ, Inc.

Low-Flow Test Report:

Test Date / Time: 8/9/2023 11:14:49 AM
Project: Arkwright (7)
Operator Name: Houston Lynn

Location Name: ARK-ARAMW-04 **Latitude: 32.9283984122428** **Longitude: -83.7057650461793** **Well Diameter: 2 in** **Casing Type: PVC** **Screen Length: 10 ft** **Top of Screen: 47.63 ft** **Total Depth: 57.63 ft** **Initial Depth to Water: 21.95 ft**	**Pump Type: Peristaltic** **Tubing Type: Poly** **Pump Intake From TOC: 52.7 ft** **Estimated Total Volume Pumped: 2500 ml** **Flow Cell Volume: 90 ml** **Final Flow Rate: 100 ml/min** **Final Draw Down: 0 ft**	**Instrument Used: Aqua TROLL 400** **Serial Number: 966105**

Test Notes:
Sulfide test results: 0.0

Low-Flow Readings:

Date Time	Elapsed Time	pH	Temperature	Specific Conductivity	RDO Concentration	Turbidity	ORP	Depth to Water	Flow
		+/- 0.1	+/- 0.5	+/- 5 %	+/- 10 %	+/- 10 %	+/- 10	+/- 0.3	
8/9/2023 11:14 AM	00:00	5.96 pH	24.12 °C	1,705.7 µS/cm	1.90 mg/L	7.79 NTU	-90.9 mV	21.95 ft	100.00 ml/min
8/9/2023 11:19 AM	05:00	5.87 pH	22.04 °C	1,773.0 µS/cm	1.54 mg/L	1.74 NTU	-129.6 mV	21.95 ft	100.00 ml/min
8/9/2023 11:24 AM	10:00	5.77 pH	22.04 °C	1,843.1 µS/cm	1.03 mg/L	1.48 NTU	-117.3 mV	21.95 ft	100.00 ml/min
8/9/2023 11:29 AM	15:00	5.67 pH	22.17 °C	1,909.7 µS/cm	0.27 mg/L	1.52 NTU	-41.0 mV	21.95 ft	100.00 ml/min
8/9/2023 11:34 AM	20:00	5.64 pH	21.79 °C	1,903.0 µS/cm	0.26 mg/L	4.04 NTU	-31.9 mV	21.95 ft	100.00 ml/min
8/9/2023 11:39 AM	25:00	5.62 pH	21.82 °C	1,902.2 µS/cm	0.28 mg/L	1.20 NTU	-26.0 mV	21.95 ft	100.00 ml/min

Samples

Sample ID:	Description:
ARK-ARAMW-4	9 bottles collected Sample time 11:45

Created using VuSitu from In-Situ, Inc.

Low-Flow Test Report:

Test Date / Time: 8/9/2023 2:05:38 PM
Project: Arkwright
Operator Name: John Myer

Location Name: ARGWA-12 **Well Diameter: 2 in** **Casing Type: PVC** **Screen Length: 10 ft** **Top of Screen: 25.2 ft** **Total Depth: 35.2 ft** **Initial Depth to Water: 14.9 ft**	**Pump Type: Dedicated Bladder Pump** **Tubing Type: LDPE** **Pump Intake From TOC: 29.2 ft** **Estimated Total Volume Pumped: 2000 ml** **Flow Cell Volume: 90 ml** **Final Flow Rate: 100 ml/min** **Final Draw Down: 0.45 ft**	**Instrument Used: Aqua TROLL 400** **Serial Number: 883546**

Test Notes:
Sulfide: 0.0 mg/L

Weather Conditions:
Sunny 88 F

Low-Flow Readings:

Date Time	Elapsed Time	pH	Temperature	Specific Conductivity	RDO Concentration	Turbidity	ORP	Depth to Water	Flow
		+/- 0.1	+/- 0.5	+/- 5 %	+/- 10 %	+/- 10 %	+/- 10	+/- 0.3	
8/9/2023 2:05 PM	00:00	6.42 pH	25.85 °C	204.35 µS/cm	3.72 mg/L	2.40 NTU	106.7 mV	15.35 ft	100.00 ml/min
8/9/2023 2:10 PM	05:00	6.24 pH	20.99 °C	219.69 µS/cm	3.03 mg/L	2.19 NTU	113.4 mV	15.35 ft	100.00 ml/min
8/9/2023 2:15 PM	10:00	6.19 pH	20.52 °C	219.93 µS/cm	2.97 mg/L	1.72 NTU	151.6 mV	15.35 ft	100.00 ml/min
8/9/2023 2:20 PM	15:00	6.16 pH	20.31 °C	219.85 µS/cm	2.97 mg/L	0.96 NTU	119.9 mV	15.35 ft	100.00 ml/min
8/9/2023 2:25 PM	20:00	6.13 pH	20.25 °C	219.38 µS/cm	2.95 mg/L	1.15 NTU	150.4 mV	15.35 ft	100.00 ml/min

Samples

Sample ID:	Description:
ARK-ARGWA-12	9 bottles at 1430

Low-Flow Test Report:

Test Date / Time: 8/9/2023 2:49:40 PM
Project: Arkwright (9)
Operator Name: Houston Lynn

Location Name: ARK-ARGWC-17 **Latitude: 32.9283888441596** **Longitude: -83.7057097256184** **Well Diameter: 2 in** **Casing Type: PVC** **Screen Length: 10 ft** **Top of Screen: 24.5 ft** **Total Depth: 34.5 ft** **Initial Depth to Water: 22.77 ft**	**Pump Type: Bladder pump** **Tubing Type: HDPE** **Pump Intake From TOC: 29.5 ft** **Estimated Total Volume Pumped: 9000 ml** **Flow Cell Volume: 90 ml** **Final Flow Rate: 300 ml/min** **Final Draw Down: 0 ft**	**Instrument Used: Aqua TROLL 400** **Serial Number: 966105**

Test Notes:
Sulfide test results:0.0

Low-Flow Readings:

Date Time	Elapsed Time	pH	Temperature	Specific Conductivity	RDO Concentration	Turbidity	ORP	Depth to Water	Flow
		+/- 0.1	+/- 0.5	+/- 5 %	+/- 10 %	+/- 10 %	+/- 10	+/- 0.3	
8/9/2023 2:49 PM	00:00	5.12 pH	20.66 °C	573.53 µS/cm	1.23 mg/L	20.60 NTU	143.1 mV	22.77 ft	300.00 ml/min
8/9/2023 2:54 PM	05:00	5.04 pH	20.67 °C	569.26 µS/cm	0.65 mg/L	10.00 NTU	155.6 mV	22.77 ft	300.00 ml/min
8/9/2023 2:59 PM	10:00	5.02 pH	20.52 °C	567.13 µS/cm	0.47 mg/L	4.98 NTU	105.5 mV	22.77 ft	300.00 ml/min
8/9/2023 3:04 PM	15:00	5.01 pH	20.50 °C	559.98 µS/cm	0.50 mg/L	3.82 NTU	97.8 mV	22.77 ft	300.00 ml/min
8/9/2023 3:09 PM	20:00	5.00 pH	20.52 °C	555.37 µS/cm	0.38 mg/L	1.99 NTU	94.5 mV	22.77 ft	300.00 ml/min
8/9/2023 3:14 PM	25:00	4.99 pH	20.21 °C	550.29 µS/cm	0.33 mg/L	1.87 NTU	92.0 mV	22.77 ft	300.00 ml/min
8/9/2023 3:19 PM	30:00	4.99 pH	20.35 °C	549.01 µS/cm	0.31 mg/L	1.44 NTU	90.0 mV	22.77 ft	300.00 ml/min

Samples

Sample ID:	Description:
ARK-ARGWC-17	9 bottles collected at 1525
ARK-AP3-DUP-02	7 bottles collected at 1525 @ ARGWC-17

Low-Flow Test Report:

Test Date / Time: 8/9/2023 3:10:12 PM
Project: Arkwright
Operator Name: Dylan Ripley

Location Name: ARGWC-10 **Latitude: 32.9282819066882** **Longitude: -83.7083828821778** **Well Diameter: 2 in** **Casing Type: PVC** **Screen Length: 10 ft** **Top of Screen: 28.4 ft** **Total Depth: 38.4 ft** **Initial Depth to Water: 21.85 ft**	**Pump Type: Dedicated** **Tubing Type: LDPE** **Pump Intake From TOC: 33.4 ft** **Estimated Total Volume Pumped: 18156.666 ml** **Flow Cell Volume: 90 ml** **Final Flow Rate: 200 ml/min** **Final Draw Down: 0.1 ft**	**Instrument Used: Aqua TROLL 400** **Serial Number: 883561**

Test Notes:
Sulfides = 0.0 mg/L

Weather Conditions:
Sunny and clear

Low-Flow Readings:

Date Time	Elapsed Time	pH	Temperature	Specific Conductivity	RDO Concentration	Turbidity	ORP	Depth to Water	Flow
		+/- 0.1	+/- 0.5	+/- 5 %	+/- 10 %	+/- 10	+/- 10	+/- 0.3	
8/9/2023 3:10 PM	00:00	5.67 pH	23.38 °C	103.64 µS/cm	4.44 mg/L	15.20 NTU	219.0 mV	21.95 ft	200.00 ml/min
8/9/2023 3:15 PM	05:00	5.63 pH	21.16 °C	107.66 µS/cm	4.46 mg/L	18.20 NTU	213.6 mV	21.95 ft	200.00 ml/min
8/9/2023 3:20 PM	10:00	5.62 pH	21.02 °C	108.25 µS/cm	4.18 mg/L	22.90 NTU	231.1 mV	21.95 ft	200.00 ml/min
8/9/2023 3:20 PM	10:47	5.62 pH	21.01 °C	108.22 µS/cm	4.12 mg/L	23.00 NTU	230.7 mV	21.95 ft	200.00 ml/min
8/9/2023 3:25 PM	15:47	5.62 pH	20.86 °C	107.87 µS/cm	3.98 mg/L	17.40 NTU	211.5 mV	21.95 ft	200.00 ml/min
8/9/2023 3:30 PM	20:47	5.63 pH	20.84 °C	106.74 µS/cm	3.87 mg/L	14.60 NTU	208.8 mV	21.95 ft	200.00 ml/min
8/9/2023 3:35 PM	25:47	5.66 pH	20.84 °C	105.51 µS/cm	3.80 mg/L	11.80 NTU	206.1 mV	21.95 ft	200.00 ml/min
8/9/2023 3:40 PM	30:47	5.69 pH	20.91 °C	104.73 µS/cm	3.76 mg/L	11.00 NTU	220.0 mV	21.95 ft	200.00 ml/min
8/9/2023 3:45 PM	35:47	5.73 pH	20.93 °C	104.88 µS/cm	3.71 mg/L	9.40 NTU	203.6 mV	21.95 ft	200.00 ml/min
8/9/2023 3:50 PM	40:47	5.77 pH	20.86 °C	104.74 µS/cm	3.70 mg/L	9.60 NTU	202.8 mV	21.95 ft	200.00 ml/min
8/9/2023 3:55 PM	45:47	5.79 pH	20.81 °C	105.39 µS/cm	3.70 mg/L	7.68 NTU	203.3 mV	21.95 ft	200.00 ml/min
8/9/2023 4:00 PM	50:47	5.81 pH	20.82 °C	104.60 µS/cm	3.70 mg/L	8.67 NTU	213.5 mV	21.95 ft	200.00 ml/min
8/9/2023 4:05 PM	55:47	5.84 pH	20.91 °C	105.18 µS/cm	3.68 mg/L	6.19 NTU	201.2 mV	21.95 ft	200.00 ml/min

8/9/2023 4:10 PM	01:00:47	5.87 pH	20.87 °C	105.26 µS/cm	3.66 mg/L	6.62 NTU	200.5 mV	21.95 ft	200.00 ml/min
8/9/2023 4:15 PM	01:05:47	5.89 pH	20.90 °C	104.91 µS/cm	3.64 mg/L	5.60 NTU	197.8 mV	21.95 ft	200.00 ml/min
8/9/2023 4:20 PM	01:10:47	5.92 pH	20.83 °C	104.67 µS/cm	3.64 mg/L	5.62 NTU	197.0 mV	21.95 ft	200.00 ml/min
8/9/2023 4:25 PM	01:15:47	5.94 pH	20.84 °C	103.60 µS/cm	3.62 mg/L	5.01 NTU	196.4 mV	21.95 ft	200.00 ml/min
8/9/2023 4:30 PM	01:20:47	5.96 pH	20.87 °C	104.06 µS/cm	3.61 mg/L	4.51 NTU	196.6 mV	21.95 ft	200.00 ml/min
8/9/2023 4:35 PM	01:25:47	5.98 pH	20.93 °C	103.39 µS/cm	3.63 mg/L	4.67 NTU	194.6 mV	21.95 ft	200.00 ml/min
8/9/2023 4:40 PM	01:30:47	5.99 pH	20.93 °C	102.74 µS/cm	3.60 mg/L	4.17 NTU	194.8 mV	21.95 ft	200.00 ml/min

Samples

Sample ID:	Description:
ARK-ARGWC-10	
ARK-AP3-FD-03	

Low-Flow Test Report:

Test Date / Time: 8/9/2023 4:58:42 PM
Project: Arkwright (10)
Operator Name: Houston Lynn

Location Name: ARK-ARGWC-15 **Latitude: 32.9284485039559** **Longitude: -83.7045811861753** **Well Diameter: 2 in** **Casing Type: PVC** **Screen Length: 10 ft** **Top of Screen: 33.6 ft** **Total Depth: 43.6 ft** **Initial Depth to Water: 30.83 ft**	**Pump Type: Bladder pump** **Tubing Type: HDPE** **Pump Intake From TOC: 38 ft** **Estimated Total Volume Pumped: 2500 ml** **Flow Cell Volume: 90 ml** **Final Flow Rate: 100 ml/min** **Final Draw Down: 0.12 ft**	**Instrument Used: Aqua TROLL 400** **Serial Number: 966105**

Test Notes:
Sulfide test results: 0.0

Low-Flow Readings:

Date Time	Elapsed Time	pH	Temperature	Specific Conductivity	RDO Concentration	Turbidity	ORP	Depth to Water	Flow
		+/- 0.1	+/- 0.5	+/- 5 %	+/- 10 %	+/- 10 %	+/- 10	+/- 0.3	
8/9/2023 4:58 PM	00:00	6.49 pH	22.61 °C	233.73 µS/cm	3.83 mg/L	4.25 NTU	87.3 mV	30.83 ft	100.00 ml/min
8/9/2023 5:03 PM	05:00	6.44 pH	23.79 °C	228.43 µS/cm	3.82 mg/L	3.86 NTU	67.3 mV	30.83 ft	100.00 ml/min
8/9/2023 5:08 PM	10:00	6.47 pH	23.90 °C	234.46 µS/cm	3.29 mg/L	4.96 NTU	79.7 mV	30.95 ft	100.00 ml/min
8/9/2023 5:13 PM	15:00	6.51 pH	24.01 °C	241.72 µS/cm	3.01 mg/L	12.60 NTU	59.1 mV	30.95 ft	100.00 ml/min
8/9/2023 5:18 PM	20:00	6.52 pH	24.46 °C	239.85 µS/cm	2.61 mg/L	12.40 NTU	56.5 mV	30.95 ft	100.00 ml/min
8/9/2023 5:23 PM	25:00	6.53 pH	24.79 °C	244.51 µS/cm	2.58 mg/L	12.10 NTU	54.4 mV	30.95 ft	100.00 ml/min

Samples

Sample ID:	Description:
ARK-ARGWC-15	No sample due to turbidity. See 8/10/23 purge log for sample info.

Low-Flow Test Report:

Test Date / Time: 8/9/2023 5:13:24 PM
Project: Arkwright
Operator Name: John Myer

Location Name: ARGWA-13 **Well Diameter: 2 in** **Casing Type: PVC** **Screen Length: 10 ft** **Top of Screen: 33.9 ft** **Total Depth: 43.9 ft** **Initial Depth to Water: 24.32 ft**	**Pump Type: Dedicated Bladder Pump** **Tubing Type: LDPE** **Pump Intake From TOC: 38.3 ft** **Estimated Total Volume Pumped: 2500 ml** **Flow Cell Volume: 90 ml** **Final Flow Rate: 100 ml/min** **Final Draw Down: 0.18 ft**	**Instrument Used: Aqua TROLL 400** **Serial Number: 883546**

Test Notes:
Sulfide: 0.0 mg/L

Weather Conditions:
Sunny 91 F

Low-Flow Readings:

Date Time	Elapsed Time	pH	Temperature	Specific Conductivity	RDO Concentration	Turbidity	ORP	Depth to Water	Flow
		+/- 0.1	+/- 0.5	+/- 5 %	+/- 10 %	+/- 10 %	+/- 10	+/- 0.3	
8/9/2023 5:13 PM	00:00	6.51 pH	24.94 °C	1,114.3 µS/cm	4.07 mg/L	1.03 NTU	160.5 mV	24.50 ft	100.00 ml/min
8/9/2023 5:18 PM	05:00	6.11 pH	21.34 °C	1,440.9 µS/cm	2.71 mg/L	1.24 NTU	146.6 mV	24.50 ft	100.00 ml/min
8/9/2023 5:23 PM	10:00	6.01 pH	20.86 °C	1,578.0 µS/cm	1.80 mg/L	1.74 NTU	131.1 mV	24.50 ft	100.00 ml/min
8/9/2023 5:28 PM	15:00	5.98 pH	20.74 °C	1,608.9 µS/cm	1.49 mg/L	1.50 NTU	128.2 mV	24.50 ft	100.00 ml/min
8/9/2023 5:33 PM	20:00	5.95 pH	20.66 °C	1,608.2 µS/cm	1.59 mg/L	0.76 NTU	124.8 mV	24.50 ft	100.00 ml/min
8/9/2023 5:38 PM	25:00	5.94 pH	20.71 °C	1,617.6 µS/cm	1.50 mg/L	0.39 NTU	122.2 mV	24.50 ft	100.00 ml/min

Samples

Sample ID:	Description:
ARK-ARGWA-13	9 bottles at 1745
ARK-AP3-EB-02	7 bottles at 1830

Low-Flow Test Report:

Test Date / Time: 8/10/2023 8:46:24 AM
Project: Arkwright (11)
Operator Name: Houston Lynn

Location Name: ARK-ARGWC-15 **Latitude: 32.9284485039559** **Longitude: -83.7045811861753** **Well Diameter: 2 in** **Casing Type: PVC** **Screen Length: 10 ft** **Top of Screen: 33.6 ft** **Total Depth: 43.6 ft** **Initial Depth to Water: 32.5 ft**	**Pump Type: Bladder pump** **Tubing Type: HDPE** **Pump Intake From TOC: 38 ft** **Estimated Total Volume Pumped: 4500 ml** **Flow Cell Volume: 90 ml** **Final Flow Rate: 100 ml/min** **Final Draw Down: 0.61 ft**	**Instrument Used: Aqua TROLL 400** **Serial Number: 966105**

Test Notes:
Sulfide test results:0.0

Weather Conditions:
Cloudy 80 F

Low-Flow Readings:

Date Time	Elapsed Time	pH	Temperature	Specific Conductivity	RDO Concentration	Turbidity	ORP	Depth to Water	Flow
		+/- 0.1	+/- 0.5	+/- 5 %	+/- 10 %	+/- 10 %	+/- 10	+/- 0.3	
8/10/2023 8:46 AM	00:00	6.30 pH	21.54 °C	238.67 µS/cm	5.08 mg/L	11.50 NTU	99.7 mV	32.50 ft	100.00 ml/min
8/10/2023 8:51 AM	05:00	6.35 pH	21.61 °C	244.20 µS/cm	4.54 mg/L	9.56 NTU	102.3 mV	32.65 ft	100.00 ml/min
8/10/2023 8:56 AM	10:00	6.34 pH	21.86 °C	241.50 µS/cm	4.25 mg/L	10.50 NTU	72.6 mV	32.71 ft	100.00 ml/min
8/10/2023 9:01 AM	15:00	6.33 pH	22.06 °C	240.72 µS/cm	4.05 mg/L	9.97 NTU	68.8 mV	32.78 ft	100.00 ml/min
8/10/2023 9:06 AM	20:00	6.35 pH	22.30 °C	242.35 µS/cm	3.80 mg/L	7.89 NTU	66.2 mV	32.85 ft	100.00 ml/min
8/10/2023 9:11 AM	25:00	6.36 pH	22.44 °C	242.05 µS/cm	3.67 mg/L	6.71 NTU	64.6 mV	32.91 ft	100.00 ml/min
8/10/2023 9:16 AM	30:00	6.36 pH	22.62 °C	240.79 µS/cm	3.52 mg/L	5.94 NTU	63.7 mV	33.02 ft	100.00 ml/min
8/10/2023 9:21 AM	35:00	6.36 pH	22.62 °C	240.67 µS/cm	3.41 mg/L	4.99 NTU	62.9 mV	33.11 ft	100.00 ml/min
8/10/2023 9:26 AM	40:00	6.36 pH	22.97 °C	240.96 µS/cm	3.34 mg/L	4.59 NTU	62.2 mV	33.11 ft	100.00 ml/min
8/10/2023 9:31 AM	45:00	6.36 pH	23.44 °C	240.28 µS/cm	3.24 mg/L	4.45 NTU	62.1 mV	33.11 ft	100.00 ml/min

Samples

Sample ID:	Description:

ARK-ARGWC-15	9 bottles taken at 0935

Created using VuSitu from In-Situ, Inc.

Low-Flow Test Report:

Test Date / Time: 8/10/2023 8:52:06 AM
Project: Arkwright
Operator Name: Dylan Ripley

Location Name: ARGWC-18 **Latitude: 32.9256827235543** **Longitude: -83.7058455124497** **Well Diameter: 2 in** **Casing Type: PVC** **Screen Length: 10 ft** **Top of Screen: 40.2 ft** **Total Depth: 50.65 ft** **Initial Depth to Water: 29.4 ft**	**Pump Type: Dedicated** **Tubing Type: LDPE** **Pump Intake From TOC: 45.65 ft** **Estimated Total Volume Pumped: 32984 ml** **Flow Cell Volume: 90 ml** **Final Flow Rate: 100 ml/min** **Final Draw Down: 0 ft**	**Instrument Used: Aqua TROLL 400** **Serial Number: 728541**

Test Notes:
Sulfides = 0.0 mg/L

Weather Conditions:
Sunny Partly Cloudy

Low-Flow Readings:

Date Time	Elapsed Time	pH	Temperature	Specific Conductivity	RDO Concentration	Turbidity	ORP	Depth to Water	Flow
		+/- 0.1	+/- 0.5	+/- 5 %	+/- 10 %	+/- 10	+/- 10	+/- 0.3	
8/10/2023 8:52 AM	00:00	6.50 pH	21.42 °C	437.15 µS/cm	2.51 mg/L	2.94 NTU	-14.7 mV	29.50 ft	160.00 ml/min
8/10/2023 8:53 AM	01:52	6.32 pH	21.35 °C	555.58 µS/cm	2.24 mg/L	2.82 NTU	11.6 mV	29.50 ft	160.00 ml/min
8/10/2023 8:58 AM	06:52	6.15 pH	21.27 °C	605.88 µS/cm	1.73 mg/L	3.57 NTU	29.5 mV	29.50 ft	160.00 ml/min
8/10/2023 9:03 AM	11:52	6.13 pH	21.27 °C	607.43 µS/cm	1.41 mg/L	4.85 NTU	31.6 mV	29.50 ft	160.00 ml/min
8/10/2023 9:08 AM	16:52	6.13 pH	21.30 °C	611.03 µS/cm	1.17 mg/L	5.84 NTU	34.0 mV	29.50 ft	160.00 ml/min
8/10/2023 9:13 AM	21:52	6.12 pH	21.44 °C	613.11 µS/cm	0.95 mg/L	5.78 NTU	32.6 mV	29.50 ft	160.00 ml/min
8/10/2023 9:18 AM	26:52	6.11 pH	21.42 °C	614.69 µS/cm	0.79 mg/L	7.28 NTU	35.3 mV	29.50 ft	160.00 ml/min
8/10/2023 9:23 AM	31:52	6.11 pH	21.49 °C	616.20 µS/cm	0.65 mg/L	8.88 NTU	37.6 mV	29.50 ft	160.00 ml/min
8/10/2023 9:28 AM	36:52	6.10 pH	21.73 °C	614.88 µS/cm	0.58 mg/L	9.03 NTU	40.6 mV	29.50 ft	160.00 ml/min
8/10/2023 9:33 AM	41:52	6.10 pH	21.82 °C	615.76 µS/cm	0.46 mg/L	10.40 NTU	39.9 mV	29.50 ft	160.00 ml/min
8/10/2023 9:38 AM	46:52	6.10 pH	22.05 °C	616.80 µS/cm	0.40 mg/L	11.40 NTU	46.7 mV	29.50 ft	160.00 ml/min
8/10/2023 9:43 AM	51:52	6.09 pH	21.83 °C	617.19 µS/cm	0.36 mg/L	13.00 NTU	43.9 mV	29.50 ft	160.00 ml/min
8/10/2023 9:48 AM	56:52	6.09 pH	21.42 °C	617.46 µS/cm	0.31 mg/L	11.70 NTU	43.3 mV	29.50 ft	160.00 ml/min

8/10/2023 9:50 AM	58:39	6.10 pH	21.27 °C	617.64 µS/cm	0.31 mg/L	12.00 NTU	43.9 mV	29.50 ft	160.00 ml/min
8/10/2023 9:55 AM	01:03:39	6.10 pH	20.99 °C	618.43 µS/cm	0.28 mg/L	11.20 NTU	42.9 mV	29.50 ft	160.00 ml/min
8/10/2023 10:00 AM	01:08:39	6.10 pH	20.93 °C	619.03 µS/cm	0.26 mg/L	12.10 NTU	41.7 mV	29.50 ft	160.00 ml/min
8/10/2023 10:05 AM	01:13:39	6.10 pH	20.93 °C	618.12 µS/cm	0.24 mg/L	12.50 NTU	40.5 mV	29.50 ft	160.00 ml/min
8/10/2023 10:10 AM	01:18:39	6.10 pH	20.97 °C	620.22 µS/cm	0.22 mg/L	12.70 NTU	44.3 mV	29.50 ft	160.00 ml/min
8/10/2023 10:15 AM	01:23:39	6.10 pH	20.88 °C	620.40 µS/cm	0.21 mg/L	12.40 NTU	44.5 mV	29.50 ft	160.00 ml/min
8/10/2023 10:20 AM	01:28:39	6.11 pH	20.76 °C	620.05 µS/cm	0.20 mg/L	13.60 NTU	39.7 mV	29.50 ft	160.00 ml/min
8/10/2023 10:25 AM	01:33:39	6.10 pH	21.10 °C	622.33 µS/cm	0.20 mg/L	12.20 NTU	39.3 mV	29.40 ft	100.00 ml/min
8/10/2023 10:30 AM	01:38:39	6.10 pH	21.41 °C	623.30 µS/cm	0.23 mg/L	12.20 NTU	45.0 mV	29.40 ft	100.00 ml/min
8/10/2023 10:35 AM	01:43:39	6.09 pH	21.46 °C	624.43 µS/cm	0.27 mg/L	11.80 NTU	47.9 mV	29.40 ft	100.00 ml/min
8/10/2023 10:40 AM	01:48:39	6.09 pH	21.46 °C	623.06 µS/cm	0.26 mg/L	12.10 NTU	43.1 mV	29.40 ft	100.00 ml/min
8/10/2023 10:45 AM	01:53:39	6.10 pH	21.38 °C	622.83 µS/cm	0.27 mg/L	11.40 NTU	43.0 mV	29.40 ft	100.00 ml/min
8/10/2023 10:50 AM	01:58:39	6.10 pH	21.24 °C	622.93 µS/cm	0.28 mg/L	11.40 NTU	42.7 mV	29.40 ft	100.00 ml/min
8/10/2023 10:55 AM	02:03:39	6.10 pH	21.19 °C	622.16 µS/cm	0.28 mg/L	11.10 NTU	43.4 mV	29.40 ft	100.00 ml/min
8/10/2023 11:00 AM	02:08:39	6.10 pH	21.38 °C	623.21 µS/cm	0.28 mg/L	11.30 NTU	43.0 mV	29.40 ft	100.00 ml/min
8/10/2023 11:05 AM	02:13:39	6.10 pH	21.73 °C	620.57 µS/cm	0.28 mg/L	12.20 NTU	44.3 mV	29.40 ft	100.00 ml/min
8/10/2023 11:10 AM	02:18:39	6.09 pH	22.03 °C	621.73 µS/cm	0.28 mg/L	11.00 NTU	51.0 mV	29.40 ft	100.00 ml/min
8/10/2023 11:15 AM	02:23:39	6.09 pH	21.84 °C	621.64 µS/cm	0.28 mg/L	11.30 NTU	44.7 mV	29.40 ft	100.00 ml/min
8/10/2023 11:20 AM	02:28:39	6.09 pH	22.09 °C	622.13 µS/cm	0.28 mg/L	11.90 NTU	51.5 mV	29.40 ft	100.00 ml/min
8/10/2023 11:25 AM	02:33:39	6.08 pH	22.41 °C	622.18 µS/cm	0.29 mg/L	11.40 NTU	53.2 mV	29.40 ft	100.00 ml/min
8/10/2023 11:30 AM	02:38:39	6.08 pH	22.66 °C	621.39 µS/cm	0.28 mg/L	11.50 NTU	46.9 mV	29.40 ft	100.00 ml/min
8/10/2023 11:35 AM	02:43:39	6.07 pH	22.98 °C	620.21 µS/cm	0.28 mg/L	11.70 NTU	47.3 mV	29.40 ft	100.00 ml/min
8/10/2023 11:40 AM	02:48:39	6.07 pH	23.18 °C	620.04 µS/cm	0.28 mg/L	10.90 NTU	47.7 mV	29.40 ft	100.00 ml/min
8/10/2023 11:45 AM	02:53:39	6.08 pH	22.67 °C	620.50 µS/cm	0.28 mg/L	11.10 NTU	54.3 mV	29.40 ft	100.00 ml/min
8/10/2023 11:50 AM	02:58:39	6.08 pH	22.85 °C	622.94 µS/cm	0.28 mg/L	10.90 NTU	56.0 mV	29.40 ft	100.00 ml/min
8/10/2023 11:55 AM	03:03:39	6.08 pH	23.03 °C	620.23 µS/cm	0.28 mg/L	11.00 NTU	49.2 mV	29.40 ft	100.00 ml/min
8/10/2023 12:00 PM	03:08:39	6.08 pH	22.90 °C	621.11 µS/cm	0.28 mg/L	11.50 NTU	49.0 mV	29.40 ft	100.00 ml/min
8/10/2023 12:05 PM	03:13:39	6.07 pH	23.09 °C	622.14 µS/cm	0.28 mg/L	11.00 NTU	56.9 mV	29.40 ft	100.00 ml/min
8/10/2023 12:10 PM	03:18:39	6.07 pH	23.19 °C	622.49 µS/cm	0.28 mg/L	10.80 NTU	57.8 mV	29.40 ft	100.00 ml/min

8/10/2023 12:15 PM	03:23:39	6.07 pH	23.49 °C	620.92 µS/cm	0.28 mg/L	11.30 NTU	50.3 mV	29.40 ft	100.00 ml/min
8/10/2023 12:20 PM	03:28:39	6.07 pH	23.61 °C	623.25 µS/cm	0.28 mg/L	10.40 NTU	58.1 mV	29.40 ft	100.00 ml/min
8/10/2023 12:25 PM	03:33:39	6.07 pH	23.53 °C	621.93 µS/cm	0.28 mg/L	10.60 NTU	51.9 mV	29.40 ft	100.00 ml/min
8/10/2023 12:30 PM	03:38:39	6.07 pH	23.75 °C	621.30 µS/cm	0.28 mg/L	10.10 NTU	52.1 mV	29.40 ft	100.00 ml/min
8/10/2023 12:35 PM	03:43:39	6.06 pH	23.70 °C	621.60 µS/cm	0.28 mg/L	10.90 NTU	62.2 mV	29.40 ft	100.00 ml/min
8/10/2023 12:40 PM	03:48:39	6.06 pH	23.80 °C	620.88 µS/cm	0.28 mg/L	11.90 NTU	63.4 mV	29.40 ft	100.00 ml/min
8/10/2023 12:45 PM	03:53:39	6.06 pH	23.88 °C	620.87 µS/cm	0.28 mg/L	11.60 NTU	54.4 mV	29.40 ft	100.00 ml/min
8/10/2023 12:50 PM	03:58:39	6.06 pH	23.89 °C	621.52 µS/cm	0.31 mg/L	10.70 NTU	54.8 mV	29.40 ft	100.00 ml/min
8/10/2023 12:55 PM	04:03:39	6.06 pH	23.98 °C	621.84 µS/cm	0.32 mg/L	10.20 NTU	64.0 mV	29.40 ft	100.00 ml/min
8/10/2023 1:00 PM	04:08:39	6.06 pH	24.03 °C	621.73 µS/cm	0.42 mg/L	10.20 NTU	54.4 mV	29.40 ft	100.00 ml/min
8/10/2023 1:05 PM	04:13:39	6.06 pH	23.93 °C	619.19 µS/cm	0.41 mg/L	10.00 NTU	55.0 mV	29.40 ft	100.00 ml/min
8/10/2023 1:10 PM	04:18:39	6.06 pH	23.97 °C	619.25 µS/cm	0.40 mg/L	10.80 NTU	55.0 mV	29.40 ft	100.00 ml/min
8/10/2023 1:15 PM	04:23:39	6.08 pH	23.72 °C	618.54 µS/cm	0.38 mg/L	9.69 NTU	54.7 mV	29.40 ft	100.00 ml/min
8/10/2023 1:20 PM	04:28:39	6.08 pH	23.16 °C	618.00 µS/cm	0.37 mg/L	10.50 NTU	51.9 mV	29.40 ft	100.00 ml/min
8/10/2023 1:25 PM	04:33:39	6.09 pH	23.12 °C	618.76 µS/cm	0.35 mg/L	11.00 NTU	51.5 mV	29.40 ft	100.00 ml/min

Samples

Sample ID:	Description:
ARK-ARGWC-18	Sampled at 1150

Low-Flow Test Report:

Test Date / Time: 8/10/2023 9:14:50 AM
Project: Arkwright
Operator Name: John Myer

Location Name: ARGWC-9 **Latitude: 32.927528275264** **Longitude: -83.7081056088209** **Well Diameter: 2 in** **Casing Type: PVC** **Screen Length: 10 ft** **Top of Screen: 28.2 ft** **Total Depth: 38.2 ft** **Initial Depth to Water: 21.38 ft**	**Pump Type: Dedicated Bladder Pump** **Tubing Type: LDPE** **Pump Intake From TOC: 33.2 ft** **Estimated Total Volume Pumped: 6750 ml** **Flow Cell Volume: 90 ml** **Final Flow Rate: 450 ml/min** **Final Draw Down: 0.27 ft**	**Instrument Used: Aqua TROLL 400** **Serial Number: 883546**

Test Notes:
Sulfide: 0.0 mg/L

Weather Conditions:
Sunny 79 F

Low-Flow Readings:

Date Time	Elapsed Time	pH	Temperature	Specific Conductivity	RDO Concentration	Turbidity	ORP	Depth to Water	Flow
		+/- 0.1	+/- 0.5	+/- 5 %	+/- 10 %	+/- 10 %	+/- 10	+/- 0.3	
8/10/2023 9:14 AM	00:00	6.47 pH	22.15 °C	79.42 µS/cm	7.17 mg/L	0.88 NTU	145.7 mV	21.65 ft	450.00 ml/min
8/10/2023 9:19 AM	05:00	6.12 pH	20.80 °C	79.67 µS/cm	6.97 mg/L	0.71 NTU	126.5 mV	21.65 ft	450.00 ml/min
8/10/2023 9:24 AM	10:00	6.11 pH	20.77 °C	79.71 µS/cm	6.96 mg/L	0.79 NTU	122.9 mV	21.65 ft	450.00 ml/min
8/10/2023 9:29 AM	15:00	6.10 pH	20.93 °C	79.47 µS/cm	6.93 mg/L	1.19 NTU	124.0 mV	21.65 ft	450.00 ml/min

Samples

Sample ID:	Description:
ARK-ARGWC-9	9 bottles at 0935
ARK-AP3-FB-03	7 bottle at 1000

Low-Flow Test Report:

Test Date / Time: 8/10/2023 11:55:58 AM
Project: Arkwright
Operator Name: John Myer

Location Name: ARGWC-8 **Latitude: 32.9258121779641** **Longitude: -83.7071115151048** **Well Diameter: 2 in** **Casing Type: PVC** **Screen Length: 10 ft** **Top of Screen: 33.22 ft** **Total Depth: 43.22 ft** **Initial Depth to Water: 26.4 ft**	**Pump Type: Dedicated Bladder Pump** **Tubing Type: LDPE** **Pump Intake From TOC: 38.2 ft** **Estimated Total Volume Pumped: 3000 ml** **Flow Cell Volume: 90 ml** **Final Flow Rate: 200 ml/min** **Final Draw Down: 0.2 ft**	**Instrument Used: Aqua TROLL 400** **Serial Number: 883546**

Test Notes:
Sulfide: 0.0 mg/L

Weather Conditions:
Sunny 84 F

Low-Flow Readings:

Date Time	Elapsed Time	pH	Temperature	Specific Conductivity	RDO Concentration	Turbidity	ORP	Depth to Water	Flow
		+/- 0.1	+/- 0.5	+/- 5 %	+/- 10 %	+/- 10 %	+/- 10	+/- 0.3	
8/10/2023 11:55 AM	00:00	6.57 pH	22.53 °C	436.30 µS/cm	0.34 mg/L	2.50 NTU	83.6 mV	26.60 ft	200.00 ml/min
8/10/2023 12:00 PM	05:00	6.61 pH	21.17 °C	443.58 µS/cm	0.21 mg/L	3.43 NTU	76.4 mV	26.60 ft	200.00 ml/min
8/10/2023 12:05 PM	10:00	6.64 pH	21.15 °C	445.03 µS/cm	0.17 mg/L	2.75 NTU	72.8 mV	26.60 ft	200.00 ml/min
8/10/2023 12:10 PM	15:00	6.63 pH	21.22 °C	444.98 µS/cm	0.15 mg/L	2.18 NTU	70.7 mV	26.60 ft	200.00 ml/min

Samples

Sample ID:	Description:
ARK-ARGWC-8	9 bottles at 1215

Created using VuSitu from In-Situ, Inc.

Low-Flow Test Report:

Test Date / Time: 8/10/2023 12:10:33 PM
Project: Arkwright (12)
Operator Name: Houston Lynn

Location Name: ARK-ARGWA-14 **Latitude: 32.9298907391475** **Longitude: -83.704437687993** **Well Diameter: 2 in** **Casing Type: PVC** **Screen Length: 10 ft** **Top of Screen: 49 ft** **Total Depth: 59 ft** **Initial Depth to Water: 45.12 ft**	**Pump Type: Bladder pump** **Tubing Type: HDPE** **Pump Intake From TOC: 44 ft** **Estimated Total Volume Pumped: 5190 ml** **Flow Cell Volume: 90 ml** **Final Flow Rate: 100 ml/min** **Final Draw Down: 3.3 ft**	**Instrument Used: Aqua TROLL 400** **Serial Number: 966105**

Test Notes:
Sulfide test results :0.0

Low-Flow Readings:

Date Time	Elapsed Time	pH	Temperature	Specific Conductivity	RDO Concentration	Turbidity	ORP	Depth to Water	Flow
		+/- 0.1	+/- 0.5	+/- 5 %	+/- 10 %	+/- 10 %	+/- 10	+/- 0.3	
8/10/2023 12:10 PM	00:00	6.76 pH	21.37 °C	432.06 µS/cm	7.23 mg/L	2.60 NTU	90.6 mV	45.12 ft	100.00 ml/min
8/10/2023 12:15 PM	05:00	6.75 pH	21.67 °C	476.98 µS/cm	6.96 mg/L	0.84 NTU	65.6 mV	45.82 ft	100.00 ml/min
8/10/2023 12:20 PM	10:00	6.72 pH	21.64 °C	476.16 µS/cm	6.84 mg/L	0.47 NTU	62.4 mV	45.26 ft	100.00 ml/min
8/10/2023 12:25 PM	15:00	6.67 pH	21.87 °C	432.29 µS/cm	6.81 mg/L	0.38 NTU	62.2 mV	46.75 ft	100.00 ml/min
8/10/2023 12:30 PM	20:00	6.59 pH	21.97 °C	373.53 µS/cm	6.91 mg/L	0.40 NTU	63.0 mV	47.20 ft	100.00 ml/min
8/10/2023 12:35 PM	25:00	6.50 pH	21.86 °C	314.71 µS/cm	6.90 mg/L	0.37 NTU	64.0 mV	47.79 ft	100.00 ml/min
8/10/2023 12:40 PM	30:00	6.45 pH	22.00 °C	290.05 µS/cm	6.90 mg/L	0.42 NTU	64.4 mV	48.08 ft	100.00 ml/min
8/10/2023 12:44 PM	33:29	6.43 pH	22.04 °C	277.63 µS/cm	6.86 mg/L	0.49 NTU	67.1 mV	48.35 ft	100.00 ml/min
8/10/2023 12:47 PM	36:54	6.42 pH	22.11 °C	267.96 µS/cm	6.84 mg/L	0.23 NTU	68.9 mV	48.42 ft	100.00 ml/min
8/10/2023 12:52 PM	41:54	6.42 pH	22.23 °C	261.25 µS/cm	6.77 mg/L	0.71 NTU	84.6 mV	48.42 ft	100.00 ml/min
8/10/2023 12:57 PM	46:54	6.42 pH	22.25 °C	251.49 µS/cm	6.72 mg/L	0.41 NTU	65.8 mV	48.42 ft	100.00 ml/min
8/10/2023 1:02 PM	51:54	6.43 pH	22.41 °C	251.22 µS/cm	6.74 mg/L	0.32 NTU	64.4 mV	48.42 ft	100.00 ml/min

Samples

Sample ID:	Description:

ARK-ARGWA-14	9 bottles at 13:05
ARK-AP3-EB-03	7 bottles collected at 1330

Created using VuSitu from In-Situ, Inc.

Low-Flow Test Report:

Test Date / Time: 8/10/2023 2:08:13 PM
Project: Arkwright
Operator Name: John Myer

Location Name: ARGWC-7 **Latitude: 32.9255276594358** **Longitude: -83.7046291306615** **Well Diameter: 2 in** **Casing Type: PVC** **Screen Length: 10 ft** **Top of Screen: 40.2 ft** **Total Depth: 50.2 ft** **Initial Depth to Water: 24.05 ft**	**Pump Type: Dedicated Bladder Pump** **Tubing Type: LDPE** **Pump Intake From TOC: 45.2 ft** **Estimated Total Volume Pumped: 1846.667 ml** **Flow Cell Volume: 90 ml** **Final Flow Rate: 100 ml/min** **Final Draw Down: 0.05 ft**	**Instrument Used: Aqua TROLL 400** **Serial Number: 883546**

Test Notes:
Sulfides: 0.0 mg/L

Weather Conditions:
Sunny 87 F

Low-Flow Readings:

Date Time	Elapsed Time	pH	Temperature	Specific Conductivity	RDO Concentration	Turbidity	ORP	Depth to Water	Flow
		+/- 0.1	+/- 0.5	+/- 5 %	+/- 10 %	+/- 10 %	+/- 10	+/- 0.3	
8/10/2023 2:08 PM	00:00	6.14 pH	26.28 °C	159.54 µS/cm	3.92 mg/L	2.51 NTU	157.2 mV	24.10 ft	100.00 ml/min
8/10/2023 2:11 PM	03:28	5.85 pH	24.10 °C	161.27 µS/cm	3.77 mg/L	0.63 NTU	151.5 mV	24.10 ft	100.00 ml/min
8/10/2023 2:16 PM	08:28	5.74 pH	23.68 °C	161.92 µS/cm	3.65 mg/L	1.64 NTU	135.7 mV	24.10 ft	100.00 ml/min
8/10/2023 2:21 PM	13:28	5.72 pH	23.09 °C	162.28 µS/cm	3.59 mg/L	0.92 NTU	171.9 mV	24.10 ft	100.00 ml/min
8/10/2023 2:26 PM	18:28	5.69 pH	22.96 °C	162.39 µS/cm	3.57 mg/L	0.43 NTU	130.1 mV	24.10 ft	100.00 ml/min

Samples

Sample ID:	Description:
ARK-ARGWC-7	9 bottles at time 1430

Created using VuSitu from In-Situ, Inc.

Low-Flow Test Report:

Test Date / Time: 8/10/2023 3:16:53 PM
Project: Arkwright (13)
Operator Name: Houston Lynn

Location Name: ARK-ARGWC-16 **Latitude: 32.9278732917912** **Longitude: -83.7052121758461** **Well Diameter: 2 in** **Casing Type: PVC** **Screen Length: 10 ft** **Top of Screen: 24.5 ft** **Total Depth: 34.5 ft** **Initial Depth to Water: 20.72 ft**	**Pump Type: Bladder pump** **Tubing Type: HDPE** **Pump Intake From TOC: 29.5 ft** **Estimated Total Volume Pumped: 4000 ml** **Flow Cell Volume: 90 ml** **Final Flow Rate: 100 ml/min** **Final Draw Down: 0 ft**	**Instrument Used: Aqua TROLL 400** **Serial Number: 966105**

Test Notes:
Sulfide test results:0.0

Low-Flow Readings:

Date Time	Elapsed Time	pH	Temperature	Specific Conductivity	RDO Concentration	Turbidity	ORP	Depth to Water	Flow
		+/- 0.1	+/- 0.5	+/- 5 %	+/- 10 %	+/- 10 %	+/- 10	+/- 0.3	
8/10/2023 3:16 PM	00:00	5.40 pH	27.38 °C	760.67 µS/cm	6.13 mg/L	1.14 NTU	152.5 mV	20.72 ft	100.00 ml/min
8/10/2023 3:21 PM	05:00	5.16 pH	25.78 °C	728.51 µS/cm	1.43 mg/L	1.34 NTU	122.9 mV	20.72 ft	100.00 ml/min
8/10/2023 3:26 PM	10:00	5.16 pH	25.60 °C	723.66 µS/cm	1.67 mg/L	0.67 NTU	107.4 mV	20.72 ft	100.00 ml/min
8/10/2023 3:31 PM	15:00	5.17 pH	24.73 °C	722.31 µS/cm	2.10 mg/L	0.83 NTU	140.3 mV	20.72 ft	100.00 ml/min
8/10/2023 3:36 PM	20:00	5.16 pH	24.28 °C	722.01 µS/cm	2.41 mg/L	0.66 NTU	100.5 mV	20.72 ft	100.00 ml/min
8/10/2023 3:41 PM	25:00	5.16 pH	24.89 °C	722.64 µS/cm	2.23 mg/L	0.72 NTU	96.7 mV	20.72 ft	100.00 ml/min
8/10/2023 3:46 PM	30:00	5.16 pH	24.71 °C	716.93 µS/cm	2.07 mg/L	0.62 NTU	130.1 mV	20.72 ft	100.00 ml/min
8/10/2023 3:51 PM	35:00	5.15 pH	24.78 °C	720.48 µS/cm	1.93 mg/L	0.95 NTU	97.1 mV	20.72 ft	100.00 ml/min
8/10/2023 3:56 PM	40:00	5.15 pH	24.56 °C	716.53 µS/cm	2.03 mg/L	0.58 NTU	94.0 mV	20.72 ft	100.00 ml/min

Samples

Sample ID:	Description:
ARK-ARGWC-16	9 bottles sampled at 1605

This file can be opened directly in Microsoft Excel *(or you can Export a CSV)*

How can I auto-import these files?

Test Properties
Test Type = Low-Flow Test
Test Date / Time = 2023-08-09 17:10:40
Time Offset = -04:00:00
Operator Name = Dylan Quintal
Project = Arkwright
Initial Depth to Water = 34.62 ft
Flow Cell Volume = 90 ml
Final Draw Down = 0.18 ft
Estimated Total Volume Pumped = 9000 ml

Pump Properties
Pump Type = Dedicated QED Bladder
Flow Rate = 200 ml/min
Final Flow Rate = 200 ml/min
Pump Intake From TOC = 44.5 ft

Tubing Properties
Tubing Type = LDPE

Location Properties
Location Name = Arkwright, AP-3, ARGWA-3
Location ID = a557ebd2-8263-490d-8a2c-bbb0bf0a1ddb
Latitude = 32.9323561329911 °
Longitude = -83.7076030299067 °

Well Properties
Well Diameter = 2 in
Casing Type = PVC
Screen Length = 10 ft
Total Depth = 49.5 ft
Top of Screen = 39.5 ft

Instrument Properties
Device Model = Aqua TROLL 400
Device SN = 843593

Date Time	Elapsed Time	Depth to Water (ft)	Flow (ml/min)	Turbidity (NTU)	RDO Concentration (mg/L) (849169)	RDO Saturation (%Sat) (849169)	Oxygen Partial Pressure (Torr) (849169)	Actual Conductivity (µS/c
2023-08-09 17:10:40	00:00:00	34.85	200	17.1	6.271786	70.17747	96.39859	84.81104
2023-08-09 17:15:40	00:05:00	34.85	200	15.6	6.210701	69.677	95.69135	85.59742
2023-08-09 17:20:40	00:10:00	34.8	200	11.5	6.209905	69.86005	95.92181	86.52863
2023-08-09 17:25:40	00:15:00	34.8	200	8.54	6.169971	69.46658	95.37541	86.31145
2023-08-09 17:30:40	00:20:00	34.8	200	8.88	6.175816	69.4535	95.36609	85.90739
2023-08-09 17:35:40	00:25:00	34.8	200	6.55	6.204225	69.80154	95.84087	86.36493
2023-08-09 17:40:40	00:30:00	34.8	200	4.69	6.191802	69.74821	95.75816	86.70942
2023-08-09 17:45:40	00:35:00	34.8	200	3.43	6.192137	69.73741	95.74492	86.60459
2023-08-09 17:50:40	00:40:00	34.8	200	3.94	6.196945	69.79967	95.82951	86.54875
2023-08-09 17:55:40	00:45:00	34.8	200	4.96	6.164614	69.31213	95.17367	86.25984

Samples
ARK-ARGWA-3: 9 bottles, Sample time: 1815

Notes
Test Notes: Hydrogen sulfide test result: 0.0 mg/L
Weather Conditions: Partly cloudy, 91F

Low-Flow Test Report:

Test Date / Time: 1/25/2024 9:00:29 AM
Project: Arkwright
Operator Name: Zach Levy

Location Name: ARAMW-4 **Latitude: 32.928423330952754** **Longitude: -83.70577399810338** **Well Diameter: 2 in** **Casing Type: PVC** **Screen Length: 10 ft** **Top of Screen: 47.3 ft** **Total Depth: 57.3 ft** **Initial Depth to Water: 22.07 ft**	**Pump Type: Peristaltic pump** **Tubing Type: LDPE** **Pump Intake From TOC: 52.3 ft** **Estimated Total Volume Pumped: 5000 ml** **Flow Cell Volume: 90 ml** **Final Flow Rate: 250 ml/min** **Final Draw Down: 0.17 ft**	**Instrument Used: Aqua TROLL 400** **Serial Number: 952637**

Test Notes:
Hydrogen sulfide: 0.0 mg/L
Peristaltic pump
Pump speed: 49.8
Turbidimeter S/N: 23100D000373
WL meter S/N: 28839

Weather Conditions:
Rainy

Low-Flow Readings:

Date Time	Elapsed Time	pH	Temperature	Specific Conductivity	RDO Concentration	Turbidity	ORP	Depth to Water	Flow
		+/- 0.1	+/- 0.5	+/- 5 %	+/- 10 %	+/- 10 %	+/- 10	+/- 0.5	
1/25/2024 9:00 AM	00:00	5.63 pH	19.32 °C	2,146.1 µS/cm	0.49 mg/L	1.08 NTU	62.5 mV	22.23 ft	250.00 ml/min
1/25/2024 9:05 AM	05:00	5.60 pH	19.00 °C	2,178.7 µS/cm	0.21 mg/L	0.65 NTU	36.4 mV	22.23 ft	250.00 ml/min
1/25/2024 9:10 AM	10:00	5.61 pH	18.97 °C	2,173.4 µS/cm	0.20 mg/L	0.73 NTU	28.5 mV	22.23 ft	250.00 ml/min
1/25/2024 9:15 AM	15:00	5.59 pH	19.00 °C	2,163.6 µS/cm	0.17 mg/L	0.48 NTU	27.5 mV	22.23 ft	250.00 ml/min
1/25/2024 9:20 AM	20:00	5.59 pH	19.06 °C	2,167.3 µS/cm	0.14 mg/L	0.46 NTU	26.6 mV	22.24 ft	250.00 ml/min

Samples

Sample ID:	Description:
ARK-ARAMW-4	Sample time: 09:25; 9 bottles: radium, TDS, anions, metals, nitrate/nitrite, alkalinity, Fe2+/Mn2+

Low-Flow Test Report:

Test Date / Time: 1/24/2024 2:52:17 PM
Project: Arkwright
Operator Name: Zach Levy

Location Name: ARGWA-3 **Latitude: 32.93239308308119** **Longitude: -83.70757645898053** **Well Diameter: 2 in** **Casing Type: PVC** **Screen Length: 10 ft** **Top of Screen: 32.1 ft** **Total Depth: 42.3 ft** **Initial Depth to Water: 35.06 ft**	**Pump Type: Dedicated bladder** **Tubing Type: LDPE** **Pump Intake From TOC: 41.9 ft** **Estimated Total Volume Pumped: 7500 ml** **Flow Cell Volume: 90 ml** **Final Flow Rate: 250 ml/min** **Final Draw Down: 0.2 ft**	**Instrument Used: Aqua TROLL 400** **Serial Number: 952637**

Test Notes:
Hydrogen sulfide: 0.0 mg/L
MP-50 S/N: 02
ID: 103
PSI: 30
Turbidimeter S/N: 23100D000373
WL meter S/N: 28839

Weather Conditions:
Cloudy

Low-Flow Readings:

Date Time	Elapsed Time	pH	Temperature	Specific Conductivity	RDO Concentration	Turbidity	ORP	Depth to Water	Flow
		+/- 0.1	+/- 0.5	+/- 5 %	+/- 10 %	+/- 10 %	+/- 10	+/- 0.5	
1/24/2024 2:52 PM	00:00	6.23 pH	19.87 °C	91.91 µS/cm	6.22 mg/L	4.64 NTU	123.3 mV	35.22 ft	250.00 ml/min
1/24/2024 2:57 PM	05:00	6.05 pH	19.59 °C	91.14 µS/cm	6.18 mg/L	4.96 NTU	114.3 mV	35.23 ft	250.00 ml/min
1/24/2024 3:02 PM	10:00	6.03 pH	19.50 °C	91.15 µS/cm	6.19 mg/L	4.65 NTU	138.8 mV	35.25 ft	250.00 ml/min
1/24/2024 3:07 PM	15:00	6.03 pH	19.46 °C	91.13 µS/cm	6.19 mg/L	4.54 NTU	136.8 mV	35.25 ft	250.00 ml/min
1/24/2024 3:12 PM	20:00	6.03 pH	19.48 °C	90.89 µS/cm	6.18 mg/L	4.41 NTU	134.3 mV	35.26 ft	250.00 ml/min
1/24/2024 3:17 PM	25:00	6.02 pH	19.63 °C	90.82 µS/cm	6.15 mg/L	4.09 NTU	132.5 mV	35.26 ft	250.00 ml/min
1/24/2024 3:22 PM	30:00	6.03 pH	20.22 °C	90.52 µS/cm	6.08 mg/L	2.97 NTU	130.6 mV	35.26 ft	250.00 ml/min

Samples

Sample ID:	Description:
ARK-ARGWA-3	Sample time: 15:25; 9 bottles: radium, TDS, anions, metals, nitrate/nitrite, alkalinity, Fe2+/Mn2+
ARK-AP3-EB-04	Sample time: 15:45; 7 bottles: radium, TDS, anions, metals, nitrate/nitrite

Created using VuSitu from In-Situ, Inc.

Low-Flow Test Report:

Test Date / Time: 1/24/2024 2:19:37 PM
Project: Arkwright
Operator Name: E. Scheiben

Location Name: ARGWA-5 **Latitude: 32.93241052200334** **Longitude: -83.70829641604647** **Well Diameter: 2 in** **Casing Type: PVC** **Screen Length: 10 ft** **Top of Screen: 22.3 ft** **Total Depth: 32.6 ft** **Initial Depth to Water: 23.11 ft**	**Pump Type: Dedicated bladder pump** **Tubing Type: LDPE** **Tubing Inner Diameter: 0.17 in** **Tubing Length: 35 ft** **Pump Intake From TOC: 28.0 ft** **Estimated Total Volume Pumped: 7500 ml** **Flow Cell Volume: 90 ml** **Final Flow Rate: 300 ml/min** **Final Draw Down: 0 ft**	**Instrument Used: Aqua TROLL 400** **Serial Number: 966105**

Test Notes:
MP-50 Serial#: MP-50-06
ID: 48
Pressure: 30
Turbidity Serial #23100D000368
WL Meter Serial #: removed. Rental ID 29051
Sulfide = 0 mg/L

Weather Conditions:
Overcast

Low-Flow Readings:

Date Time	Elapsed Time	pH	Temperature	Specific Conductivity	RDO Concentration	Turbidity	ORP	Depth to Water	Flow
		+/- 0.1	+/- 0.5	+/- 5 %	+/- 10 %	+/- 10 %	+/- 10	+/- 0.5	
1/24/2024 2:19 PM	00:00	6.05 pH	18.71 °C	174.53 µS/cm	5.37 mg/L	5.81 NTU	91.9 mV	23.11 ft	300.00 ml/min
1/24/2024 2:24 PM	05:00	5.84 pH	18.60 °C	171.94 µS/cm	5.12 mg/L	3.78 NTU	113.6 mV	23.11 ft	300.00 ml/min
1/24/2024 2:29 PM	10:00	5.83 pH	18.61 °C	166.94 µS/cm	4.95 mg/L	1.33 NTU	111.2 mV	23.11 ft	300.00 ml/min
1/24/2024 2:34 PM	15:00	5.82 pH	18.61 °C	165.80 µS/cm	4.60 mg/L	0.64 NTU	139.5 mV	23.11 ft	300.00 ml/min
1/24/2024 2:39 PM	20:00	5.80 pH	18.63 °C	166.16 µS/cm	4.37 mg/L	0.75 NTU	117.9 mV	23.11 ft	300.00 ml/min
1/24/2024 2:44 PM	25:00	5.81 pH	18.63 °C	165.07 µS/cm	4.24 mg/L	0.81 NTU	101.9 mV	23.11 ft	300.00 ml/min

Samples

Sample ID:	Description:

ARK-ARGWA-5	9 bottles filled at 14:50 (3) Ra-226/Ra-228 (1) Metals (1)Fe2+/Mn2+ [filtered] (1) anions (1) Nitrate/Nitrite (1) TDS (1) Alkalinity
ARK-AP3-FD-04	7 bottles filled at ARGWA-5 (3) Ra-226/Ra-228 (1) Metals (1)Anions (1) Nitrate/Nitrite (1) TDS

Created using VuSitu from In-Situ, Inc.

Low-Flow Test Report:

Test Date / Time: 1/25/2024 2:52:19 PM
Project: Arkwright
Operator Name: Dylan Ripley

Location Name: ARGWA-12 **Latitude: 32.932892084584374** **Longitude: -83.71092749656152** **Well Diameter: 2 in** **Casing Type: PVC** **Screen Length: 10 ft** **Top of Screen: 23.5 ft** **Total Depth: 33.8 ft** **Initial Depth to Water: 15.9 ft**	**Pump Type: Dedicated bladder** **Tubing Type: LDPE** **Pump Intake From TOC: 26.7 ft** **Estimated Total Volume Pumped: 4064.583 ml** **Flow Cell Volume: 90 ml** **Final Flow Rate: 125 ml/min** **Final Draw Down: 0.38 ft**	**Instrument Used: Aqua TROLL 400** **Serial Number: 965586**

Test Notes:

Sampler lost connectivity to probe during sampling leading to an early reading at 22 min 31 sec. Readings for the 15:14 sample line should not be considered as part of the stabilization criteria.

MP50 S/N: 07
ID: 97
PSI: 20
Turbidimeter S/N: 23060D000342
WLM S/N: T11FF2104058JH
Sulfide = 0.0 mg/L

Weather Conditions:
Mostly Cloudy
23 °C

Low-Flow Readings:

Date Time	Elapsed Time	pH	Temperature	Specific Conductivity	RDO Concentration	Turbidity	ORP	Depth to Water	Flow
		+/- 0.1	+/- 0.5	+/- 5 %	+/- 10 %	+/- 10 %	+/- 10	+/- 0.5	
1/25/2024 2:52 PM	00:00	5.89 pH	20.34 °C	199.51 µS/cm	3.64 mg/L	0.38 NTU	181.2 mV	16.17 ft	125.00 ml/min
1/25/2024 2:57 PM	05:00	5.88 pH	19.81 °C	202.18 µS/cm	3.37 mg/L	0.36 NTU	138.0 mV	16.19 ft	125.00 ml/min
1/25/2024 3:02 PM	10:00	5.85 pH	19.79 °C	186.38 µS/cm	2.92 mg/L	0.50 NTU	157.8 mV	16.23 ft	125.00 ml/min
1/25/2024 3:07 PM	15:00	5.84 pH	19.96 °C	188.56 µS/cm	2.71 mg/L	0.47 NTU	154.2 mV	16.28 ft	125.00 ml/min
1/25/2024 3:12 PM	20:00	5.85 pH	20.04 °C	192.07 µS/cm	2.63 mg/L	0.48 NTU	122.2 mV	16.28 ft	125.00 ml/min
1/25/2024 3:14 PM	22:31	5.85 pH	19.85 °C	191.40 µS/cm	2.82 mg/L	0.45 NTU	137.7 mV	16.28 ft	125.00 ml/min
1/25/2024 3:19 PM	27:31	5.84 pH	19.99 °C	191.69 µS/cm	2.57 mg/L	0.41 NTU	142.4 mV	16.28 ft	125.00 ml/min
1/25/2024 3:24 PM	32:31	5.85 pH	19.88 °C	194.17 µS/cm	2.66 mg/L	0.40 NTU	117.1 mV	16.28 ft	125.00 ml/min

Samples

Sample ID:	Description:
ARK-ARGWA-12	1530 9 Bottles Radium TDS Anions Metals Alkalinity Nitrate/Nitrite Fe2+/Mn2+

Created using VuSitu from In-Situ, Inc.

Low-Flow Test Report:

Test Date / Time: 1/25/2024 9:12:29 AM
Project: Arkwright
Operator Name: Dylan Ripley

Location Name: ARGWA-13 **Latitude: 32.891347376967936** **Longitude: -83.71465931811343** **Well Diameter: 2 in** **Casing Type: PVC** **Screen Length: 10 ft** **Top of Screen: 33.9 ft** **Total Depth: 44.2 ft** **Initial Depth to Water: 24.62 ft**	**Pump Type: Dedicated bladder** **Tubing Type: LDPE** **Pump Intake From TOC: 38.4 ft** **Estimated Total Volume Pumped: 3625 ml** **Flow Cell Volume: 90 ml** **Final Flow Rate: 125 ml/min** **Final Draw Down: 0.28 ft**	**Instrument Used: Aqua TROLL 400** **Serial Number: 965586**

Test Notes:
MP50 S/N: 07
ID: 103
PSI: 20
Turbidimeter S/N: 23060D000342
WLM S/N: T11FF2104058JH
HS = 0.0 mg/L

Weather Conditions:
Overcast, chance of rain
18 °C

Low-Flow Readings:

Date Time	Elapsed Time	pH	Temperature	Specific Conductivity	RDO Concentration	Turbidity	ORP	Depth to Water	Flow
		+/- 0.1	+/- 0.5	+/- 5 %	+/- 10 %	+/- 10 %	+/- 10	+/- 0.5	
1/25/2024 9:12 AM	00:00	5.86 pH	17.78 °C	1,522.1 µS/cm	1.93 mg/L	9.53 NTU	143.9 mV	24.90 ft	100.00 ml/min
1/25/2024 9:17 AM	05:00	5.81 pH	17.80 °C	1,242.1 µS/cm	2.27 mg/L	6.98 NTU	109.1 mV	24.90 ft	100.00 ml/min
1/25/2024 9:22 AM	10:00	5.79 pH	17.85 °C	1,182.6 µS/cm	2.24 mg/L	4.39 NTU	101.2 mV	24.90 ft	150.00 ml/min
1/25/2024 9:27 AM	15:00	5.78 pH	17.89 °C	1,174.5 µS/cm	2.31 mg/L	2.20 NTU	131.4 mV	24.90 ft	125.00 ml/min
1/25/2024 9:32 AM	20:00	5.78 pH	17.94 °C	1,148.7 µS/cm	2.36 mg/L	1.47 NTU	98.6 mV	24.90 ft	125.00 ml/min
1/25/2024 9:37 AM	25:00	5.76 pH	17.95 °C	1,138.0 µS/cm	2.31 mg/L	1.32 NTU	129.2 mV	24.90 ft	125.00 ml/min
1/25/2024 9:42 AM	30:00	5.76 pH	17.98 °C	1,125.3 µS/cm	2.32 mg/L	0.85 NTU	97.7 mV	24.90 ft	125.00 ml/min

Samples

Sample ID:	Description:
ARK-ARGWA-13	0950 9 bottles Radium TDS Anions Metals Nitrate/Nitrite Alkalinity Fe2+/Mn2+

Created using VuSitu from In-Situ, Inc.

Low-Flow Test Report:

Test Date / Time: 1/24/2024 12:52:52 PM
Project: Arkwright
Operator Name: J. Myer

Location Name: ARGWA-14 **Latitude: 32.94494228011805** **Longitude: -83.71969074234597** **Well Diameter: 2 in** **Casing Type: PVC** **Screen Length: 10 ft** **Top of Screen: 49 ft** **Total Depth: 59.3 ft** **Initial Depth to Water: 41.41 ft**	**Pump Type: Dedicated Bladder Pump** **Tubing Type: LDPE** **Pump Intake From TOC: 52.9 ft** **Estimated Total Volume Pumped: 8000 ml** **Flow Cell Volume: 90 ml** **Final Flow Rate: 100 ml/min** **Final Draw Down: 7.14 ft**	**Instrument Used: Aqua TROLL 400** **Serial Number: 989630**

Test Notes:
AquaTroll #: 989630
Hach: 22690D00345
DTW Meter: 11FF2205011ML
MP50 #: 35
ID: 103
PSI: 25
Hydrogen Sulfide: 0.0 mg/L
Water dropped below top of pump at 40:00

Weather Conditions:
Showers 18C

Low-Flow Readings:

Date Time	Elapsed Time	pH	Temperature	Specific Conductivity	RDO Concentration	Turbidity	ORP	Depth to Water	Flow
		+/- 0.1	+/- 0.5	+/- 5 %	+/- 10 %	+/- 10 %	+/- 10	+/- 0.5	
1/24/2024 12:52 PM	00:00	6.89 pH	17.23 °C	504.77 µS/cm	6.87 mg/L	1.35 NTU	103.4 mV	42.45 ft	100.00 ml/min
1/24/2024 12:57 PM	05:00	6.84 pH	17.73 °C	516.73 µS/cm	7.49 mg/L	1.30 NTU	69.6 mV	43.25 ft	100.00 ml/min
1/24/2024 1:02 PM	10:00	6.82 pH	17.88 °C	511.17 µS/cm	7.96 mg/L	0.58 NTU	60.8 mV	44.10 ft	100.00 ml/min
1/24/2024 1:07 PM	15:00	6.80 pH	17.92 °C	477.80 µS/cm	7.85 mg/L	0.73 NTU	57.5 mV	44.95 ft	100.00 ml/min
1/24/2024 1:12 PM	20:00	6.77 pH	17.94 °C	445.21 µS/cm	7.66 mg/L	0.83 NTU	56.4 mV	45.70 ft	100.00 ml/min
1/24/2024 1:17 PM	25:00	6.75 pH	17.90 °C	412.96 µS/cm	7.52 mg/L	0.48 NTU	55.6 mV	46.45 ft	100.00 ml/min
1/24/2024 1:22 PM	30:00	6.72 pH	17.89 °C	378.28 µS/cm	7.39 mg/L	0.38 NTU	53.6 mV	47.20 ft	100.00 ml/min
1/24/2024 1:27 PM	35:00	6.67 pH	17.91 °C	340.21 µS/cm	7.18 mg/L	0.45 NTU	55.5 mV	47.90 ft	100.00 ml/min

1/24/2024 1:32 PM	40:00	6.64 pH	17.91 °C	314.48 µS/cm	6.96 mg/L	0.44 NTU	54.8 mV	48.55 ft	100.00 ml/min
1/24/2024 1:37 PM	45:00	6.64 pH	17.95 °C	300.57 µS/cm	6.84 mg/L	0.64 NTU	52.5 mV	48.55 ft	100.00 ml/min
1/24/2024 1:42 PM	50:00	6.66 pH	17.95 °C	290.11 µS/cm	6.79 mg/L	0.37 NTU	44.8 mV	48.55 ft	100.00 ml/min
1/24/2024 1:47 PM	55:00	6.71 pH	17.92 °C	339.83 µS/cm	6.84 mg/L	1.07 NTU	47.7 mV	48.55 ft	100.00 ml/min
1/24/2024 1:52 PM	01:00:00	6.77 pH	17.94 °C	417.72 µS/cm	6.85 mg/L	1.34 NTU	44.7 mV	48.55 ft	100.00 ml/min
1/24/2024 1:57 PM	01:05:00	6.80 pH	17.91 °C	465.93 µS/cm	6.85 mg/L	2.60 NTU	47.8 mV	48.55 ft	100.00 ml/min
1/24/2024 2:02 PM	01:10:00	6.82 pH	17.99 °C	483.11 µS/cm	6.97 mg/L	3.11 NTU	38.0 mV	48.55 ft	100.00 ml/min
1/24/2024 2:07 PM	01:15:00	6.84 pH	17.96 °C	494.72 µS/cm	7.05 mg/L	3.12 NTU	36.5 mV	48.55 ft	100.00 ml/min
1/24/2024 2:12 PM	01:20:00	6.84 pH	17.98 °C	506.17 µS/cm	7.08 mg/L	3.08 NTU	39.3 mV	48.55 ft	100.00 ml/min

Samples

Sample ID:	Description:
ARK-ARGWA-14	Sample Time: 1415 4 Bottles Metals TDS Anions Fe2+/Mn2+ 4 bottles Radiologicals Alkalinity Nitrate/Nitrite collected morning of 01/25/2024 (only 1.75 of 3 bottles for Radium due to water level draw down to pump intake) Well went dry during sampling. Well allowed to recover within 24 hours before finishing sampling

Low-Flow Test Report:

Test Date / Time: 1/24/2024 10:48:58 AM
Project: Arkwright
Operator Name: J. Myer

Location Name: ARGWA-24 **Well Diameter: 2 in** **Casing Type: PVC** **Screen Length: 10 ft** **Top of Screen: 17.90 ft** **Total Depth: 28.20 ft** **Initial Depth to Water: 20.38 ft**	**Pump Type: Peristaltic Pump** **Tubing Type: LDPE** **Pump Intake From TOC: 23.8 ft** **Estimated Total Volume Pumped: 4255 ml** **Flow Cell Volume: 90 ml** **Final Flow Rate: 150 ml/min** **Final Draw Down: 0.07 ft**	**Instrument Used: Aqua TROLL 400** **Serial Number: 989630**

Test Notes:
AquaTroll #: 989630
Hach: 22690D00345
DTW Meter: 11FF2205011ML
Alexis Peristaltic Pump: 24051
Pump Speed: 35.0
Hydrogen Sulfide: 0.0 mg/L

Weather Conditions:
Showers 14 °C

Low-Flow Readings:

Date Time	Elapsed Time	pH	Temperature	Specific Conductivity	RDO Concentration	Turbidity	ORP	Depth to Water	Flow
		+/- 0.1	+/- 0.5	+/- 5 %	+/- 10 %	+/- 10 %	+/- 10	+/- 0.5	
1/24/2024 10:48 AM	00:00	5.76 pH	16.02 °C	174.22 µS/cm	2.40 mg/L	1.71 NTU	139.0 mV	20.45 ft	150.00 ml/min
1/24/2024 10:53 AM	05:00	5.71 pH	18.20 °C	161.77 µS/cm	1.01 mg/L	0.64 NTU	123.9 mV	20.45 ft	150.00 ml/min
1/24/2024 10:57 AM	08:22	5.70 pH	18.31 °C	161.45 µS/cm	1.02 mg/L	0.64 NTU	155.2 mV	20.45 ft	150.00 ml/min
1/24/2024 11:02 AM	13:22	5.71 pH	18.49 °C	159.98 µS/cm	1.14 mg/L	0.82 NTU	126.9 mV	20.45 ft	150.00 ml/min
1/24/2024 11:07 AM	18:22	5.71 pH	18.54 °C	159.28 µS/cm	1.37 mg/L	0.96 NTU	123.6 mV	20.45 ft	150.00 ml/min
1/24/2024 11:12 AM	23:22	5.71 pH	18.62 °C	158.78 µS/cm	1.54 mg/L	0.78 NTU	121.6 mV	20.45 ft	150.00 ml/min
1/24/2024 11:17 AM	28:22	5.70 pH	18.57 °C	159.06 µS/cm	1.47 mg/L	0.64 NTU	139.1 mV	20.45 ft	150.00 ml/min

Samples

Sample ID:	Description:

ARK-ARGWA-24	Sample Time: 1120 9 bottles Metals Radiologicals TDS Anions Alkalinity Nitrate/Nitrite Fe2+/Mn2+
ARK-AP3-FB-04	Sample Time: 1200 7 bottles Metals Radiologicals TDS Anions Nitrate/Nitrite

Created using VuSitu from In-Situ, Inc.

Low-Flow Test Report:

Test Date / Time: 1/25/2024 12:32:16 PM
Project: Arkwright
Operator Name: Dylan Ripley

Location Name: ARGWC-7 **Latitude: 32.92240854559336** **Longitude: -83.71236998756108** **Well Diameter: 2 in** **Casing Type: PVC** **Screen Length: 10 ft** **Top of Screen: 38.3 ft** **Total Depth: 48.6 ft** **Initial Depth to Water: 24.31 ft**	**Pump Type: Dedicated bladder** **Tubing Type: LDPE** **Pump Intake From TOC: 42.2 ft** **Estimated Total Volume Pumped: 5900 ml** **Flow Cell Volume: 90 ml** **Final Flow Rate: 225 ml/min** **Final Draw Down: 0.14 ft**	**Instrument Used: Aqua TROLL 400** **Serial Number: 965586**

Test Notes:
MP50 S/N: 07
ID: 109
PSI: 20
Turbidimeter S/N: 23060D000342
WLM S/N: T11FF2104058JH
HS = 0.0 mg/L

Weather Conditions:
Partly cloudy
21 °C

Low-Flow Readings:

Date Time	Elapsed Time	pH	Temperature	Specific Conductivity	RDO Concentration	Turbidity	ORP	Depth to Water	Flow
		+/- 0.1	+/- 0.5	+/- 5 %	+/- 10 %	+/- 10 %	+/- 10	+/- 0.5	
1/25/2024 12:32 PM	00:00	5.77 pH	19.86 °C	161.77 µS/cm	4.18 mg/L	3.52 NTU	112.8 mV	24.39 ft	100.00 ml/min
1/25/2024 12:37 PM	05:00	5.75 pH	19.81 °C	160.35 µS/cm	3.95 mg/L	2.51 NTU	100.0 mV	24.40 ft	125.00 ml/min
1/25/2024 12:40 PM	08:12	5.76 pH	19.69 °C	158.35 µS/cm	3.93 mg/L	1.51 NTU	127.6 mV	24.41 ft	150.00 ml/min
1/25/2024 12:45 PM	13:12	5.76 pH	19.73 °C	159.23 µS/cm	3.93 mg/L	1.21 NTU	95.5 mV	24.41 ft	175.00 ml/min
1/25/2024 12:50 PM	18:12	5.76 pH	19.58 °C	159.44 µS/cm	3.95 mg/L	0.99 NTU	94.5 mV	24.45 ft	225.00 ml/min
1/25/2024 12:55 PM	23:12	5.75 pH	19.63 °C	159.46 µS/cm	3.89 mg/L	0.88 NTU	93.1 mV	24.45 ft	225.00 ml/min
1/25/2024 1:00 PM	28:12	5.75 pH	19.59 °C	159.17 µS/cm	3.77 mg/L	0.46 NTU	92.8 mV	24.45 ft	225.00 ml/min
1/25/2024 1:05 PM	33:12	5.74 pH	19.51 °C	158.78 µS/cm	3.76 mg/L	0.36 NTU	92.3 mV	24.45 ft	225.00 ml/min

Samples

Sample ID:	Description:
ARK-ARGWC-7	1315 9 bottles Radium TDS Anions Metals Alkalinity Nitrate/Nitrite Fe2+/Mn2+

Created using VuSitu from In-Situ, Inc.

Low-Flow Test Report:

Test Date / Time: 1/25/2024 2:12:58 PM
Project: Arkwright
Operator Name: E. Scheiben

Location Name: ARGWC-8 **Latitude: 32.9257815029146** **Longitude: -83.7072778120637** **Well Diameter: 2 in** **Casing Type: PVC** **Screen Length: 10 ft** **Top of Screen: 32.9 ft** **Total Depth: 43.2 ft** **Initial Depth to Water: 26.35 ft**	**Pump Type: Dedicated bladder pump** **Tubing Type: LDPE** **Tubing Inner Diameter: 0.17 in** **Tubing Length: 37 ft** **Pump Intake From TOC: 37.7 ft** **Estimated Total Volume Pumped: 9000 ml** **Flow Cell Volume: 90 ml** **Final Flow Rate: 300 ml/min** **Final Draw Down: 0 ft**	**Instrument Used: Aqua TROLL 400** **Serial Number: 966105**

Test Notes:
MP-50 Serial#: MP-50-06
ID: 48
Pressure: 20
Turbidity Serial #23100D000368
WL Meter Serial #: removed. Rental ID 29051
Sulfide = 0 mg/L

Weather Conditions:
Overcast 70 °F

Low-Flow Readings:

Date Time	Elapsed Time	pH	Temperature	Specific Conductivity	RDO Concentration	Turbidity	ORP	Depth to Water	Flow
		+/- 0.1	+/- 0.5	+/- 5 %	+/- 10 %	+/- 10 %	+/- 10	+/- 0.5	
1/25/2024 2:12 PM	00:00	6.50 pH	22.67 °C	392.22 µS/cm	3.09 mg/L	1.19 NTU	93.2 mV	26.35 ft	300.00 ml/min
1/25/2024 2:17 PM	05:00	6.50 pH	20.21 °C	406.00 µS/cm	0.39 mg/L	1.09 NTU	55.9 mV	26.35 ft	300.00 ml/min
1/25/2024 2:22 PM	10:00	6.49 pH	20.20 °C	406.30 µS/cm	0.23 mg/L	1.05 NTU	66.9 mV	26.35 ft	300.00 ml/min
1/25/2024 2:27 PM	15:00	6.48 pH	20.21 °C	406.48 µS/cm	0.20 mg/L	0.97 NTU	44.5 mV	26.35 ft	300.00 ml/min
1/25/2024 2:32 PM	20:00	6.50 pH	20.23 °C	406.06 µS/cm	0.20 mg/L	0.99 NTU	40.6 mV	26.35 ft	300.00 ml/min
1/25/2024 2:37 PM	25:00	6.50 pH	20.24 °C	408.44 µS/cm	0.23 mg/L	0.78 NTU	39.3 mV	26.35 ft	300.00 ml/min
1/25/2024 2:42 PM	30:00	6.51 pH	20.21 °C	404.80 µS/cm	0.25 mg/L	0.84 NTU	37.0 mV	26.35 ft	300.00 ml/min

Samples

Sample ID:	Description:
ARGWC-8	9 bottles filled at 14:50 (3) Ra-226/Ra-228 (1) Metals (1)Fe2+/Mn2+ [filtered] (1) anions (1) Nitrate/Nitrite (1) TDS (1) Alkalinity

Created using VuSitu from In-Situ, Inc.

Low-Flow Test Report:

Test Date / Time: 1/25/2024 12:11:17 PM
Project: Arkwright
Operator Name: E. Scheiben

Location Name: ARGWC-9 **Latitude: 32.927546004531** **Longitude: -83.7080419063568** **Well Diameter: 2 in** **Casing Type: PVC** **Screen Length: 10 ft** **Top of Screen: 28.4 ft** **Total Depth: 40.1 ft** **Initial Depth to Water: 21.8 ft**	**Pump Type: Dedicated bladder pump** **Tubing Type: LDPE** **Tubing Inner Diameter: 0.17 in** **Tubing Length: 37 ft** **Pump Intake From TOC: 32.6 ft** **Estimated Total Volume Pumped: 10000 ml** **Flow Cell Volume: 90 ml** **Final Flow Rate: 400 ml/min** **Final Draw Down: 0 ft**	**Instrument Used: Aqua TROLL 400** **Serial Number: 966105**

Test Notes:
MP-50 Serial #: MP-50-06
ID:82
Pressure:20
Turbidity Serial #23100D000368
WL Meter Serial #: removed. Rental ID 29051
Sulfide = 0 mg/L

Weather Conditions:
Overcast 65˚F

Low-Flow Readings:

Date Time	Elapsed Time	pH	Temperature	Specific Conductivity	RDO Concentration	Turbidity	ORP	Depth to Water	Flow
		+/- 0.1	+/- 0.5	+/- 5 %	+/- 10 %	+/- 10 %	+/- 10	+/- 0.5	
1/25/2024 12:11 PM	00:00	6.13 pH	22.40 °C	71.25 µS/cm	7.19 mg/L	3.15 NTU	98.3 mV	21.80 ft	400.00 ml/min
1/25/2024 12:16 PM	05:00	5.96 pH	20.57 °C	73.45 µS/cm	7.58 mg/L	4.01 NTU	100.7 mV	21.80 ft	400.00 ml/min
1/25/2024 12:21 PM	10:00	5.96 pH	20.46 °C	73.59 µS/cm	7.58 mg/L	2.33 NTU	96.3 mV	21.80 ft	400.00 ml/min
1/25/2024 12:26 PM	15:00	5.97 pH	20.48 °C	73.77 µS/cm	7.56 mg/L	3.17 NTU	92.9 mV	21.80 ft	400.00 ml/min
1/25/2024 12:31 PM	20:00	5.95 pH	20.48 °C	73.91 µS/cm	7.58 mg/L	1.48 NTU	89.9 mV	21.80 ft	400.00 ml/min
1/25/2024 12:36 PM	25:00	5.96 pH	20.44 °C	73.86 µS/cm	7.56 mg/L	1.04 NTU	89.3 mV	21.80 ft	400.00 ml/min

Samples

Sample ID:	Description:

ARK-ARGWC-9	9 bottles filled at 12:45 (3) Ra-226/Ra-228 (1) Metals (1)Fe2+/Mn2+ [filtered] (1) anions (1) Nitrate/Nitrite (1) TDS (1) Alkalinity
ARK-AP3-FD-05	7 bottles filled at ARGWC-9 (3) Ra-226/Ra-228 (1) Metals (1)Anions (1) Nitrate/Nitrite (1) TDS

Created using VuSitu from In-Situ, Inc.

Low-Flow Test Report:

Test Date / Time: 1/25/2024 11:46:14 AM
Project: Arkwright
Operator Name: J. Myer

Location Name: ARGWC-10 **Well Diameter: 2 in** **Casing Type: PVC** **Screen Length: 10 ft** **Top of Screen: 28.1 ft** **Total Depth: 38.4 ft** **Initial Depth to Water: 22.05 ft**	**Pump Type: Dedicated Bladder Pump** **Tubing Type: LDPE** **Pump Intake From TOC: 32.9 ft** **Estimated Total Volume Pumped: 10500 ml** **Flow Cell Volume: 90 ml** **Final Flow Rate: 100 ml/min** **Final Draw Down: 0.05 ft**	**Instrument Used: Aqua TROLL 400** **Serial Number: 989630**

Test Notes:
AquaTroll #: 989630
Hach: 22690D00345
DTW Meter: 11FF2205011ML
MP50 #: 35
ID: 103
PSI: 20
Hydrogen Sulfide: 0.0 mg/L

Weather Conditions:
Sunny 21 C

Low-Flow Readings:

Date Time	Elapsed Time	pH	Temperature	Specific Conductivity	RDO Concentration	Turbidity	ORP	Depth to Water	Flow
		+/- 0.1	+/- 0.5	+/- 5 %	+/- 10 %	+/- 10 %	+/- 10	+/- 0.5	
1/25/2024 11:46 AM	00:00	6.36 pH	21.72 °C	120.63 µS/cm	6.20 mg/L	4.61 NTU	126.0 mV	22.10 ft	100.00 ml/min
1/25/2024 11:51 AM	05:00	5.95 pH	19.77 °C	123.21 µS/cm	4.70 mg/L	3.81 NTU	93.1 mV	22.10 ft	100.00 ml/min
1/25/2024 11:56 AM	10:00	5.92 pH	19.74 °C	123.39 µS/cm	4.49 mg/L	4.83 NTU	82.6 mV	22.10 ft	100.00 ml/min
1/25/2024 12:01 PM	15:00	5.92 pH	19.63 °C	123.74 µS/cm	4.42 mg/L	8.18 NTU	76.7 mV	22.10 ft	100.00 ml/min
1/25/2024 12:06 PM	20:00	5.93 pH	19.60 °C	123.64 µS/cm	4.42 mg/L	7.75 NTU	69.6 mV	22.10 ft	100.00 ml/min
1/25/2024 12:11 PM	25:00	5.92 pH	19.64 °C	123.49 µS/cm	4.39 mg/L	7.45 NTU	69.5 mV	22.10 ft	100.00 ml/min
1/25/2024 12:16 PM	30:00	5.92 pH	19.59 °C	123.83 µS/cm	4.37 mg/L	8.14 NTU	101.6 mV	22.10 ft	100.00 ml/min
1/25/2024 12:21 PM	35:00	5.91 pH	19.59 °C	123.21 µS/cm	4.34 mg/L	7.73 NTU	103.5 mV	22.10 ft	100.00 ml/min
1/25/2024 12:26 PM	40:00	5.91 pH	19.66 °C	122.74 µS/cm	4.31 mg/L	8.28 NTU	69.6 mV	22.10 ft	100.00 ml/min

1/25/2024 12:31 PM	45:00	5.90 pH	19.59 °C	122.92 µS/cm	4.34 mg/L	6.92 NTU	98.7 mV	22.10 ft	100.00 ml/min
1/25/2024 12:36 PM	50:00	5.90 pH	19.68 °C	122.05 µS/cm	4.32 mg/L	7.58 NTU	67.8 mV	22.10 ft	100.00 ml/min
1/25/2024 12:41 PM	55:00	5.90 pH	19.55 °C	122.34 µS/cm	4.32 mg/L	6.84 NTU	96.5 mV	22.10 ft	100.00 ml/min
1/25/2024 12:46 PM	01:00:00	5.89 pH	19.64 °C	121.83 µS/cm	4.31 mg/L	6.12 NTU	67.5 mV	22.10 ft	100.00 ml/min
1/25/2024 12:51 PM	01:05:00	5.90 pH	19.63 °C	121.90 µS/cm	4.29 mg/L	5.66 NTU	66.4 mV	22.10 ft	100.00 ml/min
1/25/2024 12:56 PM	01:10:00	5.90 pH	19.64 °C	122.25 µS/cm	4.30 mg/L	5.45 NTU	97.0 mV	22.10 ft	100.00 ml/min
1/25/2024 1:01 PM	01:15:00	5.90 pH	19.63 °C	122.42 µS/cm	4.28 mg/L	5.85 NTU	67.1 mV	22.10 ft	100.00 ml/min
1/25/2024 1:06 PM	01:20:00	5.90 pH	19.55 °C	122.39 µS/cm	4.28 mg/L	5.52 NTU	65.1 mV	22.10 ft	100.00 ml/min
1/25/2024 1:11 PM	01:25:00	5.89 pH	19.64 °C	121.93 µS/cm	4.27 mg/L	5.16 NTU	64.9 mV	22.10 ft	100.00 ml/min
1/25/2024 1:16 PM	01:30:00	5.89 pH	19.63 °C	121.67 µS/cm	4.26 mg/L	5.00 NTU	65.7 mV	22.10 ft	100.00 ml/min
1/25/2024 1:21 PM	01:35:00	5.89 pH	19.50 °C	121.96 µS/cm	4.31 mg/L	4.88 NTU	67.6 mV	22.10 ft	100.00 ml/min
1/25/2024 1:26 PM	01:40:00	5.90 pH	19.52 °C	121.76 µS/cm	4.31 mg/L	4.29 NTU	64.9 mV	22.10 ft	100.00 ml/min
1/25/2024 1:31 PM	01:45:00	5.90 pH	19.45 °C	121.88 µS/cm	4.31 mg/L	4.95 NTU	66.9 mV	22.10 ft	100.00 ml/min

Samples

Sample ID:	Description:
ARK-ARGWC-10	Sample Time: 1335 9 bottles Metals Radiologicals TDS Anions Alkalinity Nitrate/Nitrite Fe2+/Mn2+

Low-Flow Test Report:

Test Date / Time: 1/25/2024 2:58:14 PM
Project: Arkwright
Operator Name: J. Myer

Location Name: ARGWC-15 **Well Diameter: 2 in** **Casing Type: PVC** **Screen Length: 10 ft** **Top of Screen: 33.6 ft Total Depth: 43.9 ft** **Initial Depth to Water: 30.2 ft**	**Pump Type: Dedicated Bladder Pump** **Tubing Type: LDPE** **Pump Intake From TOC: 36.9 ft** **Estimated Total Volume Pumped: 3000 ml** **Flow Cell Volume: 90 ml** **Final Flow Rate: 100 ml/min Final Draw Down: 3 ft**	**Instrument Used: Aqua TROLL 400** **Serial Number: 989630**

Test Notes:
AquaTroll #: 989630
Hach: 22690D00345
DTW Meter: 11FF2205011ML
MP50 #: 35
ID: 108
PSI: 20
Hydrogen Sulfide: 0.0 mg/L

Weather Conditions:
Overcast 24 C

Low-Flow Readings:

Date Time	Elapsed Time	pH	Temperature	Specific Conductivity	RDO Concentration	Turbidity	ORP	Depth to Water	Flow
		+/- 0.1	+/- 0.5	+/- 5 %	+/- 10 %	+/- 10 %	+/- 10	+/- 0.5	
1/25/2024 2:58 PM	00:00	6.87 pH	22.39 °C	286.14 µS/cm	4.96 mg/L	16.00 NTU	102.0 mV	30.60 ft	100.00 ml/min
1/25/2024 3:03 PM	05:00	6.36 pH	20.31 °C	257.36 µS/cm	6.04 mg/L	13.80 NTU	102.8 mV	31.20 ft	100.00 ml/min
1/25/2024 3:08 PM	10:00	6.24 pH	20.19 °C	243.74 µS/cm	6.57 mg/L	8.86 NTU	71.6 mV	31.70 ft	100.00 ml/min
1/25/2024 3:13 PM	15:00	6.22 pH	20.30 °C	241.78 µS/cm	6.61 mg/L	6.63 NTU	67.6 mV	32.15 ft	100.00 ml/min
1/25/2024 3:18 PM	20:00	6.23 pH	20.08 °C	243.27 µS/cm	6.53 mg/L	4.74 NTU	66.3 mV	32.52 ft	100.00 ml/min
1/25/2024 3:23 PM	25:00	6.24 pH	20.24 °C	244.98 µS/cm	6.34 mg/L	4.95 NTU	64.8 mV	32.90 ft	100.00 ml/min
1/25/2024 3:28 PM	30:00	6.24 pH	20.23 °C	246.58 µS/cm	6.02 mg/L	4.83 NTU	85.6 mV	33.20 ft	100.00 ml/min

Samples

Sample ID:	Description:
ARK-ARGWC-15	Sample Time: 1530 9 bottles Metals Radiologicals TDS Anions Alkalinity Nitrate/Nitrite Fe2+/Mn2+

Created using VuSitu from In-Situ, Inc.

Low-Flow Test Report:

Test Date / Time: 1/25/2024 12:15:46 PM
Project: Arkwright
Operator Name: Zach Levy

Location Name: ARGWC-16 **Latitude: 32.92783944404964** **Longitude: -83.7051676680182** **Well Diameter: 2 in** **Casing Type: PVC** **Screen Length: 10 ft** **Top of Screen: 24.7 ft** **Total Depth: 35 ft** **Initial Depth to Water: 21.2 ft**	**Pump Type: Dedicated bladder pump** **Tubing Type: LDPE** **Pump Intake From TOC: 29.4 ft** **Estimated Total Volume Pumped: 5000 ml** **Flow Cell Volume: 90 ml** **Final Flow Rate: 250 ml/min** **Final Draw Down: 0.02 ft**	**Instrument Used: Aqua TROLL 400** **Serial Number: 952637**

Test Notes:
Hydrogen sulfide: 0.0 mg/L
MP50 SN: 02
ID: 103
PSI: 20
Turbidity meter SN: 23100D000373
WL meter SN: 28839

Weather Conditions:
Cloudy

Low-Flow Readings:

Date Time	Elapsed Time	pH	Temperature	Specific Conductivity	RDO Concentration	Turbidity	ORP	Depth to Water	Flow
		+/- 0.1	+/- 0.5	+/- 5 %	+/- 10 %	+/- 10 %	+/- 10	+/- 0.5	
1/25/2024 12:15 PM	00:00	5.30 pH	22.24 °C	773.27 µS/cm	2.31 mg/L	0.26 NTU	206.1 mV	21.22 ft	250.00 ml/min
1/25/2024 12:20 PM	05:00	5.22 pH	20.88 °C	793.80 µS/cm	0.90 mg/L	0.26 NTU	215.0 mV	21.22 ft	250.00 ml/min
1/25/2024 12:25 PM	10:00	5.23 pH	20.79 °C	802.75 µS/cm	0.78 mg/L	0.30 NTU	152.8 mV	21.22 ft	250.00 ml/min
1/25/2024 12:30 PM	15:00	5.23 pH	20.82 °C	802.09 µS/cm	0.75 mg/L	0.18 NTU	137.3 mV	21.22 ft	250.00 ml/min
1/25/2024 12:35 PM	20:00	5.22 pH	20.88 °C	800.02 µS/cm	0.73 mg/L	0.13 NTU	166.1 mV	21.22 ft	250.00 ml/min

Samples

Sample ID:	Description:

ARK-ARGWC-16	Sample time: 1240; 9 bottles: radium, TDS, anions, metals, Fe2+/Mn2+, alkalinity, nitrate/nitrite

Created using VuSitu from In-Situ, Inc.

Low-Flow Test Report:

Test Date / Time: 1/25/2024 10:42:47 AM
Project: Arkwright
Operator Name: Zach Levy

Location Name: ARGWC-17 **Latitude: 32.928365247586** **Longitude: -83.70571001411184** **Well Diameter: 2 in** **Casing Type: PVC** **Screen Length: 10 ft** **Top of Screen: 23.8 ft** **Total Depth: 34.1 ft** **Initial Depth to Water: 22.37 ft**	**Pump Type: Dedicated bladder pump** **Tubing Type: LDPE** **Pump Intake From TOC: 28.8 ft** **Estimated Total Volume Pumped: 6000 ml** **Flow Cell Volume: 90 ml** **Final Flow Rate: 300 ml/min** **Final Draw Down: 0.53 ft**	**Instrument Used: Aqua TROLL 400** **Serial Number: 952637**

Test Notes:
Hydrogen sulfide: 0.0 mg/L
MP50 SN: 02
ID: 103
PSI: 20
Turbidity meter SN: 23100D000373
WL meter SN: 28839

Weather Conditions:
Cloudy/rainy

Low-Flow Readings:

Date Time	Elapsed Time	pH	Temperature	Specific Conductivity	RDO Concentration	Turbidity	ORP	Depth to Water	Flow
		+/- 0.1	+/- 0.5	+/- 5 %	+/- 10 %	+/- 10 %	+/- 10	+/- 0.5	
1/25/2024 10:42 AM	00:00	5.16 pH	19.81 °C	349.86 µS/cm	0.27 mg/L	1.86 NTU	52.4 mV	23.00 ft	300.00 ml/min
1/25/2024 10:47 AM	05:00	5.14 pH	19.46 °C	355.65 µS/cm	0.25 mg/L	1.42 NTU	106.4 mV	22.95 ft	300.00 ml/min
1/25/2024 10:52 AM	10:00	5.13 pH	19.46 °C	353.95 µS/cm	0.23 mg/L	0.98 NTU	108.4 mV	22.95 ft	300.00 ml/min
1/25/2024 10:57 AM	15:00	5.13 pH	19.46 °C	351.13 µS/cm	0.23 mg/L	0.92 NTU	106.7 mV	22.90 ft	300.00 ml/min
1/25/2024 11:02 AM	20:00	5.13 pH	19.52 °C	350.89 µS/cm	0.23 mg/L	0.54 NTU	135.0 mV	22.90 ft	300.00 ml/min

Samples

Sample ID:	Description:

ARK-ARGWC-17	Sample time: 1110; 9 bottles: radium, TDS, anions, metals, Fe2+/Mn2+, alkalinity, nitrate/nitrite
ARK-AP3-FB-05	Sample time: 1030; 7 bottles: radium, TDS, anions, metals, nitrate/nitrite

Created using VuSitu from In-Situ, Inc.

Low-Flow Test Report:

Test Date / Time: 1/25/2024 8:50:15 AM
Project: Arkwright
Operator Name: E. Scheiben

Location Name: ARGWC-18 **Latitude: 32.9277595997073** **Longitude: -83.7044732272625** **Well Diameter: 2 in** **Casing Type: PVC** **Screen Length: 10 ft** **Top of Screen: 41.1 ft** **Total Depth: 51.4 ft** **Initial Depth to Water: 29.26 ft**	**Pump Type: Dedicated bladder pump** **Tubing Type: LDPE** **Tubing Inner Diameter: 0.17 in** **Tubing Length: 50 ft** **Pump Intake From TOC: 45.6 ft** **Estimated Total Volume Pumped: 30500 ml** **Flow Cell Volume: 90 ml** **Final Flow Rate: 275 ml/min** **Final Draw Down: 0 ft**	**Instrument Used: Aqua TROLL 400** **Serial Number: 966105**

Test Notes:
MP-50 serial # MP 50-06
ID:54
Pressure: 20
Turbidity Serial #23100D000368
WL Meter Serial #: removed. Rental ID 29051
Sulfide = 0 mg/L

Weather Conditions:
Overcast 65˚F

Low-Flow Readings:

Date Time	Elapsed Time	pH	Temperature	Specific Conductivity	RDO Concentration	Turbidity	ORP	Depth to Water	Flow
		+/- 0.1	+/- 0.5	+/- 5 %	+/- 10 %	+/- 10 %	+/- 10	+/- 0.5	
1/25/2024 8:50 AM	00:00	6.43 pH	18.88 °C	359.67 µS/cm	3.75 mg/L	17.30 NTU	-72.2 mV	29.26 ft	300.00 ml/min
1/25/2024 8:55 AM	05:00	6.23 pH	19.41 °C	553.93 µS/cm	0.51 mg/L	17.10 NTU	-15.7 mV	29.26 ft	300.00 ml/min
1/25/2024 9:00 AM	10:00	6.16 pH	19.45 °C	583.51 µS/cm	0.32 mg/L	16.20 NTU	0.4 mV	29.26 ft	275.00 ml/min
1/25/2024 9:05 AM	15:00	6.10 pH	19.43 °C	614.52 µS/cm	0.20 mg/L	16.30 NTU	20.7 mV	29.26 ft	275.00 ml/min
1/25/2024 9:10 AM	20:00	6.09 pH	19.41 °C	622.06 µS/cm	0.20 mg/L	16.50 NTU	23.7 mV	29.26 ft	275.00 ml/min
1/25/2024 9:15 AM	25:00	6.09 pH	19.43 °C	623.87 µS/cm	0.21 mg/L	18.10 NTU	32.1 mV	29.26 ft	275.00 ml/min
1/25/2024 9:20 AM	30:00	6.08 pH	19.47 °C	623.84 µS/cm	0.22 mg/L	16.00 NTU	27.1 mV	29.26 ft	275.00 ml/min
1/25/2024 9:25 AM	35:00	6.08 pH	19.50 °C	625.18 µS/cm	0.21 mg/L	13.80 NTU	35.8 mV	29.26 ft	275.00 ml/min
1/25/2024 9:30 AM	40:00	6.08 pH	19.52 °C	625.87 µS/cm	0.22 mg/L	11.90 NTU	36.6 mV	29.26 ft	275.00 ml/min

1/25/2024 9:35 AM	45:00	6.08 pH	19.54 °C	626.18 µS/cm	0.23 mg/L	11.50 NTU	28.6 mV	29.26 ft	275.00 ml/min
1/25/2024 9:40 AM	50:00	6.08 pH	19.58 °C	626.22 µS/cm	0.23 mg/L	8.66 NTU	36.2 mV	29.26 ft	275.00 ml/min
1/25/2024 9:45 AM	55:00	6.08 pH	19.59 °C	625.71 µS/cm	0.24 mg/L	8.06 NTU	36.3 mV	29.26 ft	275.00 ml/min
1/25/2024 9:50 AM	01:00:00	6.08 pH	19.59 °C	625.84 µS/cm	0.24 mg/L	7.73 NTU	27.9 mV	29.26 ft	275.00 ml/min
1/25/2024 9:55 AM	01:05:00	6.08 pH	19.61 °C	625.98 µS/cm	0.24 mg/L	7.25 NTU	27.4 mV	29.26 ft	275.00 ml/min
1/25/2024 10:00 AM	01:10:00	6.08 pH	19.66 °C	626.96 µS/cm	0.23 mg/L	6.57 NTU	27.5 mV	29.26 ft	275.00 ml/min
1/25/2024 10:05 AM	01:15:00	6.08 pH	19.68 °C	627.07 µS/cm	0.25 mg/L	5.91 NTU	36.1 mV	29.26 ft	275.00 ml/min
1/25/2024 10:10 AM	01:20:00	6.07 pH	19.68 °C	626.53 µS/cm	0.24 mg/L	5.96 NTU	36.0 mV	29.26 ft	275.00 ml/min
1/25/2024 10:15 AM	01:25:00	6.07 pH	19.72 °C	626.59 µS/cm	0.24 mg/L	5.21 NTU	35.8 mV	29.26 ft	275.00 ml/min
1/25/2024 10:20 AM	01:30:00	6.08 pH	19.73 °C	626.28 µS/cm	0.24 mg/L	5.43 NTU	27.8 mV	29.26 ft	275.00 ml/min
1/25/2024 10:25 AM	01:35:00	6.07 pH	19.77 °C	627.63 µS/cm	0.24 mg/L	5.72 NTU	27.4 mV	29.26 ft	275.00 ml/min
1/25/2024 10:30 AM	01:40:00	6.08 pH	19.86 °C	626.99 µS/cm	0.24 mg/L	4.97 NTU	35.0 mV	29.26 ft	275.00 ml/min
1/25/2024 10:35 AM	01:45:00	6.08 pH	19.79 °C	626.17 µS/cm	0.23 mg/L	4.94 NTU	26.1 mV	29.26 ft	275.00 ml/min
1/25/2024 10:40 AM	01:50:00	6.08 pH	19.81 °C	626.79 µS/cm	0.24 mg/L	4.63 NTU	27.1 mV	29.26 ft	275.00 ml/min

Samples

Sample ID:	Description:
ARK-ARGWC-18	Sample time: 10:50 9 bottles: (3) radium, (1) TDS, (1) anions, (1) metals, (1) nitrate/nitrite, (1) alkalinity, (1) Fe2+/Mn2+
ARK-AP3-EB-05	Sample time: 11:15 7 bottles: (3) radium, (1) TDS, (1) anions, (1) metals, (1) nitrate/nitrite,

B.2 Calibration Data

EQUIPMENT CALIBRATION FORM

Project Name: Arkwright Groundwater Sampling
Plant Name: Plant Arkwright **Date:** 8/7/2023
Plant Address: 5001 Arkwright Road, Macon, GA 31210
Project Number: 175569434 **Page** 1 **of** 1
Goal/Task: Groundwater Sampling

Morning (AM) Calibration			**Calibrated By:**	Dylan Quintal	
Weather:	Sunny, 95F				
Time (24hr) Start:	14:00	*Acceptance Criteria*	**Time (24hr) Finish:**	14:45	
Temperature (°C):			**Barometric Pressure (mbar):**		
NIST Thermometer:	31.5	*+/- 4°C*	*Local Weather Station:*	1014.2	
Aqua TROLL 400:	31.8		*Aqua TROLL 400:*	1003.7	
Turbidity (NTUs):	*20 NTU Standard*	*100 NTU Standard*	*800 NTU Standard*	*10 NTU Verification*	*Acceptance Criteria*
	19.9	98.6	796	9.90	*+/- 3 %*
	Calibration Value	**Post Calibration**	*Acceptance Criteria*	**Cal Sol Temp (ºC)**	**Notes:**
Specific Conductance 4,490 (µS/cm)	4490	4490.3	*+/- 1 %*	32.7	NA
pH 7 (SU)	7.00	6.97	*+/- .1 (SU)*	33.3	NA
pH 4 (SU)	4.00	4.02	*+/- .1 (SU)*	33.4	NA
pH 10 (SU)	10.00	9.92	*+/- .1 (SU)*	32.9	NA
D.O. (%)	*N/A*	100.8	*95-105 %*	32.7	NA
ORP (mV)	228.0	228.3	*+/- 10 mV*	32.8	NA

Afternoon (PM) Calibration Verification			**Verification By:**	Dylan Quintal	
Weather:	Partly cloudy, 94F				
Time (24hr) Start:	18:20	*Acceptance Criteria*	**Time (24hr) Finish:**	18:50	
Temperature (°C):			**Barometric Pressure (mbar):**		
NIST Thermometer:	36.1	*+/- 4°C*	*Local Weather Station:*	1012.5	
Aqua TROLL 400:	35.5		*Aqua TROLL 400:*	1001.4	
Turbidity (NTUs):	*20 NTU Standard*	*100 NTU Standard*	*800 NTU Standard*	*10 NTU Verification*	*Acceptance Criteria*
	19.8	99	819	9.95	*+/- 3 %*
	Calibration Value	**Verification**	*Acceptance Criteria*	**Cal Sol Temp (ºC)**	**Notes:**
Specific Conductance 4490 (µS/cm)	4490	4491.7	*+/- 1 %*	35.3	NA
pH 7 (SU)	7.00	6.95	*+/- .1 (SU)*	37.5	NA
pH 4 (SU)	4.00	3.97	*+/- .1 (SU)*	35.3	NA
pH 10 (SU)	10.00	9.90	*+/- .1 (SU)*	37.4	NA
D.O. (%)	*N/A*	102.0	*95-105 %*	35.3	NA
ORP (mV)	228.0	224.5	*+/- 10 mV*	37.3	NA

Calibration Standards Information

Standard (@ 25°C)	**Certified Value**	**Brand**	**Lot Number**	**Expiration Date**
AM pH 4 (SU)	4.00	AIR	22250153	11/1/2023
AM pH 7 (SU)	7.00	AIR	2216893	11/1/2023
AM pH 10 (SU)	10.00	AIR	21320202	12/1/2023
PM pH 4 (SU)	4.00	AIR	22250153	11/1/2023
PM pH 7 (SU)	7.00	AIR	2216893	11/1/2023
PM pH 10 (SU)	10.00	AIR	21320202	12/1/2023
Specific Conductance 4,490 (µS/cm)	4490	AIR	22250153	11/1/2023
ORP (mV)	228.0	AIR	21390144	11/1/2023
Turbidity - 20 NTU	20.0	Hach	A2231	Dec-23
Turbidity - 100 NTU	100	Hach	A2239	1-Dec
Turbidity - 800 NTU	800	Hach	A2231	Dec-23
Turbidity - 10 NTU	10.0	Hach	A2264	Jan-24

	Manufacturer	**Instruments Model**	**Serial Number**	**Calibrated Within Acceptance Criteria:**
Water Quality Meter	InSitu	AquaTroll 400	843593	Yes
Turbidity Meter	Hach	2100Q	22090D000337	Yes
NIST Thermometer	Thomas Instruments	NIST Thermometer	221620123	Expiration Date: 6/28/2024
Explanations:	Noelia Gangi from GPC auditing calibration and sampling.			

Prepared By: Dylan Quintal *Date:* 8/7/2023 *Signature:* Dylan Quintal

Review By: Calli Provenza *Date:* 8/8/2023 *Signature:* Calli Provenza

EQUIPMENT CALIBRATION FORM

Project Name: Arkwright Groundwater Sampling
Plant Name: Plant Arkwright **Date:** 8/7/2023
Plant Address: 5001 Arkwright Road, Macon, GA 31210
Project Number: 175569434 **Page** 1 **of** 1
Goal/Task: Groundwater Sampling

Morning (AM) Calibration			**Calibrated By:**	Zach Levy	
Weather:	Partly Cloudy 98 F				
Time (24hr) Start:	13:46	*Acceptance Criteria*	**Time (24hr) Finish:**	14:38	
Temperature (°C):			**Barometric Pressure (mBar):**		
NIST Thermometer:	29.0	*+/- 4°C*	*Local Weather Station:*	1014.560	
Aqua TROLL 400:	28.9		*Aqua TROLL 400:*	1001.8	
Turbidity (NTUs):	*20 NTU Standard*	*100 NTU Standard*	*800 NTU Standard*	*10 NTU Verification*	*Acceptance Criteria*
	20.0	99.3	784	10.2	*+/- 3 %*
	Calibration Value	**Post Calibration**	*Acceptance Criteria*	**Cal Sol Temp (ºC)**	**Notes:**
Specific Conductance 4,490 (µS/cm)	4492.6	4486.5	*+/- 1 %*	29.0	NA
pH 7 (SU)	7.00	7.04	*+/- .1 (SU)*	29.7	NA
pH 4 (SU)	4.00	4.06	*+/- .1 (SU)*	30.9	NA
pH 10 (SU)	10.00	9.95	*+/- .1 (SU)*	29.4	NA
D.O. (%)	*N/A*	100.2	*95-105 %*	30.2	NA
ORP (mV)	228.0	227.8	*+/- 10 mV*	29.8	NA

Afternoon (PM) Calibration Verification			**Verification By:**	John Myer	
Weather:	Mostly Cloudy 94 F				
Time (24hr) Start:	18:26	*Acceptance Criteria*	**Time (24hr) Finish:**	18:45	
Temperature (°C):			**Barometric Pressure (mbar):**		
NIST Thermometer:	33.0	*+/- 4°C*	*Local Weather Station:*	1001.4	
	34.5		*Aqua TROLL 400:*	999.7	
Turbidity (NTUs):	*20 NTU Standard*	*100 NTU Standard*	*800 NTU Standard*	*10 NTU Verification*	*Acceptance Criteria*
	20.5	101	817	10.2	*+/- 3 %*
	Calibration Value	**Verification**	*Acceptance Criteria*	**Cal Sol Temp (ºC)**	**Notes:**
Specific Conductance 4490 (µS/cm)	4490	4455	*+/- 1 %*	37.7	NA
pH 7 (SU)	7.00	7.06	*+/- .1 (SU)*	35.2	NA
pH 4 (SU)	4.00	4.02	*+/- .1 (SU)*	36.6	NA
pH 10 (SU)	10.00	9.97	*+/- .1 (SU)*	34.3	NA
D.O. (%)	*NA*	100.4	*95-105 %*	40.7	NA
ORP (mV)	228.0	218.8	*+/- 10 mV*	32.7	NA

Calibration Standards Information

Standard (@ 25°C)	**Certified Value**	**Brand**	**Lot Number**	**Expiration Date**
AM pH 4 (SU)	4.00	AIR	22250153	11/30/2023
AM pH 7 (SU)	7.00	AIR	22140169	8/31/2023
AM pH 10 (SU)	10.00	AIR	22110130	8/31/2023
PM pH 4 (SU)	4.00	AIR	22250153	11/30/2023
PM pH 7 (SU)	7.00	AIR	22140169	8/31/2023
PM pH 10 (SU)	10.00	AIR	22140169	8/31/2023
Specific Conductance 4,490 (µS/cm)	4490	AIR	22250153	11/30/2023
ORP (mV)	228.0	AIR	22200085	8/31/2023
Turbidity - 20 NTU	20.0	Hach	A3187	10/31/2024
Turbidity - 100 NTU	100	Hach	A3186	10/31/2024
Turbidity - 800 NTU	800	Hach	A3166	9/30/2024
Turbidity - 10 NTU	10.0	Hach	A3173	9/30/2024

Instruments	**Manufacturer**	**Model**	**Serial Number**	**Calibrated Within Acceptance Criteria:**
Water Quality Meter	InSitu	AquaTroll 400	728541	Y
Turbidity Meter	Hach	2100Q	2306D000342	Y
NIST Thermometer	Thomas Instruments	NIST Thermometer	221620123	Expiration Date: 6/28/2024
Explanations:	NA			

Prepared By: Zach Levy/John Myer *Date:* 8/7/2023 *Signature:* John Myer Zachary Levy

Review By: Calli Provenza *Date:* 8/8/2023 *Signature:* Calli Provenza

EQUIPMENT CALIBRATION FORM

Project Name: Arkwright Groundwater Sampling
Plant Name: Plant Arkwright **Date:** 8/7/2023
Plant Address: 5001 Arkwright Road, Macon, GA 31210
Project Number: 175569434 **Page** 1 **of** 1
Goal/Task: Groundwater Sampling

Morning (AM) Calibration			**Calibrated By:**	Dylan Ripley	
Weather:	Sunny Partly Cloudy				
Time (24hr) Start:	13:50	*Acceptance Criteria*	**Time (24hr) Finish:**	14:40	
Temperature (°C):			**Barometric Pressure (mbar):**		
NIST Thermometer:	30.1	*+/- 4°C*	*Local Weather Station:*	1014.6	
Aqua TROLL 400:	33.0		*Aqua TROLL 400:*	1003.0	
Turbidity (NTUs):	*20 NTU Standard*	*100 NTU Standard*	*800 NTU Standard*	*10 NTU Verification*	*Acceptance Criteria*
	20.0	99.7	793	9.83	*+/- 3 %*
	Calibration Value	**Post Calibration**	*Acceptance Criteria*	**Cal Sol Temp (ºC)**	**Notes:**
Specific Conductance 4,490 (µS/cm)	4490	4476.2	*+/- 1 %*	30.5	NA
pH 7 (SU)	7.00	6.98	*+/- .1 (SU)*	32.7	NA
pH 4 (SU)	4.00	4.02	*+/- .1 (SU)*	33.4	NA
pH 10 (SU)	10.00	9.91	*+/- .1 (SU)*	32.6	NA
D.O. (%)	*N/A*	102.8	*95-105 %*	33.0	NA
ORP (mV)	228.0	228.1	*+/- 10 mV*	34.3	NA

Afternoon (PM) Calibration Verification			**Verification By:**	Dylan Ripley	
Weather:	Partly Cloudy/Scattered T-storms				
Time (24hr) Start:	18:20	*Acceptance Criteria*	**Time (24hr) Finish:**	18:42	
Temperature (°C):			**Barometric Pressure (mbar):**		
NIST Thermometer:	31.1	*+/- 4°C*	*Local Weather Station:*	1012.9	
Aqua TROLL 400:	30.8		*Aqua TROLL 400:*	1000.8	
Turbidity (NTUs):	*20 NTU Standard*	*100 NTU Standard*	*800 NTU Standard*	*10 NTU Verification*	*Acceptance Criteria*
	19.9	101	805	9.96	*+/- 3 %*
	Calibration Value	**Verification**	*Acceptance Criteria*	**Cal Sol Temp (ºC)**	**Notes:**
Specific Conductance 4490 (µS/cm)	4490	4489.6	*+/- 1 %*	27.6	NA
pH 7 (SU)	7.00	7.05	*+/- .1 (SU)*	30.5	NA
pH 4 (SU)	4.00	4.10	*+/- .1 (SU)*	27.6	NA
pH 10 (SU)	10.00	10.01	*+/- .1 (SU)*	31.6	NA
D.O. (%)	*N/A*	101.6	*95-105 %*	32.8	NA
ORP (mV)	228.0	230.8	*+/- 10 mV*	32.1	NA

Calibration Standards Information

Standard (@ 25°C)	**Certified Value**	**Brand**	**Lot Number**	**Expiration Date**
AM pH 4 (SU)	4.00	AIR	22250153	11/1/2023
AM pH 7 (SU)	7.00	AIR	2216893	11/1/2023
AM pH 10 (SU)	10.00	AIR	21320202	12/1/2023
PM pH 4 (SU)	4.00	AIR	22250153	11/1/2023
PM pH 7 (SU)	7.00	AIR	2216893	11/1/2023
PM pH 10 (SU)	10.00	AIR	21320202	12/1/2023
Specific Conductance 4,490 (µS/cm)	4490	AIR	22250153	11/1/2023
ORP (mV)	228.0	AIR	21390144	11/1/2023
Turbidity - 20 NTU	20.0	Hach	A2231	23-Dec
Turbidity - 100 NTU	100	Hach	A2239	23-Dec
Turbidity - 800 NTU	800	Hach	A2231	23-Dec
Turbidity - 10 NTU	10.0	Hach	A2264	24-Jan

	Instruments			
	Manufacturer	**Model**	**Serial Number**	**Calibrated Within Acceptance Criteria:**
Water Quality Meter	InSitu	AquaTroll 400	883561	Yes
Turbidity Meter	Hach	2100Q	22070D000463	Yes
NIST Thermometer	Thomas Instruments	NIST Thermometer	221620123	Expiration Date: 6/28/2024
Explanations:	NA			

Prepared By: Dylan Ripley *Date:* 8/7/2023 *Signature:* Dylan Ripley

Review By: Calli Provenza *Date:* 8/8/2023 *Signature:* Calli Provenza

EQUIPMENT CALIBRATION FORM

Project Name: Arkwright Groundwater Sampling
Plant Name: Plant Arkwright **Date:** 8/7/2023
Plant Address: 5001 Arkwright Road, Macon, GA 31210
Project Number: 175569434 **Page** 1 **of** 1
Goal/Task: Groundwater Sampling

Morning (AM) Calibration			**Calibrated By:**	Houston Lynn	
Weather:	Mostly Sunny 94 F				
Time (24hr) Start:	14:00	*Acceptance Criteria*	**Time (24hr) Finish:**	15:00	
Temperature (°C):			**Barometric Pressure (mbar):**		
NIST Thermometer:	33.2	*+/- 4°C*	*Local Weather Station:*	1014.2	
Aqua TROLL 400:	33.1		*Aqua TROLL 400:*	1002.9	
Turbidity (NTUs):	*20 NTU Standard*	*100 NTU Standard*	*800 NTU Standard*	*10 NTU Verification*	*Acceptance Criteria*
	19.9	97	781	10.2	*+/- 3 %*
	Calibration Value	**Post Calibration**	*Acceptance Criteria*	**Cal Sol Temp (ºC)**	**Notes:**
Specific Conductance 4,490 (µS/cm)	4490	4498.2	*+/- 1 %*	32.0	NA
pH 7 (SU)	7.00	6.95	*+/- .1 (SU)*	33.0	NA
pH 4 (SU)	4.00	4.02	*+/- .1 (SU)*	32.0	NA
pH 10 (SU)	10.00	10.00	*+/- .1 (SU)*	33.0	NA
D.O. (%)	*N/A*	100.8	*95-105 %*	33.2	NA
ORP (mV)	228.0	227.6	*+/- 10 mV*	32.7	NA

Afternoon (PM) Calibration Verification			**Verification By:**	Houston Lynn	
Weather:	Partly cloudy 94 F				
Time (24hr) Start:	18:22	*Acceptance Criteria*	**Time (24hr) Finish:**	18:45	
Temperature (°C):			**Barometric Pressure (mbar):**		
NIST Thermometer:	35.3	*+/- 4°C*	*Local Weather Station:*	1001.4	
	35.6		*Aqua TROLL 400:*	1001.0	
Turbidity (NTUs):	*20 NTU Standard*	*100 NTU Standard*	*800 NTU Standard*	*10 NTU Verification*	*Acceptance Criteria*
	20.1	98.7	788	10.1	*+/- 3 %*
	Calibration Value	**Verification**	*Acceptance Criteria*	**Cal Sol Temp (ºC)**	**Notes:**
Specific Conductance 4490 (µS/cm)	4578	4566.8	*+/- 1 %*	38.7	NA
pH 7 (SU)	7.00	6.94	*+/- .1 (SU)*	37.0	NA
pH 4 (SU)	4.00	4.03	*+/- .1 (SU)*	38.6	NA
pH 10 (SU)	10.00	9.95	*+/- .1 (SU)*	37.5	NA
D.O. (%)	*N/A*	97.1	*95-105 %*	34.8	NA
ORP (mV)	228.0	220.8	*+/- 10 mV*	35.2	NA

Calibration Standards Information

Standard (@ 25°C)	**Certified Value**	**Brand**	**Lot Number**	**Expiration Date**
AM pH 4 (SU)	4.00	AIR	22250153	11/1/2023
AM pH 7 (SU)	7.00	AIR	2216893	11/1/2023
AM pH 10 (SU)	10.00	AIR	22110130	4/1/2024
PM pH 4 (SU)	4.00	AIR	22250153	11/1/2023
PM pH 7 (SU)	7.00	AIR	2216893	11/1/2023
PM pH 10 (SU)	10.00	AIR	22110130	4/1/2024
Specific Conductance 4,490 (µS/cm)	4490	AIR	22250153	11/1/2023
ORP (mV)	228.0	AIR	21390144	11/1/2023
Turbidity - 20 NTU	20.0	Hach	A2231	23-Dec
Turbidity - 100 NTU	100	Hach	A2239	23-Dec
Turbidity - 800 NTU	800	Hach	A2231	31-Dec
Turbidity - 10 NTU	10.0	Hach	A2264	24-Jan

	Manufacturer	**Instruments Model**	**Serial Number**	**Calibrated Within Acceptance Criteria:**
Water Quality Meter	InSitu	AquaTroll 400	SN:966105	Y
Turbidity Meter	Hach	2100Q	S/N12050C017705	Y
NIST Thermometer	Thomas Instruments	NIST Thermometer	22160123	Expiration Date: 6.28.2024
Explanations:	NA			

Prepared By: Houston Lynn *Date:* 8/7/2023 *Signature:* Houston Lynn

Review By: Calli Provenza *Date:* 8/8/2023 *Signature:* Calli Provenza

EQUIPMENT CALIBRATION FORM

Project Name: Arkwright Groundwater Sampling
Plant Name: Plant Arkwright **Date:** 8/8/2023
Plant Address: 5001 Arkwright Road, Macon, GA 31210
Project Number: 175569434 **Page** 1 **of** 1
Goal/Task: Groundwater Sampling

Morning (AM) Calibration			**Calibrated By:**	Houston Lynn	
Weather:	Sunny 69 F				
Time (24hr) Start:	7:00	*Acceptance Criteria*	**Time (24hr) Finish:**	7:26	
Temperature (°C):			**Barometric Pressure (mbar):**		
NIST Thermometer:	23.9	*+/- 4°C*	*Local Weather Station:*	1004.6	
Aqua TROLL 400:	23.6		*Aqua TROLL 400:*	1003.2	
Turbidity (NTUs):	*20 NTU Standard*	*100 NTU Standard*	*800 NTU Standard*	*10 NTU Verification*	*Acceptance Criteria*
	20.5	101	801	10.3	*+/- 3 %*
	Calibration Value	**Post Calibration**	*Acceptance Criteria*	**Cal Sol Temp (ºC)**	**Notes:**
Specific Conductance 4,490 (µS/cm)	4490	4481.7	*+/- 1 %*	24.8	NA
pH 7 (SU)	7.00	7.00	*+/- .1 (SU)*	24.5	NA
pH 4 (SU)	4.00	4.03	*+/- .1 (SU)*	24.8	NA
pH 10 (SU)	10.00	10.00	*+/- .1 (SU)*	24.3	NA
D.O. (%)	*N/A*	99.6	*95-105 %*	23.5	NA
ORP (mV)	228.0	227.8	*+/- 10 mV*	24.1	NA

Afternoon (PM) Calibration Verification			**Verification By:**	Houston Lynn	
Weather:	Cloudy 82 F				
Time (24hr) Start:	12:47	*Acceptance Criteria*	**Time (24hr) Finish:**	13:02	
Temperature (°C):			**Barometric Pressure (mbar):**		
NIST Thermometer:	30.4	*+/- 4°C*	*Local Weather Station:*	1003.6	
	29.7		*Aqua TROLL 400:*	1002.7	
Turbidity (NTUs):	*20 NTU Standard*	*100 NTU Standard*	*800 NTU Standard*	*10 NTU Verification*	*Acceptance Criteria*
	20.1	99.5	789	10.2	*+/- 3 %*
	Calibration Value	**Verification**	*Acceptance Criteria*	**Cal Sol Temp (ºC)**	**Notes:**
Specific Conductance 4490 (µS/cm)	4490	4509.7	*+/- 1 %*	29.8	NA
pH 7 (SU)	7.00	7.00	*+/- .1 (SU)*	29.0	NA
pH 4 (SU)	4.00	4.05	*+/- .1 (SU)*	29.8	NA
pH 10 (SU)	10.00	9.93	*+/- .1 (SU)*	28.4	NA
D.O. (%)	*N/A*	103.4	*95-105 %*	27.7	NA
ORP (mV)	228.0	229.6	*+/- 10 mV*	28.2	NA

Calibration Standards Information

Standard (@ 25°C)	**Certified Value**	**Brand**	**Lot Number**	**Expiration Date**
AM pH 4 (SU)	4.00	AIR	22250153	11/1/2023
AM pH 7 (SU)	7.00	AIR	2216893	11/1/2023
AM pH 10 (SU)	10.00	AIR	22110130	4/1/2024
PM pH 4 (SU)	4.00	AIR	22250153	11/1/2023
PM pH 7 (SU)	7.00	AIR	2216893	11/1/2023
PM pH 10 (SU)	10.00	AIR	22110130	4/1/2024
Specific Conductance 4,490 (µS/cm)	4490	AIR	22250153	11/1/2023
ORP (mV)	228.0	AIR	21390144	11/1/2023
Turbidity - 20 NTU	20.0	Hach	A2231	23-Dec
Turbidity - 100 NTU	100	Hach	A2239	23-Dec
Turbidity - 800 NTU	800	Hach	A2231	31-Dec
Turbidity - 10 NTU	10.0	Hach	A2264	24-Jan

	Manufacturer	**Instruments Model**	**Serial Number**	**Calibrated Within Acceptance Criteria:**
Water Quality Meter	InSitu	AquaTroll 400	SN:966105	Y
Turbidity Meter	Hach	2100Q	S/N12050C017705	Y
NIST Thermometer	Thomas Instruments	NIST Thermometer	22160123	Expiration Date: 6.28.2024
Explanations:	N/A			

Prepared By: Houston Lynn *Date:* 8/8/2023 *Signature:* Houston Lynn

Review By: Calli Provenza *Date:* 8/10/2023 *Signature:* Calli Provenza

EQUIPMENT CALIBRATION FORM

Project Name: Arkwright Groundwater Sampling
Plant Name: Plant Arkwright **Date:** 8/8/2023
Plant Address: 5001 Arkwright Road, Macon, GA 31210
Project Number: 175569434 **Page** 1 **of** 1
Goal/Task: Groundwater Sampling

Morning (AM) Calibration			**Calibrated By:**	Zach Levy	
Weather:			Clear		
Time (24hr) Start:	7:35	*Acceptance Criteria*	**Time (24hr) Finish:**	8:05	
Temperature (°C):			**Barometric Pressure (mbar):**		
NIST Thermometer:	22.4	*+/- 4°C*	*Local Weather Station:*	1015.6	
Aqua TROLL 400:	23.2		*Aqua TROLL 400:*	1004.1	
Turbidity (NTUs):	*20 NTU Standard*	*100 NTU Standard*	*800 NTU Standard*	*10 NTU Verification*	*Acceptance Criteria*
	20.1	100	807	10.2	*+/- 3 %*
	Calibration Value	**Post Calibration**	*Acceptance Criteria*	**Cal Sol Temp (ºC)**	**Notes:**
Specific Conductance 4,490 (µS/cm)	4490	4494.9	*+/- 1 %*	24.7	NA
pH 7 (SU)	7.00	6.99	*+/- .1 (SU)*	25.0	NA
pH 4 (SU)	4.00	4.09	*+/- .1 (SU)*	24.8	NA
pH 10 (SU)	10.00	10.03	*+/- .1 (SU)*	25.0	NA
D.O. (%)	*N/A*	100.0	*95-105 %*	24.2	NA
ORP (mV)	228.0	227.8	*+/- 10 mV*	24.8	NA

Afternoon (PM) Calibration Verification			**Verification By:**	John Myer	
Weather:			Sunny 91 F		
Time (24hr) Start:	13:55	*Acceptance Criteria*	**Time (24hr) Finish:**	14:20	
Temperature (°C):			**Barometric Pressure (mbar):**		
NIST Thermometer:	34.2	*+/- 4°C*	*Local Weather Station:*	1003.4	
	35.5		*Aqua TROLL 400:*	1005.7	
Turbidity (NTUs):	*20 NTU Standard*	*100 NTU Standard*	*800 NTU Standard*	*10 NTU Verification*	*Acceptance Criteria*
	20.2	100	787	10.1	*+/- 3 %*
	Calibration Value	**Verification**	*Acceptance Criteria*	**Cal Sol Temp (ºC)**	**Notes:**
Specific Conductance 4490 (µS/cm)	4490	4495	*+/- 1 %*	30.5	NA
pH 7 (SU)	7.00	6.99	*+/- .1 (SU)*	29.4	NA
pH 4 (SU)	4.00	4.01	*+/- .1 (SU)*	28.9	NA
pH 10 (SU)	10.00	9.95	*+/- .1 (SU)*	28.6	NA
D.O. (%)	*N/A*	97.2	*95-105 %*	32.0	NA
ORP (mV)	228.0	220.0	*+/- 10 mV*	28.4	NA

Calibration Standards Information

Standard (@ 25°C)	**Certified Value**	**Brand**	**Lot Number**	**Expiration Date**
AM pH 4 (SU)	4.00	AIR	22250153	11/30/2023
AM pH 7 (SU)	7.00	AIR	2216893	11/30/2023
AM pH 10 (SU)	10.00	AIR	22110130	4/30/2024
PM pH 4 (SU)	4.00	AIR	22250153	11/30/2023
PM pH 7 (SU)	7.00	AIR	2216893	11/30/2023
PM pH 10 (SU)	10.00	AIR	22110130	4/30/2024
Specific Conductance 4,490 (µS/cm)	4490	AIR	22250153	11/30/2023
ORP (mV)	228.0	AIR	21390144	11/30/2023
Turbidity - 20 NTU	20.0	Hach	A3187	10/31/2024
Turbidity - 100 NTU	100	Hach	A3186	10/31/2024
Turbidity - 800 NTU	800	Hach	A3166	9/30/2024
Turbidity - 10 NTU	10.0	Hach	A3173	9/30/2024

	Manufacturer	**Instruments Model**	**Serial Number**	**Calibrated Within Acceptance Criteria:**
Water Quality Meter	InSitu	AquaTroll 400	883546	Y
Turbidity Meter	Hach	2100Q	23060D000344	Y
NIST Thermometer	Thomas Instruments	NIST Thermometer	221620123□	Expiration Date: 6/28/2024
Explanations:	NA			

Prepared By: Zach Levy/John Myer *Date:* 8/8/2023 *Signature:* John Myer Zachary Levy

Review By: Calli Provenza *Date:* 8/9/2023 *Signature:* Calli Provenza

EQUIPMENT CALIBRATION FORM

Project Name: Arkwright Groundwater Sampling
Plant Name: Plant Arkwright **Date:** 8/9/2023
Plant Address: 5001 Arkwright Road, Macon, GA 31210
Project Number: 175569434 **Page** 1 **of** 1
Goal/Task: Groundwater Sampling

Morning (AM) Calibration			**Calibrated By:**	Dylan Ripley	
Weather:	Sunny and clear				
Time (24hr) Start:	6:55	*Acceptance Criteria*	**Time (24hr) Finish:**	7:46	
Temperature (°C):			**Barometric Pressure (mbar):**		
NIST Thermometer:	25.5	*+/- 4°C*	*Local Weather Station:*	1015.2	
Aqua TROLL 400:	23.3		*Aqua TROLL 400:*	1003.0	
Turbidity (NTUs):	*20 NTU Standard*	*100 NTU Standard*	*800 NTU Standard*	*10 NTU Verification*	*Acceptance Criteria*
	20.1	102	805	9.81	*+/- 3 %*
	Calibration Value	**Post Calibration**	*Acceptance Criteria*	**Cal Sol Temp (ºC)**	**Notes:**
Specific Conductance 4,490 (µS/cm)	4490	4475.9	*+/- 1 %*	23.3	NA
pH 7 (SU)	7.00	7.10	*+/- .1 (SU)*	24.4	NA
pH 4 (SU)	4.00	4.10	*+/- .1 (SU)*	24.4	NA
pH 10 (SU)	10.00	10.10	*+/- .1 (SU)*	24.6	NA
D.O. (%)	*N/A*	97.4	*95-105 %*	24.3	NA
ORP (mV)	228.0	231.2	*+/- 10 mV*	24.3	NA

Afternoon (PM) Calibration Verification			**Verification By:**	Dylan Ripley	
Weather:	Sunny and Clear				
Time (24hr) Start:	13:20	*Acceptance Criteria*	**Time (24hr) Finish:**	14:45	
Temperature (°C):			**Barometric Pressure (mbar):**		
NIST Thermometer:	28.9	*+/- 4°C*	*Local Weather Station:*	1014.6	
Aqua TROLL 400:	28.7		*Aqua TROLL 400:*	1002.1	
Turbidity (NTUs):	*20 NTU Standard*	*100 NTU Standard*	*800 NTU Standard*	*10 NTU Verification*	*Acceptance Criteria*
	19.4	98.8	802	10.1	*+/- 3 %*
	Calibration Value	**Verification**	*Acceptance Criteria*	**Cal Sol Temp (ºC)**	**Notes:**
Specific Conductance 4490 (µS/cm)	4490	4486.2	*+/- 1 %*	26.7	NA
pH 7 (SU)	7.00	6.98	*+/- .1 (SU)*	29.0	NA
pH 4 (SU)	4.00	4.02	*+/- .1 (SU)*	28.7	NA
pH 10 (SU)	10.00	9.99	*+/- .1 (SU)*	29.4	NA
D.O. (%)	*N/A*	99.9	*95-105 %*	30.9	NA
ORP (mV)	228.0	227.7	*+/- 10 mV*	29.0	NA

Calibration Standards Information

Standard (@ 25°C)	**Certified Value**	**Brand**	**Lot Number**	**Expiration Date**
AM pH 4 (SU)	4.00	AIR	22250153	11/1/2023
AM pH 7 (SU)	7.00	AIR	2216893	11/1/2023
AM pH 10 (SU)	10.00	AIR	21320202	12/1/2023
PM pH 4 (SU)	4.00	AIR	22250153	11/1/2023
PM pH 7 (SU)	7.00	AIR	2216893	11/1/2023
PM pH 10 (SU)	10.00	AIR	21320202	12/1/2023
Specific Conductance 4,490 (µS/cm)	4490	AIR	22250153	11/1/2023
ORP (mV)	228.0	AIR	21390144	11/1/2023
Turbidity - 20 NTU	20.0	Hach	A2231	23-Dec
Turbidity - 100 NTU	100	Hach	A2239	23-Dec
Turbidity - 800 NTU	800	Hach	A2231	23-Dec
Turbidity - 10 NTU	10.0	Hach	A2264	24-Jan

	Instruments			
	Manufacturer	**Model**	**Serial Number**	**Calibrated Within Acceptance Criteria:**
Water Quality Meter	InSitu	AquaTroll 400	883561	Yes
Turbidity Meter	Hach	2100Q	22070D000463	Yes
NIST Thermometer	Thomas Instruments	NIST Thermometer	221620193	Expiration Date: 6/28/2024
Explanations:	NA			

Prepared By: Dylan Ripley *Date:* 8/9/2023 *Signature:* Dylan Ripley

Review By: Calli Provenza *Date:* 8/10/2023 *Signature:* Calli Provenza

EQUIPMENT CALIBRATION FORM

Project Name: Arkwright Groundwater Sampling
Plant Name: Plant Arkwright **Date:** 8/7/2023
Plant Address: 5001 Arkwright Road, Macon, GA 31210
Project Number: 175569434 **Page** 1 **of** 1
Goal/Task: Groundwater Sampling

Morning (AM) Calibration			**Calibrated By:**	Houston Lynn	
Weather:	Mostly Sunny 75 F				
Time (24hr) Start:	7:00	*Acceptance Criteria*	**Time (24hr) Finish:**	7:36	
Temperature (°C):			**Barometric Pressure (mbar):**		
NIST Thermometer:	25.9	*+/- 4°C*	*Local Weather Station:*	1015.8	
Aqua TROLL 400:	25.7		*Aqua TROLL 400:*	1003.0	
Turbidity (NTUs):	*20 NTU Standard*	*100 NTU Standard*	*800 NTU Standard*	*10 NTU Verification*	*Acceptance Criteria*
	19.7	102	794	10.1	*+/- 3 %*
	Calibration Value	**Post Calibration**	*Acceptance Criteria*	**Cal Sol Temp (ºC)**	**Notes:**
Specific Conductance 4,490 (µS/cm)	4490	4495.1	*+/- 1 %*	26.0	NA
pH 7 (SU)	7.00	7.03	*+/- .1 (SU)*	26.0	NA
pH 4 (SU)	4.00	4.00	*+/- .1 (SU)*	26.0	NA
pH 10 (SU)	10.00	10.01	*+/- .1 (SU)*	26.0	NA
D.O. (%)	*N/A*	100.8	*95-105 %*	24.7	NA
ORP (mV)	228.0	227.6	*+/- 10 mV*	25.6	NA

Afternoon (PM) Calibration Verification			**Verification By:**	Houston Lynn	
Weather:	Partly cloudy 90 F				
Time (24hr) Start:	13:16	*Acceptance Criteria*	**Time (24hr) Finish:**	13:32	
Temperature (°C):			**Barometric Pressure (mbar):**		
NIST Thermometer:	32.6	*+/- 4°C*	*Local Weather Station:*	1004.8	
	32.3		*Aqua TROLL 400:*	1005.3	
Turbidity (NTUs):	*20 NTU Standard*	*100 NTU Standard*	*800 NTU Standard*	*10 NTU Verification*	*Acceptance Criteria*
	19.6	97.6	789	10.2	*+/- 3 %*
	Calibration Value	**Verification**	*Acceptance Criteria*	**Cal Sol Temp (ºC)**	**Notes:**
Specific Conductance 4490 (µS/cm)	4490	4466.9	*+/- 1 %*	32.2	NA
pH 7 (SU)	7.00	7.01	*+/- .1 (SU)*	30.3	NA
pH 4 (SU)	4.00	4.05	*+/- .1 (SU)*	32.2	NA
pH 10 (SU)	10.00	9.95	*+/- .1 (SU)*	30.6	NA
D.O. (%)	*N/A*	104.9	*95-105 %*	30.8	NA
ORP (mV)	228.0	220.8	*+/- 10 mV*	30.5	NA

Calibration Standards Information

Standard (@ 25°C)	**Certified Value**	**Brand**	**Lot Number**	**Expiration Date**
AM pH 4 (SU)	4.00	AIR	22250153	11/1/2023
AM pH 7 (SU)	7.00	AIR	2216893	11/1/2023
AM pH 10 (SU)	10.00	AIR	22110130	4/1/2024
PM pH 4 (SU)	4.00	AIR	22250153	11/1/2023
PM pH 7 (SU)	7.00	AIR	2216893	11/1/2023
PM pH 10 (SU)	10.00	AIR	22110130	4/1/2024
Specific Conductance 4,490 (µS/cm)	4490	AIR	22250153	11/1/2023
ORP (mV)	228.0	AIR	21390144	11/1/2023
Turbidity - 20 NTU	20.0	Hach	A2231	23-Dec
Turbidity - 100 NTU	100	Hach	A2239	23-Dec
Turbidity - 800 NTU	800	Hach	A2231	31-Dec
Turbidity - 10 NTU	10.0	Hach	A2264	24-Jan

	Manufacturer	**Instruments Model**	**Serial Number**	**Calibrated Within Acceptance Criteria:**
Water Quality Meter	InSitu	AquaTroll 400	SN:966105	Y
Turbidity Meter	Hach	2100Q	S/N12050C017705	Y
NIST Thermometer	Thomas Instruments	NIST Thermometer	22160123	Expiration Date: 6.28.2024
Explanations:	None			

Prepared By: Houston Lynn *Date:* 8/9/2023 *Signature:* Houston Lynn

Review By: Calli Provenza *Date:* 8/9/2023 *Signature:* Calli Provenza

EQUIPMENT CALIBRATION FORM

Project Name: Arkwright Groundwater Sampling
Plant Name: Plant Arkwright **Date:** 8/9/2023
Plant Address: 5001 Arkwright Road, Macon, GA 31210
Project Number: 175569434 **Page** 1 **of** 1
Goal/Task: Groundwater Sampling

Morning (AM) Calibration			**Calibrated By:**	Zach Levy	
Weather:	Clear				
Time (24hr) Start:	7:20	*Acceptance Criteria*	**Time (24hr) Finish:**	7:55	
Temperature (°C):			**Barometric Pressure (mbar):**		
NIST Thermometer:	23.6	*+/- 4°C*	*Local Weather Station:*	1015.6	
Aqua TROLL 400:	22.5		*Aqua TROLL 400:*	1004.2	
Turbidity (NTUs):	*20 NTU Standard*	*100 NTU Standard*	*800 NTU Standard*	*10 NTU Verification*	*Acceptance Criteria*
	20.0	99.9	793	10.2	*+/- 3 %*
	Calibration Value	**Post Calibration**	*Acceptance Criteria*	**Cal Sol Temp (ºC)**	**Notes:**
Specific Conductance 4,490 (µS/cm)	4490	4490.9	*+/- 1 %*	23.0	NA
pH 7 (SU)	7.00	7.03	*+/- .1 (SU)*	23.3	NA
pH 4 (SU)	4.00	4.05	*+/- .1 (SU)*	23.1	NA
pH 10 (SU)	10.00	10.01	*+/- .1 (SU)*	23.3	NA
D.O. (%)	*N/A*	100.0	*95-105 %*	22.9	NA
ORP (mV)	228.0	227.8	*+/- 10 mV*	23.2	NA

Afternoon (PM) Calibration Verification			**Verification By:**	John Myer	
Weather:	Sunny 91 F				
Time (24hr) Start:	15:45	*Acceptance Criteria*	**Time (24hr) Finish:**	16:15	
Temperature (°C):			**Barometric Pressure (mbar):**		
NIST Thermometer:	34.7	*+/- 4°C*	*Local Weather Station:*	1001.6	
	34.2		*Aqua TROLL 400:*	1001.7	
Turbidity (NTUs):	*20 NTU Standard*	*100 NTU Standard*	*800 NTU Standard*	*10 NTU Verification*	*Acceptance Criteria*
	20.0	103	803	10.2	*+/- 3 %*
	Calibration Value	**Verification**	*Acceptance Criteria*	**Cal Sol Temp (ºC)**	**Notes:**
Specific Conductance 4490 (µS/cm)	4490	4454	*+/- 1 %*	34.1	NA
pH 7 (SU)	7.00	6.99	*+/- .1 (SU)*	31.4	NA
pH 4 (SU)	4.00	4.01	*+/- .1 (SU)*	31.1	NA
pH 10 (SU)	10.00	9.95	*+/- .1 (SU)*	31.2	NA
D.O. (%)	*N/A*	99.0	*95-105 %*	35.4	NA
ORP (mV)	228.0	220.5	*+/- 10 mV*	31.9	NA

Calibration Standards Information

Standard (@ 25°C)	**Certified Value**	**Brand**	**Lot Number**	**Expiration Date**
AM pH 4 (SU)	4.00	AIR	22250153	11/30/2023
AM pH 7 (SU)	7.00	AIR	2216893	11/30/2023
AM pH 10 (SU)	10.00	AIR	22110130	4/30/2024
PM pH 4 (SU)	4.00	AIR	22250153	11/30/2023
PM pH 7 (SU)	7.00	AIR	2216893	11/30/2023
PM pH 10 (SU)	10.00	AIR	22110130	4/30/2024
Specific Conductance 4,490 (µS/cm)	4490	AIR	22250153	11/30/2023
ORP (mV)	228.0	AIR	21390144	11/30/2023
Turbidity - 20 NTU	20.0	Hach	A3187	10/31/2024
Turbidity - 100 NTU	100	Hach	A3186	10/31/2024
Turbidity - 800 NTU	800	Hach	A3166	9/30/2024
Turbidity - 10 NTU	10.0	Hach	A3173	9/30/2024

	Instruments			
	Manufacturer	**Model**	**Serial Number**	**Calibrated Within Acceptance Criteria:**
Water Quality Meter	InSitu	AquaTroll 400	883546	Y
Turbidity Meter	Hach	2100Q	23060D000344	Y
NIST Thermometer	Thomas Instruments	NIST Thermometer	221620123□	Expiration Date: 6/28/2024
Explanations:	NA			

Prepared By: John Myer *Date:* 8/9/2023 *Signature:* John Myer Zachary Levy

Review By: Calli Provenza *Date:* 8/10/2023 *Signature:* Calli Provenza

EQUIPMENT CALIBRATION FORM

Project Name: Arkwright Groundwater Sampling
Plant Name: Plant Arkwright **Date:** 8/9/2023
Plant Address: 5001 Arkwright Road, Macon, GA 31210
Project Number: 175569434 **Page** 1 **of** 1
Goal/Task: Groundwater Sampling

Morning (AM) Calibration			**Calibrated By:**	Dylan Quintal	
Weather:	Clear, 70F				
Time (24hr) Start:	7:20	*Acceptance Criteria*	**Time (24hr) Finish:**	8:00	
Temperature (°C):			**Barometric Pressure (mbar):**		
NIST Thermometer:	23.5	*+/- 4°C*	*Local Weather Station:*	1015.2	
Aqua TROLL 400:	22.3		*Aqua TROLL 400:*	1004.3	
Turbidity (NTUs):	*20 NTU Standard*	*100 NTU Standard*	*800 NTU Standard*	*10 NTU Verification*	*Acceptance Criteria*
	20.1	100	809	10.2	*+/- 3 %*
	Calibration Value	**Post Calibration**	*Acceptance Criteria*	**Cal Sol Temp (ºC)**	**Notes:**
Specific Conductance 4,490 (µS/cm)	4490	4491	*+/- 1 %*	23.2	NA
pH 7 (SU)	7.00	7.01	*+/- .1 (SU)*	22.8	NA
pH 4 (SU)	4.00	3.97	*+/- .1 (SU)*	23.1	NA
pH 10 (SU)	10.00	9.99	*+/- .1 (SU)*	23.0	NA
D.O. (%)	*N/A*	99.9	*95-105 %*	22.5	NA
ORP (mV)	228.0	227.8	*+/- 10 mV*	23.1	NA

Afternoon (PM) Calibration Verification			**Verification By:**	Dylan Quintal	
Weather:	Partly cloudy, 84F				
Time (24hr) Start:	11:55	*Acceptance Criteria*	**Time (24hr) Finish:**	12:15	
Temperature (°C):			**Barometric Pressure (mbar):**		
NIST Thermometer:	24.7	*+/- 4°C*	*Local Weather Station:*	1015.2	
	24.7		*Aqua TROLL 400:*	1005.3	
Turbidity (NTUs):	*20 NTU Standard*	*100 NTU Standard*	*800 NTU Standard*	*10 NTU Verification*	*Acceptance Criteria*
	20.1	102	800	9.96	*+/- 3 %*
	Calibration Value	**Verification**	*Acceptance Criteria*	**Cal Sol Temp (ºC)**	**Notes:**
Specific Conductance 4490 (µS/cm)	4490	4487.5	*+/- 1 %*	24.6	NA
pH 7 (SU)	7.00	6.99	*+/- .1 (SU)*	24.6	NA
pH 4 (SU)	4.00	3.98	*+/- .1 (SU)*	24.7	NA
pH 10 (SU)	10.00	9.99	*+/- .1 (SU)*	24.6	NA
D.O. (%)	*N/A*	99.4	*95-105 %*	25.1	NA
ORP (mV)	228.0	225.7	*+/- 10 mV*	24.6	NA

Calibration Standards Information

Standard (@ 25°C)	**Certified Value**	**Brand**	**Lot Number**	**Expiration Date**
AM pH 4 (SU)	4.00	AIR	22250153	11/1/2023
AM pH 7 (SU)	7.00	AIR	2216893	11/1/2023
AM pH 10 (SU)	10.00	AIR	21320202	12/1/2023
PM pH 4 (SU)	4.00	AIR	22250153	11/1/2023
PM pH 7 (SU)	7.00	AIR	2216893	11/1/2023
PM pH 10 (SU)	10.00	AIR	21320202	12/1/2023
Specific Conductance 4,490 (µS/cm)	4490	AIR	22250153	11/1/2023
ORP (mV)	228.0	AIR	21390144	11/1/2023
Turbidity - 20 NTU	20.0	Hach	A2231	Dec-23
Turbidity - 100 NTU	100	Hach	A2239	Dec-23
Turbidity - 800 NTU	800	Hach	A2231	Dec-23
Turbidity - 10 NTU	10.0	Hach	A2264	Jan-24

	Manufacturer	**Instruments Model**	**Serial Number**	**Calibrated Within Acceptance Criteria:**
Water Quality Meter	InSitu	AquaTroll 400	843593	Yes
Turbidity Meter	Hach	2100Q	22090D000337	Yes
NIST Thermometer	Thomas Instruments	NIST Thermometer	221620123	Expiration Date: 6/28/2024
Explanations:	Hach recalibrated at noon due to readings slightly out of criteria.			

Prepared By: Dylan Quintal *Date:* 8/9/2023 *Signature:* Dylan Quintal

Review By: Calli Provenza *Date:* 8/14/2023 *Signature:* Calli Provenza

EQUIPMENT CALIBRATION FORM

Project Name: Arkwright Groundwater Sampling
Plant Name: Plant Arkwright **Date:** 8/10/2023
Plant Address: 5001 Arkwright Road, Macon, GA 31210
Project Number: 175569434 **Page** 1 **of** 1
Goal/Task: Groundwater Sampling

Morning (AM) Calibration			**Calibrated By:** John Myer		
Weather:	Overcast 74 F				
Time (24hr) Start:	6:40	*Acceptance Criteria*	**Time (24hr) Finish:**	7:10	
Temperature (°C):			**Barometric Pressure (mbar):**		
NIST Thermometer:	29.1	*+/- 4°C*	*Local Weather Station:*	1001.5	
Aqua TROLL 400:	28.4		*Aqua TROLL 400:*	999.7	
Turbidity (NTUs):	*20 NTU Standard*	*100 NTU Standard*	*800 NTU Standard*	*10 NTU Verification*	*Acceptance Criteria*
	20.0	98.6	801	10.1	*+/- 3 %*
	Calibration Value	**Post Calibration**	*Acceptance Criteria*	**Cal Sol Temp (ºC)**	**Notes:**
Specific Conductance 4,490 (µS/cm)	4490	4470.5	*+/- 1 %*	26.4	NA
pH 7 (SU)	7.00	7.00	*+/- .1 (SU)*	26.8	NA
pH 4 (SU)	4.00	4.00	*+/- .1 (SU)*	27.0	NA
pH 10 (SU)	10.00	10.01	*+/- .1 (SU)*	27.5	NA
D.O. (%)	*N/A*	100.1	*95-105 %*	25.6	NA
ORP (mV)	228.0	227.2	*+/- 10 mV*	26.4	NA

Afternoon (PM) Calibration Verification			**Verification By:** John Myer		
Weather:	Sunny 86 F				
Time (24hr) Start:	13:10	*Acceptance Criteria*	**Time (24hr) Finish:**	13:45	
Temperature (°C):			**Barometric Pressure (mbar):**		
NIST Thermometer:	34.1	*+/- 4°C*	*Local Weather Station:*	1000.6	
	34.4		*Aqua TROLL 400:*	1000.9	
Turbidity (NTUs):	*20 NTU Standard*	*100 NTU Standard*	*800 NTU Standard*	*10 NTU Verification*	*Acceptance Criteria*
	20.0	101	790	10.3	*+/- 3 %*
	Calibration Value	**Verification**	*Acceptance Criteria*	**Cal Sol Temp (ºC)**	**Notes:**
Specific Conductance 4490 (µS/cm)	4490	4446	*+/- 1 %*	31.9	NA
pH 7 (SU)	7.00	6.99	*+/- .1 (SU)*	29.7	NA
pH 4 (SU)	4.00	4.01	*+/- .1 (SU)*	29.7	NA
pH 10 (SU)	10.00	9.95	*+/- .1 (SU)*	30.3	NA
D.O. (%)	*N/A*	98.7	*95-105 %*	30.4	NA
ORP (mV)	228.0	223.5	*+/- 10 mV*	30.1	NA

Calibration Standards Information

Standard (@ 25°C)	**Certified Value**	**Brand**	**Lot Number**	**Expiration Date**
AM pH 4 (SU)	4.00	AIR	22250153	11/30/2023
AM pH 7 (SU)	7.00	AIR	2216893	11/30/2023
AM pH 10 (SU)	10.00	AIR	22110130	4/30/2024
PM pH 4 (SU)	4.00	AIR	22250153	11/30/2023
PM pH 7 (SU)	7.00	AIR	2216893	11/30/2023
PM pH 10 (SU)	10.00	AIR	22110130	4/30/2024
Specific Conductance 4,490 (µS/cm)	4490	AIR	22250153	11/30/2023
ORP (mV)	228.0	AIR	21390144	11/30/2023
Turbidity - 20 NTU	20.0	Hach	A3187	10/31/2024
Turbidity - 100 NTU	100	Hach	A3186	10/31/2024
Turbidity - 800 NTU	800	Hach	A3166	9/30/2024
Turbidity - 10 NTU	10.0	Hach	A3173	9/30/2024

	Manufacturer	**Instruments Model**	**Serial Number**	**Calibrated Within Acceptance Criteria:**
Water Quality Meter	InSitu	AquaTroll 400	883546	Y
Turbidity Meter	Hach	2100Q	23060D000344	Y
NIST Thermometer	Thomas Instruments	NIST Thermometer	221620123□	Expiration Date: 6/28/2024
Explanations:	NA			

Prepared By: John Myer *Date:* 8/10/2023 *Signature:* John Myer

Review By: Calli Provenza *Date:* 8/15/2023 *Signature:* Calli Provenza

EQUIPMENT CALIBRATION FORM

Project Name: Arkwright Groundwater Sampling
Plant Name: Plant Arkwright **Date:** 8/10/2023
Plant Address: 5001 Arkwright Road, Macon, GA 31210
Project Number: 175569434 **Page** 1 **of** 1
Goal/Task: Groundwater Sampling

Morning (AM) Calibration			**Calibrated By:**	Dylan Ripley	
Weather:			sunny partly cloudy		
Time (24hr) Start:	7:08	*Acceptance Criteria*	**Time (24hr) Finish:**	8:13	
Temperature (°C):			**Barometric Pressure (mbar):**		
NIST Thermometer:	26.0	*+/- 4°C*	*Local Weather Station:*	1011.9	
Aqua TROLL 400:	25.8		*Aqua TROLL 400:*	998.8	
Turbidity (NTUs):	*20 NTU Standard*	*100 NTU Standard*	*800 NTU Standard*	*10 NTU Verification*	*Acceptance Criteria*
	20.1	100	799	9.77	*+/- 3 %*
	Calibration Value	**Post Calibration**	*Acceptance Criteria*	**Cal Sol Temp (ºC)**	**Notes:**
Specific Conductance 4,490 (µS/cm)	4490	4483.8	*+/- 1 %*	25.9	NA
pH 7 (SU)	7.00	7.02	*+/- .1 (SU)*	25.7	NA
pH 4 (SU)	4.00	4.02	*+/- .1 (SU)*	25.8	NA
pH 10 (SU)	10.00	10.01	*+/- .1 (SU)*	25.9	NA
D.O. (%)	*N/A*	99.9	*95-105 %*	26.0	NA
ORP (mV)	228.0	227.6	*+/- 10 mV*	25.9	NA

Afternoon (PM) Calibration Verification			**Verification By:**	Dylan Ripley	
Weather:			Sunny partly cloudy		
Time (24hr) Start:	!4:45	*Acceptance Criteria*	**Time (24hr) Finish:**	`1502	
Temperature (°C):			**Barometric Pressure (mbar):**		
NIST Thermometer:	24.5	*+/- 4°C*	*Local Weather Station:*	1011.5	
Aqua TROLL 400:	26.4		*Aqua TROLL 400:*	998.3	
Turbidity (NTUs):	*20 NTU Standard*	*100 NTU Standard*	*800 NTU Standard*	*10 NTU Verification*	*Acceptance Criteria*
	20.0	99.8	791	9.77	*+/- 3 %*
	Calibration Value	**Verification**	*Acceptance Criteria*	**Cal Sol Temp (ºC)**	**Notes:**
Specific Conductance 4490 (µS/cm)	4490	4481.5	*+/- 1 %*	26.4	NA
pH 7 (SU)	7.00	7.08	*+/- .1 (SU)*	27.0	NA
pH 4 (SU)	4.00	4.10	*+/- .1 (SU)*	26.4	NA
pH 10 (SU)	10.00	10.02	*+/- .1 (SU)*	27.1	NA
D.O. (%)	*N/A*	99.8	*95-105 %*	27.3	NA
ORP (mV)	228.0	226.5	*+/- 10 mV*	27.2	NA

Calibration Standards Information

Standard (@ 25°C)	**Certified Value**	**Brand**	**Lot Number**	**Expiration Date**
AM pH 4 (SU)	4.00	AIR	22250153	11/1/2023
AM pH 7 (SU)	7.00	AIR	2216893	11/1/2023
AM pH 10 (SU)	10.00	AIR	21320202	12/1/2023
PM pH 4 (SU)	4.00	AIR	22250153	11/1/2023
PM pH 7 (SU)	7.00	AIR	2216893	11/1/2023
PM pH 10 (SU)	10.00	AIR	21320202	12/1/2023
Specific Conductance 4,490 (µS/cm)	4490	AIR	22250153	11/1/2023
ORP (mV)	228.0	AIR	21390144	11/1/2023
Turbidity - 20 NTU	20.0	Hach	A2231	23-Dec
Turbidity - 100 NTU	100	Hach	A2239	23-Dec
Turbidity - 800 NTU	800	Hach	A2231	23-Dec
Turbidity - 10 NTU	10.0	Hach	A2264	24-Jan

	Manufacturer	**Instruments Model**	**Serial Number**	**Calibrated Within Acceptance Criteria:**
Water Quality Meter	InSitu	AquaTroll 400	728541	Yes
Turbidity Meter	Hach	2100Q	22070D000463	Yes
NIST Thermometer	Thomas Instruments	NIST Thermometer	221620193	Expiration Date: 6/28/2024
Explanations:	NA			

Prepared By: Dylan Ripley *Date:* 8/10/2023 *Signature:* Dylan Ripley

Review By: Calli Provenza *Date:* 8/14/2023 *Signature:* Calli Provenza

EQUIPMENT CALIBRATION FORM

Project Name: Arkwright Groundwater Sampling
Plant Name: Plant Arkwright **Date:** 8/10/2023
Plant Address: 5001 Arkwright Road, Macon, GA 31210
Project Number: 175569434 **Page** 1 **of** 1
Goal/Task: Groundwater Sampling

Morning (AM) Calibration			**Calibrated By:**	Dylan Quintal	
Weather:	Partly cloudy, 75F				
Time (24hr) Start:	7:00	*Acceptance Criteria*	**Time (24hr) Finish:**	7:40	
Temperature (°C):			**Barometric Pressure (mbar):**		
NIST Thermometer:	26.1	*+/- 4°C*	*Local Weather Station:*	1011.5	
Aqua TROLL 400:	25.6		*Aqua TROLL 400:*	1000.9	
Turbidity (NTUs):	*20 NTU Standard*	*100 NTU Standard*	*800 NTU Standard*	*10 NTU Verification*	*Acceptance Criteria*
	20.5	97.9	785	10.2	*+/- 3 %*
	Calibration Value	**Post Calibration**	*Acceptance Criteria*	**Cal Sol Temp (ºC)**	**Notes:**
Specific Conductance 4,490 (µS/cm)	4490	4482.5	*+/- 1 %*	26.6	NA
pH 7 (SU)	7.00	7.00	*+/- .1 (SU)*	26.0	NA
pH 4 (SU)	4.00	3.99	*+/- .1 (SU)*	26.6	NA
pH 10 (SU)	10.00	9.98	*+/- .1 (SU)*	26.3	NA
D.O. (%)	*N/A*	100.0	*95-105 %*	25.7	NA
ORP (mV)	228.0	227.9	*+/- 10 mV*	26.2	NA

Afternoon (PM) Calibration Verification			**Verification By:**	Dylan Quintal	
Weather:	Partly cloudy, 87F				
Time (24hr) Start:	14:00	*Acceptance Criteria*	**Time (24hr) Finish:**	14:20	
Temperature (°C):			**Barometric Pressure (mbar):**		
NIST Thermometer:	30.1	*+/- 4°C*	*Local Weather Station:*	1012.2	
	30.6		*Aqua TROLL 400:*	999.9	
Turbidity (NTUs):	*20 NTU Standard*	*100 NTU Standard*	*800 NTU Standard*	*10 NTU Verification*	*Acceptance Criteria*
	20.3	101	789	9.89	*+/- 3 %*
	Calibration Value	**Verification**	*Acceptance Criteria*	**Cal Sol Temp (ºC)**	**Notes:**
Specific Conductance 4490 (µS/cm)	4490	4516.7	*+/- 1 %*	32.3	NA
pH 7 (SU)	7.00	7.03	*+/- .1 (SU)*	31.9	NA
pH 4 (SU)	4.00	4.07	*+/- .1 (SU)*	32.4	NA
pH 10 (SU)	10.00	9.91	*+/- .1 (SU)*	31.4	NA
D.O. (%)	*N/A*	101.6	*95-105 %*	33.6	NA
ORP (mV)	228.0	218.5	*+/- 10 mV*	31.2	NA

Calibration Standards Information

Standard (@ 25°C)	**Certified Value**	**Brand**	**Lot Number**	**Expiration Date**
AM pH 4 (SU)	4.00	AIR	22250153	11/1/2023
AM pH 7 (SU)	7.00	AIR	2216893	11/1/2023
AM pH 10 (SU)	10.00	AIR	21320202	12/1/2023
PM pH 4 (SU)	4.00	AIR	22250153	11/1/2023
PM pH 7 (SU)	7.00	AIR	2216893	11/1/2023
PM pH 10 (SU)	10.00	AIR	21320202	12/1/2023
Specific Conductance 4,490 (µS/cm)	4490	AIR	22250153	11/1/2023
ORP (mV)	228.0	AIR	21390144	11/1/2023
Turbidity - 20 NTU	20.0	Hach	A2231	Dec-23
Turbidity - 100 NTU	100	Hach	A2239	Dec-23
Turbidity - 800 NTU	800	Hach	A2231	Dec-23
Turbidity - 10 NTU	10.0	Hach	A2264	Jan-23

	Manufacturer	**Instruments Model**	**Serial Number**	**Calibrated Within Acceptance Criteria:**
Water Quality Meter	InSitu	AquaTroll 400	843593	Yes
Turbidity Meter	Hach	2100Q	22090D000337	Yes
NIST Thermometer	Thomas Instruments	NIST Thermometer	221620123	Expiration Date: 6/28/2024

Explanations: Midday calibration performed after sampling first two wells and before third.

Prepared By: Dylan Quintal *Date:* 8/10/2023 *Signature:* Dylan Quintal

Review By: Calli Provenza *Date:* 8/14/2023 *Signature:* Calli Provenza

Field Instrumentation Calibration Form

Site Name: Plant Arkwright
Calibrated By: E.Scheiben

Date: 01/23/2024

Field Conditions: Overcast, 44◦F

Instrument	Manufactuer/ Model	Serial Number
Water Quality Meter	InSitu/AquaTroll400	966105
Turbidity Meter	Hach/2100Q	23100D000368

Calibration Standard Information				
Parameter	**Standard**	**Lot #**	**Date of Expiration**	**Brand**
Specific Conductance (µS/cm)	4,490	24000044	May-24	AIR
pH (SU)	4.00	24000044	May-24	AIR
pH (SU)	7.00	22290139	Apr-24	AIR
pH (SU)	10.00	22110130	Apr-24	AIR
D.O. (%)	N/A	--	--	--
ORP (mV)	228.0	24002258	Jun-24	AIR

Calibration					
Time Start	**0815**	**Time Finish**	**0900**		
Parameter	**Standard**	**Calibration Value**	**Calibration Solution Temperature (°C)**	**Acceptance Criteria**	**Reference**
Specific Conductance (µS/cm)	4,490	4,485.70	18.92	± 10% of standard	EPA 2023
pH (SU)	4.00	4.01	16.78	± 0.1	GWMP
pH (SU)	7.00	7.03	16.17	± 0.1	GWMP
pH (SU)	10.00	10.02	17.05	± 0.1	GWMP
D.O. (%)	N/A	97.1	16.65	± 10%	NA
ORP (mV)	228.0	227.9	16.53	± 10	EPA 2023

	Standard	Calibration Value	Acceptance Criteria	Reference
Turbidity (NTU)	20	20.2	± 10% of standard	EPA 2023
	100	101		
	800	790		
	10	9.81		

Calibration Check					
Time Start	**13:16**	**Time Finish**	**13:30**		
Parameter	**Standard**	**Calibration Value**	**Calibration Solution Temperature (°C)**	**Acceptance Criteria**	**Reference**
Specific Conductance (µS/cm)	4,490	4,260.10	17.01	± 10% of standard	EPA 2023
pH (SU)	4.00	4.05	17.01	± 0.1	GWMP
pH (SU)	7.00	7.06	15.89	± 0.1	GWMP
pH (SU)	10.00	10.04	16.11	± 0.1	GWMP

	Standard	Calibration Value	Acceptance Criteria	Reference
Turbidity (NTU)	20	20.2	± 10% of standard	EPA 2023
	100	101		
	800	798		
	10	10.2		

Notes:

Field Instrumentation Calibration Form

Site Name: Plant Arkwright Date: 1/24/24

Calibrated By: Emily Scheiben Field Conditions: light rain,55◦F

Instrument	Manufactuer/ Model	Serial Number
Water Quality Meter	InSitu/AquaTroll 400	966105
Turbidity Meter	Hach/2100Q	23100D000368

Calibration Standard Information				
Parameter	**Standard**	**Lot #**	**Date of Expiration**	**Brand**
Specific Conductance (µS/cm)	4,490	24000044	May-24	AIR
pH (SU)	4.00	24000044	May-24	AIR
pH (SU)	7.00	22290139	Apr-24	AIR
pH (SU)	10.00	22110130	Apr-24	AIR
D.O. (%)	N/A	--	--	--
ORP (mV)	228.0	24002258	Jun-24	AIR

Calibration					
Time Start	**07:45**	**Time Finish**	**08:15**		
Parameter	**Standard**	**Calibration Value**	**Calibration Solution Temperature (°C)**	**Acceptance Criteria**	**Reference**
Specific Conductance (µS/cm)	4,490	4,491.50	15.66	± 10% of standard	EPA 2023
pH (SU)	4.00	4.01	15.69	± 0.1	GWMP
pH (SU)	7.00	7.04	15.73	± 0.1	GWMP
pH (SU)	10.00	10.02	15.83	± 0.1	GWMP
D.O. (%)	N/A	101.43	15.87	± 10%	NA
ORP (mV)	228.0	227.7	15.79	± 10	EPA 2023

	Standard	Calibration Value	Acceptance Criteria	Reference
Turbidity (NTU)	20	20.2	± 10% of standard	EPA 2023
	100	99.6		
	800	788		
	10	9.81		

Calibration Check					
Time Start	**15:20**	**Time Finish**	**15:35**		
Parameter	**Standard**	**Calibration Value**	**Calibration Solution Temperature (°C)**	**Acceptance Criteria**	**Reference**
Specific Conductance (µS/cm)	4,490	4,334.70	19.61	± 10% of standard	EPA 2023
pH (SU)	4.00	4.08	19.61	± 0.1	GWMP
pH (SU)	7.00	7.08	18.99	± 0.1	GWMP
pH (SU)	10.00	9.98	18.72	± 0.1	GWMP

	Standard	Calibration Value	Acceptance Criteria	Reference
Turbidity (NTU)	20	20.8	± 10% of standard	EPA 2023
	100	106		
	800	798		
	10	11.3		

Notes:

Field Instrumentation Calibration Form

Site Name:_____Plant Arkwright_ Date: ____1/25/2024_____

Calibrated By:___Emily Scheiben___ Field Conditions:____Overcast, 65F_____

Instrument	Manufactuer/ Model	Serial Number
Water Quality Meter	InSitu/AquaTroll400	966105
Turbidity Meter	Hach/2100Q	23100D000368

Calibration Standard Information				
Parameter	**Standard**	**Lot #**	**Date of Expiration**	**Brand**
Specific Conductance (µS/cm)	4,490	24000044	May-24	AIR
pH (SU)	4.00	24000044	May-24	AIR
pH (SU)	7.00	22290139	Apr-24	AIR
pH (SU)	10.00	22110130	Apr-24	AIR
D.O. (%)	N/A	--	--	--
ORP (mV)	228.0	24002258	Jun-24	AIR

Calibration					
Time Start		**Time Finish**			
Parameter	**Standard**	**Calibration Value**	**Calibration Solution Temperature (°C)**	**Acceptance Criteria**	**Reference**
Specific Conductance (µS/cm)	4,490	4,482.30	16.15	± 10% of standard	EPA 2023
pH (SU)	4.00	4.03	16.38	± 0.1	GWMP
pH (SU)	7.00	7.04	16.74	± 0.1	GWMP
pH (SU)	10.00	10.02	16.83	± 0.1	GWMP
D.O. (%)	N/A	102.27	17.29	± 10%	NA
ORP (mV)	228.0	228.0	17.00	± 10	EPA 2023

	Standard	Calibration Value	Acceptance Criteria	Reference
Turbidity (NTU)	20	19.9	± 10% of standard	EPA 2023
	100	99.7		
	800	799		
	10	10		

Calibration Check					
Time Start		**Time Finish**			
Parameter	**Standard**	**Calibration Value**	**Calibration Solution Temperature (°C)**	**Acceptance Criteria**	**Reference**
Specific Conductance (µS/cm)	4,490	4,233.30	22.63	± 10% of standard	EPA 2023
pH (SU)	4.00	4.08	22.63	± 0.1	GWMP
pH (SU)	7.00	7.07	22.91	± 0.1	GWMP
pH (SU)	10.00	9.98	22.77	± 0.1	GWMP

	Standard	Calibration Value	Acceptance Criteria	Reference
Turbidity (NTU)	20	20	± 10% of standard	EPA 2023
	100	96.5		
	800	784		
	10	9.75		

Notes:

Field Instrumentation Calibration Form

Site Name: Plant Arkwright

Date: 1/22/2024

Calibrated By: John Myer

Field Conditions: Sunny

Instrument	Manufactuer/ Model	Serial Number
Water Quality Meter	AquaTroll 400	989630
Turbidity Meter	Hack 2100Q	22690D000345

Calibration Standard Information				
Parameter	**Standard**	**Lot #**	**Date of Expiration**	**Brand**
Specific Conductance (µS/cm)	4,490	24000044	May-24	AIR
pH (SU)	4.00	24000044	May-24	AIR
pH (SU)	7.00	22290139	Apr-24	AIR
pH (SU)	10.00	22110130	Apr-24	AIR
D.O. (%)	N/A	NA	NA	NA
ORP (mV)	228.0	24002258	Jun-24	AIR

Calibration					
Time Start	**12:15**	**Time Finish**	**13:00**		
Parameter	**Standard**	**Calibration Value**	**Calibration Solution Temperature (^{o}C)**	**Acceptance Criteria**	**Reference**
Specific Conductance (µS/cm)	4,490	4496.9	5.51	± 10% of standard	EPA 2023
pH (SU)	4.00	4.09	7,98	± 0.1	GWMP
pH (SU)	7.00	7.07	7.74	± 0.1	GWMP
pH (SU)	10.00	10.09	7.54	± 0.1	GWMP
D.O. (%)	N/A	100.36	8.86	± 10%	NA
ORP (mV)	228.0	227.3	7.58	± 10	EPA 2023

	Standard	Calibration Value	Acceptance Criteria	Reference
Turbidity (NTU)	20	20.2	± 10% of standard	EPA 2023
	100	99		
	800	814		
	10	9.86		

Calibration Check					
Time Start	**15:15**	**Time Finish**	**15:30**		
Parameter	**Standard**	**Calibration Value**	**Calibration Solution Temperature (^{o}C)**	**Acceptance Criteria**	**Reference**
Specific Conductance (µS/cm)	4,490	4053.2	16.92	± 10% of standard	EPA 2023
pH (SU)	4.00	4.1	17.13	± 0.1	GWMP
pH (SU)	7.00	7.05	15.3	± 0.1	GWMP
pH (SU)	10.00	10.1	13.8	± 0.1	GWMP

	Standard	Calibration Value	Acceptance Criteria	Reference
Turbidity (NTU)	20	20.2	± 10% of standard	EPA 2023
	100	101		
	800	753		
	10	9.69		

Notes:

Field Instrumentation Calibration Form

Site Name: Arkwright Date: 1/23/24

Calibrated By: John Myer Field Conditions: Overcast

Instrument	Manufactuer/ Model	Serial Number
Water Quality Meter	AquaTroll 400	989619
Turbidity Meter	Hach 2100Q	23060D000342

Calibration Standard Information				
Parameter	**Standard**	**Lot #**	**Date of Expiration**	**Brand**
Specific Conductance (µS/cm)	4,490	24000044	May-24	AIR
pH (SU)	4.00	24000044	May-24	AIR
pH (SU)	7.00	22290139	Apr-24	AIR
pH (SU)	10.00	22110130	Apr-24	AIR
D.O. (%)	N/A	NA	NA	NA
ORP (mV)	228.0	24002258	Jun-24	AIR

Calibration					
Time Start	**8:45**	**Time Finish**	**9:35**		
Parameter	**Standard**	**Calibration Value**	**Calibration Solution Temperature (^{o}C)**	**Acceptance Criteria**	**Reference**
Specific Conductance (µS/cm)	4,490	4466.8	13.63	± 10% of standard	EPA 2023
pH (SU)	4.00	4.08	11.68	± 0.1	GWMP
pH (SU)	7.00	7.05	10.49	± 0.1	GWMP
pH (SU)	10.00	10.01	10.19	± 0.1	GWMP
D.O. (%)	N/A	100.09	10.92	± 10%	NA
ORP (mV)	228.0	227.5	9.66	± 10	EPA 2023

	Standard	Calibration Value	Acceptance Criteria	Reference
Turbidity (NTU)	20	20.2	± 10% of standard	EPA 2023
	100	101		
	800	791		
	10	9.96		

Calibration Check					
Time Start	**12:55**	**Time Finish**	**13:15**		
Parameter	**Standard**	**Calibration Value**	**Calibration Solution Temperature (^{o}C)**	**Acceptance Criteria**	**Reference**
Specific Conductance (µS/cm)	4,490	4169.4	14.31	± 10% of standard	EPA 2023
pH (SU)	4.00	4.1	14.31	± 0.1	GWMP
pH (SU)	7.00	7.09	13.79	± 0.1	GWMP
pH (SU)	10.00	9.98	13.57	± 0.1	GWMP

	Standard	Calibration Value	Acceptance Criteria	Reference
Turbidity (NTU)	20	19.5	± 10% of standard	EPA 2023
	100	96.8		
	800	778		
	10	9.95		

Notes:

Field Instrumentation Calibration Form

Site Name: Arkwright Date: 1/24/2024

Calibrated By: John Myer Field Conditions: Showers

Instrument	Manufactuer/ Model	Serial Number
Water Quality Meter	AquaTroll 400	989619
Turbidity Meter	Hach 2100Q	23060D000342

Calibration Standard Information				
Parameter	**Standard**	**Lot #**	**Date of Expiration**	**Brand**
Specific Conductance (µS/cm)	4,490	24000044	May-24	AIR
pH (SU)	4.00	24000044	May-24	AIR
pH (SU)	7.00	22290139	Apr-24	AIR
pH (SU)	10.00	22110130	Apr-24	AIR
D.O. (%)	N/A	NA	NA	NA
ORP (mV)	228.0	24002258	Jun-24	AIR

Calibration					
Time Start	**9:30**	**Time Finish**	**10:00**		
Parameter	**Standard**	**Calibration Value**	**Calibration Solution Temperature (°C)**	**Acceptance Criteria**	**Reference**
Specific Conductance (µS/cm)	4,490	4463.9	11.37	± 10% of standard	EPA 2023
pH (SU)	4.00	4.04	13.24	± 0.1	GWMP
pH (SU)	7.00	7.03	13.3	± 0.1	GWMP
pH (SU)	10.00	10.01	13.04	± 0.1	GWMP
D.O. (%)	N/A	100	13.58	± 10%	NA
ORP (mV)	228.0	227.7	13.4	± 10	EPA 2023

	Standard	Calibration Value	Acceptance Criteria	Reference
Turbidity (NTU)	20	20	± 10% of standard	EPA 2023
	100	98.1		
	800	806		
	10	10.3		

Calibration Check					
Time Start	**15:00**	**Time Finish**	**15:15**		
Parameter	**Standard**	**Calibration Value**	**Calibration Solution Temperature (°C)**	**Acceptance Criteria**	**Reference**
Specific Conductance (µS/cm)	4,490	4197.3	18.74	± 10% of standard	EPA 2023
pH (SU)	4.00	4.09	18.54	± 0.1	GWMP
pH (SU)	7.00	7.08	17.87	± 0.1	GWMP
pH (SU)	10.00	9.97	17.67	± 0.1	GWMP

	Standard	Calibration Value	Acceptance Criteria	Reference
Turbidity (NTU)	20	19.2	± 10% of standard	EPA 2023
	100	103		
	800	775		
	10	9.76		

Notes:

Field Instrumentation Calibration Form

Site Name: Arkwright

Date: 1/25/2024

Calibrated By: John Myer

Field Conditions: Overcast

Instrument	Manufactuer/ Model	Serial Number
Water Quality Meter	AquaTroll 400	989619
Turbidity Meter	Hach 2100Q	23060D000342

Calibration Standard Information				
Parameter	**Standard**	**Lot #**	**Date of Expiration**	**Brand**
Specific Conductance (µS/cm)	4,490	24000044	May-24	AIR
pH (SU)	4.00	24000044	May-24	AIR
pH (SU)	7.00	22290139	Apr-24	AIR
pH (SU)	10.00	22110130	Apr-24	AIR
D.O. (%)	N/A	NA	NA	NA
ORP (mV)	228.0	24002258	Jun-24	AIR

Calibration					
Time Start	**8:45**	**Time Finish**	**9:15**		
Parameter	**Standard**	**Calibration Value**	**Calibration Solution Temperature (^{o}C)**	**Acceptance Criteria**	**Reference**
Specific Conductance (µS/cm)	4,490	4487.2	18.34	± 10% of standard	EPA 2023
pH (SU)	4.00	4.01	19.06	± 0.1	GWMP
pH (SU)	7.00	7.04	18.97	± 0.1	GWMP
pH (SU)	10.00	10	18.79	± 0.1	GWMP
D.O. (%)	N/A	100.02	19.56	± 10%	NA
ORP (mV)	228.0	227.7	19.14	± 10	EPA 2023

	Standard	Calibration Value	Acceptance Criteria	Reference
Turbidity (NTU)	20	19.9	± 10% of standard	EPA 2023
	100	102		
	800	801		
	10	10.2		

Calibration Check					
Time Start	**14:25**	**Time Finish**	**14:35**		
Parameter	**Standard**	**Calibration Value**	**Calibration Solution Temperature (^{o}C)**	**Acceptance Criteria**	**Reference**
Specific Conductance (µS/cm)	4,490	4431.8	23.95	± 10% of standard	EPA 2023
pH (SU)	4.00	4.06	23.95	± 0.1	GWMP
pH (SU)	7.00	7.04	23.5	± 0.1	GWMP
pH (SU)	10.00	9.96	23.13	± 0.1	GWMP

	Standard	Calibration Value	Acceptance Criteria	Reference
Turbidity (NTU)	20	20.2	± 10% of standard	EPA 2023
	100	97.8		
	800	780		
	10	9.66		

Notes:

Field Instrumentation Calibration Form

Site Name: Arkwright

Date: 1-22-24

Calibrated By: Dylan Ripley

Field Conditions: Partly Cloudy 20-50 F

Instrument	Manufactuer/ Model	Serial Number
Water Quality Meter	Aqua Troll 400	965586
Turbidity Meter	HACH 2100Q	22090D000235

Calibration Standard Information				
Parameter	**Standard**	**Lot #**	**Date of Expiration**	**Brand**
Specific Conductance (µS/cm)	4,490	24000044	May-24	AIR
pH (SU)	4.00	24000044	May-24	AIR
pH (SU)	7.00	22290139	Apr-24	AIR
pH (SU)	10.00	22110130	Apr-24	AIR
D.O. (%)	N/A	N/A	N/A	N/A
ORP (mV)	228.0	24002258	Jun-24	AIR

Calibration					
Time Start	**1130**	**Time Finish**	**1229**		
Parameter	**Standard**	**Calibration Value**	**Calibration Solution Temperature (°C)**	**Acceptance Criteria**	**Reference**
Specific Conductance (µS/cm)	4,490	4490.9	9.55	± 10% of standard	EPA 2023
pH (SU)	4.00	3.98	9.75	± 0.1	GWMP
pH (SU)	7.00	7.14	9.13	± 0.1	GWMP
pH (SU)	10.00	10.15	9.23	± 0.1	GWMP
D.O. (%)	N/A	99.78	8.32	± 10%	NA
ORP (mV)	228.0	227.7	9.79	± 10	EPA 2023

	Standard	Calibration Value	Acceptance Criteria	Reference
Turbidity (NTU)	10	9.95	± 10% of standard	EPA 2023
	20	19.4		
	100	97.0		
	800	722		

Calibration Check					
Time Start	**1530**	**Time Finish**	**1541**		
Parameter	**Standard**	**Calibration Value**	**Calibration Solution Temperature (°C)**	**Acceptance Criteria**	**Reference**
Specific Conductance (µS/cm)	4,490	4288.3	15.70	± 10% of standard	EPA 2023
pH (SU)	4.00	4.19	15.70	± 0.1	GWMP
pH (SU)	7.00	7.09	15.56	± 0.1	GWMP
pH (SU)	10.00	10.08	15.26	± 0.1	GWMP

	Standard	Calibration Value	Acceptance Criteria	Reference
Turbidity (NTU)	10	10.3	± 10% of standard	EPA 2023
	20	20.1		
	100	99.1		
	800	800		

Notes: Original turbiditimeter's lamp failed, had to use spare.

Field Instrumentation Calibration Form

Site Name: Arkwright

Date: 1-23-24

Calibrated By: Dylan Ripley

Field Conditions: Partly Cloudy 44 - 62 F

Instrument	Manufactuer/ Model	Serial Number
Water Quality Meter	Aqua Troll 400	965586
Turbidity Meter	HACH 2100Q	22060D000342

Calibration Standard Information				
Parameter	**Standard**	**Lot #**	**Date of Expiration**	**Brand**
Specific Conductance (µS/cm)	4,490	24000044	May-24	AIR
pH (SU)	4.00	24000044	May-24	AIR
pH (SU)	7.00	22290139	Apr-24	AIR
pH (SU)	10.00	22110130	Apr-24	AIR
D.O. (%)	N/A	N/A	N/A	N/A
ORP (mV)	228.0	24002258	Jun-24	AIR

Calibration					
Time Start	**0820**	**Time Finish**	**0930**		
Parameter	**Standard**	**Calibration Value**	**Calibration Solution Temperature (°C)**	**Acceptance Criteria**	**Reference**
Specific Conductance (µS/cm)	4,490	4477.2	10.87	± 10% of standard	EPA 2023
pH (SU)	4.00	4.04	11.01	± 0.1	GWMP
pH (SU)	7.00	7.13	11.05	± 0.1	GWMP
pH (SU)	10.00	10.17	11.14	± 0.1	GWMP
D.O. (%)	N/A	99.99	9.51	± 10%	NA
ORP (mV)	228.0	227.7	10.68	± 10	EPA 2023

	Standard	Calibration Value	Acceptance Criteria	Reference
Turbidity (NTU)	10	9.98	± 10% of standard	EPA 2023
	20	19.7		
	100	97.4		
	800	805		

Calibration Check					
Time Start	**1525**	**Time Finish**	**1535**		
Parameter	**Standard**	**Calibration Value**	**Calibration Solution Temperature (°C)**	**Acceptance Criteria**	**Reference**
Specific Conductance (µS/cm)	4,490	4374.4	14.12	± 10% of standard	EPA 2023
pH (SU)	4.00	4.03	14.12	± 0.1	GWMP
pH (SU)	7.00	7.13	4.03	± 0.1	GWMP
pH (SU)	10.00	10.17	13.81	± 0.1	GWMP

	Standard	Calibration Value	Acceptance Criteria	Reference
Turbidity (NTU)	10	10.1	± 10% of standard	EPA 2023
	20	19.9		
	100	101		
	800	783		

Notes: Original turbiditimeter's lamp failed, had to use spare.

Field Instrumentation Calibration Form

Site Name: Arkwright

Date: 1-24-24

Calibrated By: Dylan Ripley

Field Conditions: Partly Cloudy 53 - 70 F

Instrument	Manufactuer/ Model	Serial Number
Water Quality Meter	Aqua Troll 400	965586
Turbidity Meter	HACH 2100Q	22060D000342

Calibration Standard Information				
Parameter	**Standard**	**Lot #**	**Date of Expiration**	**Brand**
Specific Conductance (µS/cm)	4,490	24000044	May-24	AIR
pH (SU)	4.00	24000044	May-24	AIR
pH (SU)	7.00	22290139	Apr-24	AIR
pH (SU)	10.00	22110130	Apr-24	AIR
D.O. (%)	N/A	N/A	N/A	N/A
ORP (mV)	228.0	24002258	Jun-24	AIR

Calibration					
Time Start	**0745**	**Time Finish**	**0814**		
Parameter	**Standard**	**Calibration Value**	**Calibration Solution Temperature (°C)**	**Acceptance Criteria**	**Reference**
Specific Conductance (µS/cm)	4,490	4486.3	14.24	± 10% of standard	EPA 2023
pH (SU)	4.00	4.04	14.24	± 0.1	GWMP
pH (SU)	7.00	7.08	14.08	± 0.1	GWMP
pH (SU)	10.00	10.12	14.12	± 0.1	GWMP
D.O. (%)	N/A	100.09	13.53	± 10%	NA
ORP (mV)	228.0	228	14.03	± 10	EPA 2023

	Standard	Calibration Value	Acceptance Criteria	Reference
Turbidity (NTU)	10	10.1	± 10% of standard	EPA 2023
	20	20.1		
	100	101		
	800	797		

Calibration Check					
Time Start	**1450**	**Time Finish**	**1458**		
Parameter	**Standard**	**Calibration Value**	**Calibration Solution Temperature (°C)**	**Acceptance Criteria**	**Reference**
Specific Conductance (µS/cm)	4,490	4381	14.12	± 10% of standard	EPA 2023
pH (SU)	4.00	4.04	14.12	± 0.1	GWMP
pH (SU)	7.00	7.01	4.03	± 0.1	GWMP
pH (SU)	10.00	10.02	13.81	± 0.1	GWMP

	Standard	Calibration Value	Acceptance Criteria	Reference
Turbidity (NTU)	10	10.3	± 10% of standard	EPA 2023
	20	21.2		
	100	101		
	800	773		

Note:

Field Instrumentation Calibration Form

Site Name: Arkwright

Date: 1-25-24

Calibrated By: Dylan Ripley

Field Conditions: Partly Cloudy 61 - 71 F

Instrument	Manufactuer/ Model	Serial Number
Water Quality Meter	Aqua Troll 400	965586
Turbidity Meter	HACH 2100Q	22060D000342

Calibration Standard Information				
Parameter	**Standard**	**Lot #**	**Date of Expiration**	**Brand**
Specific Conductance (µS/cm)	4,490	24000044	May-24	AIR
pH (SU)	4.00	24000044	May-24	AIR
pH (SU)	7.00	22290139	Apr-24	AIR
pH (SU)	10.00	22110130	Apr-24	AIR
D.O. (%)	N/A	N/A	N/A	N/A
ORP (mV)	228.0	24002258	Jun-24	AIR

Calibration					
Time Start	**0740**	**Time Finish**	**0821**		
Parameter	**Standard**	**Calibration Value**	**Calibration Solution Temperature (°C)**	**Acceptance Criteria**	**Reference**
Specific Conductance (µS/cm)	4,490	4492.1	18.16	± 10% of standard	EPA 2023
pH (SU)	4.00	4.02	18.16	± 0.1	GWMP
pH (SU)	7.00	7.03	18.29	± 0.1	GWMP
pH (SU)	10.00	10.05	18.31	± 0.1	GWMP
D.O. (%)	N/A	99.96	18.64	± 10%	NA
ORP (mV)	228.0	227.8	18.51	± 10	EPA 2023

	Standard	Calibration Value	Acceptance Criteria	Reference
Turbidity (NTU)	10	10.1	± 10% of standard	EPA 2023
	20	19.2		
	100	102		
	800	807		

Calibration Check					
Time Start	**1200**	**Time Finish**	**1211**		
Parameter	**Standard**	**Calibration Value**	**Calibration Solution Temperature (°C)**	**Acceptance Criteria**	**Reference**
Specific Conductance (µS/cm)	4,490	4479.3	21.57	± 10% of standard	EPA 2023
pH (SU)	4.00	4.03	21.57	± 0.1	GWMP
pH (SU)	7.00	6.97	21.11	± 0.1	GWMP
pH (SU)	10.00	9.93	20.1	± 0.1	GWMP

	Standard	Calibration Value	Acceptance Criteria	Reference
Turbidity (NTU)	10	10.2	± 10% of standard	EPA 2023
	20	20.1		
	100	98.7		
	800	782		

Note:

Field Instrumentation Calibration Form

Site Name:___Arkwright_____ Date: __1/23/2024_____

Calibrated By:___Z. Levy_____ Field Conditions:___Cloudy/rainy_____

Instrument	Manufactuer/ Model	Serial Number
Water Quality Meter	In-Situ	952637
Turbidity Meter	Hach	23100D000373

Calibration Standard Information				
Parameter	**Standard**	**Lot #**	**Date of Expiration**	**Brand**
Specific Conductance (µS/cm)	4,490	24000044	May-24	AIR - Autocal solution
pH (SU)	4.00	24000044	May-24	AIR - Autocal solution
pH (SU)	7.00	22290139	24-Apr	AIR - pH 7 solution
pH (SU)	10.00	22110130	24-Apr	AIR - pH 10 solution
D.O. (%)	N/A	N/A	N/A	N/A
ORP (mV)	228.0	24002258	24-Jun	AIR - ORP solution

Calibration					
Time Start: 0830		**Time Finish: 0850**			
Parameter	**Standard**	**Calibration Value**	**Calibration Solution Temperature (°C)**	**Acceptance Criteria**	**Reference**
Specific Conductance (µS/cm)	4,490	4490	16.16	± 10% of standard	EPA 2023
pH (SU)	4.00	4	16.59	± 0.1	GWMP
pH (SU)	7.00	7	16.06	± 0.1	GWMP
pH (SU)	10.00	10	15.98	± 0.1	GWMP
D.O. (%)	N/A	100	13.05	± 10%	NA
ORP (mV)	228.0	228	15.67	± 10	EPA 2023

	Standard	**Calibration Value**	**Acceptance Criteria**	**Reference**
Turbidity (NTU)	20	20.5	± 10% of standard	EPA 2023
	100	99.9		
	800	798		
	10	10.3		

Calibration Check					
Time Start: 1400		**Time Finish: 1422**			
Parameter	**Standard**	**Calibration Value**	**Calibration Solution Temperature (°C)**	**Acceptance Criteria**	**Reference**
Specific Conductance (µS/cm)	4,490	4318.6	16.08	± 10% of standard	EPA 2023
pH (SU)	4.00	4.06	16.08	± 0.1	GWMP
pH (SU)	7.00	7.07	16.56	± 0.1	GWMP
pH (SU)	10.00	10.12	16.7	± 0.1	GWMP
ORP (mV)	228	229.7	16.79		

	Standard	**Calibration Value**	**Acceptance Criteria**	**Reference**
Turbidity (NTU)	20	20.5	± 10% of standard	EPA 2023
	100	100		
	800	791		
	10	10.1		

Notes:

Field Instrumentation Calibration Form

Site Name:___Arkwright_____ Date: __1/24/2024_____

Calibrated By:___Z. Levy_____ Field Conditions:___Cloudy/rainy_____

Instrument	Manufactuer/ Model	Serial Number
Water Quality Meter	In-Situ	952637
Turbidity Meter	Hach	23100D000373

Calibration Standard Information				
Parameter	**Standard**	**Lot #**	**Date of Expiration**	**Brand**
Specific Conductance (µS/cm)	4,490	24000044	May-24	AIR - Autocal solution
pH (SU)	4.00	24000044	May-24	AIR - Autocal solution
pH (SU)	7.00	22290139	24-Apr	AIR - pH 7 solution
pH (SU)	10.00	22110130	24-Apr	AIR - pH 10 solution
D.O. (%)	N/A	N/A	N/A	N/A
ORP (mV)	228.0	24002258	24-Jun	AIR - ORP solution

Calibration					
Time Start: 0740		**Time Finish: 0755**			
Parameter	**Standard**	**Calibration Value**	**Calibration Solution Temperature (°C)**	**Acceptance Criteria**	**Reference**
Specific Conductance (µS/cm)	4,490	4490	14.85	± 10% of standard	EPA 2023
pH (SU)	4.00	4	15.26	± 0.1	GWMP
pH (SU)	7.00	7	15.2	± 0.1	GWMP
pH (SU)	10.00	10	15.19	± 0.1	GWMP
D.O. (%)	N/A	100	14.76	± 10%	NA
ORP (mV)	228.0	228	15.21	± 10	EPA 2023

	Standard	**Calibration Value**	**Acceptance Criteria**	**Reference**
Turbidity (NTU)	20	20.1	± 10% of standard	EPA 2023
	100	101		
	800	806		
	10	10.2		

Calibration Check					
Time Start: 1300		**Time Finish: 1315**			
Parameter	**Standard**	**Calibration Value**	**Calibration Solution Temperature (°C)**	**Acceptance Criteria**	**Reference**
Specific Conductance (µS/cm)	4,490	4388.9	18.55	± 10% of standard	EPA 2023
pH (SU)	4.00	4.04	18.55	± 0.1	GWMP
pH (SU)	7.00	7.07	18.69	± 0.1	GWMP
pH (SU)	10.00	10.08	18.75	± 0.1	GWMP
ORP (mV)	228	225.6	18.78		

	Standard	**Calibration Value**	**Acceptance Criteria**	**Reference**
Turbidity (NTU)	20	20.7	± 10% of standard	EPA 2023
	100	101		
	800	795		
	10	10.2		

Notes:

Field Instrumentation Calibration Form

Site Name:___Arkwright_____ Date: __1/25/2024_____

Calibrated By:___Z. Levy_____ Field Conditions:___Cloudy/rainy_____

Instrument	Manufactuer/ Model	Serial Number
Water Quality Meter	In-Situ	952637
Turbidity Meter	Hach	23100D000373

Calibration Standard Information				
Parameter	**Standard**	**Lot #**	**Date of Expiration**	**Brand**
Specific Conductance (µS/cm)	4,490	24000044	May-24	AIR - Autocal solution
pH (SU)	4.00	24000044	May-24	AIR - Autocal solution
pH (SU)	7.00	22290139	24-Apr	AIR - pH 7 solution
pH (SU)	10.00	22110130	24-Apr	AIR - pH 10 solution
D.O. (%)	N/A	N/A	N/A	N/A
ORP (mV)	228.0	24002258	24-Jun	AIR - ORP solution

Calibration					
Time Start: 0730		**Time Finish: 0750**			
Parameter	**Standard**	**Calibration Value**	**Calibration Solution Temperature (°C)**	**Acceptance Criteria**	**Reference**
Specific Conductance (µS/cm)	4,490	4490	18.45	± 10% of standard	EPA 2023
pH (SU)	4.00	4	18.69	± 0.1	GWMP
pH (SU)	7.00	7	18.56	± 0.1	GWMP
pH (SU)	10.00	10	18.71	± 0.1	GWMP
D.O. (%)	N/A	100	18.66	± 10%	NA
ORP (mV)	228.0	228	18.73	± 10	EPA 2023

	Standard	**Calibration Value**	**Acceptance Criteria**	**Reference**
Turbidity (NTU)	20	19.9	± 10% of standard	EPA 2023
	100	99.8		
	800	789		
	10	10.8		

Calibration Check					
Time Start: 1140		**Time Finish: 1152**			
Parameter	**Standard**	**Calibration Value**	**Calibration Solution Temperature (°C)**	**Acceptance Criteria**	**Reference**
Specific Conductance (µS/cm)	4,490	4473.1	23.16	± 10% of standard	EPA 2023
pH (SU)	4.00	4.06	23.16	± 0.1	GWMP
pH (SU)	7.00	7.06	23.41	± 0.1	GWMP
pH (SU)	10.00	10.04	23.56	± 0.1	GWMP
ORP (mV)	228	225.2	23.74		

	Standard	**Calibration Value**	**Acceptance Criteria**	**Reference**
Turbidity (NTU)	20	20.5	± 10% of standard	EPA 2023
	100	98.9		
	800	791		
	10	10.2		

Notes:

B.3 Groundwater and Surface Water Laboratory Analytical Reports

GEL Laboratories LLC
a member of The GEL Group INC

September 13, 2023

Joju Abraham
Georgia Power Company, Southern Company
241 Ralph McGill Blvd NE, Bin 10160
Atlanta, Georgia 30308

Re: Arkwright CCR Groundwater Compliance AP3
Work Order: 633099

Dear Joju Abraham:

GEL Laboratories, LLC (GEL) appreciates the opportunity to provide the enclosed analytical results for the sample(s) we received on August 11, 2023. This revised data report has been prepared and reviewed in accordance with GEL's standard operating procedures. The data package is being revised to correct a sample ID.

The samples were delivered with proper chain of custody documentation and signatures. All sample containers arrived without any visible signs of tampering or breakage. There are no additional comments concerning sample receipt. The laboratory received the following sample(s):

Laboratory ID	Client ID	Matrix	Date Collected	Date Recieved
633099001	ARK-ARGWA-24	Ground Water	09/08/23 09:40	11/08/23 14:00
633099002	ARK-AP3-FB-02	Water	09/08/23 10:00	11/08/23 14:00
633099003	ARK-ARAMW-4	Ground Water	09/08/23 11:45	11/08/23 14:00
633099004	ARK-ARGWA-12	Ground Water	09/08/23 14:30	11/08/23 14:00
633099005	ARK-ARGWC-17	Ground Water	09/08/23 15:25	11/08/23 14:00
633099006	ARK-AP3-FD-02	Water	09/08/23 12:00	11/08/23 14:00
633099007	ARK-ARGWC-10	Ground Water	09/08/23 16:50	11/08/23 14:00
633099008	ARK-AP3-FD-03	Water	09/08/23 12:00	11/08/23 14:00
633099009	ARK-ARGWA-13	Ground Water	09/08/23 17:45	11/08/23 14:00
633099010	ARK-ARGWA-3	Ground Water	09/08/23 18:15	11/08/23 14:00
633099011	ARK-AP3-EB-02	Water	09/08/23 18:30	11/08/23 14:00
633099012	ARK-ARGWC-15	Ground Water	10/08/23 09:35	11/08/23 14:00
633099013	ARK-AP3-FB-03	Water	10/08/23 10:00	11/08/23 14:00
633099014	ARK-ARGWC-9	Ground Water	10/08/23 09:35	11/08/23 14:00
633099015	ARK-ARGWC-8	Ground Water	10/08/23 12:15	11/08/23 14:00

633099016	ARK-ARGWA-14	Ground Water	10/08/23 13:05	11/08/23 14:00
633099017	ARK-AP3-EB-03	Water	10/08/23 13:30	11/08/23 14:00
633099018	ARK-ARGWC-18	Ground Water	10/08/23 13:50	11/08/23 14:00
633099019	ARK-ARGWC-7	Ground Water	10/08/23 14:30	11/08/23 14:00
633099020	ARK-ARGWA-5	Ground Water	10/08/23 15:15	11/08/23 14:00
633099021	ARK-ARGWC-16	Ground Water	10/08/23 16:05	11/08/23 14:00
633099022	ARK-ARGWA-24	Ground Water	10/08/23 19:35	11/08/23 14:00
633099023	ARK-AP3-FB-02	Water	10/08/23 19:14	11/08/23 14:00
633099024	ARK-ARAMW-4	Ground Water	10/08/23 19:45	11/08/23 14:00
633099025	ARK-ARGWA-12	Ground Water	10/08/23 20:18	11/08/23 14:00
633099026	ARK-ARGWC-17	Ground Water	10/08/23 19:55	11/08/23 14:00
633099027	ARK-AP3-FD-02	Water	10/08/23 12:00	11/08/23 14:00
633099028	ARK-ARGWC-10	Ground Water	10/08/23 20:07	11/08/23 14:00
633099029	ARK-AP3-FD-03	Water	10/08/23 12:00	11/08/23 14:00
633099030	ARK-ARGWA-13	Ground Water	10/08/23 20:15	11/08/23 14:00
633099031	ARK-ARGWA-3	Ground Water	10/08/23 19:15	11/08/23 14:00
633099032	ARK-AP3-EB-02	Water	10/08/23 19:20	11/08/23 14:00
633099033	ARK-ARGWC-15	Ground Water	10/08/23 19:25	11/08/23 14:00
633099034	ARK-AP3-FB-03	Water	10/08/23 19:16	11/08/23 14:00
633099035	ARK-ARGWC-9	Ground Water	10/08/23 19:49	11/08/23 14:00
633099036	ARK-ARGWC-8	Ground Water	10/08/23 20:04	11/08/23 14:00
633099037	ARK-AP3-EB-03	Water	10/08/23 19:18	11/08/23 14:00
633099038	ARK-ARGWC-18	Ground Water	10/08/23 20:00	11/08/23 14:00
633099039	ARK-ARGWC-7	Ground Water	10/08/23 20:05	11/08/23 14:00
633099040	ARK-ARGWA-5	Ground Water	10/08/23 19:45	11/08/23 14:00
633099041	ARK-ARGWC-16	Ground Water	10/08/23 19:55	11/08/23 14:00

Test results for NELAP or ISO 17025 accredited tests are verified to meet the requirements of those standards, with any exceptions noted. The results reported relate only to the items tested and to the sample as received by the laboratory. These results may not be reproduced except as full reports without approval by the laboratory. Copies of GEL's accreditations and certifications can be found on our website at www.gel.com.

Prep Methods and Prep Dates

Method	Run Date ID
SW846 3005A	15-AUG-2023

Analysis Methods and Analysis Dates

Method	Run Date ID
EPA 300.0	14-AUG-2023
EPA 300.0	15-AUG-2023
EPA 353.2 Low Level	14-AUG-2023
SM 2320B	14-AUG-2023
SM 2540C	15-AUG-2023
SM 2540C	16-AUG-2023
SW846 3005A/6020B	19-AUG-2023
SW846 3005A/6020B	24-AUG-2023
SW846 3005A/6020B	25-AUG-2023
SW846 7470A	16-AUG-2023

Our policy is to provide high quality, personalized analytical services to enable you to meet your analytical needs on time every time. We trust that you will find everything in order and to your satisfaction. If you have any questions, please do not hesitate to call me at (843) 556-8171, ext. 4504.

Sincerely,

Erin S. Trent

Erin Trent
Project Manager

Purchase Order: GPC82177-0005
Enclosures

GEL LABORATORIES LLC
2040 Savage Road Charleston SC 29407 - (843) 556-8171 - www.gel.com

Certificate of Analysis Report
for

GPCC001 Georgia Power Company

Client SDG: 633099 GEL Work Order: 633099

The Qualifiers in this report are defined as follows:

* A quality control analyte recovery is outside of specified acceptance criteria

** Analyte is a Tracer compound

** Analyte is a surrogate compound

B Either presence of analyte detected in the associated blank, or MDL/IDL < sample value < PQL

J Value is estimated

N Metals--The Matrix spike sample recovery is not within specified control limits

N/A RPD or %Recovery limits do not apply.

U Analyte was analyzed for, but not detected above the MDL, MDA, MDC or LOD.

Where the analytical method has been performed under NELAP certification, the analysis has met all of the requirements of the NELAC standard unless qualified on the Certificate of Analysis.

The designation ND, if present, appears in the result column when the analyte concentration is not detected above the limit as defined in the 'U' qualifier above.

This data report has been prepared and reviewed in accordance with GEL Laboratories LLC standard operating procedures. Please direct any questions to your Project Manager, Erin Trent.

Reviewed by Erin B. Trent

GEL LABORATORIES LLC
2040 Savage Road Charleston SC 29407 - (843) 556-8171 - www.gel.com

Certificate of Analysis

Report Date: September 13, 2023

Company :	Georgia Power Company, Southern Company
Address :	241 Ralph McGill Blvd NE, Bin 10160
	Atlanta, Georgia 30308
Contact:	Joju Abraham
Project:	Arkwright CCR Groundwater ComplianceAP3

Client Sample ID:	ARK-ARGWA-24	Project:	GPCC00100
Sample ID:	633099001	Client ID:	GPCC001
Matrix:	WG		
Collect Date:	09-AUG-23 09:40		
Receive Date:	11-AUG-23		
Collector:	Client		

Parameter	Qualifier	Result	DL	RL	Units	PF	DF	Analyst	Date	Time	Batch	Method
Ion Chromatography												
EPA 300.0 Anions Liquid "As Received"												
Chloride		8.91	0.0670	0.200	mg/L		1	LXA2	08/14/23	1212	2476013	1
Fluoride	J	0.0732	0.0330	0.100	mg/L		1					
Sulfate		6.34	0.133	0.400	mg/L		1					
Mercury Analysis-CVAA												
7470 Cold Vapor Mercury, Liquid "As Received"												
Mercury	U	ND	0.0000670	0.000200	mg/L	1.00	1	JP2	08/16/23	0925	2476472	2
Metals Analysis-ICP-MS												
SW846 3005A/6020B "As Received"												
Aluminum	U	ND	0.0193	0.0500	mg/L	1.00	1	PRB	08/19/23	0624	2476254	3
Antimony	U	ND	0.00100	0.00300	mg/L	1.00	1					
Arsenic	U	ND	0.00200	0.00500	mg/L	1.00	1					
Barium		0.0390	0.000670	0.00400	mg/L	1.00	1					
Beryllium	U	ND	0.000200	0.000500	mg/L	1.00	1					
Boron	J	0.0117	0.00520	0.0150	mg/L	1.00	1					
Cadmium	U	ND	0.000300	0.00100	mg/L	1.00	1					
Calcium		9.31	0.0800	0.200	mg/L	1.00	1					
Chromium	U	ND	0.00300	0.0100	mg/L	1.00	1					
Cobalt	U	ND	0.000300	0.00100	mg/L	1.00	1					
Iron	U	ND	0.0330	0.100	mg/L	1.00	1					
Lead	U	ND	0.000500	0.00200	mg/L	1.00	1					
Lithium	U	ND	0.00300	0.0100	mg/L	1.00	1					
Magnesium		5.56	0.0100	0.0300	mg/L	1.00	1					
Manganese	J	0.00106	0.00100	0.00500	mg/L	1.00	1					
Molybdenum	U	ND	0.000200	0.00100	mg/L	1.00	1					
Potassium		0.763	0.0800	0.300	mg/L	1.00	1					
Selenium	U	ND	0.00150	0.00500	mg/L	1.00	1					
Silver	U	ND	0.000300	0.00100	mg/L	1.00	1					
Sodium		12.2	0.0800	0.250	mg/L	1.00	1					
Thallium	U	ND	0.000600	0.00200	mg/L	1.00	1					
Solids Analysis												
SM2540C Dissolved Solids "As Received"												
Total Dissolved Solids		88.0	2.38	10.0	mg/L			CH6	08/15/23	1323	2476432	4
Titration and Ion Analysis												
SM 2320B Total Alkalinity "As Received"												

GEL LABORATORIES LLC
2040 Savage Road Charleston SC 29407 - (843) 556-8171 - www.gel.com

Certificate of Analysis

Report Date: September 13, 2023

Company :	Georgia Power Company, Southern Company
Address :	241 Ralph McGill Blvd NE, Bin 10160
	Atlanta, Georgia 30308
Contact:	Joju Abraham
Project:	Arkwright CCR Groundwater ComplianceAP3

Client Sample ID:	ARK-ARGWA-24	Project:	GPCC00100
Sample ID:	633099001	Client ID:	GPCC001

Parameter	Qualifier	Result	DL	RL	Units	PF	DF	Analyst	Date	Time	Batch	Method
Titration and Ion Analysis												
SM 2320B Total Alkalinity "As Received"												
Alkalinity, Total as CaCO3		52.6	0.725	2.00	mg/L			JW2	08/14/23	1553	2476209	5
Bicarbonate alkalinity (CaCO3)		52.6	0.725	2.00	mg/L							
Carbonate alkalinity (CaCO3)	U	ND	0.725	2.00	mg/L							

The following Prep Methods were performed:

Method	Description	Analyst	Date	Time	Prep Batch
SW846 7470A Prep	EPA 7470A Mercury Prep Liquid	EK1	08/15/23	1220	2476471
SW846 3005A	ICP-MS 3005A PREP	EM2	08/15/23	1535	2476251

The following Analytical Methods were performed:

Method	Description	Analyst Comments
1	EPA 300.0	
2	SW846 7470A	
3	SW846 3005A/6020B	
4	SM 2540C	
5	SM 2320B	

Notes:

Column headers are defined as follows:

DF: Dilution Factor	Lc/LC: Critical Level
DL: Detection Limit	PF: Prep Factor
MDA: Minimum Detectable Activity	RL: Reporting Limit
MDC: Minimum Detectable Concentration	SQL: Sample Quantitation Limit

GEL LABORATORIES LLC
2040 Savage Road Charleston SC 29407 - (843) 556-8171 - www.gel.com

Certificate of Analysis

Report Date: September 13, 2023

Company : Georgia Power Company, Southern Company
Address : 241 Ralph McGill Blvd NE, Bin 10160

Atlanta, Georgia 30308
Contact: Joju Abraham
Project: Arkwright CCR Groundwater ComplianceAP3

Client Sample ID:	ARK-AP3-FB-02	Project:	GPCC00100
Sample ID:	633099002	Client ID:	GPCC001
Matrix:	WQ		
Collect Date:	09-AUG-23 10:00		
Receive Date:	11-AUG-23		
Collector:	Client		

Parameter	Qualifier	Result	DL	RL	Units	PF	DF	Analyst	Date	Time	Batch	Method
Ion Chromatography												
EPA 300.0 Anions Liquid "As Received"												
Chloride	U	ND	0.0670	0.200	mg/L		1	LXA2	08/14/23	1243	2476013	1
Fluoride	U	ND	0.0330	0.100	mg/L		1					
Sulfate	U	ND	0.133	0.400	mg/L		1					
Mercury Analysis-CVAA												
7470 Cold Vapor Mercury, Liquid "As Received"												
Mercury	U	ND	0.0000670	0.000200	mg/L	1.00	1	JP2	08/16/23	0933	2476472	2
Metals Analysis-ICP-MS												
SW846 3005A/6020B "As Received"												
Antimony	U	ND	0.00100	0.00300	mg/L	1.00	1	PRB	08/19/23	0649	2476254	3
Arsenic	U	ND	0.00200	0.00500	mg/L	1.00	1					
Barium	U	ND	0.000670	0.00400	mg/L	1.00	1					
Beryllium	U	ND	0.000200	0.000500	mg/L	1.00	1					
Boron	U	ND	0.00520	0.0150	mg/L	1.00	1					
Cadmium	U	ND	0.000300	0.00100	mg/L	1.00	1					
Calcium	U	ND	0.0800	0.200	mg/L	1.00	1					
Chromium	U	ND	0.00300	0.0100	mg/L	1.00	1					
Cobalt	U	ND	0.000300	0.00100	mg/L	1.00	1					
Lead	U	ND	0.000500	0.00200	mg/L	1.00	1					
Lithium	U	ND	0.00300	0.0100	mg/L	1.00	1					
Molybdenum	U	ND	0.000200	0.00100	mg/L	1.00	1					
Selenium	U	ND	0.00150	0.00500	mg/L	1.00	1					
Thallium	U	ND	0.000600	0.00200	mg/L	1.00	1					
Solids Analysis												
SM2540C Dissolved Solids "As Received"												
Total Dissolved Solids	U	ND	2.38	10.0	mg/L			CH6	08/15/23	1323	2476432	4

The following Prep Methods were performed:

Method	Description	Analyst	Date	Time	Prep Batch
SW846 3005A	ICP-MS 3005A PREP	EM2	08/15/23	1535	2476251
SW846 7470A Prep	EPA 7470A Mercury Prep Liquid	EK1	08/15/23	1220	2476471

GEL LABORATORIES LLC
2040 Savage Road Charleston SC 29407 - (843) 556-8171 - www.gel.com

Certificate of Analysis

Report Date: September 13, 2023

Company :	Georgia Power Company, Southern Company
Address :	241 Ralph McGill Blvd NE, Bin 10160
	Atlanta, Georgia 30308
Contact:	Joju Abraham
Project:	Arkwright CCR Groundwater ComplianceAP3

Client Sample ID:	ARK-AP3-FB-02	Project:	GPCC00100
Sample ID:	633099002	Client ID:	GPCC001

Parameter	Qualifier	Result	DL	RL	Units	PF	DF	Analyst	Date	Time	Batch	Method

The following Analytical Methods were performed:

Method	Description	Analyst Comments
1	EPA 300.0	
2	SW846 7470A	
3	SW846 3005A/6020B	
4	SM 2540C	

Notes:

Column headers are defined as follows:

DF: Dilution Factor	Lc/LC: Critical Level
DL: Detection Limit	PF: Prep Factor
MDA: Minimum Detectable Activity	RL: Reporting Limit
MDC: Minimum Detectable Concentration	SQL: Sample Quantitation Limit

GEL LABORATORIES LLC
2040 Savage Road Charleston SC 29407 - (843) 556-8171 - www.gel.com

Certificate of Analysis

Report Date: September 13, 2023

Company :	Georgia Power Company, Southern Company
Address :	241 Ralph McGill Blvd NE, Bin 10160
	Atlanta, Georgia 30308
Contact:	Joju Abraham
Project:	Arkwright CCR Groundwater ComplianceAP3

Client Sample ID:	ARK-ARAMW-4	Project:	GPCC00100
Sample ID:	633099003	Client ID:	GPCC001
Matrix:	WG		
Collect Date:	09-AUG-23 11:45		
Receive Date:	11-AUG-23		
Collector:	Client		

Parameter	Qualifier	Result	DL	RL	Units	PF	DF	Analyst	Date	Time	Batch	Method
Ion Chromatography												
EPA 300.0 Anions Liquid "As Received"												
Sulfate		1140	13.3	40.0	mg/L		100	LXA2	08/14/23	1314	2476013	1
Chloride		4.64	0.134	0.400	mg/L		2	LXA2	08/15/23	1046	2476013	2
Fluoride		0.230	0.0660	0.200	mg/L		2					
Mercury Analysis-CVAA												
7470 Cold Vapor Mercury, Liquid "As Received"												
Mercury	U	ND	0.0000670	0.000200	mg/L	1.00	1	JP2	08/16/23	0935	2476472	3
Metals Analysis-ICP-MS												
SW846 3005A/6020B "As Received"												
Aluminum	U	ND	0.0193	0.0500	mg/L	1.00	1	PRB	08/19/23	0653	2476254	4
Antimony	U	ND	0.00100	0.00300	mg/L	1.00	1					
Arsenic	U	ND	0.00200	0.00500	mg/L	1.00	1					
Barium		0.0359	0.000670	0.00400	mg/L	1.00	1					
Beryllium	U	ND	0.000200	0.000500	mg/L	1.00	1					
Cadmium	U	ND	0.000300	0.00100	mg/L	1.00	1					
Chromium	U	ND	0.00300	0.0100	mg/L	1.00	1					
Cobalt		0.00295	0.000300	0.00100	mg/L	1.00	1					
Iron		2.29	0.0330	0.100	mg/L	1.00	1					
Lead	U	ND	0.000500	0.00200	mg/L	1.00	1					
Lithium		0.0123	0.00300	0.0100	mg/L	1.00	1					
Manganese		0.649	0.00100	0.00500	mg/L	1.00	1					
Molybdenum	J	0.000239	0.000200	0.00100	mg/L	1.00	1					
Potassium		11.2	0.0800	0.300	mg/L	1.00	1					
Selenium	J	0.00199	0.00150	0.00500	mg/L	1.00	1					
Silver	U	ND	0.000300	0.00100	mg/L	1.00	1					
Sodium		25.9	0.0800	0.250	mg/L	1.00	1					
Thallium	U	ND	0.000600	0.00200	mg/L	1.00	1					
Boron		0.492	0.0520	0.150	mg/L	1.00	10	PRB	08/19/23	0734	2476254	5
Calcium		258	0.800	2.00	mg/L	1.00	10					
Magnesium		129	0.100	0.300	mg/L	1.00	10					
Solids Analysis												
SM2540C Dissolved Solids "As Received"												
Total Dissolved Solids		1820	4.76	20.0	mg/L			CH6	08/15/23	1323	2476432	6
Titration and Ion Analysis												
SM 2320B Total Alkalinity "As Received"												

GEL LABORATORIES LLC
2040 Savage Road Charleston SC 29407 - (843) 556-8171 - www.gel.com

Certificate of Analysis

Report Date: September 13, 2023

Company : Georgia Power Company, Southern Company
Address : 241 Ralph McGill Blvd NE, Bin 10160

Atlanta, Georgia 30308
Contact: Joju Abraham
Project: Arkwright CCR Groundwater ComplianceAP3

Client Sample ID: ARK-ARAMW-4 Project: GPCC00100
Sample ID: 633099003 Client ID: GPCC001

Parameter	Qualifier	Result	DL	RL	Units	PF	DF	Analyst	Date	Time	Batch	Method
Titration and Ion Analysis												
SM 2320B Total Alkalinity "As Received"												
Alkalinity, Total as CaCO3		53.6	0.725	2.00	mg/L			JW2	08/14/23	1600	2476209	7
Bicarbonate alkalinity (CaCO3)		53.6	0.725	2.00	mg/L							
Carbonate alkalinity (CaCO3)	U	ND	0.725	2.00	mg/L							

The following Prep Methods were performed:

Method	Description	Analyst	Date	Time	Prep Batch
SW846 3005A	ICP-MS 3005A PREP	EM2	08/15/23	1535	2476251
SW846 7470A Prep	EPA 7470A Mercury Prep Liquid	EK1	08/15/23	1220	2476471

The following Analytical Methods were performed:

Method	Description	Analyst Comments
1	EPA 300.0	
2	EPA 300.0	
3	SW846 7470A	
4	SW846 3005A/6020B	
5	SW846 3005A/6020B	
6	SM 2540C	
7	SM 2320B	

Notes:

Column headers are defined as follows:

DF: Dilution Factor
DL: Detection Limit
MDA: Minimum Detectable Activity
MDC: Minimum Detectable Concentration
Lc/LC: Critical Level
PF: Prep Factor
RL: Reporting Limit
SQL: Sample Quantitation Limit

GEL LABORATORIES LLC
2040 Savage Road Charleston SC 29407 - (843) 556-8171 - www.gel.com

Certificate of Analysis

Report Date: September 13, 2023

Company :	Georgia Power Company, Southern Company
Address :	241 Ralph McGill Blvd NE, Bin 10160
	Atlanta, Georgia 30308
Contact:	Joju Abraham
Project:	Arkwright CCR Groundwater ComplianceAP3

Client Sample ID:	ARK-ARGWA-12	Project:	GPCC00100
Sample ID:	633099004	Client ID:	GPCC001
Matrix:	WG		
Collect Date:	09-AUG-23 14:30		
Receive Date:	11-AUG-23		
Collector:	Client		

Parameter	Qualifier	Result	DL	RL	Units	PF	DF	Analyst	Date	Time	Batch	Method
Ion Chromatography												
EPA 300.0 Anions Liquid "As Received"												
Chloride		13.3	0.134	0.400	mg/L		2	LXA2	08/14/23	1345	2476013	1
Fluoride		0.271	0.0660	0.200	mg/L		2					
Sulfate		6.19	0.266	0.800	mg/L		2					
Mercury Analysis-CVAA												
7470 Cold Vapor Mercury, Liquid "As Received"												
Mercury	U	ND	0.0000670	0.000200	mg/L	1.00	1	JP2	08/16/23	0937	2476472	2
Metals Analysis-ICP-MS												
SW846 3005A/6020B "As Received"												
Aluminum	U	ND	0.0193	0.0500	mg/L	1.00	1	PRB	08/19/23	0656	2476254	3
Antimony	U	ND	0.00100	0.00300	mg/L	1.00	1					
Arsenic	U	ND	0.00200	0.00500	mg/L	1.00	1					
Barium		0.100	0.000670	0.00400	mg/L	1.00	1					
Beryllium	U	ND	0.000200	0.000500	mg/L	1.00	1					
Boron		0.0235	0.00520	0.0150	mg/L	1.00	1					
Cadmium	U	ND	0.000300	0.00100	mg/L	1.00	1					
Calcium		16.0	0.0800	0.200	mg/L	1.00	1					
Chromium	U	ND	0.00300	0.0100	mg/L	1.00	1					
Cobalt	J	0.000325	0.000300	0.00100	mg/L	1.00	1					
Iron	U	ND	0.0330	0.100	mg/L	1.00	1					
Lead	U	ND	0.000500	0.00200	mg/L	1.00	1					
Lithium	J	0.00479	0.00300	0.0100	mg/L	1.00	1					
Magnesium		9.83	0.0100	0.0300	mg/L	1.00	1					
Manganese	U	ND	0.00100	0.00500	mg/L	1.00	1					
Molybdenum	J	0.000299	0.000200	0.00100	mg/L	1.00	1					
Potassium		2.63	0.0800	0.300	mg/L	1.00	1					
Selenium	U	ND	0.00150	0.00500	mg/L	1.00	1					
Silver	U	ND	0.000300	0.00100	mg/L	1.00	1					
Sodium		11.3	0.0800	0.250	mg/L	1.00	1					
Thallium	U	ND	0.000600	0.00200	mg/L	1.00	1					
Solids Analysis												
SM2540C Dissolved Solids "As Received"												
Total Dissolved Solids		110	2.38	10.0	mg/L			CH6	08/15/23	1323	2476432	4
Titration and Ion Analysis												
SM 2320B Total Alkalinity "As Received"												

GEL LABORATORIES LLC
2040 Savage Road Charleston SC 29407 - (843) 556-8171 - www.gel.com

Certificate of Analysis

Report Date: September 13, 2023

Company :	Georgia Power Company, Southern Company
Address :	241 Ralph McGill Blvd NE, Bin 10160
	Atlanta, Georgia 30308
Contact:	Joju Abraham
Project:	Arkwright CCR Groundwater ComplianceAP3

Client Sample ID:	ARK-ARGWA-12	Project:	GPCC00100
Sample ID:	633099004	Client ID:	GPCC001

Parameter	Qualifier	Result	DL	RL	Units	PF	DF	Analyst	Date	Time	Batch	Method
Titration and Ion Analysis												
SM 2320B Total Alkalinity "As Received"												
Alkalinity, Total as CaCO3		75.3	0.725	2.00	mg/L			JW2	08/14/23	1602	2476209	5
Bicarbonate alkalinity (CaCO3)		75.3	0.725	2.00	mg/L							
Carbonate alkalinity (CaCO3)	U	ND	0.725	2.00	mg/L							

The following Prep Methods were performed:

Method	Description	Analyst	Date	Time	Prep Batch
SW846 7470A Prep	EPA 7470A Mercury Prep Liquid	EK1	08/15/23	1220	2476471
SW846 3005A	ICP-MS 3005A PREP	EM2	08/15/23	1535	2476251

The following Analytical Methods were performed:

Method	Description	Analyst Comments
1	EPA 300.0	
2	SW846 7470A	
3	SW846 3005A/6020B	
4	SM 2540C	
5	SM 2320B	

Notes:

Column headers are defined as follows:

DF: Dilution Factor	Lc/LC: Critical Level
DL: Detection Limit	PF: Prep Factor
MDA: Minimum Detectable Activity	RL: Reporting Limit
MDC: Minimum Detectable Concentration	SQL: Sample Quantitation Limit

GEL LABORATORIES LLC
2040 Savage Road Charleston SC 29407 - (843) 556-8171 - www.gel.com

Certificate of Analysis

Report Date: September 13, 2023

Company :	Georgia Power Company, Southern Company
Address :	241 Ralph McGill Blvd NE, Bin 10160
	Atlanta, Georgia 30308
Contact:	Joju Abraham
Project:	Arkwright CCR Groundwater ComplianceAP3

Client Sample ID:	ARK-ARGWC-17	Project:	GPCC00100
Sample ID:	633099005	Client ID:	GPCC001
Matrix:	WG		
Collect Date:	09-AUG-23 15:25		
Receive Date:	11-AUG-23		
Collector:	Client		

Parameter	Qualifier	Result	DL	RL	Units	PF	DF	Analyst	Date	Time	Batch	Method
Ion Chromatography												
EPA 300.0 Anions Liquid "As Received"												
Chloride		2.72	0.0670	0.200	mg/L		1	LXA2	08/15/23	1117	2476013	1
Fluoride		0.137	0.0330	0.100	mg/L		1					
Sulfate		237	2.66	8.00	mg/L		20	LXA2	08/15/23	1147	2476013	2
Mercury Analysis-CVAA												
7470 Cold Vapor Mercury, Liquid "As Received"												
Mercury	U	ND	0.0000670	0.000200	mg/L	1.00	1	JP2	08/16/23	0942	2476472	3
Metals Analysis-ICP-MS												
SW846 3005A/6020B "As Received"												
Aluminum		0.0523	0.0193	0.0500	mg/L	1.00	1	PRB	08/19/23	0700	2476254	4
Antimony	U	ND	0.00100	0.00300	mg/L	1.00	1					
Arsenic	U	ND	0.00200	0.00500	mg/L	1.00	1					
Barium		0.0861	0.000670	0.00400	mg/L	1.00	1					
Beryllium	J	0.000490	0.000200	0.000500	mg/L	1.00	1					
Boron		0.0534	0.00520	0.0150	mg/L	1.00	1					
Cadmium	J	0.000445	0.000300	0.00100	mg/L	1.00	1					
Calcium		37.4	0.0800	0.200	mg/L	1.00	1					
Chromium	U	ND	0.00300	0.0100	mg/L	1.00	1					
Cobalt		0.0689	0.000300	0.00100	mg/L	1.00	1					
Iron	J	0.0613	0.0330	0.100	mg/L	1.00	1					
Lead	U	ND	0.000500	0.00200	mg/L	1.00	1					
Lithium	U	ND	0.00300	0.0100	mg/L	1.00	1					
Magnesium		34.3	0.0100	0.0300	mg/L	1.00	1					
Molybdenum	U	ND	0.000200	0.00100	mg/L	1.00	1					
Potassium		1.54	0.0800	0.300	mg/L	1.00	1					
Selenium	J	0.00231	0.00150	0.00500	mg/L	1.00	1					
Silver	U	ND	0.000300	0.00100	mg/L	1.00	1					
Sodium		10.8	0.0800	0.250	mg/L	1.00	1					
Thallium	U	ND	0.000600	0.00200	mg/L	1.00	1					
Manganese		2.67	0.0100	0.0500	mg/L	1.00	10	PRB	08/19/23	0737	2476254	5
Solids Analysis												
SM2540C Dissolved Solids "As Received"												
Total Dissolved Solids		360	2.38	10.0	mg/L			CH6	08/15/23	1323	2476432	6
Titration and Ion Analysis												
SM 2320B Total Alkalinity "As Received"												

GEL LABORATORIES LLC
2040 Savage Road Charleston SC 29407 - (843) 556-8171 - www.gel.com

Certificate of Analysis

Report Date: September 13, 2023

Company : Georgia Power Company, Southern Company
Address : 241 Ralph McGill Blvd NE, Bin 10160

Atlanta, Georgia 30308
Contact: Joju Abraham
Project: Arkwright CCR Groundwater ComplianceAP3

Client Sample ID: ARK-ARGWC-17 Project: GPCC00100
Sample ID: 633099005 Client ID: GPCC001

Parameter	Qualifier	Result	DL	RL	Units	PF	DF	Analyst	Date	Time	Batch	Method
Titration and Ion Analysis												
SM 2320B Total Alkalinity "As Received"												
Alkalinity, Total as CaCO3		9.50	0.725	2.00	mg/L			JW2	08/14/23	1606	2476209	7
Bicarbonate alkalinity (CaCO3)		9.50	0.725	2.00	mg/L							
Carbonate alkalinity (CaCO3)	U	ND	0.725	2.00	mg/L							

The following Prep Methods were performed:

Method	Description	Analyst	Date	Time	Prep Batch
SW846 3005A	ICP-MS 3005A PREP	EM2	08/15/23	1535	2476251
SW846 7470A Prep	EPA 7470A Mercury Prep Liquid	EK1	08/15/23	1220	2476471

The following Analytical Methods were performed:

Method	Description	Analyst Comments
1	EPA 300.0	
2	EPA 300.0	
3	SW846 7470A	
4	SW846 3005A/6020B	
5	SW846 3005A/6020B	
6	SM 2540C	
7	SM 2320B	

Notes:

Column headers are defined as follows:

DF: Dilution Factor
DL: Detection Limit
MDA: Minimum Detectable Activity
MDC: Minimum Detectable Concentration
Lc/LC: Critical Level
PF: Prep Factor
RL: Reporting Limit
SQL: Sample Quantitation Limit

GEL LABORATORIES LLC
2040 Savage Road Charleston SC 29407 - (843) 556-8171 - www.gel.com

Certificate of Analysis

Report Date: September 13, 2023

Company : Georgia Power Company, Southern Company
Address : 241 Ralph McGill Blvd NE, Bin 10160

Atlanta, Georgia 30308
Contact: Joju Abraham
Project: Arkwright CCR Groundwater ComplianceAP3

Client Sample ID:	ARK-AP3-FD-02	Project:	GPCC00100
Sample ID:	633099006	Client ID:	GPCC001
Matrix:	WQ		
Collect Date:	09-AUG-23 12:00		
Receive Date:	11-AUG-23		
Collector:	Client		

Parameter	Qualifier	Result	DL	RL	Units	PF	DF	Analyst	Date	Time	Batch	Method
Ion Chromatography												
EPA 300.0 Anions Liquid "As Received"												
Sulfate		231	2.66	8.00	mg/L		20	LXA2	08/15/23	1218	2476013	1
Chloride		2.79	0.0670	0.200	mg/L		1	LXA2	08/14/23	1447	2476013	2
Fluoride	J	0.0621	0.0330	0.100	mg/L		1					
Mercury Analysis-CVAA												
7470 Cold Vapor Mercury, Liquid "As Received"												
Mercury	U	ND	0.0000670	0.000200	mg/L	1.00	1	JP2	08/16/23	0943	2476472	3
Metals Analysis-ICP-MS												
SW846 3005A/6020B "As Received"												
Antimony	U	ND	0.00100	0.00300	mg/L	1.00	1	PRB	08/19/23	0704	2476254	4
Arsenic	U	ND	0.00200	0.00500	mg/L	1.00	1					
Barium		0.0871	0.000670	0.00400	mg/L	1.00	1					
Beryllium	J	0.000484	0.000200	0.000500	mg/L	1.00	1					
Boron		0.0551	0.00520	0.0150	mg/L	1.00	1					
Cadmium	J	0.000422	0.000300	0.00100	mg/L	1.00	1					
Calcium		37.7	0.0800	0.200	mg/L	1.00	1					
Chromium	U	ND	0.00300	0.0100	mg/L	1.00	1					
Cobalt		0.0697	0.000300	0.00100	mg/L	1.00	1					
Lead	U	ND	0.000500	0.00200	mg/L	1.00	1					
Lithium	U	ND	0.00300	0.0100	mg/L	1.00	1					
Molybdenum	U	ND	0.000200	0.00100	mg/L	1.00	1					
Selenium	J	0.00290	0.00150	0.00500	mg/L	1.00	1					
Thallium	U	ND	0.000600	0.00200	mg/L	1.00	1					
Solids Analysis												
SM2540C Dissolved Solids "As Received"												
Total Dissolved Solids		357	2.38	10.0	mg/L			CH6	08/15/23	1323	2476432	5

The following Prep Methods were performed:

Method	Description	Analyst	Date	Time	Prep Batch
SW846 7470A Prep	EPA 7470A Mercury Prep Liquid	EK1	08/15/23	1220	2476471
SW846 3005A	ICP-MS 3005A PREP	EM2	08/15/23	1535	2476251

GEL LABORATORIES LLC
2040 Savage Road Charleston SC 29407 - (843) 556-8171 - www.gel.com

Certificate of Analysis

Report Date: September 13, 2023

Company :	Georgia Power Company, Southern Company
Address :	241 Ralph McGill Blvd NE, Bin 10160
	Atlanta, Georgia 30308
Contact:	Joju Abraham
Project:	Arkwright CCR Groundwater ComplianceAP3

Client Sample ID:	ARK-AP3-FD-02	Project:	GPCC00100
Sample ID:	633099006	Client ID:	GPCC001

Parameter	Qualifier	Result	DL	RL	Units	PF	DF	Analyst	Date	Time	Batch	Method

The following Analytical Methods were performed:

Method	Description	Analyst Comments
1	EPA 300.0	
2	EPA 300.0	
3	SW846 7470A	
4	SW846 3005A/6020B	
5	SM 2540C	

Notes:

Column headers are defined as follows:

DF: Dilution Factor	Lc/LC: Critical Level
DL: Detection Limit	PF: Prep Factor
MDA: Minimum Detectable Activity	RL: Reporting Limit
MDC: Minimum Detectable Concentration	SQL: Sample Quantitation Limit

GEL LABORATORIES LLC
2040 Savage Road Charleston SC 29407 - (843) 556-8171 - www.gel.com

Certificate of Analysis

Report Date: September 13, 2023

Company : Georgia Power Company, Southern Company
Address : 241 Ralph McGill Blvd NE, Bin 10160

Atlanta, Georgia 30308
Contact: Joju Abraham
Project: Arkwright CCR Groundwater ComplianceAP3

Client Sample ID: ARK-ARGWC-10
Sample ID: 633099007
Matrix: WG
Collect Date: 09-AUG-23 16:50
Receive Date: 11-AUG-23
Collector: Client

Project: GPCC00100
Client ID: GPCC001

Parameter	Qualifier	Result	DL	RL	Units	PF	DF	Analyst	Date	Time	Batch	Method
Ion Chromatography												
EPA 300.0 Anions Liquid "As Received"												
Chloride		4.11	0.0670	0.200	mg/L		1	LXA2	08/14/23	1518	2476013	1
Fluoride		0.111	0.0330	0.100	mg/L		1					
Sulfate		0.541	0.133	0.400	mg/L		1					
Mercury Analysis-CVAA												
7470 Cold Vapor Mercury, Liquid "As Received"												
Mercury	U	ND	0.0000670	0.000200	mg/L	1.00	1	JP2	08/16/23	0945	2476472	2
Metals Analysis-ICP-MS												
SW846 3005A/6020B "As Received"												
Aluminum		0.0917	0.0193	0.0500	mg/L	1.00	1	PRB	08/19/23	0707	2476254	3
Antimony	U	ND	0.00100	0.00300	mg/L	1.00	1					
Arsenic	U	ND	0.00200	0.00500	mg/L	1.00	1					
Barium		0.0363	0.000670	0.00400	mg/L	1.00	1					
Beryllium	U	ND	0.000200	0.000500	mg/L	1.00	1					
Boron	U	ND	0.00520	0.0150	mg/L	1.00	1					
Cadmium	U	ND	0.000300	0.00100	mg/L	1.00	1					
Calcium		7.85	0.0800	0.200	mg/L	1.00	1					
Chromium	J	0.00473	0.00300	0.0100	mg/L	1.00	1					
Cobalt	U	ND	0.000300	0.00100	mg/L	1.00	1					
Iron		0.122	0.0330	0.100	mg/L	1.00	1					
Lead	U	ND	0.000500	0.00200	mg/L	1.00	1					
Lithium	U	ND	0.00300	0.0100	mg/L	1.00	1					
Magnesium		3.77	0.0100	0.0300	mg/L	1.00	1					
Manganese		0.00694	0.00100	0.00500	mg/L	1.00	1					
Molybdenum	U	ND	0.000200	0.00100	mg/L	1.00	1					
Potassium		0.749	0.0800	0.300	mg/L	1.00	1					
Selenium	U	ND	0.00150	0.00500	mg/L	1.00	1					
Silver	U	ND	0.000300	0.00100	mg/L	1.00	1					
Sodium		9.15	0.0800	0.250	mg/L	1.00	1					
Thallium	U	ND	0.000600	0.00200	mg/L	1.00	1					
Solids Analysis												
SM2540C Dissolved Solids "As Received"												
Total Dissolved Solids		72.0	2.38	10.0	mg/L			CH6	08/15/23	1323	2476432	4
Titration and Ion Analysis												
SM 2320B Total Alkalinity "As Received"												

GEL LABORATORIES LLC
2040 Savage Road Charleston SC 29407 - (843) 556-8171 - www.gel.com

Certificate of Analysis

Report Date: September 13, 2023

Company :	Georgia Power Company, Southern Company
Address :	241 Ralph McGill Blvd NE, Bin 10160
	Atlanta, Georgia 30308
Contact:	Joju Abraham
Project:	Arkwright CCR Groundwater ComplianceAP3

Client Sample ID:	ARK-ARGWC-10	Project:	GPCC00100
Sample ID:	633099007	Client ID:	GPCC001

Parameter	Qualifier	Result	DL	RL	Units	PF	DF	Analyst	Date	Time	Batch	Method
Titration and Ion Analysis												
SM 2320B Total Alkalinity "As Received"												
Alkalinity, Total as CaCO3		49.6	0.725	2.00	mg/L			JW2	08/14/23	1608	2476209	5
Bicarbonate alkalinity (CaCO3)		49.6	0.725	2.00	mg/L							
Carbonate alkalinity (CaCO3)	U	ND	0.725	2.00	mg/L							

The following Prep Methods were performed:

Method	Description	Analyst	Date	Time	Prep Batch
SW846 7470A Prep	EPA 7470A Mercury Prep Liquid	EK1	08/15/23	1220	2476471
SW846 3005A	ICP-MS 3005A PREP	EM2	08/15/23	1535	2476251

The following Analytical Methods were performed:

Method	Description	Analyst Comments
1	EPA 300.0	
2	SW846 7470A	
3	SW846 3005A/6020B	
4	SM 2540C	
5	SM 2320B	

Notes:

Column headers are defined as follows:

DF: Dilution Factor	Lc/LC: Critical Level
DL: Detection Limit	PF: Prep Factor
MDA: Minimum Detectable Activity	RL: Reporting Limit
MDC: Minimum Detectable Concentration	SQL: Sample Quantitation Limit

GEL LABORATORIES LLC
2040 Savage Road Charleston SC 29407 - (843) 556-8171 - www.gel.com

Certificate of Analysis

Report Date: September 13, 2023

Company :	Georgia Power Company, Southern Company
Address :	241 Ralph McGill Blvd NE, Bin 10160
	Atlanta, Georgia 30308
Contact:	Joju Abraham
Project:	Arkwright CCR Groundwater ComplianceAP3

Client Sample ID:	ARK-AP3-FD-03	Project:	GPCC00100
Sample ID:	633099008	Client ID:	GPCC001
Matrix:	WQ		
Collect Date:	09-AUG-23 12:00		
Receive Date:	11-AUG-23		
Collector:	Client		

Parameter	Qualifier	Result	DL	RL	Units	PF	DF	Analyst	Date	Time	Batch	Method
Ion Chromatography												
EPA 300.0 Anions Liquid "As Received"												
Chloride		3.88	0.0670	0.200	mg/L		1	LXA2	08/14/23	1548	2476013	1
Fluoride		0.331	0.0330	0.100	mg/L		1					
Sulfate		0.544	0.133	0.400	mg/L		1					
Mercury Analysis-CVAA												
7470 Cold Vapor Mercury, Liquid "As Received"												
Mercury	U	ND	0.0000670	0.000200	mg/L	1.00	1	JP2	08/16/23	0946	2476472	2
Metals Analysis-ICP-MS												
SW846 3005A/6020B "As Received"												
Antimony	U	ND	0.00100	0.00300	mg/L	1.00	1	PRB	08/19/23	0711	2476254	3
Arsenic	U	ND	0.00200	0.00500	mg/L	1.00	1					
Barium		0.0373	0.000670	0.00400	mg/L	1.00	1					
Beryllium	U	ND	0.000200	0.000500	mg/L	1.00	1					
Boron	U	ND	0.00520	0.0150	mg/L	1.00	1					
Cadmium	U	ND	0.000300	0.00100	mg/L	1.00	1					
Calcium		7.91	0.0800	0.200	mg/L	1.00	1					
Chromium	J	0.00490	0.00300	0.0100	mg/L	1.00	1					
Cobalt	U	ND	0.000300	0.00100	mg/L	1.00	1					
Lead	U	ND	0.000500	0.00200	mg/L	1.00	1					
Lithium	U	ND	0.00300	0.0100	mg/L	1.00	1					
Molybdenum	U	ND	0.000200	0.00100	mg/L	1.00	1					
Selenium	U	ND	0.00150	0.00500	mg/L	1.00	1					
Thallium	U	ND	0.000600	0.00200	mg/L	1.00	1					
Solids Analysis												
SM2540C Dissolved Solids "As Received"												
Total Dissolved Solids		73.0	2.38	10.0	mg/L			CH6	08/15/23	1323	2476432	4

The following Prep Methods were performed:

Method	Description	Analyst	Date	Time	Prep Batch
SW846 3005A	ICP-MS 3005A PREP	EM2	08/15/23	1535	2476251
SW846 7470A Prep	EPA 7470A Mercury Prep Liquid	EK1	08/15/23	1220	2476471

GEL LABORATORIES LLC
2040 Savage Road Charleston SC 29407 - (843) 556-8171 - www.gel.com

Certificate of Analysis

Report Date: September 13, 2023

Company :	Georgia Power Company, Southern Company
Address :	241 Ralph McGill Blvd NE, Bin 10160
	Atlanta, Georgia 30308
Contact:	Joju Abraham
Project:	Arkwright CCR Groundwater ComplianceAP3

Client Sample ID:	ARK-AP3-FD-03	Project:	GPCC00100
Sample ID:	633099008	Client ID:	GPCC001

Parameter	Qualifier	Result	DL	RL	Units	PF	DF	Analyst	Date	Time	Batch	Method

The following Analytical Methods were performed:

Method	Description	Analyst Comments
1	EPA 300.0	
2	SW846 7470A	
3	SW846 3005A/6020B	
4	SM 2540C	

Notes:

Column headers are defined as follows:

DF: Dilution Factor	Lc/LC: Critical Level
DL: Detection Limit	PF: Prep Factor
MDA: Minimum Detectable Activity	RL: Reporting Limit
MDC: Minimum Detectable Concentration	SQL: Sample Quantitation Limit

GEL LABORATORIES LLC
2040 Savage Road Charleston SC 29407 - (843) 556-8171 - www.gel.com

Certificate of Analysis

Report Date: September 13, 2023

Company : Georgia Power Company, Southern Company
Address : 241 Ralph McGill Blvd NE, Bin 10160

Atlanta, Georgia 30308
Contact: Joju Abraham
Project: Arkwright CCR Groundwater ComplianceAP3

Client Sample ID: ARK-ARGWA-13
Sample ID: 633099009
Matrix: WG
Collect Date: 09-AUG-23 17:45
Receive Date: 11-AUG-23
Collector: Client

Project: GPCC00100
Client ID: GPCC001

Parameter	Qualifier	Result	DL	RL	Units	PF	DF	Analyst	Date	Time	Batch	Method
Ion Chromatography												
EPA 300.0 Anions Liquid "As Received"												
Sulfate		784	6.65	20.0	mg/L		50	LXA2	08/15/23	1320	2476013	1
Chloride		5.87	0.134	0.400	mg/L		2	LXA2	08/15/23	1249	2476013	2
Fluoride		0.239	0.0660	0.200	mg/L		2					
Mercury Analysis-CVAA												
7470 Cold Vapor Mercury, Liquid "As Received"												
Mercury	U	ND	0.0000670	0.000200	mg/L	1.00	1	JP2	08/16/23	0948	2476472	3
Metals Analysis-ICP-MS												
SW846 3005A/6020B "As Received"												
Aluminum	U	ND	0.0193	0.0500	mg/L	1.00	1	PRB	08/19/23	0718	2476254	4
Antimony	J	0.00139	0.00100	0.00300	mg/L	1.00	1					
Arsenic	U	ND	0.00200	0.00500	mg/L	1.00	1					
Barium		0.0299	0.000670	0.00400	mg/L	1.00	1					
Beryllium	U	ND	0.000200	0.000500	mg/L	1.00	1					
Cadmium	U	ND	0.000300	0.00100	mg/L	1.00	1					
Chromium	U	ND	0.00300	0.0100	mg/L	1.00	1					
Cobalt	U	ND	0.000300	0.00100	mg/L	1.00	1					
Iron	J	0.0731	0.0330	0.100	mg/L	1.00	1					
Lead	U	ND	0.000500	0.00200	mg/L	1.00	1					
Lithium	J	0.00536	0.00300	0.0100	mg/L	1.00	1					
Manganese		0.0136	0.00100	0.00500	mg/L	1.00	1					
Molybdenum	U	ND	0.000200	0.00100	mg/L	1.00	1					
Potassium		4.28	0.0800	0.300	mg/L	1.00	1					
Selenium		0.0279	0.00150	0.00500	mg/L	1.00	1					
Silver	U	ND	0.000300	0.00100	mg/L	1.00	1					
Sodium		16.6	0.0800	0.250	mg/L	1.00	1					
Thallium	U	ND	0.000600	0.00200	mg/L	1.00	1					
Boron		1.06	0.0520	0.150	mg/L	1.00	10	PRB	08/19/23	0741	2476254	5
Calcium		186	0.800	2.00	mg/L	1.00	10					
Magnesium		130	0.100	0.300	mg/L	1.00	10					
Solids Analysis												
SM2540C Dissolved Solids "As Received"												
Total Dissolved Solids		1240	4.76	20.0	mg/L			CH6	08/15/23	1323	2476432	6
Titration and Ion Analysis												
SM 2320B Total Alkalinity "As Received"												

GEL LABORATORIES LLC
2040 Savage Road Charleston SC 29407 - (843) 556-8171 - www.gel.com

Certificate of Analysis

Report Date: September 13, 2023

Company : Georgia Power Company, Southern Company
Address : 241 Ralph McGill Blvd NE, Bin 10160

Atlanta, Georgia 30308
Contact: Joju Abraham
Project: Arkwright CCR Groundwater ComplianceAP3

Client Sample ID: ARK-ARGWA-13 Project: GPCC00100
Sample ID: 633099009 Client ID: GPCC001

Parameter	Qualifier	Result	DL	RL	Units	PF	DF	Analyst	Date	Time	Batch	Method
Titration and Ion Analysis												
SM 2320B Total Alkalinity "As Received"												
Alkalinity, Total as CaCO3		64.4	0.725	2.00	mg/L			JW2	08/14/23	1610	2476209	7
Bicarbonate alkalinity (CaCO3)		64.4	0.725	2.00	mg/L							
Carbonate alkalinity (CaCO3)	U	ND	0.725	2.00	mg/L							

The following Prep Methods were performed:

Method	Description	Analyst	Date	Time	Prep Batch
SW846 7470A Prep	EPA 7470A Mercury Prep Liquid	EK1	08/15/23	1220	2476471
SW846 3005A	ICP-MS 3005A PREP	EM2	08/15/23	1535	2476251

The following Analytical Methods were performed:

Method	Description	Analyst Comments
1	EPA 300.0	
2	EPA 300.0	
3	SW846 7470A	
4	SW846 3005A/6020B	
5	SW846 3005A/6020B	
6	SM 2540C	
7	SM 2320B	

Notes:

Column headers are defined as follows:

DF: Dilution Factor
DL: Detection Limit
MDA: Minimum Detectable Activity
MDC: Minimum Detectable Concentration
Lc/LC: Critical Level
PF: Prep Factor
RL: Reporting Limit
SQL: Sample Quantitation Limit

GEL LABORATORIES LLC
2040 Savage Road Charleston SC 29407 - (843) 556-8171 - www.gel.com

Certificate of Analysis

Report Date: September 13, 2023

Company : Georgia Power Company, Southern Company
Address : 241 Ralph McGill Blvd NE, Bin 10160

Atlanta, Georgia 30308
Contact: Joju Abraham
Project: Arkwright CCR Groundwater ComplianceAP3

Client Sample ID:	ARK-ARGWA-3	Project:	GPCC00100
Sample ID:	633099010	Client ID:	GPCC001
Matrix:	WG		
Collect Date:	09-AUG-23 18:15		
Receive Date:	11-AUG-23		
Collector:	Client		

Parameter	Qualifier	Result	DL	RL	Units	PF	DF	Analyst	Date	Time	Batch	Method
Ion Chromatography												
EPA 300.0 Anions Liquid "As Received"												
Chloride		2.71	0.0670	0.200	mg/L		1	LXA2	08/14/23	1650	2476013	1
Fluoride		0.316	0.0330	0.100	mg/L		1					
Sulfate		0.419	0.133	0.400	mg/L		1					
Mercury Analysis-CVAA												
7470 Cold Vapor Mercury, Liquid "As Received"												
Mercury	U	ND	0.0000670	0.000200	mg/L	1.00	1	JP2	08/16/23	0950	2476472	2
Metals Analysis-ICP-MS												
SW846 3005A/6020B "As Received"												
Aluminum	U	ND	0.0193	0.0500	mg/L	1.00	1	PRB	08/19/23	0722	2476254	3
Antimony	U	ND	0.00100	0.00300	mg/L	1.00	1					
Arsenic	U	ND	0.00200	0.00500	mg/L	1.00	1					
Barium		0.0191	0.000670	0.00400	mg/L	1.00	1					
Beryllium	U	ND	0.000200	0.000500	mg/L	1.00	1					
Boron		0.0234	0.00520	0.0150	mg/L	1.00	1					
Cadmium	U	ND	0.000300	0.00100	mg/L	1.00	1					
Calcium		5.89	0.0800	0.200	mg/L	1.00	1					
Chromium	U	ND	0.00300	0.0100	mg/L	1.00	1					
Cobalt	U	ND	0.000300	0.00100	mg/L	1.00	1					
Iron	U	ND	0.0330	0.100	mg/L	1.00	1					
Lead	U	ND	0.000500	0.00200	mg/L	1.00	1					
Lithium	U	ND	0.00300	0.0100	mg/L	1.00	1					
Magnesium		3.25	0.0100	0.0300	mg/L	1.00	1					
Manganese	U	ND	0.00100	0.00500	mg/L	1.00	1					
Molybdenum	U	ND	0.000200	0.00100	mg/L	1.00	1					
Potassium		1.07	0.0800	0.300	mg/L	1.00	1					
Selenium	U	ND	0.00150	0.00500	mg/L	1.00	1					
Silver	U	ND	0.000300	0.00100	mg/L	1.00	1					
Sodium		7.14	0.0800	0.250	mg/L	1.00	1					
Thallium	U	ND	0.000600	0.00200	mg/L	1.00	1					
Solids Analysis												
SM2540C Dissolved Solids "As Received"												
Total Dissolved Solids		50.0	2.38	10.0	mg/L			CH6	08/15/23	1323	2476432	4
Titration and Ion Analysis												
SM 2320B Total Alkalinity "As Received"												

GEL LABORATORIES LLC
2040 Savage Road Charleston SC 29407 - (843) 556-8171 - www.gel.com

Certificate of Analysis

Report Date: September 13, 2023

Company :	Georgia Power Company, Southern Company
Address :	241 Ralph McGill Blvd NE, Bin 10160
	Atlanta, Georgia 30308
Contact:	Joju Abraham
Project:	Arkwright CCR Groundwater ComplianceAP3

Client Sample ID:	ARK-ARGWA-3	Project:	GPCC00100
Sample ID:	633099010	Client ID:	GPCC001

Parameter	Qualifier	Result	DL	RL	Units	PF	DF	Analyst	Date	Time	Batch	Method
Titration and Ion Analysis												
SM 2320B Total Alkalinity "As Received"												
Alkalinity, Total as CaCO3		40.9	0.725	2.00	mg/L			JW2	08/14/23	1613	2476209	5
Bicarbonate alkalinity (CaCO3)		40.9	0.725	2.00	mg/L							
Carbonate alkalinity (CaCO3)	U	ND	0.725	2.00	mg/L							

The following Prep Methods were performed:

Method	Description	Analyst	Date	Time	Prep Batch
SW846 7470A Prep	EPA 7470A Mercury Prep Liquid	EK1	08/15/23	1220	2476471
SW846 3005A	ICP-MS 3005A PREP	EM2	08/15/23	1535	2476251

The following Analytical Methods were performed:

Method	Description	Analyst Comments
1	EPA 300.0	
2	SW846 7470A	
3	SW846 3005A/6020B	
4	SM 2540C	
5	SM 2320B	

Notes:

Column headers are defined as follows:

DF: Dilution Factor	Lc/LC: Critical Level
DL: Detection Limit	PF: Prep Factor
MDA: Minimum Detectable Activity	RL: Reporting Limit
MDC: Minimum Detectable Concentration	SQL: Sample Quantitation Limit

GEL LABORATORIES LLC
2040 Savage Road Charleston SC 29407 - (843) 556-8171 - www.gel.com

Certificate of Analysis

Report Date: September 13, 2023

Company : Georgia Power Company, Southern Company
Address : 241 Ralph McGill Blvd NE, Bin 10160

Atlanta, Georgia 30308
Contact: Joju Abraham
Project: Arkwright CCR Groundwater ComplianceAP3

Client Sample ID:	ARK-AP3-EB-02	Project:	GPCC00100
Sample ID:	633099011	Client ID:	GPCC001
Matrix:	WQ		
Collect Date:	09-AUG-23 18:30		
Receive Date:	11-AUG-23		
Collector:	Client		

Parameter	Qualifier	Result	DL	RL	Units	PF	DF	Analyst	Date	Time	Batch	Method
Ion Chromatography												
EPA 300.0 Anions Liquid "As Received"												
Chloride	J	0.139	0.0670	0.200	mg/L		1	JLD1	08/14/23	1322	2476078	1
Fluoride	U	ND	0.0330	0.100	mg/L		1					
Sulfate	U	ND	0.133	0.400	mg/L		1					
Mercury Analysis-CVAA												
7470 Cold Vapor Mercury, Liquid "As Received"												
Mercury	U	ND	0.0000670	0.000200	mg/L	1.00	1	JP2	08/16/23	0951	2476472	2
Metals Analysis-ICP-MS												
SW846 3005A/6020B "As Received"												
Antimony	U	ND	0.00100	0.00300	mg/L	1.00	1	PRB	08/24/23	2246	2476257	3
Arsenic	U	ND	0.00200	0.00500	mg/L	1.00	1					
Barium	U	ND	0.000670	0.00400	mg/L	1.00	1					
Beryllium	U	ND	0.000200	0.000500	mg/L	1.00	1					
Boron	U	ND	0.00520	0.0150	mg/L	1.00	1					
Cadmium	U	ND	0.000300	0.00100	mg/L	1.00	1					
Calcium	U	ND	0.0800	0.200	mg/L	1.00	1					
Chromium	U	ND	0.00300	0.0100	mg/L	1.00	1					
Cobalt	U	ND	0.000300	0.00100	mg/L	1.00	1					
Lead	U	ND	0.000500	0.00200	mg/L	1.00	1					
Lithium	U	ND	0.00300	0.0100	mg/L	1.00	1					
Molybdenum	U	ND	0.000200	0.00100	mg/L	1.00	1					
Selenium	U	ND	0.00150	0.00500	mg/L	1.00	1					
Thallium	U	ND	0.000600	0.00200	mg/L	1.00	1					
Solids Analysis												
SM2540C Dissolved Solids "As Received"												
Total Dissolved Solids	U	ND	2.38	10.0	mg/L			CH6	08/15/23	1323	2476432	4

The following Prep Methods were performed:

Method	Description	Analyst	Date	Time	Prep Batch
SW846 3005A	ICP-MS 3005A PREP	EM2	08/15/23	1535	2476255
SW846 7470A Prep	EPA 7470A Mercury Prep Liquid	EK1	08/15/23	1220	2476471

GEL LABORATORIES LLC
2040 Savage Road Charleston SC 29407 - (843) 556-8171 - www.gel.com

Certificate of Analysis

Report Date: September 13, 2023

Company :	Georgia Power Company, Southern Company
Address :	241 Ralph McGill Blvd NE, Bin 10160
	Atlanta, Georgia 30308
Contact:	Joju Abraham
Project:	Arkwright CCR Groundwater ComplianceAP3

Client Sample ID:	ARK-AP3-EB-02	Project:	GPCC00100
Sample ID:	633099011	Client ID:	GPCC001

Parameter	Qualifier	Result	DL	RL	Units	PF	DF	Analyst	Date	Time	Batch	Method

The following Analytical Methods were performed:

Method	Description	Analyst Comments
1	EPA 300.0	
2	SW846 7470A	
3	SW846 3005A/6020B	
4	SM 2540C	

Notes:

Column headers are defined as follows:

DF: Dilution Factor	Lc/LC: Critical Level
DL: Detection Limit	PF: Prep Factor
MDA: Minimum Detectable Activity	RL: Reporting Limit
MDC: Minimum Detectable Concentration	SQL: Sample Quantitation Limit

GEL LABORATORIES LLC
2040 Savage Road Charleston SC 29407 - (843) 556-8171 - www.gel.com

Certificate of Analysis

Report Date: September 13, 2023

Company :	Georgia Power Company, Southern Company
Address :	241 Ralph McGill Blvd NE, Bin 10160
	Atlanta, Georgia 30308
Contact:	Joju Abraham
Project:	Arkwright CCR Groundwater ComplianceAP3

Client Sample ID:	ARK-ARGWC-15	Project:	GPCC00100
Sample ID:	633099012	Client ID:	GPCC001
Matrix:	WG		
Collect Date:	10-AUG-23 09:35		
Receive Date:	11-AUG-23		
Collector:	Client		

Parameter	Qualifier	Result	DL	RL	Units	PF	DF	Analyst	Date	Time	Batch	Method
Ion Chromatography												
EPA 300.0 Anions Liquid "As Received"												
Chloride		2.88	0.0670	0.200	mg/L		1	JLD1	08/14/23	1353	2476078	1
Fluoride		0.131	0.0330	0.100	mg/L		1					
Sulfate		6.91	0.133	0.400	mg/L		1					
Mercury Analysis-CVAA												
7470 Cold Vapor Mercury, Liquid "As Received"												
Mercury	U	ND	0.0000670	0.000200	mg/L	1.00	1	JP2	08/16/23	0953	2476472	2
Metals Analysis-ICP-MS												
SW846 3005A/6020B "As Received"												
Aluminum		2.16	0.0193	0.0500	mg/L	1.00	1	PRB	08/24/23	2250	2476257	3
Antimony	U	ND	0.00100	0.00300	mg/L	1.00	1					
Arsenic	J	0.00240	0.00200	0.00500	mg/L	1.00	1					
Barium		0.0370	0.000670	0.00400	mg/L	1.00	1					
Beryllium	U	ND	0.000200	0.000500	mg/L	1.00	1					
Boron	J	0.00806	0.00520	0.0150	mg/L	1.00	1					
Cadmium	U	ND	0.000300	0.00100	mg/L	1.00	1					
Calcium		30.9	0.0800	0.200	mg/L	1.00	1					
Chromium	U	ND	0.00300	0.0100	mg/L	1.00	1					
Cobalt		0.00439	0.000300	0.00100	mg/L	1.00	1					
Iron		2.56	0.0330	0.100	mg/L	1.00	1					
Lead	J	0.000841	0.000500	0.00200	mg/L	1.00	1					
Lithium	U	ND	0.00300	0.0100	mg/L	1.00	1					
Magnesium		10.0	0.0100	0.0300	mg/L	1.00	1					
Manganese		0.121	0.00100	0.00500	mg/L	1.00	1					
Molybdenum		0.00212	0.000200	0.00100	mg/L	1.00	1					
Potassium		6.90	0.0800	0.300	mg/L	1.00	1					
Selenium	U	ND	0.00150	0.00500	mg/L	1.00	1					
Silver	U	ND	0.000300	0.00100	mg/L	1.00	1					
Sodium		9.22	0.0800	0.250	mg/L	1.00	1					
Thallium	U	ND	0.000600	0.00200	mg/L	1.00	1					
Solids Analysis												
SM2540C Dissolved Solids "As Received"												
Total Dissolved Solids		142	2.38	10.0	mg/L			CH6	08/15/23	1323	2476432	4
Titration and Ion Analysis												
SM 2320B Total Alkalinity "As Received"												

GEL LABORATORIES LLC
2040 Savage Road Charleston SC 29407 - (843) 556-8171 - www.gel.com

Certificate of Analysis

Report Date: September 13, 2023

Company :	Georgia Power Company, Southern Company
Address :	241 Ralph McGill Blvd NE, Bin 10160
	Atlanta, Georgia 30308
Contact:	Joju Abraham
Project:	Arkwright CCR Groundwater ComplianceAP3

Client Sample ID:	ARK-ARGWC-15	Project:	GPCC00100
Sample ID:	633099012	Client ID:	GPCC001

Parameter	Qualifier	Result	DL	RL	Units	PF	DF	Analyst	Date	Time	Batch	Method
Titration and Ion Analysis												
SM 2320B Total Alkalinity "As Received"												
Alkalinity, Total as CaCO3		121	0.725	2.00	mg/L			JW2	08/14/23	1615	2476209	5
Bicarbonate alkalinity (CaCO3)		121	0.725	2.00	mg/L							
Carbonate alkalinity (CaCO3)	U	ND	0.725	2.00	mg/L							

The following Prep Methods were performed:

Method	Description	Analyst	Date	Time	Prep Batch
SW846 3005A	ICP-MS 3005A PREP	EM2	08/15/23	1535	2476255
SW846 7470A Prep	EPA 7470A Mercury Prep Liquid	EK1	08/15/23	1220	2476471

The following Analytical Methods were performed:

Method	Description	Analyst Comments
1	EPA 300.0	
2	SW846 7470A	
3	SW846 3005A/6020B	
4	SM 2540C	
5	SM 2320B	

Notes:

Column headers are defined as follows:

DF: Dilution Factor	Lc/LC: Critical Level
DL: Detection Limit	PF: Prep Factor
MDA: Minimum Detectable Activity	RL: Reporting Limit
MDC: Minimum Detectable Concentration	SQL: Sample Quantitation Limit

GEL LABORATORIES LLC
2040 Savage Road Charleston SC 29407 - (843) 556-8171 - www.gel.com

Certificate of Analysis

Report Date: September 13, 2023

Company : Georgia Power Company, Southern Company
Address : 241 Ralph McGill Blvd NE, Bin 10160

Atlanta, Georgia 30308
Contact: Joju Abraham
Project: Arkwright CCR Groundwater ComplianceAP3

Client Sample ID:	ARK-AP3-FB-03	Project:	GPCC00100
Sample ID:	633099013	Client ID:	GPCC001
Matrix:	WQ		
Collect Date:	10-AUG-23 10:00		
Receive Date:	11-AUG-23		
Collector:	Client		

Parameter	Qualifier	Result	DL	RL	Units	PF	DF	Analyst	Date	Time	Batch	Method
Ion Chromatography												
EPA 300.0 Anions Liquid "As Received"												
Chloride	J	0.138	0.0670	0.200	mg/L		1	JLD1	08/14/23	1529	2476078	1
Fluoride	U	ND	0.0330	0.100	mg/L		1					
Sulfate	U	ND	0.133	0.400	mg/L		1					
Mercury Analysis-CVAA												
7470 Cold Vapor Mercury, Liquid "As Received"												
Mercury	U	ND	0.0000670	0.000200	mg/L	1.00	1	JP2	08/16/23	0954	2476472	2
Metals Analysis-ICP-MS												
SW846 3005A/6020B "As Received"												
Antimony	U	ND	0.00100	0.00300	mg/L	1.00	1	PRB	08/24/23	2315	2476257	3
Arsenic	J	0.00218	0.00200	0.00500	mg/L	1.00	1					
Barium	U	ND	0.000670	0.00400	mg/L	1.00	1					
Beryllium	U	ND	0.000200	0.000500	mg/L	1.00	1					
Boron	U	ND	0.00520	0.0150	mg/L	1.00	1					
Cadmium	U	ND	0.000300	0.00100	mg/L	1.00	1					
Calcium	U	ND	0.0800	0.200	mg/L	1.00	1					
Chromium	U	ND	0.00300	0.0100	mg/L	1.00	1					
Cobalt	U	ND	0.000300	0.00100	mg/L	1.00	1					
Lead	U	ND	0.000500	0.00200	mg/L	1.00	1					
Lithium	U	ND	0.00300	0.0100	mg/L	1.00	1					
Molybdenum	U	ND	0.000200	0.00100	mg/L	1.00	1					
Selenium	U	ND	0.00150	0.00500	mg/L	1.00	1					
Thallium	U	ND	0.000600	0.00200	mg/L	1.00	1					
Solids Analysis												
SM2540C Dissolved Solids "As Received"												
Total Dissolved Solids	U	ND	2.38	10.0	mg/L			CH6	08/15/23	1323	2476432	4

The following Prep Methods were performed:

Method	Description	Analyst	Date	Time	Prep Batch
SW846 7470A Prep	EPA 7470A Mercury Prep Liquid	EK1	08/15/23	1220	2476471
SW846 3005A	ICP-MS 3005A PREP	EM2	08/15/23	1535	2476255

GEL LABORATORIES LLC
2040 Savage Road Charleston SC 29407 - (843) 556-8171 - www.gel.com

Certificate of Analysis

Report Date: September 13, 2023

Company :	Georgia Power Company, Southern Company
Address :	241 Ralph McGill Blvd NE, Bin 10160
	Atlanta, Georgia 30308
Contact:	Joju Abraham
Project:	Arkwright CCR Groundwater ComplianceAP3

Client Sample ID:	ARK-AP3-FB-03	Project:	GPCC00100
Sample ID:	633099013	Client ID:	GPCC001

Parameter	Qualifier	Result	DL	RL	Units	PF	DF	Analyst	Date	Time	Batch	Method

The following Analytical Methods were performed:

Method	Description	Analyst Comments
1	EPA 300.0	
2	SW846 7470A	
3	SW846 3005A/6020B	
4	SM 2540C	

Notes:

Column headers are defined as follows:

DF: Dilution Factor	Lc/LC: Critical Level
DL: Detection Limit	PF: Prep Factor
MDA: Minimum Detectable Activity	RL: Reporting Limit
MDC: Minimum Detectable Concentration	SQL: Sample Quantitation Limit

GEL LABORATORIES LLC
2040 Savage Road Charleston SC 29407 - (843) 556-8171 - www.gel.com

Certificate of Analysis

Report Date: September 13, 2023

Company :	Georgia Power Company, Southern Company
Address :	241 Ralph McGill Blvd NE, Bin 10160
	Atlanta, Georgia 30308
Contact:	Joju Abraham
Project:	Arkwright CCR Groundwater ComplianceAP3

Client Sample ID:	ARK-ARGWC-9	Project:	GPCC00100
Sample ID:	633099014	Client ID:	GPCC001
Matrix:	WG		
Collect Date:	10-AUG-23 09:35		
Receive Date:	11-AUG-23		
Collector:	Client		

Parameter	Qualifier	Result	DL	RL	Units	PF	DF	Analyst	Date	Time	Batch	Method
Ion Chromatography												
EPA 300.0 Anions Liquid "As Received"												
Chloride		4.80	0.0670	0.200	mg/L		1	JLD1	08/14/23	1601	2476078	1
Fluoride	J	0.0790	0.0330	0.100	mg/L		1					
Sulfate		1.45	0.133	0.400	mg/L		1					
Mercury Analysis-CVAA												
7470 Cold Vapor Mercury, Liquid "As Received"												
Mercury	U	ND	0.0000670	0.000200	mg/L	1.00	1	JP2	08/16/23	0956	2476472	2
Metals Analysis-ICP-MS												
SW846 3005A/6020B "As Received"												
Aluminum	U	ND	0.0193	0.0500	mg/L	1.00	1	PRB	08/24/23	2319	2476257	3
Antimony	U	ND	0.00100	0.00300	mg/L	1.00	1					
Arsenic	J	0.00457	0.00200	0.00500	mg/L	1.00	1					
Barium		0.0401	0.000670	0.00400	mg/L	1.00	1					
Beryllium	U	ND	0.000200	0.000500	mg/L	1.00	1					
Boron	J	0.00623	0.00520	0.0150	mg/L	1.00	1					
Cadmium	U	ND	0.000300	0.00100	mg/L	1.00	1					
Calcium		4.75	0.0800	0.200	mg/L	1.00	1					
Chromium	J	0.00775	0.00300	0.0100	mg/L	1.00	1					
Cobalt	U	ND	0.000300	0.00100	mg/L	1.00	1					
Iron	U	ND	0.0330	0.100	mg/L	1.00	1					
Lead	U	ND	0.000500	0.00200	mg/L	1.00	1					
Lithium	U	ND	0.00300	0.0100	mg/L	1.00	1					
Magnesium		2.18	0.0100	0.0300	mg/L	1.00	1					
Manganese	U	ND	0.00100	0.00500	mg/L	1.00	1					
Molybdenum	U	ND	0.000200	0.00100	mg/L	1.00	1					
Potassium		1.77	0.0800	0.300	mg/L	1.00	1					
Selenium	U	ND	0.00150	0.00500	mg/L	1.00	1					
Silver	U	ND	0.000300	0.00100	mg/L	1.00	1					
Sodium		6.69	0.0800	0.250	mg/L	1.00	1					
Thallium	U	ND	0.000600	0.00200	mg/L	1.00	1					
Solids Analysis												
SM2540C Dissolved Solids "As Received"												
Total Dissolved Solids		50.0	2.38	10.0	mg/L			CH6	08/15/23	1323	2476432	4
Titration and Ion Analysis												
SM 2320B Total Alkalinity "As Received"												

GEL LABORATORIES LLC
2040 Savage Road Charleston SC 29407 - (843) 556-8171 - www.gel.com

Certificate of Analysis

Report Date: September 13, 2023

Company :	Georgia Power Company, Southern Company
Address :	241 Ralph McGill Blvd NE, Bin 10160
	Atlanta, Georgia 30308
Contact:	Joju Abraham
Project:	Arkwright CCR Groundwater ComplianceAP3

Client Sample ID:	ARK-ARGWC-9	Project:	GPCC00100
Sample ID:	633099014	Client ID:	GPCC001

Parameter	Qualifier	Result	DL	RL	Units	PF	DF	Analyst	Date	Time	Batch	Method
Titration and Ion Analysis												
SM 2320B Total Alkalinity "As Received"												
Alkalinity, Total as CaCO3		23.9	0.725	2.00	mg/L			JW2	08/14/23	1620	2476209	5
Bicarbonate alkalinity (CaCO3)		23.9	0.725	2.00	mg/L							
Carbonate alkalinity (CaCO3)	U	ND	0.725	2.00	mg/L							

The following Prep Methods were performed:

Method	Description	Analyst	Date	Time	Prep Batch
SW846 7470A Prep	EPA 7470A Mercury Prep Liquid	EK1	08/15/23	1220	2476471
SW846 3005A	ICP-MS 3005A PREP	EM2	08/15/23	1535	2476255

The following Analytical Methods were performed:

Method	Description	Analyst Comments
1	EPA 300.0	
2	SW846 7470A	
3	SW846 3005A/6020B	
4	SM 2540C	
5	SM 2320B	

Notes:

Column headers are defined as follows:

DF: Dilution Factor	Lc/LC: Critical Level
DL: Detection Limit	PF: Prep Factor
MDA: Minimum Detectable Activity	RL: Reporting Limit
MDC: Minimum Detectable Concentration	SQL: Sample Quantitation Limit

GEL LABORATORIES LLC
2040 Savage Road Charleston SC 29407 - (843) 556-8171 - www.gel.com

Certificate of Analysis

Report Date: September 13, 2023

Company : Georgia Power Company, Southern Company
Address : 241 Ralph McGill Blvd NE, Bin 10160

Atlanta, Georgia 30308
Contact: Joju Abraham
Project: Arkwright CCR Groundwater ComplianceAP3

Client Sample ID: ARK-ARGWC-8
Sample ID: 633099015
Matrix: WG
Collect Date: 10-AUG-23 12:15
Receive Date: 11-AUG-23
Collector: Client

Project: GPCC00100
Client ID: GPCC001

Parameter	Qualifier	Result	DL	RL	Units	PF	DF	Analyst	Date	Time	Batch	Method
Ion Chromatography												
EPA 300.0 Anions Liquid "As Received"												
Chloride		5.45	0.0670	0.200	mg/L		1	JLD1	08/14/23	1633	2476078	1
Fluoride		0.141	0.0330	0.100	mg/L		1					
Sulfate		52.3	0.665	2.00	mg/L		5	JLD1	08/15/23	1008	2476078	2
Mercury Analysis-CVAA												
7470 Cold Vapor Mercury, Liquid "As Received"												
Mercury	U	ND	0.0000670	0.000200	mg/L	1.00	1	JP2	08/16/23	1001	2476472	3
Metals Analysis-ICP-MS												
SW846 3005A/6020B "As Received"												
Aluminum		0.0776	0.0193	0.0500	mg/L	1.00	1	PRB	08/24/23	2322	2476257	4
Antimony	U	ND	0.00100	0.00300	mg/L	1.00	1					
Arsenic	J	0.00337	0.00200	0.00500	mg/L	1.00	1					
Barium		0.0603	0.000670	0.00400	mg/L	1.00	1					
Beryllium	U	ND	0.000200	0.000500	mg/L	1.00	1					
Cadmium	U	ND	0.000300	0.00100	mg/L	1.00	1					
Calcium		44.9	0.0800	0.200	mg/L	1.00	1					
Chromium	U	ND	0.00300	0.0100	mg/L	1.00	1					
Cobalt	U	ND	0.000300	0.00100	mg/L	1.00	1					
Iron		0.107	0.0330	0.100	mg/L	1.00	1					
Lead	U	ND	0.000500	0.00200	mg/L	1.00	1					
Lithium	J	0.00333	0.00300	0.0100	mg/L	1.00	1					
Magnesium		21.1	0.0100	0.0300	mg/L	1.00	1					
Manganese		0.356	0.00100	0.00500	mg/L	1.00	1					
Molybdenum		0.0424	0.000200	0.00100	mg/L	1.00	1					
Potassium		1.78	0.0800	0.300	mg/L	1.00	1					
Selenium	U	ND	0.00150	0.00500	mg/L	1.00	1					
Silver	U	ND	0.000300	0.00100	mg/L	1.00	1					
Sodium		13.6	0.0800	0.250	mg/L	1.00	1					
Thallium	U	ND	0.000600	0.00200	mg/L	1.00	1					
Boron		0.980	0.0520	0.150	mg/L	1.00	10	PRB	08/25/23	0933	2476257	5
Solids Analysis												
SM2540C Dissolved Solids "As Received"												
Total Dissolved Solids		234	2.38	10.0	mg/L			CH6	08/15/23	1323	2476432	6
Titration and Ion Analysis												
SM 2320B Total Alkalinity "As Received"												

GEL LABORATORIES LLC
2040 Savage Road Charleston SC 29407 - (843) 556-8171 - www.gel.com

Certificate of Analysis

Report Date: September 13, 2023

Company : Georgia Power Company, Southern Company
Address : 241 Ralph McGill Blvd NE, Bin 10160

Atlanta, Georgia 30308
Contact: Joju Abraham
Project: Arkwright CCR Groundwater ComplianceAP3

Client Sample ID: ARK-ARGWC-8 Project: GPCC00100
Sample ID: 633099015 Client ID: GPCC001

Parameter	Qualifier	Result	DL	RL	Units	PF	DF	Analyst	Date	Time	Batch	Method
Titration and Ion Analysis												
SM 2320B Total Alkalinity "As Received"												
Alkalinity, Total as CaCO3		158	0.725	2.00	mg/L			JW2	08/14/23	1622	2476209	7
Bicarbonate alkalinity (CaCO3)		158	0.725	2.00	mg/L							
Carbonate alkalinity (CaCO3)	U	ND	0.725	2.00	mg/L							

The following Prep Methods were performed:

Method	Description	Analyst	Date	Time	Prep Batch
SW846 7470A Prep	EPA 7470A Mercury Prep Liquid	EK1	08/15/23	1220	2476471
SW846 3005A	ICP-MS 3005A PREP	EM2	08/15/23	1535	2476255

The following Analytical Methods were performed:

Method	Description	Analyst Comments
1	EPA 300.0	
2	EPA 300.0	
3	SW846 7470A	
4	SW846 3005A/6020B	
5	SW846 3005A/6020B	
6	SM 2540C	
7	SM 2320B	

Notes:

Column headers are defined as follows:

DF: Dilution Factor
DL: Detection Limit
MDA: Minimum Detectable Activity
MDC: Minimum Detectable Concentration
Lc/LC: Critical Level
PF: Prep Factor
RL: Reporting Limit
SQL: Sample Quantitation Limit

GEL LABORATORIES LLC
2040 Savage Road Charleston SC 29407 - (843) 556-8171 - www.gel.com

Certificate of Analysis

Report Date: September 13, 2023

Company :	Georgia Power Company, Southern Company
Address :	241 Ralph McGill Blvd NE, Bin 10160
	Atlanta, Georgia 30308
Contact:	Joju Abraham
Project:	Arkwright CCR Groundwater ComplianceAP3

Client Sample ID:	ARK-ARGWA-14	Project:	GPCC00100
Sample ID:	633099016	Client ID:	GPCC001
Matrix:	WG		
Collect Date:	10-AUG-23 13:05		
Receive Date:	11-AUG-23		
Collector:	Client		

Parameter	Qualifier	Result	DL	RL	Units	PF	DF	Analyst	Date	Time	Batch	Method
Ion Chromatography												
EPA 300.0 Anions Liquid "As Received"												
Chloride		4.61	0.0670	0.200	mg/L		1	JLD1	08/14/23	1705	2476078	1
Fluoride		0.254	0.0330	0.100	mg/L		1					
Sulfate		14.4	0.133	0.400	mg/L		1					
Mercury Analysis-CVAA												
7470 Cold Vapor Mercury, Liquid "As Received"												
Mercury	U	ND	0.0000670	0.000200	mg/L	1.00	1	JP2	08/16/23	1003	2476472	2
Metals Analysis-ICP-MS												
SW846 3005A/6020B "As Received"												
Aluminum	U	ND	0.0193	0.0500	mg/L	1.00	1	PRB	08/24/23	2326	2476257	3
Antimony	U	ND	0.00100	0.00300	mg/L	1.00	1					
Arsenic	J	0.00349	0.00200	0.00500	mg/L	1.00	1					
Barium		0.0465	0.000670	0.00400	mg/L	1.00	1					
Beryllium	U	ND	0.000200	0.000500	mg/L	1.00	1					
Boron		0.0372	0.00520	0.0150	mg/L	1.00	1					
Cadmium	U	ND	0.000300	0.00100	mg/L	1.00	1					
Calcium		49.5	0.0800	0.200	mg/L	1.00	1					
Chromium	U	ND	0.00300	0.0100	mg/L	1.00	1					
Cobalt	U	ND	0.000300	0.00100	mg/L	1.00	1					
Iron	J	0.0458	0.0330	0.100	mg/L	1.00	1					
Lead	U	ND	0.000500	0.00200	mg/L	1.00	1					
Lithium	U	ND	0.00300	0.0100	mg/L	1.00	1					
Magnesium		9.40	0.0100	0.0300	mg/L	1.00	1					
Manganese	J	0.00209	0.00100	0.00500	mg/L	1.00	1					
Molybdenum	J	0.000738	0.000200	0.00100	mg/L	1.00	1					
Potassium		2.82	0.0800	0.300	mg/L	1.00	1					
Selenium	U	ND	0.00150	0.00500	mg/L	1.00	1					
Silver	U	ND	0.000300	0.00100	mg/L	1.00	1					
Sodium		46.8	0.0800	0.250	mg/L	1.00	1					
Thallium	U	ND	0.000600	0.00200	mg/L	1.00	1					
Solids Analysis												
SM2540C Dissolved Solids "As Received"												
Total Dissolved Solids		301	2.38	10.0	mg/L			CH6	08/15/23	1323	2476432	4
Titration and Ion Analysis												
SM 2320B Total Alkalinity "As Received"												

GEL LABORATORIES LLC
2040 Savage Road Charleston SC 29407 - (843) 556-8171 - www.gel.com

Certificate of Analysis

Report Date: September 13, 2023

Company :	Georgia Power Company, Southern Company
Address :	241 Ralph McGill Blvd NE, Bin 10160
	Atlanta, Georgia 30308
Contact:	Joju Abraham
Project:	Arkwright CCR Groundwater ComplianceAP3

Client Sample ID:	ARK-ARGWA-14	Project:	GPCC00100
Sample ID:	633099016	Client ID:	GPCC001

Parameter	Qualifier	Result	DL	RL	Units	PF	DF	Analyst	Date	Time	Batch	Method
Titration and Ion Analysis												
SM 2320B Total Alkalinity "As Received"												
Alkalinity, Total as CaCO3		259	0.725	2.00	mg/L			JW2	08/14/23	1633	2476209	5
Bicarbonate alkalinity (CaCO3)		259	0.725	2.00	mg/L							
Carbonate alkalinity (CaCO3)	U	ND	0.725	2.00	mg/L							

The following Prep Methods were performed:

Method	Description	Analyst	Date	Time	Prep Batch
SW846 7470A Prep	EPA 7470A Mercury Prep Liquid	EK1	08/15/23	1220	2476471
SW846 3005A	ICP-MS 3005A PREP	EM2	08/15/23	1535	2476255

The following Analytical Methods were performed:

Method	Description	Analyst Comments
1	EPA 300.0	
2	SW846 7470A	
3	SW846 3005A/6020B	
4	SM 2540C	
5	SM 2320B	

Notes:

Column headers are defined as follows:

DF: Dilution Factor	Lc/LC: Critical Level
DL: Detection Limit	PF: Prep Factor
MDA: Minimum Detectable Activity	RL: Reporting Limit
MDC: Minimum Detectable Concentration	SQL: Sample Quantitation Limit

GEL LABORATORIES LLC
2040 Savage Road Charleston SC 29407 - (843) 556-8171 - www.gel.com

Certificate of Analysis

Report Date: September 13, 2023

Company : Georgia Power Company, Southern Company
Address : 241 Ralph McGill Blvd NE, Bin 10160

Atlanta, Georgia 30308
Contact: Joju Abraham
Project: Arkwright CCR Groundwater ComplianceAP3

Client Sample ID:	ARK-AP3-EB-03	Project:	GPCC00100
Sample ID:	633099017	Client ID:	GPCC001
Matrix:	WQ		
Collect Date:	10-AUG-23 13:30		
Receive Date:	11-AUG-23		
Collector:	Client		

Parameter	Qualifier	Result	DL	RL	Units	PF	DF	Analyst	Date	Time	Batch	Method
Ion Chromatography												
EPA 300.0 Anions Liquid "As Received"												
Chloride	J	0.122	0.0670	0.200	mg/L		1	JLD1	08/14/23	1840	2476078	1
Fluoride	U	ND	0.0330	0.100	mg/L		1					
Sulfate	U	ND	0.133	0.400	mg/L		1					
Mercury Analysis-CVAA												
7470 Cold Vapor Mercury, Liquid "As Received"												
Mercury	U	ND	0.0000670	0.000200	mg/L	1.00	1	JP2	08/16/23	1005	2476472	2
Metals Analysis-ICP-MS												
SW846 3005A/6020B "As Received"												
Antimony	U	ND	0.00100	0.00300	mg/L	1.00	1	PRB	08/24/23	2329	2476257	3
Arsenic	J	0.00345	0.00200	0.00500	mg/L	1.00	1					
Barium	U	ND	0.000670	0.00400	mg/L	1.00	1					
Beryllium	U	ND	0.000200	0.000500	mg/L	1.00	1					
Boron	U	ND	0.00520	0.0150	mg/L	1.00	1					
Cadmium	U	ND	0.000300	0.00100	mg/L	1.00	1					
Calcium	U	ND	0.0800	0.200	mg/L	1.00	1					
Chromium	U	ND	0.00300	0.0100	mg/L	1.00	1					
Cobalt	U	ND	0.000300	0.00100	mg/L	1.00	1					
Lead	U	ND	0.000500	0.00200	mg/L	1.00	1					
Lithium	U	ND	0.00300	0.0100	mg/L	1.00	1					
Molybdenum	U	ND	0.000200	0.00100	mg/L	1.00	1					
Selenium	U	ND	0.00150	0.00500	mg/L	1.00	1					
Thallium	U	ND	0.000600	0.00200	mg/L	1.00	1					
Solids Analysis												
SM2540C Dissolved Solids "As Received"												
Total Dissolved Solids	U	ND	2.38	10.0	mg/L			CH6	08/15/23	1323	2476432	4

The following Prep Methods were performed:

Method	Description	Analyst	Date	Time	Prep Batch
SW846 7470A Prep	EPA 7470A Mercury Prep Liquid	EK1	08/15/23	1220	2476471
SW846 3005A	ICP-MS 3005A PREP	EM2	08/15/23	1535	2476255

GEL LABORATORIES LLC
2040 Savage Road Charleston SC 29407 - (843) 556-8171 - www.gel.com

Certificate of Analysis

Report Date: September 13, 2023

Company :	Georgia Power Company, Southern Company
Address :	241 Ralph McGill Blvd NE, Bin 10160
	Atlanta, Georgia 30308
Contact:	Joju Abraham
Project:	Arkwright CCR Groundwater ComplianceAP3

Client Sample ID:	ARK-AP3-EB-03	Project:	GPCC00100
Sample ID:	633099017	Client ID:	GPCC001

Parameter	Qualifier	Result	DL	RL	Units	PF	DF	Analyst	Date	Time	Batch	Method

The following Analytical Methods were performed:

Method	Description	Analyst Comments
1	EPA 300.0	
2	SW846 7470A	
3	SW846 3005A/6020B	
4	SM 2540C	

Notes:

Column headers are defined as follows:

DF: Dilution Factor	Lc/LC: Critical Level
DL: Detection Limit	PF: Prep Factor
MDA: Minimum Detectable Activity	RL: Reporting Limit
MDC: Minimum Detectable Concentration	SQL: Sample Quantitation Limit

GEL LABORATORIES LLC
2040 Savage Road Charleston SC 29407 - (843) 556-8171 - www.gel.com

Certificate of Analysis

Report Date: September 13, 2023

Company : Georgia Power Company, Southern Company
Address : 241 Ralph McGill Blvd NE, Bin 10160

Atlanta, Georgia 30308
Contact: Joju Abraham
Project: Arkwright CCR Groundwater ComplianceAP3

Client Sample ID: ARK-ARGWC-18
Sample ID: 633099018
Matrix: WG
Collect Date: 10-AUG-23 13:50
Receive Date: 11-AUG-23
Collector: Client

Project: GPCC00100
Client ID: GPCC001

Parameter	Qualifier	Result	DL	RL	Units	PF	DF	Analyst	Date	Time	Batch	Method
Ion Chromatography												
EPA 300.0 Anions Liquid "As Received"												
Sulfate		194	3.33	10.0	mg/L		25	JLD1	08/15/23	1040	2476078	1
Chloride		6.62	0.0670	0.200	mg/L		1	JLD1	08/14/23	1912	2476078	2
Fluoride		0.129	0.0330	0.100	mg/L		1					
Mercury Analysis-CVAA												
7470 Cold Vapor Mercury, Liquid "As Received"												
Mercury	U	ND	0.0000670	0.000200	mg/L	1.00	1	JP2	08/16/23	1006	2476472	3
Metals Analysis-ICP-MS												
SW846 3005A/6020B "As Received"												
Aluminum	U	ND	0.0193	0.0500	mg/L	1.00	1	PRB	08/24/23	2333	2476257	4
Antimony	U	ND	0.00100	0.00300	mg/L	1.00	1					
Arsenic	J	0.00357	0.00200	0.00500	mg/L	1.00	1					
Barium		0.0363	0.000670	0.00400	mg/L	1.00	1					
Beryllium	U	ND	0.000200	0.000500	mg/L	1.00	1					
Cadmium	U	ND	0.000300	0.00100	mg/L	1.00	1					
Chromium	U	ND	0.00300	0.0100	mg/L	1.00	1					
Cobalt	J	0.000931	0.000300	0.00100	mg/L	1.00	1					
Iron		1.02	0.0330	0.100	mg/L	1.00	1					
Lead	U	ND	0.000500	0.00200	mg/L	1.00	1					
Lithium	J	0.00402	0.00300	0.0100	mg/L	1.00	1					
Magnesium		45.3	0.0100	0.0300	mg/L	1.00	1					
Manganese		0.854	0.00100	0.00500	mg/L	1.00	1					
Molybdenum	U	ND	0.000200	0.00100	mg/L	1.00	1					
Potassium		2.38	0.0800	0.300	mg/L	1.00	1					
Selenium	U	ND	0.00150	0.00500	mg/L	1.00	1					
Silver	U	ND	0.000300	0.00100	mg/L	1.00	1					
Sodium		12.6	0.0800	0.250	mg/L	1.00	1					
Thallium	U	ND	0.000600	0.00200	mg/L	1.00	1					
Boron		2.58	0.104	0.300	mg/L	1.00	20	PRB	08/25/23	0935	2476257	5
Calcium		53.3	1.60	4.00	mg/L	1.00	20					
Solids Analysis												
SM2540C Dissolved Solids "As Received"												
Total Dissolved Solids		444	2.38	10.0	mg/L			CH6	08/15/23	1323	2476432	6
Titration and Ion Analysis												
SM 2320B Total Alkalinity "As Received"												

GEL LABORATORIES LLC
2040 Savage Road Charleston SC 29407 - (843) 556-8171 - www.gel.com

Certificate of Analysis

Report Date: September 13, 2023

Company : Georgia Power Company, Southern Company
Address : 241 Ralph McGill Blvd NE, Bin 10160

Atlanta, Georgia 30308
Contact: Joju Abraham
Project: Arkwright CCR Groundwater ComplianceAP3

Client Sample ID: ARK-ARGWC-18 Project: GPCC00100
Sample ID: 633099018 Client ID: GPCC001

Parameter	Qualifier	Result	DL	RL	Units	PF	DF	Analyst	Date	Time	Batch	Method
Titration and Ion Analysis												
SM 2320B Total Alkalinity "As Received"												
Alkalinity, Total as CaCO3		120	0.725	2.00	mg/L			JW2	08/14/23	1643	2476209	7
Bicarbonate alkalinity (CaCO3)		120	0.725	2.00	mg/L							
Carbonate alkalinity (CaCO3)	U	ND	0.725	2.00	mg/L							

The following Prep Methods were performed:

Method	Description	Analyst	Date	Time	Prep Batch
SW846 3005A	ICP-MS 3005A PREP	EM2	08/15/23	1535	2476255
SW846 7470A Prep	EPA 7470A Mercury Prep Liquid	EK1	08/15/23	1220	2476471

The following Analytical Methods were performed:

Method	Description	Analyst Comments
1	EPA 300.0	
2	EPA 300.0	
3	SW846 7470A	
4	SW846 3005A/6020B	
5	SW846 3005A/6020B	
6	SM 2540C	
7	SM 2320B	

Notes:

Column headers are defined as follows:

DF: Dilution Factor
DL: Detection Limit
MDA: Minimum Detectable Activity
MDC: Minimum Detectable Concentration
Lc/LC: Critical Level
PF: Prep Factor
RL: Reporting Limit
SQL: Sample Quantitation Limit

GEL LABORATORIES LLC
2040 Savage Road Charleston SC 29407 - (843) 556-8171 - www.gel.com

Certificate of Analysis

Report Date: September 13, 2023

Company :	Georgia Power Company, Southern Company
Address :	241 Ralph McGill Blvd NE, Bin 10160
	Atlanta, Georgia 30308
Contact:	Joju Abraham
Project:	Arkwright CCR Groundwater ComplianceAP3

Client Sample ID:	ARK-ARGWC-7	Project:	GPCC00100
Sample ID:	633099019	Client ID:	GPCC001
Matrix:	WG		
Collect Date:	10-AUG-23 14:30		
Receive Date:	11-AUG-23		
Collector:	Client		

Parameter	Qualifier	Result	DL	RL	Units	PF	DF	Analyst	Date	Time	Batch	Method
Ion Chromatography												
EPA 300.0 Anions Liquid "As Received"												
Chloride		4.20	0.0670	0.200	mg/L		1	JLD1	08/14/23	1944	2476078	1
Fluoride	U	ND	0.0330	0.100	mg/L		1					
Sulfate		34.5	0.665	2.00	mg/L		5	JLD1	08/15/23	1112	2476078	2
Mercury Analysis-CVAA												
7470 Cold Vapor Mercury, Liquid "As Received"												
Mercury	U	ND	0.0000670	0.000200	mg/L	1.00	1	JP2	08/16/23	1008	2476472	3
Metals Analysis-ICP-MS												
SW846 3005A/6020B "As Received"												
Aluminum	U	ND	0.0193	0.0500	mg/L	1.00	1	PRB	08/24/23	2337	2476257	4
Antimony	U	ND	0.00100	0.00300	mg/L	1.00	1					
Arsenic	J	0.00480	0.00200	0.00500	mg/L	1.00	1					
Barium		0.0540	0.000670	0.00400	mg/L	1.00	1					
Beryllium	U	ND	0.000200	0.000500	mg/L	1.00	1					
Boron		0.116	0.00520	0.0150	mg/L	1.00	1					
Cadmium	U	ND	0.000300	0.00100	mg/L	1.00	1					
Calcium		9.75	0.0800	0.200	mg/L	1.00	1					
Chromium	J	0.00353	0.00300	0.0100	mg/L	1.00	1					
Cobalt	U	ND	0.000300	0.00100	mg/L	1.00	1					
Iron	U	ND	0.0330	0.100	mg/L	1.00	1					
Lead	U	ND	0.000500	0.00200	mg/L	1.00	1					
Lithium	U	ND	0.00300	0.0100	mg/L	1.00	1					
Magnesium		8.63	0.0100	0.0300	mg/L	1.00	1					
Manganese	U	ND	0.00100	0.00500	mg/L	1.00	1					
Molybdenum	U	ND	0.000200	0.00100	mg/L	1.00	1					
Potassium		1.00	0.0800	0.300	mg/L	1.00	1					
Selenium	U	ND	0.00150	0.00500	mg/L	1.00	1					
Silver	U	ND	0.000300	0.00100	mg/L	1.00	1					
Sodium		5.93	0.0800	0.250	mg/L	1.00	1					
Thallium	U	ND	0.000600	0.00200	mg/L	1.00	1					
Solids Analysis												
SM2540C Dissolved Solids "As Received"												
Total Dissolved Solids		101	2.38	10.0	mg/L			CH6	08/15/23	1323	2476432	5
Titration and Ion Analysis												
SM 2320B Total Alkalinity "As Received"												

GEL LABORATORIES LLC
2040 Savage Road Charleston SC 29407 - (843) 556-8171 - www.gel.com

Certificate of Analysis

Report Date: September 13, 2023

Company : Georgia Power Company, Southern Company
Address : 241 Ralph McGill Blvd NE, Bin 10160

Atlanta, Georgia 30308
Contact: Joju Abraham
Project: Arkwright CCR Groundwater ComplianceAP3

Client Sample ID: ARK-ARGWC-7 Project: GPCC00100
Sample ID: 633099019 Client ID: GPCC001

Parameter	Qualifier	Result	DL	RL	Units	PF	DF	Analyst	Date	Time	Batch	Method
Titration and Ion Analysis												
SM 2320B Total Alkalinity "As Received"												
Alkalinity, Total as CaCO3		28.0	0.725	2.00	mg/L			JW2	08/14/23	1646	2476209	6
Bicarbonate alkalinity (CaCO3)		28.0	0.725	2.00	mg/L							
Carbonate alkalinity (CaCO3)	U	ND	0.725	2.00	mg/L							

The following Prep Methods were performed:

Method	Description	Analyst	Date	Time	Prep Batch
SW846 7470A Prep	EPA 7470A Mercury Prep Liquid	EK1	08/15/23	1220	2476471
SW846 3005A	ICP-MS 3005A PREP	EM2	08/15/23	1535	2476255

The following Analytical Methods were performed:

Method	Description	Analyst Comments
1	EPA 300.0	
2	EPA 300.0	
3	SW846 7470A	
4	SW846 3005A/6020B	
5	SM 2540C	
6	SM 2320B	

Notes:

Column headers are defined as follows:

DF: Dilution Factor
DL: Detection Limit
MDA: Minimum Detectable Activity
MDC: Minimum Detectable Concentration
Lc/LC: Critical Level
PF: Prep Factor
RL: Reporting Limit
SQL: Sample Quantitation Limit

GEL LABORATORIES LLC
2040 Savage Road Charleston SC 29407 - (843) 556-8171 - www.gel.com

Certificate of Analysis

Report Date: September 13, 2023

Company : Georgia Power Company, Southern Company
Address : 241 Ralph McGill Blvd NE, Bin 10160

Atlanta, Georgia 30308
Contact: Joju Abraham
Project: Arkwright CCR Groundwater ComplianceAP3

Client Sample ID:	ARK-ARGWA-5	Project:	GPCC00100
Sample ID:	633099020	Client ID:	GPCC001
Matrix:	WG		
Collect Date:	10-AUG-23 15:15		
Receive Date:	11-AUG-23		
Collector:	Client		

Parameter	Qualifier	Result	DL	RL	Units	PF	DF	Analyst	Date	Time	Batch	Method
Ion Chromatography												
EPA 300.0 Anions Liquid "As Received"												
Chloride		12.4	0.335	1.00	mg/L		5	JLD1	08/15/23	1143	2476078	1
Fluoride		0.128	0.0330	0.100	mg/L		1	JLD1	08/14/23	2016	2476078	2
Sulfate		0.581	0.133	0.400	mg/L		1					
Mercury Analysis-CVAA												
7470 Cold Vapor Mercury, Liquid "As Received"												
Mercury	U	ND	0.0000670	0.000200	mg/L	1.00	1	JP2	08/16/23	1009	2476472	3
Metals Analysis-ICP-MS												
SW846 3005A/6020B "As Received"												
Aluminum	U	ND	0.0193	0.0500	mg/L	1.00	1	PRB	08/24/23	2340	2476257	4
Antimony	U	ND	0.00100	0.00300	mg/L	1.00	1					
Arsenic		0.00593	0.00200	0.00500	mg/L	1.00	1					
Barium		0.0638	0.000670	0.00400	mg/L	1.00	1					
Beryllium	U	ND	0.000200	0.000500	mg/L	1.00	1					
Boron	J	0.0139	0.00520	0.0150	mg/L	1.00	1					
Cadmium	U	ND	0.000300	0.00100	mg/L	1.00	1					
Calcium		12.6	0.0800	0.200	mg/L	1.00	1					
Chromium	U	ND	0.00300	0.0100	mg/L	1.00	1					
Cobalt	U	ND	0.000300	0.00100	mg/L	1.00	1					
Iron	U	ND	0.0330	0.100	mg/L	1.00	1					
Lead	U	ND	0.000500	0.00200	mg/L	1.00	1					
Lithium	U	ND	0.00300	0.0100	mg/L	1.00	1					
Magnesium		5.25	0.0100	0.0300	mg/L	1.00	1					
Manganese	J	0.00254	0.00100	0.00500	mg/L	1.00	1					
Molybdenum	U	ND	0.000200	0.00100	mg/L	1.00	1					
Potassium		1.49	0.0800	0.300	mg/L	1.00	1					
Selenium	U	ND	0.00150	0.00500	mg/L	1.00	1					
Silver	U	ND	0.000300	0.00100	mg/L	1.00	1					
Sodium		11.7	0.0800	0.250	mg/L	1.00	1					
Thallium	U	ND	0.000600	0.00200	mg/L	1.00	1					
Solids Analysis												
SM2540C Dissolved Solids "As Received"												
Total Dissolved Solids		105	2.38	10.0	mg/L			CH6	08/16/23	1558	2477178	5
Titration and Ion Analysis												
SM 2320B Total Alkalinity "As Received"												

GEL LABORATORIES LLC
2040 Savage Road Charleston SC 29407 - (843) 556-8171 - www.gel.com

Certificate of Analysis

Report Date: September 13, 2023

Company : Georgia Power Company, Southern Company
Address : 241 Ralph McGill Blvd NE, Bin 10160

Atlanta, Georgia 30308
Contact: Joju Abraham
Project: Arkwright CCR Groundwater ComplianceAP3

Client Sample ID: ARK-ARGWA-5 Project: GPCC00100
Sample ID: 633099020 Client ID: GPCC001

Parameter	Qualifier	Result	DL	RL	Units	PF	DF	Analyst	Date	Time	Batch	Method
Titration and Ion Analysis												
SM 2320B Total Alkalinity "As Received"												
Alkalinity, Total as CaCO3		53.2	0.725	2.00	mg/L			JW2	08/14/23	1651	2476209	6
Bicarbonate alkalinity (CaCO3)		53.2	0.725	2.00	mg/L							
Carbonate alkalinity (CaCO3)	U	ND	0.725	2.00	mg/L							

The following Prep Methods were performed:

Method	Description	Analyst	Date	Time	Prep Batch
SW846 3005A	ICP-MS 3005A PREP	EM2	08/15/23	1535	2476255
SW846 7470A Prep	EPA 7470A Mercury Prep Liquid	EK1	08/15/23	1220	2476471

The following Analytical Methods were performed:

Method	Description	Analyst Comments
1	EPA 300.0	
2	EPA 300.0	
3	SW846 7470A	
4	SW846 3005A/6020B	
5	SM 2540C	
6	SM 2320B	

Notes:

Column headers are defined as follows:

DF: Dilution Factor
DL: Detection Limit
MDA: Minimum Detectable Activity
MDC: Minimum Detectable Concentration
Lc/LC: Critical Level
PF: Prep Factor
RL: Reporting Limit
SQL: Sample Quantitation Limit

GEL LABORATORIES LLC
2040 Savage Road Charleston SC 29407 - (843) 556-8171 - www.gel.com

Certificate of Analysis

Report Date: September 13, 2023

Company :	Georgia Power Company, Southern Company
Address :	241 Ralph McGill Blvd NE, Bin 10160
	Atlanta, Georgia 30308
Contact:	Joju Abraham
Project:	Arkwright CCR Groundwater ComplianceAP3

Client Sample ID:	ARK-ARGWC-16	Project:	GPCC00100
Sample ID:	633099021	Client ID:	GPCC001
Matrix:	WG		
Collect Date:	10-AUG-23 16:05		
Receive Date:	11-AUG-23		
Collector:	Client		

Parameter	Qualifier	Result	DL	RL	Units	PF	DF	Analyst	Date	Time	Batch	Method
Ion Chromatography												
EPA 300.0 Anions Liquid "As Received"												
Sulfate		328	3.33	10.0	mg/L		25	JLD1	08/15/23	1215	2476078	1
Chloride		5.85	0.0670	0.200	mg/L		1	JLD1	08/14/23	2048	2476078	2
Fluoride	J	0.0335	0.0330	0.100	mg/L		1					
Mercury Analysis-CVAA												
7470 Cold Vapor Mercury, Liquid "As Received"												
Mercury	U	ND	0.0000670	0.000200	mg/L	1.00	1	JP2	08/16/23	1014	2476474	3
Metals Analysis-ICP-MS												
SW846 3005A/6020B "As Received"												
Boron		0.224	0.0260	0.0750	mg/L	1.00	5	PRB	08/25/23	0937	2476257	4
Calcium		63.4	0.400	1.00	mg/L	1.00	5					
Aluminum	J	0.0241	0.0193	0.0500	mg/L	1.00	1	PRB	08/24/23	2344	2476257	5
Antimony	U	ND	0.00100	0.00300	mg/L	1.00	1					
Arsenic	J	0.00431	0.00200	0.00500	mg/L	1.00	1					
Barium		0.0381	0.000670	0.00400	mg/L	1.00	1					
Beryllium	U	ND	0.000200	0.000500	mg/L	1.00	1					
Cadmium	U	ND	0.000300	0.00100	mg/L	1.00	1					
Chromium	U	ND	0.00300	0.0100	mg/L	1.00	1					
Cobalt	U	ND	0.000300	0.00100	mg/L	1.00	1					
Iron	J	0.0404	0.0330	0.100	mg/L	1.00	1					
Lead	U	ND	0.000500	0.00200	mg/L	1.00	1					
Lithium	U	ND	0.00300	0.0100	mg/L	1.00	1					
Magnesium		44.1	0.0100	0.0300	mg/L	1.00	1					
Manganese		0.380	0.00100	0.00500	mg/L	1.00	1					
Molybdenum	U	ND	0.000200	0.00100	mg/L	1.00	1					
Potassium		4.24	0.0800	0.300	mg/L	1.00	1					
Selenium	J	0.00421	0.00150	0.00500	mg/L	1.00	1					
Silver	U	ND	0.000300	0.00100	mg/L	1.00	1					
Sodium		16.6	0.0800	0.250	mg/L	1.00	1					
Thallium	U	ND	0.000600	0.00200	mg/L	1.00	1					
Solids Analysis												
SM2540C Dissolved Solids "As Received"												
Total Dissolved Solids		537	2.38	10.0	mg/L			CH6	08/16/23	1558	2477178	6
Titration and Ion Analysis												
SM 2320B Total Alkalinity "As Received"												

GEL LABORATORIES LLC
2040 Savage Road Charleston SC 29407 - (843) 556-8171 - www.gel.com

Certificate of Analysis

Report Date: September 13, 2023

Company : Georgia Power Company, Southern Company
Address : 241 Ralph McGill Blvd NE, Bin 10160

Atlanta, Georgia 30308
Contact: Joju Abraham
Project: Arkwright CCR Groundwater ComplianceAP3

Client Sample ID: ARK-ARGWC-16 Project: GPCC00100
Sample ID: 633099021 Client ID: GPCC001

Parameter	Qualifier	Result	DL	RL	Units	PF	DF	Analyst	Date	Time	Batch	Method
Titration and Ion Analysis												
SM 2320B Total Alkalinity "As Received"												
Alkalinity, Total as CaCO3		15.3	0.725	2.00	mg/L			JW2	08/14/23	1654	2476209	7
Bicarbonate alkalinity (CaCO3)		15.3	0.725	2.00	mg/L							
Carbonate alkalinity (CaCO3)	U	ND	0.725	2.00	mg/L							

The following Prep Methods were performed:

Method	Description	Analyst	Date	Time	Prep Batch
SW846 7470A Prep	EPA 7470A Mercury Prep Liquid	EK1	08/15/23	1220	2476473
SW846 3005A	ICP-MS 3005A PREP	EM2	08/15/23	1535	2476255

The following Analytical Methods were performed:

Method	Description	Analyst Comments
1	EPA 300.0	
2	EPA 300.0	
3	SW846 7470A	
4	SW846 3005A/6020B	
5	SW846 3005A/6020B	
6	SM 2540C	
7	SM 2320B	

Notes:

Column headers are defined as follows:

DF: Dilution Factor
DL: Detection Limit
MDA: Minimum Detectable Activity
MDC: Minimum Detectable Concentration
Lc/LC: Critical Level
PF: Prep Factor
RL: Reporting Limit
SQL: Sample Quantitation Limit

GEL LABORATORIES LLC
2040 Savage Road Charleston SC 29407 - (843) 556-8171 - www.gel.com

Certificate of Analysis

Report Date: September 13, 2023

Company :	Georgia Power Company, Southern Company
Address :	241 Ralph McGill Blvd NE, Bin 10160
	Atlanta, Georgia 30308
Contact:	Joju Abraham
Project:	Arkwright CCR Groundwater ComplianceAP3

Client Sample ID:	ARK-ARGWA-24	Project:	GPCC00100
Sample ID:	633099022	Client ID:	GPCC001
Matrix:	WG		
Collect Date:	10-AUG-23 19:35		
Receive Date:	11-AUG-23		
Collector:	Client		

Parameter	Qualifier	Result	DL	RL	Units	PF	DF	Analyst	Date	Time	Batch	Method
Nutrient Analysis												
EPA 353.2 Nitrogen, Nitrate/Nitrite "As Received"												
Nitrogen, Nitrate/Nitrite		0.379	0.00700	0.0200	mg/L		1	AXH3	08/14/23	0805	2475766	1

The following Analytical Methods were performed:

Method	Description	Analyst Comments
1	EPA 353.2 Low Level	

Notes:

Column headers are defined as follows:

DF: Dilution Factor	Lc/LC: Critical Level
DL: Detection Limit	PF: Prep Factor
MDA: Minimum Detectable Activity	RL: Reporting Limit
MDC: Minimum Detectable Concentration	SQL: Sample Quantitation Limit

GEL LABORATORIES LLC
2040 Savage Road Charleston SC 29407 - (843) 556-8171 - www.gel.com

Certificate of Analysis

Report Date: September 13, 2023

Company :	Georgia Power Company, Southern Company
Address :	241 Ralph McGill Blvd NE, Bin 10160
	Atlanta, Georgia 30308
Contact:	Joju Abraham
Project:	Arkwright CCR Groundwater ComplianceAP3

Client Sample ID:	ARK-AP3-FB-02	Project:	GPCC00100
Sample ID:	633099023	Client ID:	GPCC001
Matrix:	WQ		
Collect Date:	10-AUG-23 19:14		
Receive Date:	11-AUG-23		
Collector:	Client		

Parameter	Qualifier	Result	DL	RL	Units	PF	DF	Analyst	Date	Time	Batch	Method
Nutrient Analysis												
EPA 353.2 Nitrogen, Nitrate/Nitrite "As Received"												
Nitrogen, Nitrate/Nitrite	U	ND	0.00700	0.0200	mg/L		1	AXH3	08/14/23	0813	2475766	1

The following Analytical Methods were performed:

Method	Description	Analyst Comments
1	EPA 353.2 Low Level	

Notes:

Column headers are defined as follows:

DF: Dilution Factor	Lc/LC: Critical Level
DL: Detection Limit	PF: Prep Factor
MDA: Minimum Detectable Activity	RL: Reporting Limit
MDC: Minimum Detectable Concentration	SQL: Sample Quantitation Limit

GEL LABORATORIES LLC
2040 Savage Road Charleston SC 29407 - (843) 556-8171 - www.gel.com

Certificate of Analysis

Report Date: September 13, 2023

Company :	Georgia Power Company, Southern Company
Address :	241 Ralph McGill Blvd NE, Bin 10160
	Atlanta, Georgia 30308
Contact:	Joju Abraham
Project:	Arkwright CCR Groundwater ComplianceAP3

Client Sample ID:	ARK-ARAMW-4	Project:	GPCC00100
Sample ID:	633099024	Client ID:	GPCC001
Matrix:	WG		
Collect Date:	10-AUG-23 19:45		
Receive Date:	11-AUG-23		
Collector:	Client		

Parameter	Qualifier	Result	DL	RL	Units	PF	DF	Analyst	Date	Time	Batch	Method
Nutrient Analysis												
EPA 353.2 Nitrogen, Nitrate/Nitrite "As Received"												
Nitrogen, Nitrate/Nitrite	J	0.0149	0.00700	0.0200	mg/L		1	AXH3	08/14/23	0814	2475766	1

The following Analytical Methods were performed:

Method	Description	Analyst Comments
1	EPA 353.2 Low Level	

Notes:

Column headers are defined as follows:

DF: Dilution Factor	Lc/LC: Critical Level
DL: Detection Limit	PF: Prep Factor
MDA: Minimum Detectable Activity	RL: Reporting Limit
MDC: Minimum Detectable Concentration	SQL: Sample Quantitation Limit

GEL LABORATORIES LLC
2040 Savage Road Charleston SC 29407 - (843) 556-8171 - www.gel.com

Certificate of Analysis

Report Date: September 13, 2023

Company :	Georgia Power Company, Southern Company
Address :	241 Ralph McGill Blvd NE, Bin 10160
	Atlanta, Georgia 30308
Contact:	Joju Abraham
Project:	Arkwright CCR Groundwater ComplianceAP3

Client Sample ID:	ARK-ARGWA-12	Project:	GPCC00100
Sample ID:	633099025	Client ID:	GPCC001
Matrix:	WG		
Collect Date:	10-AUG-23 20:18		
Receive Date:	11-AUG-23		
Collector:	Client		

Parameter	Qualifier	Result	DL	RL	Units	PF	DF	Analyst	Date	Time	Batch	Method
Nutrient Analysis												
EPA 353.2 Nitrogen, Nitrate/Nitrite "As Received"												
Nitrogen, Nitrate/Nitrite		0.522	0.00700	0.0200	mg/L		1	AXH3	08/14/23	0816	2475766	1

The following Analytical Methods were performed:

Method	Description	Analyst Comments
1	EPA 353.2 Low Level	

Notes:

Column headers are defined as follows:

DF: Dilution Factor	Lc/LC: Critical Level
DL: Detection Limit	PF: Prep Factor
MDA: Minimum Detectable Activity	RL: Reporting Limit
MDC: Minimum Detectable Concentration	SQL: Sample Quantitation Limit

GEL LABORATORIES LLC
2040 Savage Road Charleston SC 29407 - (843) 556-8171 - www.gel.com

Certificate of Analysis

Report Date: September 13, 2023

Company :	Georgia Power Company, Southern Company
Address :	241 Ralph McGill Blvd NE, Bin 10160
	Atlanta, Georgia 30308
Contact:	Joju Abraham
Project:	Arkwright CCR Groundwater ComplianceAP3

Client Sample ID:	ARK-ARGWC-17	Project:	GPCC00100
Sample ID:	633099026	Client ID:	GPCC001
Matrix:	WG		
Collect Date:	10-AUG-23 19:55		
Receive Date:	11-AUG-23		
Collector:	Client		

Parameter	Qualifier	Result	DL	RL	Units	PF	DF	Analyst	Date	Time	Batch	Method
Nutrient Analysis												
EPA 353.2 Nitrogen, Nitrate/Nitrite "As Received"												
Nitrogen, Nitrate/Nitrite		0.436	0.00700	0.0200	mg/L		1	AXH3	08/14/23	0817	2475766	1

The following Analytical Methods were performed:

Method	Description	Analyst Comments
1	EPA 353.2 Low Level	

Notes:

Column headers are defined as follows:

DF: Dilution Factor	Lc/LC: Critical Level
DL: Detection Limit	PF: Prep Factor
MDA: Minimum Detectable Activity	RL: Reporting Limit
MDC: Minimum Detectable Concentration	SQL: Sample Quantitation Limit

GEL LABORATORIES LLC
2040 Savage Road Charleston SC 29407 - (843) 556-8171 - www.gel.com

Certificate of Analysis

Report Date: September 13, 2023

Company :	Georgia Power Company, Southern Company
Address :	241 Ralph McGill Blvd NE, Bin 10160
	Atlanta, Georgia 30308
Contact:	Joju Abraham
Project:	Arkwright CCR Groundwater ComplianceAP3

Client Sample ID:	ARK-AP3-FD-02	Project:	GPCC00100
Sample ID:	633099027	Client ID:	GPCC001
Matrix:	WQ		
Collect Date:	10-AUG-23 12:00		
Receive Date:	11-AUG-23		
Collector:	Client		

Parameter	Qualifier	Result	DL	RL	Units	PF	DF	Analyst	Date	Time	Batch	Method
Nutrient Analysis												
EPA 353.2 Nitrogen, Nitrate/Nitrite "As Received"												
Nitrogen, Nitrate/Nitrite		0.508	0.00700	0.0200	mg/L		1	AXH3	08/14/23	0818	2475766	1

The following Analytical Methods were performed:

Method	Description	Analyst Comments
1	EPA 353.2 Low Level	

Notes:

Column headers are defined as follows:

DF: Dilution Factor	Lc/LC: Critical Level
DL: Detection Limit	PF: Prep Factor
MDA: Minimum Detectable Activity	RL: Reporting Limit
MDC: Minimum Detectable Concentration	SQL: Sample Quantitation Limit

GEL LABORATORIES LLC
2040 Savage Road Charleston SC 29407 - (843) 556-8171 - www.gel.com

Certificate of Analysis

Report Date: September 13, 2023

Company :	Georgia Power Company, Southern Company
Address :	241 Ralph McGill Blvd NE, Bin 10160
	Atlanta, Georgia 30308
Contact:	Joju Abraham
Project:	Arkwright CCR Groundwater ComplianceAP3

Client Sample ID:	ARK-ARGWC-10	Project:	GPCC00100
Sample ID:	633099028	Client ID:	GPCC001
Matrix:	WG		
Collect Date:	10-AUG-23 20:07		
Receive Date:	11-AUG-23		
Collector:	Client		

Parameter	Qualifier	Result	DL	RL	Units	PF	DF	Analyst	Date	Time	Batch	Method
Nutrient Analysis												
EPA 353.2 Nitrogen, Nitrate/Nitrite "As Received"												
Nitrogen, Nitrate/Nitrite		0.0844	0.00700	0.0200	mg/L		1	AXH3	08/14/23	0819	2475766	1

The following Analytical Methods were performed:

Method	Description	Analyst Comments
1	EPA 353.2 Low Level	

Notes:

Column headers are defined as follows:

DF: Dilution Factor	Lc/LC: Critical Level
DL: Detection Limit	PF: Prep Factor
MDA: Minimum Detectable Activity	RL: Reporting Limit
MDC: Minimum Detectable Concentration	SQL: Sample Quantitation Limit

GEL LABORATORIES LLC
2040 Savage Road Charleston SC 29407 - (843) 556-8171 - www.gel.com

Certificate of Analysis

Report Date: September 13, 2023

Company :	Georgia Power Company, Southern Company
Address :	241 Ralph McGill Blvd NE, Bin 10160
	Atlanta, Georgia 30308
Contact:	Joju Abraham
Project:	Arkwright CCR Groundwater ComplianceAP3

Client Sample ID:	ARK-AP3-FD-03	Project:	GPCC00100
Sample ID:	633099029	Client ID:	GPCC001
Matrix:	WQ		
Collect Date:	10-AUG-23 12:00		
Receive Date:	11-AUG-23		
Collector:	Client		

Parameter	Qualifier	Result	DL	RL	Units	PF	DF	Analyst	Date	Time	Batch	Method
Nutrient Analysis												
EPA 353.2 Nitrogen, Nitrate/Nitrite "As Received"												
Nitrogen, Nitrate/Nitrite		0.130	0.00700	0.0200	mg/L		1	AXH3	08/14/23	0820	2475766	1

The following Analytical Methods were performed:

Method	Description	Analyst Comments
1	EPA 353.2 Low Level	

Notes:

Column headers are defined as follows:

DF: Dilution Factor	Lc/LC: Critical Level
DL: Detection Limit	PF: Prep Factor
MDA: Minimum Detectable Activity	RL: Reporting Limit
MDC: Minimum Detectable Concentration	SQL: Sample Quantitation Limit

GEL LABORATORIES LLC
2040 Savage Road Charleston SC 29407 - (843) 556-8171 - www.gel.com

Certificate of Analysis

Report Date: September 13, 2023

Company :	Georgia Power Company, Southern Company
Address :	241 Ralph McGill Blvd NE, Bin 10160
	Atlanta, Georgia 30308
Contact:	Joju Abraham
Project:	Arkwright CCR Groundwater ComplianceAP3

Client Sample ID:	ARK-ARGWA-13	Project:	GPCC00100
Sample ID:	633099030	Client ID:	GPCC001
Matrix:	WG		
Collect Date:	10-AUG-23 20:15		
Receive Date:	11-AUG-23		
Collector:	Client		

Parameter	Qualifier	Result	DL	RL	Units	PF	DF	Analyst	Date	Time	Batch	Method
Nutrient Analysis												
EPA 353.2 Nitrogen, Nitrate/Nitrite "As Received"												
Nitrogen, Nitrate/Nitrite		0.841	0.00700	0.0200	mg/L		1	AXH3	08/14/23	0822	2475766	1

The following Analytical Methods were performed:

Method	Description	Analyst Comments
1	EPA 353.2 Low Level	

Notes:

Column headers are defined as follows:

DF: Dilution Factor	Lc/LC: Critical Level
DL: Detection Limit	PF: Prep Factor
MDA: Minimum Detectable Activity	RL: Reporting Limit
MDC: Minimum Detectable Concentration	SQL: Sample Quantitation Limit

GEL LABORATORIES LLC
2040 Savage Road Charleston SC 29407 - (843) 556-8171 - www.gel.com

Certificate of Analysis

Report Date: September 13, 2023

Company :	Georgia Power Company, Southern Company
Address :	241 Ralph McGill Blvd NE, Bin 10160
	Atlanta, Georgia 30308
Contact:	Joju Abraham
Project:	Arkwright CCR Groundwater ComplianceAP3

Client Sample ID:	ARK-ARGWA-3	Project:	GPCC00100
Sample ID:	633099031	Client ID:	GPCC001
Matrix:	WG		
Collect Date:	10-AUG-23 19:15		
Receive Date:	11-AUG-23		
Collector:	Client		

Parameter	Qualifier	Result	DL	RL	Units	PF	DF	Analyst	Date	Time	Batch	Method
Nutrient Analysis												
EPA 353.2 Nitrogen, Nitrate/Nitrite "As Received"												
Nitrogen, Nitrate/Nitrite	U	ND	0.00700	0.0200	mg/L		1	AXH3	08/14/23	0827	2475766	1

The following Analytical Methods were performed:

Method	Description	Analyst Comments
1	EPA 353.2 Low Level	

Notes:

Column headers are defined as follows:

DF: Dilution Factor	Lc/LC: Critical Level
DL: Detection Limit	PF: Prep Factor
MDA: Minimum Detectable Activity	RL: Reporting Limit
MDC: Minimum Detectable Concentration	SQL: Sample Quantitation Limit

GEL LABORATORIES LLC
2040 Savage Road Charleston SC 29407 - (843) 556-8171 - www.gel.com

Certificate of Analysis

Report Date: September 13, 2023

Company :	Georgia Power Company, Southern Company
Address :	241 Ralph McGill Blvd NE, Bin 10160
	Atlanta, Georgia 30308
Contact:	Joju Abraham
Project:	Arkwright CCR Groundwater ComplianceAP3

Client Sample ID:	ARK-AP3-EB-02	Project:	GPCC00100
Sample ID:	633099032	Client ID:	GPCC001
Matrix:	WQ		
Collect Date:	10-AUG-23 19:20		
Receive Date:	11-AUG-23		
Collector:	Client		

Parameter	Qualifier	Result	DL	RL	Units	PF	DF	Analyst	Date	Time	Batch	Method
Nutrient Analysis												
EPA 353.2 Nitrogen, Nitrate/Nitrite "As Received"												
Nitrogen, Nitrate/Nitrite	U	ND	0.00700	0.0200	mg/L		1	AXH3	08/14/23	0829	2475766	1

The following Analytical Methods were performed:

Method	Description	Analyst Comments
1	EPA 353.2 Low Level	

Notes:

Column headers are defined as follows:

DF: Dilution Factor	Lc/LC: Critical Level
DL: Detection Limit	PF: Prep Factor
MDA: Minimum Detectable Activity	RL: Reporting Limit
MDC: Minimum Detectable Concentration	SQL: Sample Quantitation Limit

GEL LABORATORIES LLC
2040 Savage Road Charleston SC 29407 - (843) 556-8171 - www.gel.com

Certificate of Analysis

Report Date: September 13, 2023

Company :	Georgia Power Company, Southern Company
Address :	241 Ralph McGill Blvd NE, Bin 10160
	Atlanta, Georgia 30308
Contact:	Joju Abraham
Project:	Arkwright CCR Groundwater ComplianceAP3

Client Sample ID:	ARK-ARGWC-15	Project:	GPCC00100
Sample ID:	633099033	Client ID:	GPCC001
Matrix:	WG		
Collect Date:	10-AUG-23 19:25		
Receive Date:	11-AUG-23		
Collector:	Client		

Parameter	Qualifier	Result	DL	RL	Units	PF	DF	Analyst	Date	Time	Batch	Method
Nutrient Analysis												
EPA 353.2 Nitrogen, Nitrate/Nitrite "As Received"												
Nitrogen, Nitrate/Nitrite		0.111	0.00700	0.0200	mg/L		1	AXH3	08/14/23	0830	2475766	1

The following Analytical Methods were performed:

Method	Description	Analyst Comments
1	EPA 353.2 Low Level	

Notes:

Column headers are defined as follows:

DF: Dilution Factor	Lc/LC: Critical Level
DL: Detection Limit	PF: Prep Factor
MDA: Minimum Detectable Activity	RL: Reporting Limit
MDC: Minimum Detectable Concentration	SQL: Sample Quantitation Limit

GEL LABORATORIES LLC
2040 Savage Road Charleston SC 29407 - (843) 556-8171 - www.gel.com

Certificate of Analysis

Report Date: September 13, 2023

Company :	Georgia Power Company, Southern Company
Address :	241 Ralph McGill Blvd NE, Bin 10160
	Atlanta, Georgia 30308
Contact:	Joju Abraham
Project:	Arkwright CCR Groundwater ComplianceAP3

Client Sample ID:	ARK-AP3-FB-03	Project:	GPCC00100
Sample ID:	633099034	Client ID:	GPCC001
Matrix:	WQ		
Collect Date:	10-AUG-23 19:16		
Receive Date:	11-AUG-23		
Collector:	Client		

Parameter	Qualifier	Result	DL	RL	Units	PF	DF	Analyst	Date	Time	Batch	Method
Nutrient Analysis												
EPA 353.2 Nitrogen, Nitrate/Nitrite "As Received"												
Nitrogen, Nitrate/Nitrite	U	ND	0.00700	0.0200	mg/L		1	AXH3	08/14/23	0831	2475766	1

The following Analytical Methods were performed:

Method	Description	Analyst Comments
1	EPA 353.2 Low Level	

Notes:

Column headers are defined as follows:

DF: Dilution Factor	Lc/LC: Critical Level
DL: Detection Limit	PF: Prep Factor
MDA: Minimum Detectable Activity	RL: Reporting Limit
MDC: Minimum Detectable Concentration	SQL: Sample Quantitation Limit

GEL LABORATORIES LLC
2040 Savage Road Charleston SC 29407 - (843) 556-8171 - www.gel.com

Certificate of Analysis

Report Date: September 13, 2023

Company :	Georgia Power Company, Southern Company
Address :	241 Ralph McGill Blvd NE, Bin 10160
	Atlanta, Georgia 30308
Contact:	Joju Abraham
Project:	Arkwright CCR Groundwater ComplianceAP3

Client Sample ID:	ARK-ARGWC-9	Project:	GPCC00100
Sample ID:	633099035	Client ID:	GPCC001
Matrix:	WG		
Collect Date:	10-AUG-23 19:49		
Receive Date:	11-AUG-23		
Collector:	Client		

Parameter	Qualifier	Result	DL	RL	Units	PF	DF	Analyst	Date	Time	Batch	Method
Nutrient Analysis												
EPA 353.2 Nitrogen, Nitrate/Nitrite "As Received"												
Nitrogen, Nitrate/Nitrite		0.781	0.00700	0.0200	mg/L		1	AXH3	08/14/23	0832	2475766	1

The following Analytical Methods were performed:

Method	Description	Analyst Comments
1	EPA 353.2 Low Level	

Notes:

Column headers are defined as follows:

DF: Dilution Factor	Lc/LC: Critical Level
DL: Detection Limit	PF: Prep Factor
MDA: Minimum Detectable Activity	RL: Reporting Limit
MDC: Minimum Detectable Concentration	SQL: Sample Quantitation Limit

GEL LABORATORIES LLC
2040 Savage Road Charleston SC 29407 - (843) 556-8171 - www.gel.com

Certificate of Analysis

Report Date: September 13, 2023

Company :	Georgia Power Company, Southern Company
Address :	241 Ralph McGill Blvd NE, Bin 10160
	Atlanta, Georgia 30308
Contact:	Joju Abraham
Project:	Arkwright CCR Groundwater ComplianceAP3

Client Sample ID:	ARK-ARGWC-8	Project:	GPCC00100
Sample ID:	633099036	Client ID:	GPCC001
Matrix:	WG		
Collect Date:	10-AUG-23 20:04		
Receive Date:	11-AUG-23		
Collector:	Client		

Parameter	Qualifier	Result	DL	RL	Units	PF	DF	Analyst	Date	Time	Batch	Method
Nutrient Analysis												
EPA 353.2 Nitrogen, Nitrate/Nitrite "As Received"												
Nitrogen, Nitrate/Nitrite	U	ND	0.00700	0.0200	mg/L		1	AXH3	08/14/23	0833	2475766	1

The following Analytical Methods were performed:

Method	Description	Analyst Comments
1	EPA 353.2 Low Level	

Notes:

Column headers are defined as follows:

DF: Dilution Factor	Lc/LC: Critical Level
DL: Detection Limit	PF: Prep Factor
MDA: Minimum Detectable Activity	RL: Reporting Limit
MDC: Minimum Detectable Concentration	SQL: Sample Quantitation Limit

GEL LABORATORIES LLC
2040 Savage Road Charleston SC 29407 - (843) 556-8171 - www.gel.com

Certificate of Analysis

Report Date: September 13, 2023

Company :	Georgia Power Company, Southern Company
Address :	241 Ralph McGill Blvd NE, Bin 10160
	Atlanta, Georgia 30308
Contact:	Joju Abraham
Project:	Arkwright CCR Groundwater ComplianceAP3

Client Sample ID:	ARK-AP3-EB-03	Project:	GPCC00100
Sample ID:	633099037	Client ID:	GPCC001
Matrix:	WQ		
Collect Date:	10-AUG-23 19:18		
Receive Date:	11-AUG-23		
Collector:	Client		

Parameter	Qualifier	Result	DL	RL	Units	PF	DF	Analyst	Date	Time	Batch	Method
Nutrient Analysis												
EPA 353.2 Nitrogen, Nitrate/Nitrite "As Received"												
Nitrogen, Nitrate/Nitrite	U	ND	0.00700	0.0200	mg/L		1	AXH3	08/14/23	0835	2475766	1

The following Analytical Methods were performed:

Method	Description	Analyst Comments
1	EPA 353.2 Low Level	

Notes:

Column headers are defined as follows:

DF: Dilution Factor	Lc/LC: Critical Level
DL: Detection Limit	PF: Prep Factor
MDA: Minimum Detectable Activity	RL: Reporting Limit
MDC: Minimum Detectable Concentration	SQL: Sample Quantitation Limit

GEL LABORATORIES LLC
2040 Savage Road Charleston SC 29407 - (843) 556-8171 - www.gel.com

Certificate of Analysis

Report Date: September 13, 2023

Company :	Georgia Power Company, Southern Company
Address :	241 Ralph McGill Blvd NE, Bin 10160
	Atlanta, Georgia 30308
Contact:	Joju Abraham
Project:	Arkwright CCR Groundwater ComplianceAP3

Client Sample ID:	ARK-ARGWC-18	Project:	GPCC00100
Sample ID:	633099038	Client ID:	GPCC001
Matrix:	WG		
Collect Date:	10-AUG-23 20:00		
Receive Date:	11-AUG-23		
Collector:	Client		

Parameter	Qualifier	Result	DL	RL	Units	PF	DF	Analyst	Date	Time	Batch	Method
Nutrient Analysis												
EPA 353.2 Nitrogen, Nitrate/Nitrite "As Received"												
Nitrogen, Nitrate/Nitrite	U	ND	0.00700	0.0200	mg/L		1	AXH3	08/14/23	0836	2475766	1

The following Analytical Methods were performed:

Method	Description	Analyst Comments
1	EPA 353.2 Low Level	

Notes:

Column headers are defined as follows:

DF: Dilution Factor	Lc/LC: Critical Level
DL: Detection Limit	PF: Prep Factor
MDA: Minimum Detectable Activity	RL: Reporting Limit
MDC: Minimum Detectable Concentration	SQL: Sample Quantitation Limit

GEL LABORATORIES LLC
2040 Savage Road Charleston SC 29407 - (843) 556-8171 - www.gel.com

Certificate of Analysis

Report Date: September 13, 2023

Company :	Georgia Power Company, Southern Company
Address :	241 Ralph McGill Blvd NE, Bin 10160
	Atlanta, Georgia 30308
Contact:	Joju Abraham
Project:	Arkwright CCR Groundwater ComplianceAP3

Client Sample ID:	ARK-ARGWC-7	Project:	GPCC00100
Sample ID:	633099039	Client ID:	GPCC001
Matrix:	WG		
Collect Date:	10-AUG-23 20:05		
Receive Date:	11-AUG-23		
Collector:	Client		

Parameter	Qualifier	Result	DL	RL	Units	PF	DF	Analyst	Date	Time	Batch	Method
Nutrient Analysis												
EPA 353.2 Nitrogen, Nitrate/Nitrite "As Received"												
Nitrogen, Nitrate/Nitrite		0.284	0.00700	0.0200	mg/L		1	AXH3	08/14/23	0844	2475766	1

The following Analytical Methods were performed:

Method	Description	Analyst Comments
1	EPA 353.2 Low Level	

Notes:

Column headers are defined as follows:

DF: Dilution Factor	Lc/LC: Critical Level
DL: Detection Limit	PF: Prep Factor
MDA: Minimum Detectable Activity	RL: Reporting Limit
MDC: Minimum Detectable Concentration	SQL: Sample Quantitation Limit

GEL LABORATORIES LLC
2040 Savage Road Charleston SC 29407 - (843) 556-8171 - www.gel.com

Certificate of Analysis

Report Date: September 13, 2023

Company :	Georgia Power Company, Southern Company
Address :	241 Ralph McGill Blvd NE, Bin 10160
	Atlanta, Georgia 30308
Contact:	Joju Abraham
Project:	Arkwright CCR Groundwater ComplianceAP3

Client Sample ID:	ARK-ARGWA-5	Project:	GPCC00100
Sample ID:	633099040	Client ID:	GPCC001
Matrix:	WG		
Collect Date:	10-AUG-23 19:45		
Receive Date:	11-AUG-23		
Collector:	Client		

Parameter	Qualifier	Result	DL	RL	Units	PF	DF	Analyst	Date	Time	Batch	Method
Nutrient Analysis												
EPA 353.2 Nitrogen, Nitrate/Nitrite "As Received"												
Nitrogen, Nitrate/Nitrite		0.484	0.00700	0.0200	mg/L		1	AXH3	08/14/23	0845	2475766	1

The following Analytical Methods were performed:

Method	Description	Analyst Comments
1	EPA 353.2 Low Level	

Notes:

Column headers are defined as follows:

DF: Dilution Factor	Lc/LC: Critical Level
DL: Detection Limit	PF: Prep Factor
MDA: Minimum Detectable Activity	RL: Reporting Limit
MDC: Minimum Detectable Concentration	SQL: Sample Quantitation Limit

GEL LABORATORIES LLC
2040 Savage Road Charleston SC 29407 - (843) 556-8171 - www.gel.com

Certificate of Analysis

Report Date: September 13, 2023

Company :	Georgia Power Company, Southern Company
Address :	241 Ralph McGill Blvd NE, Bin 10160
	Atlanta, Georgia 30308
Contact:	Joju Abraham
Project:	Arkwright CCR Groundwater ComplianceAP3

Client Sample ID:	ARK-ARGWC-16	Project:	GPCC00100
Sample ID:	633099041	Client ID:	GPCC001
Matrix:	WG		
Collect Date:	10-AUG-23 19:55		
Receive Date:	11-AUG-23		
Collector:	Client		

Parameter	Qualifier	Result	DL	RL	Units	PF	DF	Analyst	Date	Time	Batch	Method
Nutrient Analysis												
EPA 353.2 Nitrogen, Nitrate/Nitrite "As Received"												
Nitrogen, Nitrate/Nitrite		0.469	0.00700	0.0200	mg/L		1	AXH3	08/14/23	0846	2475766	1

The following Analytical Methods were performed:

Method	Description	Analyst Comments
1	EPA 353.2 Low Level	

Notes:

Column headers are defined as follows:

DF: Dilution Factor	Lc/LC: Critical Level
DL: Detection Limit	PF: Prep Factor
MDA: Minimum Detectable Activity	RL: Reporting Limit
MDC: Minimum Detectable Concentration	SQL: Sample Quantitation Limit

QC Summary

Report Date: September 13, 2023

Georgia Power Company, Southern Company
241 Ralph McGill Blvd NE, Bin 10160
Atlanta, Georgia

Contact: **Joju Abraham**

Workorder: **633099**

Parmname	NOM	Sample	Qual	QC	Units	RPD%	REC%	Range	Anlst	Date Time
Ion Chromatography										
Batch 2476013										
QC1205487555 633099010 DUP										
Chloride		2.71		2.67	mg/L	1.6		(0%-20%)	LXA2	08/14/23 18:23
Fluoride		0.316		0.311	mg/L	1.59 ^		(+/-0.100)		
Sulfate		0.419		0.438	mg/L	4.43 ^		(+/-0.400)		
QC1205487554 LCS										
Chloride	5.00			4.60	mg/L		91.9	(90%-110%)		08/14/23 19:56
Fluoride	2.50			2.39	mg/L		95.8	(90%-110%)		
Sulfate	10.0			9.45	mg/L		94.5	(90%-110%)		
QC1205487553 MB										
Chloride			U	ND	mg/L					08/14/23 19:25
Fluoride			U	ND	mg/L					
Sulfate			U	ND	mg/L					
QC1205487556 633099010 PS										
Chloride	5.00	2.71		7.62	mg/L		98.3	(90%-110%)		08/14/23 18:54
Fluoride	2.50	0.316		2.64	mg/L		92.8	(90%-110%)		
Sulfate	10.0	0.419		9.69	mg/L		92.7	(90%-110%)		

QC Summary

Workorder: **633099**

Parmname		NOM		Sample	Qual	QC	Units	RPD%		REC%	Range	Anlst	Date Time
Ion Chromatography													
Batch 2476078													
QC1205487644 633099012 DUP													
Chloride				2.88		2.87	mg/L	0.337			(0%-20%)	JLD1	08/14/23 14:25
Fluoride				0.131		0.135	mg/L	3.31	^		(+/-0.100)		
Sulfate				6.91		6.71	mg/L	2.98			(0%-20%)		
QC1205487646 633099021 DUP													
Chloride				5.85		5.73	mg/L	1.96			(0%-20%)		08/14/23 21:20
Fluoride			J	0.0335	U	ND	mg/L	200	^				
Sulfate				328		327	mg/L	0.14			(0%-20%)		08/15/23 12:47
QC1205487643 LCS													
Chloride		5.00				4.72	mg/L			94.4	(90%-110%)		08/14/23 12:50
Fluoride		2.50				2.41	mg/L			96.3	(90%-110%)		
Sulfate		10.0				9.57	mg/L			95.7	(90%-110%)		
QC1205487642 MB													
Chloride					U	ND	mg/L						08/14/23 12:18
Fluoride					U	ND	mg/L						
Sulfate					U	ND	mg/L						
QC1205487645 633099012 PS													
Chloride		5.00		2.88		7.83	mg/L			99	(90%-110%)		08/14/23 14:57
Fluoride		2.50		0.131		2.47	mg/L			93.7	(90%-110%)		

QC Summary

Workorder: **633099**

Parmname	NOM	Sample	Qual	QC	Units	RPD%	REC%	Range	Anlst	Date Time
Ion Chromatography										
Batch 2476078										
Sulfate	10.0	6.91		16.6	mg/L		96.4	(90%-110%)	JLD1	08/14/23 14:57
QC1205487647 633099021 PS										
Chloride	5.00	5.85		10.9	mg/L		101	(90%-110%)		08/14/23 21:52
Fluoride	2.50	0.0335	J	2.35	mg/L		92.5	(90%-110%)		
Sulfate	10.0	13.1		23.2	mg/L		101	(90%-110%)		08/15/23 13:19
Metals Analysis - ICPMS										
Batch 2476254										
QC1205487962 LCS										
Aluminum	2.00			1.93	mg/L		96.3	(80%-120%)	PRB	08/19/23 06:20
Antimony	0.0500			0.0495	mg/L		99	(80%-120%)		
Arsenic	0.0500			0.0498	mg/L		99.7	(80%-120%)		
Barium	0.0500			0.0570	mg/L		114	(80%-120%)		
Beryllium	0.0500			0.0501	mg/L		100	(80%-120%)		
Boron	0.100			0.0956	mg/L		95.6	(80%-120%)		
Cadmium	0.0500			0.0505	mg/L		101	(80%-120%)		
Calcium	2.00			2.15	mg/L		107	(80%-120%)		
Chromium	0.0500			0.0482	mg/L		96.4	(80%-120%)		
Cobalt	0.0500			0.0492	mg/L		98.4	(80%-120%)		

QC Summary

Workorder: **633099**

Parmname	NOM	Sample	Qual	QC	Units	RPD%	REC%	Range	Anlst	Date Time
Metals Analysis - ICPMS										
Batch 2476254										
Iron	2.00			1.89	mg/L		94.5	(80%-120%)	PRB	08/19/23 06:20
Lead	0.0500			0.0507	mg/L		101	(80%-120%)		
Lithium	0.0500			0.0471	mg/L		94.3	(80%-120%)		
Magnesium	2.00			1.96	mg/L		97.8	(80%-120%)		
Manganese	0.0500			0.0481	mg/L		96.2	(80%-120%)		
Molybdenum	0.0500			0.0518	mg/L		104	(80%-120%)		
Potassium	2.00			2.05	mg/L		102	(80%-120%)		
Selenium	0.0500			0.0498	mg/L		99.6	(80%-120%)		
Silver	0.0500			0.0515	mg/L		103	(80%-120%)		
Sodium	2.00			1.94	mg/L		97	(80%-120%)		
Thallium	0.0500			0.0494	mg/L		98.8	(80%-120%)		
QC1205487961 MB										
Aluminum			U	ND	mg/L					08/19/23 06:17
Antimony			U	ND	mg/L					
Arsenic			U	ND	mg/L					
Barium			U	ND	mg/L					

QC Summary

Workorder: **633099**

Parmname	NOM	Sample	Qual	QC	Units	RPD%	REC%	Range	Anlst	Date Time
Metals Analysis - ICPMS										
Batch 2476254										
Beryllium			U	ND	mg/L				PRB	08/19/23 06:17
Boron			U	ND	mg/L					
Cadmium			U	ND	mg/L					
Calcium			U	ND	mg/L					
Chromium			U	ND	mg/L					
Cobalt			U	ND	mg/L					
Iron			U	ND	mg/L					
Lead			U	ND	mg/L					
Lithium			U	ND	mg/L					
Magnesium			U	ND	mg/L					
Manganese			U	ND	mg/L					
Molybdenum			U	ND	mg/L					
Potassium			U	ND	mg/L					
Selenium			U	ND	mg/L					
Silver			U	ND	mg/L					

QC Summary

Workorder: **633099**

Parmname	NOM		Sample	Qual	QC	Units	RPD%	REC%	Range	Anlst	Date Time
Metals Analysis - ICPMS											
Batch 2476254											
Sodium				U	ND	mg/L				PRB	08/19/23 06:17
Thallium				U	ND	mg/L					
QC1205487963 633099001 MS											
Aluminum	2.00	U	ND		1.94	mg/L		96.7	(75%-125%)		08/19/23 06:27
Antimony	0.0500	U	ND		0.0502	mg/L		100	(75%-125%)		
Arsenic	0.0500	U	ND		0.0508	mg/L		99.7	(75%-125%)		
Barium	0.0500		0.0390		0.0949	mg/L		112	(75%-125%)		
Beryllium	0.0500	U	ND		0.0516	mg/L		103	(75%-125%)		
Boron	0.100	J	0.0117		0.110	mg/L		98.7	(75%-125%)		
Cadmium	0.0500	U	ND		0.0508	mg/L		102	(75%-125%)		
Calcium	2.00		9.31		11.3	mg/L		N/A	(75%-125%)		
Chromium	0.0500	U	ND		0.0495	mg/L		97.4	(75%-125%)		
Cobalt	0.0500	U	ND		0.0495	mg/L		98.8	(75%-125%)		
Iron	2.00	U	ND		1.91	mg/L		95.3	(75%-125%)		
Lead	0.0500	U	ND		0.0504	mg/L		101	(75%-125%)		
Lithium	0.0500	U	ND		0.0508	mg/L		96.5	(75%-125%)		

QC Summary

Workorder: **633099**

Parmname	NOM		Sample	Qual	QC	Units	RPD%	REC%	Range	Anlst	Date Time
Metals Analysis - ICPMS											
Batch 2476254											
Magnesium	2.00		5.56		7.44	mg/L		94	(75%-125%)	PRB	08/19/23 06:27
Manganese	0.0500	J	0.00106		0.0510	mg/L		99.9	(75%-125%)		
Molybdenum	0.0500	U	ND		0.0531	mg/L		106	(75%-125%)		
Potassium	2.00		0.763		2.81	mg/L		102	(75%-125%)		
Selenium	0.0500	U	ND		0.0492	mg/L		97.7	(75%-125%)		
Silver	0.0500	U	ND		0.0507	mg/L		101	(75%-125%)		
Sodium	2.00		12.2		13.9	mg/L		N/A	(75%-125%)		
Thallium	0.0500	U	ND		0.0500	mg/L		100	(75%-125%)		
QC1205487964 633099001 MSD											
Aluminum	2.00	U	ND		1.95	mg/L	0.481	97.1	(0%-20%)		08/19/23 06:31
Antimony	0.0500	U	ND		0.0500	mg/L	0.395	99.8	(0%-20%)		
Arsenic	0.0500	U	ND		0.0507	mg/L	0.124	99.6	(0%-20%)		
Barium	0.0500		0.0390		0.0945	mg/L	0.45	111	(0%-20%)		
Beryllium	0.0500	U	ND		0.0519	mg/L	0.587	104	(0%-20%)		
Boron	0.100	J	0.0117		0.113	mg/L	2.12	101	(0%-20%)		
Cadmium	0.0500	U	ND		0.0513	mg/L	1.03	103	(0%-20%)		

QC Summary

Workorder: **633099**

Parmname	NOM		Sample	Qual	QC	Units	RPD%	REC%	Range	Anlst	Date Time
Metals Analysis - ICPMS											
Batch 2476254											
Calcium	2.00		9.31		11.4	mg/L	0.631	N/A	(0%-20%)	PRB	08/19/23 06:31
Chromium	0.0500	U	ND		0.0499	mg/L	0.839	98.2	(0%-20%)		
Cobalt	0.0500	U	ND		0.0490	mg/L	0.851	98	(0%-20%)		
Iron	2.00	U	ND		1.92	mg/L	0.508	95.8	(0%-20%)		
Lead	0.0500	U	ND		0.0509	mg/L	1.06	102	(0%-20%)		
Lithium	0.0500	U	ND		0.0507	mg/L	0.0473	96.5	(0%-20%)		
Magnesium	2.00		5.56		7.50	mg/L	0.8	97	(0%-20%)		
Manganese	0.0500	J	0.00106		0.0505	mg/L	0.929	99	(0%-20%)		
Molybdenum	0.0500	U	ND		0.0530	mg/L	0.166	106	(0%-20%)		
Potassium	2.00		0.763		2.80	mg/L	0.292	102	(0%-20%)		
Selenium	0.0500	U	ND		0.0497	mg/L	1.02	98.7	(0%-20%)		
Silver	0.0500	U	ND		0.0521	mg/L	2.87	104	(0%-20%)		
Sodium	2.00		12.2		14.0	mg/L	1.01	N/A	(0%-20%)		
Thallium	0.0500	U	ND		0.0502	mg/L	0.425	100	(0%-20%)		
QC1205487965 633099001 SDILT											
Aluminum		U	ND	U	ND	ug/L	N/A		(0%-20%)		08/19/23 06:38

QC Summary

Workorder: **633099**

Parmname	NOM	Sample	Qual	QC	Units	RPD%	REC%	Range	Anlst	Date Time
Metals Analysis - ICPMS										
Batch 2476254										
Antimony	U	ND	U	ND	ug/L	N/A		(0%-20%)	PRB	08/19/23 06:38
Arsenic	U	ND	U	ND	ug/L	N/A		(0%-20%)		
Barium		39.0		7.74	ug/L	.907		(0%-20%)		
Beryllium	U	ND	U	ND	ug/L	N/A		(0%-20%)		
Boron	J	11.7	U	ND	ug/L	N/A		(0%-20%)		
Cadmium	U	ND	U	ND	ug/L	N/A		(0%-20%)		
Calcium		9310		1910	ug/L	2.5		(0%-20%)		
Chromium	U	ND	U	ND	ug/L	N/A		(0%-20%)		
Cobalt	U	ND	U	ND	ug/L	N/A		(0%-20%)		
Iron	U	ND	U	ND	ug/L	N/A		(0%-20%)		
Lead	U	ND	U	ND	ug/L	N/A		(0%-20%)		
Lithium	U	ND	U	ND	ug/L	N/A		(0%-20%)		
Magnesium		5560		1130	ug/L	1.72		(0%-20%)		
Manganese	J	1.06	U	ND	ug/L	N/A		(0%-20%)		
Molybdenum	U	ND	U	ND	ug/L	N/A		(0%-20%)		

QC Summary

Workorder: **633099**

Parmname	NOM	Sample	Qual	QC	Units	RPD%	REC%	Range	Anlst	Date Time
Metals Analysis - ICPMS										
Batch 2476254										
Potassium		763	J	155	ug/L	1.76		(0%-20%)	PRB	08/19/23 06:38
Selenium	U	ND	U	ND	ug/L	N/A		(0%-20%)		
Silver	U	ND	U	ND	ug/L	N/A		(0%-20%)		
Sodium		12200		2430	ug/L	.00388		(0%-20%)		
Thallium	U	ND	U	ND	ug/L	N/A		(0%-20%)		
Batch 2476257										
QC1205487970 LCS										
Aluminum	2.00			2.04	mg/L		102	(80%-120%)	PRB	08/24/23 22:43
Antimony	0.0500			0.0495	mg/L		99	(80%-120%)		
Arsenic	0.0500			0.0504	mg/L		101	(80%-120%)		
Barium	0.0500			0.0532	mg/L		106	(80%-120%)		
Beryllium	0.0500			0.0563	mg/L		113	(80%-120%)		
Boron	0.100			0.111	mg/L		111	(80%-120%)		
Cadmium	0.0500			0.0503	mg/L		101	(80%-120%)		
Calcium	2.00			2.13	mg/L		107	(80%-120%)		
Chromium	0.0500			0.0488	mg/L		97.5	(80%-120%)		
Cobalt	0.0500			0.0492	mg/L		98.5	(80%-120%)		

QC Summary

Workorder: **633099**

Parmname	NOM	Sample	Qual	QC	Units	RPD%	REC%	Range	Anlst	Date Time
Metals Analysis - ICPMS										
Batch 2476257										
Iron	2.00			1.95	mg/L		97.4	(80%-120%)	PRB	08/24/23 22:43
Lead	0.0500			0.0496	mg/L		99.1	(80%-120%)		
Lithium	0.0500			0.0514	mg/L		103	(80%-120%)		
Magnesium	2.00			2.12	mg/L		106	(80%-120%)		
Manganese	0.0500			0.0492	mg/L		98.3	(80%-120%)		
Molybdenum	0.0500			0.0519	mg/L		104	(80%-120%)		
Potassium	2.00			2.09	mg/L		104	(80%-120%)		
Selenium	0.0500			0.0478	mg/L		95.7	(80%-120%)		
Silver	0.0500			0.0513	mg/L		103	(80%-120%)		
Sodium	2.00			2.13	mg/L		106	(80%-120%)		
Thallium	0.0500			0.0492	mg/L		98.4	(80%-120%)		
QC1205487969 MB										
Aluminum			U	ND	mg/L					08/24/23 22:39
Antimony			U	ND	mg/L					
Arsenic			U	ND	mg/L					
Barium			U	ND	mg/L					

QC Summary

Workorder: **633099**

Parmname	NOM	Sample	Qual	QC	Units	RPD%	REC%	Range	Anlst	Date	Time
Metals Analysis - ICPMS											
Batch 2476257											
Beryllium			U	ND	mg/L				PRB	08/24/23	22:39
Boron			U	ND	mg/L						
Cadmium			U	ND	mg/L						
Calcium			U	ND	mg/L						
Chromium			U	ND	mg/L						
Cobalt			U	ND	mg/L						
Iron			U	ND	mg/L						
Lead			U	ND	mg/L						
Lithium			U	ND	mg/L						
Magnesium			U	ND	mg/L						
Manganese			U	ND	mg/L						
Molybdenum			U	ND	mg/L						
Potassium			U	ND	mg/L						
Selenium			U	ND	mg/L						
Silver			U	ND	mg/L						

QC Summary

Workorder: **633099**

Parmname	NOM		Sample	Qual	QC	Units	RPD%	REC%	Range	Anlst	Date Time
Metals Analysis - ICPMS											
Batch 2476257											
Sodium				U	ND	mg/L				PRB	08/24/23 22:39
Thallium				U	ND	mg/L					
QC1205487971 633099012 MS											
Aluminum	2.00		2.16		5.65	mg/L		175*	(75%-125%)		08/24/23 22:53
Antimony	0.0500	U	ND		0.0499	mg/L		99.8	(75%-125%)		
Arsenic	0.0500	J	0.00240		0.0524	mg/L		99.9	(75%-125%)		
Barium	0.0500		0.0370		0.0919	mg/L		110	(75%-125%)		
Beryllium	0.0500	U	ND		0.0578	mg/L		115	(75%-125%)		
Boron	0.100	J	0.00806		0.121	mg/L		113	(75%-125%)		
Cadmium	0.0500	U	ND		0.0525	mg/L		105	(75%-125%)		
Calcium	2.00		30.9		32.7	mg/L		N/A	(75%-125%)		
Chromium	0.0500	U	ND		0.0522	mg/L		101	(75%-125%)		
Cobalt	0.0500		0.00439		0.0537	mg/L		98.7	(75%-125%)		
Iron	2.00		2.56		4.58	mg/L		101	(75%-125%)		
Lead	0.0500	J	0.000841		0.0517	mg/L		102	(75%-125%)		
Lithium	0.0500	U	ND		0.0565	mg/L		107	(75%-125%)		

QC Summary

Workorder: **633099**

Parmname	NOM		Sample	Qual	QC	Units	RPD%	REC%	Range	Anlst	Date Time
Metals Analysis - ICPMS											
Batch 2476257											
Magnesium	2.00		10.0		12.0	mg/L		N/A	(75%-125%)	PRB	08/24/23 22:53
Manganese	0.0500		0.121		0.168	mg/L		95.3	(75%-125%)		
Molybdenum	0.0500		0.00212		0.0564	mg/L		108	(75%-125%)		
Potassium	2.00		6.90		8.95	mg/L		102	(75%-125%)		
Selenium	0.0500	U	ND		0.0497	mg/L		98.5	(75%-125%)		
Silver	0.0500	U	ND		0.0529	mg/L		106	(75%-125%)		
Sodium	2.00		9.22		11.3	mg/L		N/A	(75%-125%)		
Thallium	0.0500	U	ND		0.0501	mg/L		100	(75%-125%)		
QC1205487972 633099012 MSD											
Aluminum	2.00		2.16		5.72	mg/L	1.13	178*	(0%-20%)		08/24/23 22:57
Antimony	0.0500	U	ND		0.0503	mg/L	0.639	100	(0%-20%)		
Arsenic	0.0500	J	0.00240		0.0537	mg/L	2.6	103	(0%-20%)		
Barium	0.0500		0.0370		0.0924	mg/L	0.624	111	(0%-20%)		
Beryllium	0.0500	U	ND		0.0579	mg/L	0.218	116	(0%-20%)		
Boron	0.100	J	0.00806		0.125	mg/L	2.87	117	(0%-20%)		
Cadmium	0.0500	U	ND		0.0513	mg/L	2.3	103	(0%-20%)		

QC Summary

Workorder: **633099**

Parmname	NOM		Sample	Qual	QC	Units	RPD%	REC%	Range	Anlst	Date Time
Metals Analysis - ICPMS											
Batch 2476257											
Calcium	2.00		30.9		33.6	mg/L	2.58	N/A	(0%-20%)	PRB	08/24/23 22:57
Chromium	0.0500	U	ND		0.0513	mg/L	1.63	99.1	(0%-20%)		
Cobalt	0.0500		0.00439		0.0542	mg/L	0.795	99.5	(0%-20%)		
Iron	2.00		2.56		4.67	mg/L	2.01	106	(0%-20%)		
Lead	0.0500	J	0.000841		0.0509	mg/L	1.5	100	(0%-20%)		
Lithium	0.0500	U	ND		0.0564	mg/L	0.239	107	(0%-20%)		
Magnesium	2.00		10.0		12.1	mg/L	1.4	N/A	(0%-20%)		
Manganese	0.0500		0.121		0.171	mg/L	1.5	100	(0%-20%)		
Molybdenum	0.0500		0.00212		0.0557	mg/L	1.27	107	(0%-20%)		
Potassium	2.00		6.90		9.01	mg/L	0.717	106	(0%-20%)		
Selenium	0.0500	U	ND		0.0501	mg/L	0.798	99.3	(0%-20%)		
Silver	0.0500	U	ND		0.0520	mg/L	1.61	104	(0%-20%)		
Sodium	2.00		9.22		11.3	mg/L	0.26	N/A	(0%-20%)		
Thallium	0.0500	U	ND		0.0497	mg/L	0.804	99.3	(0%-20%)		
QC1205499195 633099012 PS											
Aluminum	2000		2160		4300	ug/L		107	(75%-125%)		08/24/23 23:01

QC Summary

Workorder: **633099**

Parmname	NOM	Sample	Qual	QC	Units	RPD%	REC%	Range	Anlst	Date Time
Metals Analysis - ICPMS										
Batch 2476257										
QC1205487973 633099012 SDILT										
Aluminum		2160		432	ug/L	.0329		(0%-20%)	PRB	08/24/23 23:04
Antimony	U	ND	U	ND	ug/L	N/A		(0%-20%)		
Arsenic	J	2.40	U	ND	ug/L	N/A		(0%-20%)		
Barium		37.0		7.18	ug/L	3		(0%-20%)		
Beryllium	U	ND	U	ND	ug/L	N/A		(0%-20%)		
Boron	J	8.06	U	ND	ug/L	N/A		(0%-20%)		
Cadmium	U	ND	U	ND	ug/L	N/A		(0%-20%)		
Calcium		30900		6360	ug/L	2.71		(0%-20%)		
Chromium	U	ND	U	ND	ug/L	N/A		(0%-20%)		
Cobalt		4.39	J	0.881	ug/L	.365		(0%-20%)		
Iron		2560		530	ug/L	3.77		(0%-20%)		
Lead	J	0.841	U	ND	ug/L	N/A		(0%-20%)		
Lithium	U	ND	U	ND	ug/L	N/A		(0%-20%)		
Magnesium		10000		2010	ug/L	.693		(0%-20%)		
Manganese		121		24.7	ug/L	2.49		(0%-20%)		

QC Summary

Workorder: **633099**

Parmname	NOM	Sample	Qual	QC	Units	RPD%	REC%	Range	Anlst	Date Time
Metals Analysis - ICPMS										
Batch 2476257										
Molybdenum		2.12	J	0.451	ug/L	6.32		(0%-20%)	PRB	08/24/23 23:04
Potassium		6900		1390	ug/L	.807		(0%-20%)		
Selenium	U	ND	U	ND	ug/L	N/A		(0%-20%)		
Silver	U	ND	U	ND	ug/L	N/A		(0%-20%)		
Sodium		9220		1840	ug/L	.432		(0%-20%)		
Thallium	U	ND	U	ND	ug/L	N/A		(0%-20%)		
Metals Analysis-Mercury										
Batch 2476472										
QC1205488360 633099001 DUP										
Mercury	U	ND	U	ND	mg/L	N/A			JP2	08/16/23 09:27
QC1205488359 LCS										
Mercury 0.00200				0.00201	mg/L		101	(80%-120%)		08/16/23 09:23
QC1205488358 MB										
Mercury			U	ND	mg/L					08/16/23 09:22
QC1205488361 633099001 MS										
Mercury 0.00200	U	ND		0.00192	mg/L		95.8	(75%-125%)		08/16/23 09:28
QC1205488362 633099001 SDILT										
Mercury	U	ND	U	ND	ug/L	N/A		(0%-10%)		08/16/23 09:30
Batch 2476474										
QC1205488366 633135006 DUP										
Mercury	U	ND	U	ND	mg/L	N/A			JP2	08/16/23 10:45

QC Summary

Workorder: **633099**

Parmname	NOM		Sample	Qual	QC	Units	RPD%	REC%	Range	Anlst	Date Time
Metals Analysis-Mercury											
Batch 2476474											
QC1205488365 LCS											
Mercury	0.00200				0.00199	mg/L		99.4	(80%-120%)	JP2	08/16/23 10:13
QC1205488364 MB											
Mercury				U	ND	mg/L					08/16/23 10:11
QC1205488367 633135006 MS											
Mercury	0.00200	U	ND		0.00162	mg/L		80.8	(75%-125%)		08/16/23 10:46
QC1205488368 633135006 SDILT											
Mercury		U	ND	U	ND	ug/L	N/A		(0%-10%)		08/16/23 10:48
Nutrient Analysis											
Batch 2475766											
QC1205487026 633099022 DUP											
Nitrogen, Nitrate/Nitrite			0.379		0.380	mg/L	0.264		(0%-20%)	AXH3	08/14/23 08:11
QC1205487028 633099038 DUP											
Nitrogen, Nitrate/Nitrite		U	ND	U	ND	mg/L	N/A				08/14/23 08:37
QC1205487025 LCS											
Nitrogen, Nitrate/Nitrite	1.00				1.01	mg/L		101	(90%-110%)		08/14/23 08:04
QC1205487024 MB											
Nitrogen, Nitrate/Nitrite				U	ND	mg/L					08/14/23 08:03
QC1205487027 633099022 PS											
Nitrogen, Nitrate/Nitrite	1.00		0.379		1.34	mg/L		96.1	(90%-110%)		08/14/23 08:12
QC1205487029 633099038 PS											
Nitrogen, Nitrate/Nitrite	1.00	U	ND		0.989	mg/L		98.9	(90%-110%)		08/14/23 08:38

QC Summary

Workorder: **633099**

Parmname	NOM	Sample	Qual	QC	Units	RPD%	REC%	Range	Anlst	Date Time
Solids Analysis										
Batch 2476432										
QC1205488292 633099015 DUP										
Total Dissolved Solids		234		239	mg/L	2.11		(0%-5%)	CH6	08/15/23 13:23
QC1205488290 LCS										
Total Dissolved Solids	300			301	mg/L		100	(95%-105%)		08/15/23 13:23
QC1205488289 MB										
Total Dissolved Solids			U	ND	mg/L					08/15/23 13:23
Batch 2477178										
QC1205489456 633379008 DUP										
Total Dissolved Solids		237		237	mg/L	0		(0%-5%)	CH6	08/16/23 15:58
QC1205489454 LCS										
Total Dissolved Solids	300			301	mg/L		100	(95%-105%)		08/16/23 15:58
QC1205489453 MB										
Total Dissolved Solids			U	ND	mg/L					08/16/23 15:58
Titration and Ion Analysis										
Batch 2476209										
QC1205487866 633099001 DUP										
Alkalinity, Total as CaCO3		52.6		52.7	mg/L	0.19		(0%-20%)	JW2	08/14/23 15:56
Bicarbonate alkalinity (CaCO3)		52.6		52.7	mg/L	0.19		(0%-20%)		
Carbonate alkalinity (CaCO3)	U	ND	U	ND	mg/L	N/A				
QC1205487868 633099016 DUP										
Alkalinity, Total as CaCO3		259		259	mg/L	0.154		(0%-20%)		08/14/23 16:35
Bicarbonate alkalinity (CaCO3)		259		259	mg/L	0.154		(0%-20%)		
Carbonate alkalinity (CaCO3)	U	ND	U	ND	mg/L	N/A				

QC Summary

Workorder: **633099**

Parmname	NOM	Sample	Qual	QC	Units	RPD%	REC%	Range	Anlst	Date Time
Titration and Ion Analysis										
Batch 2476209										
QC1205487865 LCS										
Alkalinity, Total as CaCO3	50.0			50.6	mg/L		101	(90%-110%)	JW2	08/14/23 15:48
QC1205487867 633099001 MS										
Alkalinity, Total as CaCO3	50.0	52.6		104	mg/L		103	(80%-120%)		08/14/23 15:57
QC1205487869 633099016 MS										
Alkalinity, Total as CaCO3	50.0	259		311	mg/L		N/A	(80%-120%)		08/14/23 16:38

Notes:

The Qualifiers in this report are defined as follows:

U	Analyte was analyzed for, but not detected above the MDL, MDA, MDC or LOD.
J	Value is estimated
X	Consult Case Narrative, Data Summary package, or Project Manager concerning this qualifier
N	Metals--The Matrix spike sample recovery is not within specified control limits
H	Analytical holding time was exceeded
<	Result is less than value reported
>	Result is greater than value reported
h	Preparation or preservation holding time was exceeded
R	Sample results are rejected
Z	Paint Filter Test--Particulates passed through the filter, however no free liquids were observed.
d	5-day BOD--The 2:1 depletion requirement was not met for this sample
^	RPD of sample and duplicate evaluated using +/-RL. Concentrations are <5X the RL. Qualifier Not Applicable for Radiochemistry.
N/A	RPD or %Recovery limits do not apply.
ND	Analyte concentration is not detected above the detection limit
E	%difference of sample and SD is >10%. Sample concentration must meet flagging criteria
NJ	Consult Case Narrative, Data Summary package, or Project Manager concerning this qualifier
E	General Chemistry--Concentration of the target analyte exceeds the instrument calibration range
Q	One or more quality control criteria have not been met. Refer to the applicable narrative or DER.
FB	Mercury was found present at quantifiable concentrations in field blanks received with these samples. Data associated with the blank are deemed invalid for reporting to regulatory agencies
N1	See case narrative
Y	Other specific qualifiers were required to properly define the results. Consult case narrative.
R	Per section 9.3.4.1 of Method 1664 Revision B, due to matrix spike recovery issues, this result may not be reported or used for regulatory compliance purposes.

QC Summary

Workorder: **633099**

Parmname	NOM	Sample	Qual	QC	Units	RPD%	REC%	Range	Anlst	Date	Time

B The target analyte was detected in the associated blank.

e 5-day BOD--Test replicates show more than 30% difference between high and low values. The data is qualified per the method and can be used for reporting purposes

J See case narrative for an explanation

N/A indicates that spike recovery limits do not apply when sample concentration exceeds spike conc. by a factor of 4 or more or %RPD not applicable.
^ The Relative Percent Difference (RPD) obtained from the sample duplicate (DUP) is evaluated against the acceptance criteria when the sample is greater than five times (5X) the contract required detection limit (RL). In cases where either the sample or duplicate value is less than 5X the RL, a control limit of +/- the RL is used to evaluate the DUP result.
* Indicates that a Quality Control parameter was not within specifications.
For PS, PSD, and SDILT results, the values listed are the measured amounts, not final concentrations.

Where the analytical method has been performed under NELAP certification, the analysis has met all of the requirements of the NELAC standard unless qualified on the QC Summary.

Technical Case Narrative
Georgia Power Company
SDG #: 633099

Metals

Product: **Determination of Metals by ICP-MS**
Analytical Method: SW846 3005A/6020B
Analytical Procedure: GL-MA-E-014 REV# 36
Analytical Batch: 2476254

Preparation Method: SW846 3005A
Preparation Procedure: GL-MA-E-006 REV# 14
Preparation Batch: 2476251

The following samples were analyzed using the above methods and analytical procedure(s).

GEL Sample ID#	Client Sample Identification
633099001	ARK-ARGWA-24
633099002	ARK-AP3-FB-02
633099003	ARK-ARAMW-4
633099004	ARK-ARGWA-12
633099005	ARK-ARGWC-17
633099006	ARK-AP3-FD-02
633099007	ARK-ARGWC-10
633099008	ARK-AP3-FD-03
633099009	ARK-ARGWA-13
633099010	ARK-ARGWA-3
1205487961	Method Blank (MB)**ICP-MS**
1205487962	Laboratory Control Sample (LCS)
1205487965	633099001(ARK-ARGWA-24L) Serial Dilution (SD)
1205487963	633099001(ARK-ARGWA-24S) Matrix Spike (MS)
1205487964	633099001(ARK-ARGWA-24SD) Matrix Spike Duplicate (MSD)

The samples in this SDG were analyzed on an "as received" basis.

Data Summary:

All sample data provided in this report met the acceptance criteria specified in the analytical methods and procedures for initial calibration, continuing calibration, instrument controls and process controls where applicable, with the following exceptions.

Calibration Information

CRDL/PQL Requirements
The CRDL standard recoveries for SW846 6020B met the advisory control limits with the exception of calcium and magnesium. Client sample concentrations were less than the MDL or greater than two times the CRDL; therefore the data were not adversely affected.

ICSA/ICSAB Statement
For the ICP-MS analysis, the ICSA solution contains analyte concentrations which are verified trace impurities indigenous to the purchased standard.

Technical Information

Sample Dilutions
Dilutions may be required for many reasons, including to minimize matrix interferences or to bring over range target analyte concentrations into the linear calibration range. Samples 633099003 (ARK-ARAMW-4), 633099005 (ARK-ARGWC-17) and 633099009 (ARK-ARGWA-13) were diluted to ensure that the analyte concentrations were within the linear calibration range of the instrument.

Analyte	633099		
	003	**005**	**009**
Boron	10X	1X	10X
Calcium	10X	1X	10X
Magnesium	10X	1X	10X
Manganese	1X	10X	1X

Product: **Determination of Metals by ICP-MS**
Analytical Method: SW846 3005A/6020B
Analytical Procedure: GL-MA-E-014 REV# 36
Analytical Batch: 2476257

Preparation Method: SW846 3005A
Preparation Procedure: GL-MA-E-006 REV# 14
Preparation Batch: 2476255

The following samples were analyzed using the above methods and analytical procedure(s).

GEL Sample ID#	Client Sample Identification
633099011	ARK-AP3-EB-02
633099012	ARK-ARGWC-15
633099013	ARK-AP3-FB-03
633099014	ARK-ARGWC-9
633099015	ARK-ARGWC-8
633099016	ARK-ARGWA-14
633099017	ARK-AP3-EB-03
633099018	ARK-ARGWC-18
633099019	ARK-ARGWC-7
633099020	ARK-ARGWA-5
633099021	ARK-ARGWC-16
1205487969	Method Blank (MB)**ICP-MS**
1205487970	Laboratory Control Sample (LCS)
1205487973	633099012(ARK-ARGWC-15L) Serial Dilution (SD)
1205487971	633099012(ARK-ARGWC-15S) Matrix Spike (MS)
1205487972	633099012(ARK-ARGWC-15SD) Matrix Spike Duplicate (MSD)
1205499195	633099012(ARK-ARGWC-15PS) Post Spike (PS)

The samples in this SDG were analyzed on an "as received" basis.

Data Summary:

All sample data provided in this report met the acceptance criteria specified in the analytical methods and

procedures for initial calibration, continuing calibration, instrument controls and process controls where applicable, with the following exceptions.

Calibration Information

CRDL/PQL Requirements
The CRDL standard recoveries for SW846 6020B met the advisory control limits with the exception of calcium. Client sample concentrations were less than the MDL or greater than two times the CRDL; therefore the data were not adversely affected. 633099011 (ARK-AP3-EB-02), 633099012 (ARK-ARGWC-15), 633099013 (ARK-AP3-FB-03), 633099014 (ARK-ARGWC-9), 633099015 (ARK-ARGWC-8), 633099016 (ARK-ARGWA-14), 633099017 (ARK-AP3-EB-03), 633099019 (ARK-ARGWC-7) and 633099020 (ARK-ARGWA-5).

ICSA/ICSAB Statement
For the ICP-MS analysis, the ICSA solution contains analyte concentrations which are verified trace impurities indigenous to the purchased standard.

Quality Control (QC) Information

Matrix Spike (MS/MSD) Recovery Statement
The percent recoveries (%R) obtained from the MS/MSD analyses are evaluated when the sample concentration is less than four times (4X) the spike concentration added. The MS/MSD (See Below) did not meet the recommended quality control acceptance criteria for percent recoveries for the following applicable analytes. The post spike recoveries were within the required control limits. This verifies the absence of a matrix interference in the post-spike digested sample. The recoveries may be attributed to possible sample matrix interference and/or non-homogeneity.

Sample	Analyte	Value
1205487971 (ARK-ARGWC-15MS)	Aluminum	175* (75%-125%)
1205487972 (ARK-ARGWC-15MSD)	Aluminum	178* (75%-125%)

Technical Information

Sample Dilutions
Dilutions may be required for many reasons, including to minimize matrix interferences or to bring over range target analyte concentrations into the linear calibration range. Samples 633099015 (ARK-ARGWC-8), 633099018 (ARK-ARGWC-18) and 633099021 (ARK-ARGWC-16) were diluted to ensure that the analyte concentrations were within the linear calibration range of the instrument.

Analyte	633099		
	015	018	021
Boron	10X	20X	5X
Calcium	1X	20X	5X

Product: **Mercury Analysis Using the Perkin Elmer Automated Mercury Analyzer**
Analytical Method: SW846 7470A
Analytical Procedure: GL-MA-E-010 REV# 39
Analytical Batch: 2476472

Preparation Method: SW846 7470A Prep
Preparation Procedure: GL-MA-E-010 REV# 39
Preparation Batch: 2476471

The following samples were analyzed using the above methods and analytical procedure(s).

GEL Sample ID#	Client Sample Identification
633099001	ARK-ARGWA-24
633099002	ARK-AP3-FB-02
633099003	ARK-ARAMW-4
633099004	ARK-ARGWA-12
633099005	ARK-ARGWC-17
633099006	ARK-AP3-FD-02
633099007	ARK-ARGWC-10
633099008	ARK-AP3-FD-03
633099009	ARK-ARGWA-13
633099010	ARK-ARGWA-3
633099011	ARK-AP3-EB-02
633099012	ARK-ARGWC-15
633099013	ARK-AP3-FB-03
633099014	ARK-ARGWC-9
633099015	ARK-ARGWC-8
633099016	ARK-ARGWA-14
633099017	ARK-AP3-EB-03
633099018	ARK-ARGWC-18
633099019	ARK-ARGWC-7
633099020	ARK-ARGWA-5
1205488358	Method Blank (MB)**CVAA**
1205488359	Laboratory Control Sample (LCS)
1205488362	633099001(ARK-ARGWA-24L) Serial Dilution (SD)
1205488360	633099001(ARK-ARGWA-24D) Sample Duplicate (DUP)
1205488361	633099001(ARK-ARGWA-24S) Matrix Spike (MS)

The samples in this SDG were analyzed on an "as received" basis.

Data Summary:

There are no exceptions, anomalies or deviations from the specified methods. All sample data provided in this report met the acceptance criteria specified in the analytical methods and procedures for initial calibration, continuing calibration, instrument controls and process controls where applicable.

Product: **Mercury Analysis Using the Perkin Elmer Automated Mercury Analyzer**
Analytical Method: SW846 7470A
Analytical Procedure: GL-MA-E-010 REV# 39
Analytical Batch: 2476474

Preparation Method: SW846 7470A Prep
Preparation Procedure: GL-MA-E-010 REV# 39
Preparation Batch: 2476473

The following samples were analyzed using the above methods and analytical procedure(s).

GEL Sample ID#	Client Sample Identification
633099021	ARK-ARGWC-16
1205488364	Method Blank (MB)**CVAA**
1205488365	Laboratory Control Sample (LCS)
1205488368	633135006(NonSDGL) Serial Dilution (SD)
1205488366	633135006(NonSDGD) Sample Duplicate (DUP)
1205488367	633135006(NonSDGS) Matrix Spike (MS)

The samples in this SDG were analyzed on an "as received" basis.

Data Summary:

There are no exceptions, anomalies or deviations from the specified methods. All sample data provided in this report met the acceptance criteria specified in the analytical methods and procedures for initial calibration, continuing calibration, instrument controls and process controls where applicable.

General Chemistry

Product: **Ion Chromatography**
Analytical Method: EPA 300.0
Analytical Procedure: GL-GC-E-086 REV# 32
Analytical Batch: 2476013

The following samples were analyzed using the above methods and analytical procedure(s).

GEL Sample ID#	Client Sample Identification
633099001	ARK-ARGWA-24
633099002	ARK-AP3-FB-02
633099003	ARK-ARAMW-4
633099004	ARK-ARGWA-12
633099005	ARK-ARGWC-17
633099006	ARK-AP3-FD-02
633099007	ARK-ARGWC-10
633099008	ARK-AP3-FD-03
633099009	ARK-ARGWA-13
633099010	ARK-ARGWA-3
1205487553	Method Blank (MB)
1205487554	Laboratory Control Sample (LCS)
1205487555	633099010(ARK-ARGWA-3) Sample Duplicate (DUP)
1205487556	633099010(ARK-ARGWA-3) Post Spike (PS)

The samples in this SDG were analyzed on an "as received" basis.

Data Summary:

All sample data provided in this report met the acceptance criteria specified in the analytical methods and procedures for initial calibration, continuing calibration, instrument controls and process controls where applicable, with the following exceptions.

Technical Information

Sample Dilutions

The following samples 633099003 (ARK-ARAMW-4), 633099004 (ARK-ARGWA-12), 633099005 (ARK-ARGWC-17), 633099006 (ARK-AP3-FD-02) and 633099009 (ARK-ARGWA-13) were diluted because target analyte concentrations exceeded the calibration range. Samples 633099003 (ARK-ARAMW-4) and 633099009 (ARK-ARGWA-13) were diluted to minimize matrix effects on instrument performance. Samples 633099003 (ARK-ARAMW-4), 633099004 (ARK-ARGWA-12), 633099005 (ARK-ARGWC-17) and 633099009 (ARK-ARGWA-13) were diluted based on historical data. Dilutions may be required for many reasons, including to minimize matrix interferences or to bring over range target analyte concentrations into the linear calibration range.

Analyte	633099				
	003	**004**	**005**	**006**	**009**
Chloride	2X	2X	1X	1X	2X
Fluoride	2X	2X	1X	1X	2X
Sulfate	100X	2X	20X	20X	50X

Miscellaneous Information

Manual Integrations
Samples 633099001 (ARK-ARGWA-24), 633099007 (ARK-ARGWC-10) and 633099008 (ARK-AP3-FD-03) were manually integrated to correctly position the baseline as set in the calibration standards.

Product: **Ion Chromatography**
Analytical Method: EPA 300.0
Analytical Procedure: GL-GC-E-086 REV# 32
Analytical Batch: 2476078

The following samples were analyzed using the above methods and analytical procedure(s).

GEL Sample ID#	Client Sample Identification
633099011	ARK-AP3-EB-02
633099012	ARK-ARGWC-15
633099013	ARK-AP3-FB-03
633099014	ARK-ARGWC-9
633099015	ARK-ARGWC-8
633099016	ARK-ARGWA-14
633099017	ARK-AP3-EB-03
633099018	ARK-ARGWC-18
633099019	ARK-ARGWC-7
633099020	ARK-ARGWA-5
633099021	ARK-ARGWC-16
1205487642	Method Blank (MB)
1205487643	Laboratory Control Sample (LCS)
1205487644	633099012(ARK-ARGWC-15) Sample Duplicate (DUP)
1205487645	633099012(ARK-ARGWC-15) Post Spike (PS)
1205487646	633099021(ARK-ARGWC-16) Sample Duplicate (DUP)
1205487647	633099021(ARK-ARGWC-16) Post Spike (PS)

The samples in this SDG were analyzed on an "as received" basis.

Data Summary:

All sample data provided in this report met the acceptance criteria specified in the analytical methods and procedures for initial calibration, continuing calibration, instrument controls and process controls where applicable, with the following exceptions.

Technical Information

Sample Dilutions
The following samples 1205487646 (ARK-ARGWC-16DUP), 1205487647 (ARK-ARGWC-16PS), 633099015 (ARK-ARGWC-8), 633099018 (ARK-ARGWC-18), 633099019 (ARK-ARGWC-7), 633099020 (ARK-ARGWA-5) and 633099021 (ARK-ARGWC-16) were diluted because target analyte concentrations exceeded the calibration range. Dilutions may be required for many reasons, including to minimize matrix interferences or to bring over range target analyte concentrations into the linear calibration range.

Analyte	633099				
	015	**018**	**019**	**020**	**021**
Chloride	1X	1X	1X	5X	1X
Sulfate	5X	25X	5X	1X	25X

Miscellaneous Information

Manual Integrations
Samples 1205487644 (ARK-ARGWC-15DUP), 633099012 (ARK-ARGWC-15), 633099014 (ARK-ARGWC-9), 633099015 (ARK-ARGWC-8), 633099018 (ARK-ARGWC-18), 633099019 (ARK-ARGWC-7), 633099020 (ARK-ARGWA-5) and 633099021 (ARK-ARGWC-16) were manually integrated to correctly position the baseline as set in the calibration standards.

Product: **Nitrate/Nitrite Cad Redux Low Level**
Analytical Method: EPA 353.2 Low Level
Analytical Procedure: GL-GC-E-128 REV# 14
Analytical Batch: 2475766

The following samples were analyzed using the above methods and analytical procedure(s).

GEL Sample ID#	Client Sample Identification
633099022	ARK-ARGWA-24
633099023	ARK-AP3-FB-02
633099024	ARK-ARAMW-4
633099025	ARK-ARGWA-12
633099026	ARK-ARGWC-17
633099027	ARK-AP3-FD-02
633099028	ARK-ARGWC-10
633099029	ARK-AP3-FD-03
633099030	ARK-ARGWA-13
633099031	ARK-ARGWA-3
633099032	ARK-AP3-EB-02
633099033	ARK-ARGWC-15
633099034	ARK-AP3-FB-03
633099035	ARK-ARGWC-9
633099036	ARK-ARGWC-8

633099037	ARK-AP3-EB-03
633099038	ARK-ARGWC-18
633099039	ARK-ARGWC-7
633099040	ARK-ARGWA-5
633099041	ARK-ARGWC-16
1205487024	Method Blank (MB)
1205487025	Laboratory Control Sample (LCS)
1205487026	633099022(ARK-ARGWA-24) Sample Duplicate (DUP)
1205487027	633099022(ARK-ARGWA-24) Post Spike (PS)
1205487028	633099038(ARK-ARGWC-18) Sample Duplicate (DUP)
1205487029	633099038(ARK-ARGWC-18) Post Spike (PS)

The samples in this SDG were analyzed on an "as received" basis.

Data Summary:

There are no exceptions, anomalies or deviations from the specified methods. All sample data provided in this report met the acceptance criteria specified in the analytical methods and procedures for initial calibration, continuing calibration, instrument controls and process controls where applicable.

Product: **Solids, Total Dissolved**
Analytical Method: SM 2540C
Analytical Procedure: GL-GC-E-001 REV# 21
Analytical Batch: 2476432

The following samples were analyzed using the above methods and analytical procedure(s).

GEL Sample ID#	Client Sample Identification
633099001	ARK-ARGWA-24
633099002	ARK-AP3-FB-02
633099003	ARK-ARAMW-4
633099004	ARK-ARGWA-12
633099005	ARK-ARGWC-17
633099006	ARK-AP3-FD-02
633099007	ARK-ARGWC-10
633099008	ARK-AP3-FD-03
633099009	ARK-ARGWA-13
633099010	ARK-ARGWA-3
633099011	ARK-AP3-EB-02
633099012	ARK-ARGWC-15
633099013	ARK-AP3-FB-03
633099014	ARK-ARGWC-9
633099015	ARK-ARGWC-8
633099016	ARK-ARGWA-14
633099017	ARK-AP3-EB-03
633099018	ARK-ARGWC-18
633099019	ARK-ARGWC-7
1205488289	Method Blank (MB)
1205488290	Laboratory Control Sample (LCS)
1205488292	633099015(ARK-ARGWC-8) Sample Duplicate (DUP)

The samples in this SDG were analyzed on an "as received" basis.

Data Summary:

All sample data provided in this report met the acceptance criteria specified in the analytical methods and procedures for initial calibration, continuing calibration, instrument controls and process controls where applicable, with the following exceptions.

Miscellaneous Information

Additional Comments
A TDS meter was used to check the samples for interference prior to analysis. 633099003 (ARK-ARAMW-4) and 633099009 (ARK-ARGWA-13).

Product: **Solids, Total Dissolved**
Analytical Method: SM 2540C
Analytical Procedure: GL-GC-E-001 REV# 21
Analytical Batch: 2477178

The following samples were analyzed using the above methods and analytical procedure(s).

GEL Sample ID#	Client Sample Identification
633099020	ARK-ARGWA-5
633099021	ARK-ARGWC-16
1205489453	Method Blank (MB)
1205489454	Laboratory Control Sample (LCS)
1205489456	633379008(NonSDG) Sample Duplicate (DUP)

The samples in this SDG were analyzed on an "as received" basis.

Data Summary:

There are no exceptions, anomalies or deviations from the specified methods. All sample data provided in this report met the acceptance criteria specified in the analytical methods and procedures for initial calibration, continuing calibration, instrument controls and process controls where applicable.

Product: **Alkalinity**
Analytical Method: SM 2320B
Analytical Procedure: GL-GC-E-033 REV# 15
Analytical Batch: 2476209

The following samples were analyzed using the above methods and analytical procedure(s).

GEL Sample ID#	Client Sample Identification
633099001	ARK-ARGWA-24
633099003	ARK-ARAMW-4
633099004	ARK-ARGWA-12
633099005	ARK-ARGWC-17
633099007	ARK-ARGWC-10
633099009	ARK-ARGWA-13
633099010	ARK-ARGWA-3
633099012	ARK-ARGWC-15
633099014	ARK-ARGWC-9
633099015	ARK-ARGWC-8

633099016	ARK-ARGWA-14
633099018	ARK-ARGWC-18
633099019	ARK-ARGWC-7
633099020	ARK-ARGWA-5
633099021	ARK-ARGWC-16
1205487865	Laboratory Control Sample (LCS)
1205487866	633099001(ARK-ARGWA-24) Sample Duplicate (DUP)
1205487867	633099001(ARK-ARGWA-24) Matrix Spike (MS)
1205487868	633099016(ARK-ARGWA-14) Sample Duplicate (DUP)
1205487869	633099016(ARK-ARGWA-14) Matrix Spike (MS)

The samples in this SDG were analyzed on an "as received" basis.

Data Summary:

There are no exceptions, anomalies or deviations from the specified methods. All sample data provided in this report met the acceptance criteria specified in the analytical methods and procedures for initial calibration, continuing calibration, instrument controls and process controls where applicable.

Certification Statement

Where the analytical method has been performed under NELAP certification, the analysis has met all of the requirements of the NELAC standard unless otherwise noted in the analytical case narrative.

Page: 1 of 5
Project # 175569434
GEL Quote #:
COC Number [1]: 8 Coolers
PO Number:

GEL Laboratories LLC
gel.com
Chemistry | Radiochemistry | Radiobioassay | Specialty Analytics

Chain of Custody and Analytical Request

633099
633107

GEL Work Order Number:

GEL Project Manager: Erin Trent

GEL Laboratories, LLC
2040 Savage Road
Charleston, SC 29407
Phone: (843) 556-8171
Fax: (843) 766-1178

Cooler 1 of 8

Client Name: Georgia Power
Phone # (937-344-6533)

Project/Site Name: Plant Arkwright Ash Pond 3
Fax:

Address: 241 Ralph McGill Blvd SE, Atlanta, GA 30308

Collected By: John Myer, Dylan Quintal, Dylan Ripley, Houston Lynn

Send Results To: jabraham@southernco.com EDD@stantec.com edgar.smith@stantec.com

Sample Analysis Requested [5] (Fill in the number of containers for each test)

Sample ID * For composites - indicate start and stop date/time	*Date Collected (mm-dd-yy)	*Time Collected (Military) (hhmm)	QC Code [2]	Field Filtered [3]	Sample Matrix [4]	Should this sample be considered: Radioactive (If yes, please supply isotopic info.)	Should this sample be considered: (7) Known or possible Hazards	Total number of containers	NI Ag (App. I) (6020B)	NI Metals App. III (6020B)	NI Alkalinity (300.0 R2.1)	TDS (SM Method 2540C)	Anions (Cl, Fl, Sulfate) (300.0 Rev. 2.1 1993)	NI Metals App. IV (6020B)	NI RAD 226-228 Cmbd	NI Fe2+ / Mn2+ (EPA Method 6020B) (Field Filtered)		NI Mercury (7470B)	NI Metals Al, K, Mg, Na, Fe, Mn (6020B)		<-- Preservative Type (6)
																					Comments (task_code: ARK-CCR-ASSMT-2023S1)
ARK-ARGWC-24	08-09-23	0940	N	Y	WG			9	X	X	X	X	X	X	X	X		X	X		See Nitrate/Nitrite COC
ARK-AP3-FB-02	08-09-23	1000	FB	N	WQ			7		X		X	X	X	X			X			for their times
ARK-ARAMW-4	08-09-23	1145	N	Y	WG			9	X	X	X	X	X	X	X	X		X	X		
ARK-ARGWA-12	08-09-23	1430	N	Y	WG			9	X	X	X	X	X	X	X	X		X	X		
ARK-ARGWC-17	08-09-23	1525	N	Y	WG			9	X	X	X	X	X	X	X	X		X	X		
ARK-AP3-FD-02	08-09-23	NA	FD	N	WQ			7		X		X	X	X	X			X			
ARK-ARGWC-10	08-09-23	1650	N	Y	WG			9	X	X	X	X	X	X	X	X		X	X		
ARK-AP3-FD-03	08-09-23	NA	FD	N	WQ			7		X		X	X	X	X			X			
ARK-ARGWA-13	08-09-23	1745	N	Y	WG			9	X	X	X	X	X	X	X	X		X	X		
ARK-ARGWA-3	08-09-23	1815	N	Y	WG			9	X	X	X	X	X	X	X	X		X	X		

Chain of Custody Signatures

	Relinquished By (Signed)	Print Name	Date	Received by (signed)	Print Name	Date
1		John Myer	8/11/23		Anthony Ward	8/11/23
2						8/11/23 VACC
3				3		

TAT Requested: Normal: ____ Rush: ____ Specify: ____ (Subject to Surcharge)

Fax Results: [ ] Yes [X] No

Select Deliverable: [ ] C of A [ ] QC Summary [ ] level 1 [X] Level 2 [ ] Level 3 [ ] Level 4

Additional Remarks:

For Lab Receiving Use Only: *Custody Seal Intact?* [ ] *Yes* [ ] *No* ***Cooler Temp:*** ____ *°C*

> ***For sample shipping and delivery details, see Sample Receipt & Review form (SRR.)***

Sample Collection Time Zone: [X] Eastern [ ] Pacific [ ] Central [ ] Mountain [ ] Other:

1.) Chain of Custody Number = Client Determined

2.) QC Codes: **N** = Normal Sample, **TB** = Trip Blank, **FD** = Field Duplicate, **EB** = Equipment Blank, **MS** = Matrix Spike Sample, **MSD** = Matrix Spike Duplicate Sample, **G** = Grab, **C** = Composite

3.) Field Filtered: For liquid matrices, indicate with a **- Y -** for yes the sample was field filtered or **- N -** for sample was not field filtered.

4.) Matrix Codes: **DW**=Drinking Water, **GW**=Groundwater, **SW**=Surface Water, **WW**=Waste Water, **W**=Water, **ML**=Misc Liquid, **SO**=Soil, **SD**=Sediment, **SL**=Sludge, **SS**=Solid Waste, **O**=Oil, **F**=Filter, **P**=Wipe, **U**=Urine, **F**=Fecal, **N**=Nasal

5.) Sample Analysis Requested: Analytical method requested (i.e. **8260B, 6010B/7470A**) and number of containers provided for each (i.e. *8260B* **- 3**, *6010B/7470A* **- 1**).

6.) Preservative Type: **HA** = Hydrochloric Acid, **NI** = Nitric Acid, **SH** = Sodium Hydroxide, **SA** = Sulfuric Acid, **AA** = Ascorbic Acid, **HX** = Hexane, **ST** = Sodium Thiosulfate, If no preservative is added = leave field blank

7.) **KNOWN OR POSSIBLE HAZARDS**

RCRA Metals
As = Arsenic **Hg**= Mercury
Ba = Barium **Se**= Selenium
Cd = Cadmium **Ag**= Silver
Cr = Chromium **MR**= Misc. RCRA metals
Pb = Lead

Characteristic Hazards
FL = Flammable/Ignitable
CO = Corrosive
RE = Reactive

TSCA Regulated
PCB = Polychlorinated biphenyls

Listed Waste
LW= Listed Waste
(F,K,P and U-listed wastes.)
Waste code(s):

Other
OT= Other / Unknown
(i.e.: High/low pH, asbestos, beryllium, irritants, other misc. health hazards, etc.)
Description:

Please provide any additional details below regarding handling and/or disposal concerns.
(i.e.: Origin of sample(s), type of site collected from, odd matrices, etc.)

Orignially Nitrate by N were originally collected in unpreserved bottles; Later preserved Nitrate/Nitrite bottles were sent and collected from wells on 8/10/2023

Page 99 of 110 SDG: 633099 Rev1

Page: 2 of 5
Project # 175569434
GEL Quote #:
COC Number (1): 8 Coolers
PO Number:

GEL Laboratories LLC
gel.com
Chemistry | Radiochemistry | Radiobioassay | Specialty Analytics

Chain of Custody and Analytical Request

GEL Work Order Number: **GEL Project Manager: Erin Trent**

GEL Laboratories, LLC
2040 Savage Road
Charleston, SC 29407
Phone: (843) 556-8171
Fax: (843) 766-1178

Cooler 1 of 8

Client Name: Georgia Power Phone # (937-344-6533)

Project/Site Name: Plant Arkwright Ash Pond 3 Fax:

Address: 241 Ralph McGill Blvd SE, Atlanta, GA 30308

Collected By: John Myer, Dylan Quintal, Dylan Ripley, Houston Lynn

Send Results To: jabraham@southernco.com EDD@stantec.com edgar.smith@stantec.com

Sample Analysis Requested (5) (Fill in the number of containers for each test)

Sample ID (* For composites - indicate start and stop date/time)	*Date Collected (mm-dd-yy)	*Time Collected (Military) (hhmm)	QC Code (2)	Field Filtered (3)	Sample Matrix (4)	Should this sample be considered: Radioactive (If yes, please supply isotopic info.)	Should this sample be considered: (7) Known or possible Hazards	Total number of containers	NI Ag (App. I) (6020B)	NI Metals App. III (6020B)	NI Alkalinity (300.0 R2.1)	TDS (SM Method 2540C)	Anions (Cl, Fl, Sulfate) (300.0 Rev. 2.1 1993)	NI Metals App. IV (6020B)	NI RAD 226-228 Cmbd	NI Fe2+ / Mn2+ (EPA Method 6020B) (Field Filtered)	Mercury (7470B)	NI Metals Al, K, Mg, Na, Fe, Mn (6020B)	<-- Preservative Type (6)	Comments (task_code: ARK-CCR-ASSMT-2023S1)
ARK-AP3-EB-02	08-09-23	1830	EB	N	WQ			7		X		X	X	X	X		X			See Nitrate/Nitrite COC
ARK-ARGWC-15	08-10-23	0935	N	Y	WG			9	X	X	X	X	X	X	X	X	X	X		for their times
ARK-AP3-FB-03	08-10-23	1000	FB	N	WQ			7		X		X	X	X	X		X			
ARK-ARGWC-9	08-10-23	0935	N	Y	WG			9	X	X	X	X	X	X	X	X	X	X		
ARK-ARGWC-8	08-10-23	1215	N	Y	WG			9	X	X	X	X	X	X	X	X	X	X		
ARK-ARGWA-14	08-10-23	1305	N	Y	WG			7	X	X	X	X	X	X	X		X	X		Well went dry while sampling
ARK-AP3-EB-03	08-10-23	1330	EB	N	WQ			7		X		X	X	X	X		X			
ARK-ARGWC-18	08-10-23	1350	N	Y	WG			9	X	X	X	X	X	X	X	X	X	X		
ARK-ARGWC-7	08-10-23	1430	N	Y	WG			9	X	X	X	X	X	X	X	X	X	X		
ARK-ARGWA-5	08-10-23	1515	N	Y	WG			9	X	X	X	X	X	X	X	X	X	X		

Chain of Custody Signatures

	Relinquished By (Signed)	Print Name	Date	Received by (signed)	Print Name	Date
1	[signature]	Dylan Myer	8/11/23	[signature]	Anthony Ward	8/11/23
2				[signature]		8/11/23
3				3		

TAT Requested: Normal: _____ Rush: _____ Specify: _____ (Subject to Surcharge)

Fax Results: [ ] Yes [X] No

Select Deliverable: [ ] C of A [ ] QC Summary [ ] level 1 [X] Level 2 [ ] Level 3 [ ] Level 4

Additional Remarks:

For Lab Receiving Use Only: *Custody Seal Intact?* [ ] *Yes* [ ] *No* ***Cooler Temp:*** _____ *°C*

> ***For sample shipping and delivery details, see Sample Receipt & Review form (SRR.)***

***Sample Collection Time Zone*:** [X] Eastern [ ] Pacific [ ] Central [ ] Mountain [ ] Other:

1.) Chain of Custody Number = Client Determined

2.) QC Codes: **N** = Normal Sample, **TB** = Trip Blank, **FD** = Field Duplicate, **EB** = Equipment Blank, **MS** = Matrix Spike Sample, **MSD** = Matrix Spike Duplicate Sample, **G** = Grab, **C** = Composite

3.) Field Filtered: For liquid matrices, indicate with a **- Y -** for yes the sample was field filtered or **- N -** for sample was not field filtered.

4.) Matrix Codes: **DW**=Drinking Water, **GW**=Groundwater, **SW**=Surface Water, **WW**=Waste Water, **W**=Water, **ML**=Misc Liquid, **SO**=Soil, **SD**=Sediment, **SL**=Sludge, **SS**=Solid Waste, **O**=Oil, **F**=Filter, **P**=Wipe, **U**=Urine, **F**=Fecal, **N**=Nasal

5.) Sample Analysis Requested: Analytical method requested (i.e. **8260B**, **6010B/7470A)** and number of containers provided for each (i.e. *8260B* - **3**, *6010B/7470A* - **1**).

6.) Preservative Type: **HA** = Hydrochloric Acid, **NI** = Nitric Acid, **SH** = Sodium Hydroxide, **SA** = Sulfuric Acid, **AA** = Ascorbic Acid, **HX** = Hexane, **ST** = Sodium Thiosulfate, If no preservative is added = leave field blank

7.) **KNOWN OR POSSIBLE HAZARDS**

RCRA Metals
As = Arsenic **Hg**= Mercury
Ba = Barium **Se**= Selenium
Cd = Cadmium **Ag**= Silver
Cr = Chromium **MR**= Misc. RCRA metals
Pb = Lead

Characteristic Hazards
FL = Flammable/Ignitable
CO = Corrosive
RE = Reactive

TSCA Regulated
PCB = Polychlorinated biphenyls

Listed Waste
LW= Listed Waste
(F,K,P and U-listed wastes.)
Waste code(s):

Other
OT= Other / Unknown
(i.e.: High/low pH, asbestos, beryllium, irritants, other misc. health hazards, etc.)
Description:

Please provide any additional details below regarding handling and/or disposal concerns.
(i.e.: Origin of sample(s), type of site collected from, odd matrices, etc.)

Orignially Nitrate by N were originally collected in unpreserved bottles; Later preserved Nitrate/Nitrite bottles were sent and collected from wells on 8/10/2023

Page 10 of 10 EG 633099 Rev1

Page: 3 of 5
Project # 175569434
Cost Quote #:
COC Number (1): 8 Coolers
PO Number:

GEL Laboratories LLC
gel.com | Chemistry | Radiochemistry | Radiobioassay | Specialty Analytics

Chain of Custody and Analytical Request

GEL Work Order Number: *GEL Project Manager: Erin Trent*

GEL Laboratories, LLC
2040 Savage Road
Charleston, SC 29407
Phone: (843) 556-8171
Fax: (843) 766-1178

cooler 1 of 8

Client Name: Georgia Power — Phone # (937-344-6533)

Project/Site Name: Plant Arkwright Ash Pond 3 — Fax:

Address: 241 Ralph McGill Blvd SE, Atlanta, GA 30308

Collected By: John Myer, Dylan Quintal, Dylan Ripley, Houston Lynn — Send Results To: jabraham@southernco.com EDD@stantec.com edgar.smith@stantec.com

Sample Analysis Requested (5) (Fill in the number of containers for each test)

Sample ID (* For composites - indicate start and stop date/time)	*Date Collected (mm-dd-yy)	*Time Collected (Military) (hhmm)	QC Code (2)	Field Filtered (3)	Sample Matrix (4)	Should this sample be considered: Radioactive (If yes, please supply isotopic info.)	Should this sample be considered: (7) Known or possible Hazards	Total number of containers	NI Ag (App. I) (6020B)	NI Metals App. III (6020B)	NI Alkalinity (300.0 R2.1)	TDS (SM Method 2540C)	Anions (Cl, Fl, Sulfate) (300.0 Rev. 2.1 1993	NI Metals App. IV (6020B)	NI RAD 226-228 Cmbd	NI Fe2+ / Mn2+ (EPA Method 6020B) (Field Filtered)		NI Mercury (7470B)	NI Metals Al, K, Mg, Na, Fe, Mn (6020B)		<-- Preservative Type (6)
																					Comments (task_code: ARK-CCR-ASSMT-2023S1)
ARK-ARGWC-16	08-10-23	1605	N	Y	WG			9	X	X	X	X	X	X	X	X		X	X		See Nitrate/Nitrite COC
																					for their times

Page 10 of 10 SDG: 633099 Rev1

Chain of Custody Signatures

	Relinquished By (Signed)	Print Name	Date	Received by (signed)	Print Name	Date
1	[signature]	[illegible]	8/11/23	[signature]	Anthony Ward	8/11/23
2				[signature]	[illegible]	8/11/23 1400
3						

TAT Requested: Normal: ____ Rush: ____ Specify: ____ (Subject to Surcharge)

Fax Results: [ ] Yes [X] No

Select Deliverable: [ ] C of A [ ] QC Summary [ ] level 1 [X] Level 2 [ ] Level 3 [ ] Level 4

Additional Remarks:

For Lab Receiving Use Only: *Custody Seal Intact?* [ ] *Yes* [ ] *No* ***Cooler Temp:*** ____ *°C*

> For sample shipping and delivery details, see Sample Receipt & Review form (SRR.)

Sample Collection Time Zone: [X] Eastern [ ] Pacific [ ] Central [ ] Mountain [ ] Other:

1.) Chain of Custody Number = Client Determined

2.) QC Codes: **N** = Normal Sample, **TB** = Trip Blank, **FD** = Field Duplicate, **EB** = Equipment Blank, **MS** = Matrix Spike Sample, **MSD** = Matrix Spike Duplicate Sample, **G** = Grab, **C** = Composite

3.) Field Filtered: For liquid matrices, indicate with a **- Y -** for yes the sample was field filtered or **- N -** for sample was not field filtered.

4.) Matrix Codes: **DW**=Drinking Water, **GW**=Groundwater, **SW**=Surface Water, **WW**=Waste Water, **W**=Water, **ML**=Misc Liquid, **SO**=Soil, **SD**=Sediment, **SL**=Sludge, **SS**=Solid Waste, **O**=Oil, **F**=Filter, **P**=Wipe, **U**=Urine, **F**=Fecal, **N**=Nasal

5.) Sample Analysis Requested: Analytical method requested (i.e. **8260B, 6010B/7470A)** and number of containers provided for each (i.e. *8260B* - **3**, *6010B/7470A* - **1**).

6.) Preservative Type: **HA** = Hydrochloric Acid, **NI** = Nitric Acid, **SH** = Sodium Hydroxide, **SA** = Sulfuric Acid, **AA** = Ascorbic Acid, **HX** = Hexane, **ST** = Sodium Thiosulfate, If no preservative is added = leave field blank

7.) **KNOWN OR POSSIBLE HAZARDS**

RCRA Metals
As = Arsenic **Hg**= Mercury
Ba = Barium **Se**= Selenium
Cd = Cadmium **Ag**= Silver
Cr = Chromium **MR**= Misc. RCRA metals
Pb = Lead

Characteristic Hazards
FL = Flammable/Ignitable
CO = Corrosive
RE = Reactive

TSCA Regulated
PCB = Polychlorinated biphenyls

Listed Waste
LW= Listed Waste
(F,K,P and U-listed wastes.)
Waste code(s):

Other
OT= Other / Unknown
(i.e.: High/low pH, asbestos, beryllium, irritants, other misc. health hazards, etc.)
Description:

Please provide any additional details below regarding handling and/or disposal concerns.
(i.e.: Origin of sample(s), type of site collected from, odd matrices, etc.)

Orignially Nitrate by N were originally collected in unpreserved bottles; Later preserved Nitrate/Nitrite bottles were sent and collected from wells on 8/10/2023

Page: 4 of 5
Project # 175569434
GEL Quote #:
COC Number (1): 8 Coolers
PO Number:

GEL Laboratories LLC
gel.com
Chemistry | Radiochemistry | Radiobioassay | Specialty Analytics

Chain of Custody and Analytical Request

GEL Work Order Number: GEL Project Manager: Erin Trent

GEL Laboratories, LLC
2040 Savage Road
Charleston, SC 29407
Phone: (843) 556-8171
Fax: (843) 766-1178

cooler 1 of 8

Client Name: Georgia Power Phone # (937-344-6533)

Project/Site Name: Plant Arkwright Ash Pond 3 **Nitrate/Nitrite COC** Fax:

Address: 241 Ralph McGill Blvd SE, Atlanta, GA 30308

Collected By: John Myer, Dylan Quintal, Dylan Riley, Houston Lynn

Send Results To: jabraham@southernco.com EDD@stantec.com edgar.smith@stantec.com

Sample Analysis Requested (5) (Fill in the number of containers for each test)

Sample ID (* For composites - indicate start and stop date/time)	*Date Collected (mm-dd-yy)	*Time Collected (Military) (hhmm)	QC Code (2)	Field Filtered (3)	Sample Matrix (4)	Should this sample be considered: Radioactive (If yes, please supply isotopic info.)	Should this sample be considered: (7) Known or possible Hazards	Total number of containers	SA	Nitrate/Nitrite (EPA Method 353.2)	<-- Preservative Type (6)	Comments (task_code: ARK-CCR-ASSMT-2023S1)
ARK-ARGWC-24	08-10-23	1935	N	N	WG			1		X		
ARK-AP3-FB-02	08-10-23	1914	FB	N	WQ			1		X		
ARK-ARAMW-4	08-10-23	1945	N	N	WG			1		X		
ARK-ARGWA-12	08-10-23	2018	N	N	WG			1		X		
ARK-ARGWC-17	08-10-23	1955	N	N	WG			1		X		
ARK-AP3-FD-02	08-10-23	NA	FD	N	WQ			1		X		
ARK-ARGWC-10	08-10-23	2007	N	N	WG			1		X		
ARK-AP3-FD-03	08-10-23	NA	FD	N	WQ			1		X		
ARK-ARGWA-13	08-10-23	2015	N	N	WG			1		X		
ARK-ARGWA-3	08-10-23	1915	N	N	WG			1		X		

Chain of Custody Signatures

	Relinquished By (Signed)	Print Name	Date	Received by (signed)	Print Name	Date
1		John Myer	8/11/23		Devin Autry Wood	8/11/23
2					Chase Johnson	8/11/23 1400
3						

TAT Requested: Normal: ____ Rush: ____ Specify: _____ (Subject to Surcharge)

Fax Results: [ ] Yes [X] No

Select Deliverable: [ ] C of A [ ] QC Summary [ ] level 1 [X] Level 2 [ ] Level 3 [ ] Level 4

Additional Remarks:

For Lab Receiving Use Only: *Custody Seal Intact?* [ ] *Yes* [ ] *No* ***Cooler Temp:*** ____ *°C*

> ***For sample shipping and delivery details, see Sample Receipt & Review form (SRR.)***

Sample Collection Time Zone: [X] Eastern [ ] Pacific [ ] Central [ ] Mountain [ ] Other:

1.) Chain of Custody Number = Client Determined

2.) QC Codes: **N** = Normal Sample, **TB** = Trip Blank, **FD** = Field Duplicate, **EB** = Equipment Blank, **MS** = Matrix Spike Sample, **MSD** = Matrix Spike Duplicate Sample, **G** = Grab, **C** = Composite

3.) Field Filtered: For liquid matrices, indicate with a **- Y -** for yes the sample was field filtered or **- N -** for sample was not field filtered.

4.) Matrix Codes: **DW**=Drinking Water, **GW**=Groundwater, **SW**=Surface Water, **WW**=Waste Water, **W**=Water, **ML**=Misc Liquid, **SO**=Soil, **SD**=Sediment, **SL**=Sludge, **SS**=Solid Waste, **O**=Oil, **F**=Filter, **P**=Wipe, **U**=Urine, **F**=Fecal, **N**=Nasal

5.) Sample Analysis Requested: Analytical method requested (i.e. **8260B**, **6010B/7470A**) and number of containers provided for each (i.e. *8260B* - **3**, *6010B/7470A* - **1**).

6.) Preservative Type: **HA** = Hydrochloric Acid, **NI** = Nitric Acid, **SH** = Sodium Hydroxide, **SA** = Sulfuric Acid, **AA** = Ascorbic Acid, **HX** = Hexane, **ST** = Sodium Thiosulfate, If no preservative is added = leave field blank

7.) **KNOWN OR POSSIBLE HAZARDS**

RCRA Metals
As = Arsenic **Hg**= Mercury
Ba = Barium **Se**= Selenium
Cd = Cadmium **Ag**= Silver
Cr = Chromium **MR**= Misc. RCRA metals
Pb = Lead

Characteristic Hazards
FL = Flammable/Ignitable
CO = Corrosive
RE = Reactive

TSCA Regulated
PCB = Polychlorinated biphenyls

Listed Waste
LW= Listed Waste
(F,K,P and U-listed wastes.)
Waste code(s):

Other
OT= Other / Unknown
(i.e.: High/low pH, asbestos, beryllium, irritants, other misc. health hazards, etc.)
Description:

Please provide any additional details below regarding handling and/or disposal concerns.
(i.e.: Origin of sample(s), type of site collected from, odd matrices, etc.)

Orignially Nitrate by N were originally collected in unpreserved bottles; Later preserved Nitrate/Nitrite bottles were sent and collected from wells on 8/10/2023

Page 102 of 510 SDG 633099 Rev1

Page: 5 of 5
Project # 175569434
GEL Quote #:
COC Number (1): 8 Coolers
PO Number:

GEL Laboratories LLC
gel.com
Chemistry | Radiochemistry | Radiobioassay | Specialty Analytics

Chain of Custody and Analytical Request

GEL Work Order Number:
GEL Project Manager: Erin Trent

GEL Laboratories, LLC
2040 Savage Road
Charleston, SC 29407
Phone: (843) 556-8171
Fax: (843) 766-1178

cooler 1 of 8

Client Name: Georgia Power — Phone # (937-344-6533)
Project/Site Name: Plant Arkwright Ash Pond 3 **Nitrate/Nitrite COC** — Fax:
Address: 241 Ralph McGill Blvd SE, Atlanta, GA 30308
Collected By: John Myer, Dylan Quintal, Dylan Ripley, Houston Lynn
Send Results To: jabraham@southernco.com EDD@stantec.com edgar.smith@stantec.com

Sample Analysis Requested (5) (Fill in the number of containers for each test)

Sample ID (* For composites - indicate start and stop date/time)	*Date Collected (mm-dd-yy)	*Time Collected (Military) (hhmm)	QC Code (2)	Field Filtered (3)	Sample Matrix (4)	Should this sample be considered: Radioactive (If yes, please supply isotopic info.)	Should this sample be considered: (7) Known or possible Hazards	Total number of containers	SA	Nitrate/Nitrite (EPA Method 353.2)	<-- Preservative Type (6)	Comments (task_code: ARK-CCR-ASSMT-2023S1)
ARK-AP3-EB-02	08-10-23	1920	EB	N	WQ			1		X		
ARK-ARGWC-15	08-10-23	1925	N	N	WG			1		X		
ARK-AP3-FB-03	08-10-23	1916	FB	N	WQ			1		X		
ARK-ARGWC-9	08-10-23	1949	N	N	WG			1		X		
ARK-ARGWC-8	08-10-23	2004	N	N	WG			1		X		
ARK-ARGWC-16	08-10-23	1955	N	N	WG			1		X		
ARK-AP3-EB-03	08-10-23	1918	EB	N	WQ			1		X		
ARK-ARGWC-18	08-10-23	2000	N	N	WG			1		X		
ARK-ARGWC-7	08-10-23	2005	N	N	WG			1		X		
ARK-ARGWA-5	08-10-23	1945	N	N	WG			1		X		

Chain of Custody Signatures

	Relinquished By (Signed)	Print Name	Date	Received by (signed)	Print Name	Date
1		John Myer	8/11/23		Anthony Wood	8/11/23
2					Amar Johnson	8/11/23 1400
3						

TAT Requested: Normal: ____ Rush: ____ Specify: _____ (Subject to Surcharge)

Fax Results: [ ] Yes [X] No

Select Deliverable: [ ] C of A [ ] QC Summary [ ] level 1 [X] Level 2 [ ] Level 3 [ ] Level 4

Additional Remarks:

For Lab Receiving Use Only: *Custody Seal Intact?* [ ] Yes [ ] No ***Cooler Temp:*** ____ °C

> ***For sample shipping and delivery details, see Sample Receipt & Review form (SRR.)***

Sample Collection Time Zone: [X] Eastern [ ] Pacific [ ] Central [ ] Mountain [ ] Other:

1.) Chain of Custody Number = Client Determined

2.) QC Codes: **N** = Normal Sample, **TB** = Trip Blank, **FD** = Field Duplicate, **EB** = Equipment Blank, **MS** = Matrix Spike Sample, **MSD** = Matrix Spike Duplicate Sample, **G** = Grab, **C** = Composite

3.) Field Filtered: For liquid matrices, indicate with a - **Y** - for yes the sample was field filtered or - **N** - for sample was not field filtered.

4.) Matrix Codes: **DW**=Drinking Water, **GW**=Groundwater, **SW**=Surface Water, **WW**=Waste Water, **W**=Water, **ML**=Misc Liquid, **SO**=Soil, **SD**=Sediment, **SL**=Sludge, **SS**=Solid Waste, **O**=Oil, **F**=Filter, **P**=Wipe, **U**=Urine, **F**=Fecal, **N**=Nasal

5.) Sample Analysis Requested: Analytical method requested (i.e. **8260B, 6010B/7470A**) and number of containers provided for each (i.e. *8260B* - **3**, *6010B/7470A* - **1**).

6.) Preservative Type: **HA** = Hydrochloric Acid, **NI** = Nitric Acid, **SH** = Sodium Hydroxide, **SA** = Sulfuric Acid, **AA** = Ascorbic Acid, **HX** = Hexane, **ST** = Sodium Thiosulfate, If no preservative is added = leave field blank

7.) **KNOWN OR POSSIBLE HAZARDS**

RCRA Metals
As = Arsenic **Hg**= Mercury
Ba = Barium **Se**= Selenium
Cd = Cadmium **Ag**= Silver
Cr = Chromium **MR**= Misc. RCRA metals
Pb = Lead

Characteristic Hazards
FL = Flammable/Ignitable
CO = Corrosive
RE = Reactive

TSCA Regulated
PCB = Polychlorinated biphenyls

Listed Waste
LW= Listed Waste
(F,K,P and U-listed wastes.)
Waste code(s):

Other
OT= Other / Unknown
(i.e.: High/low pH, asbestos, beryllium, irritants, other misc. health hazards, etc.)
Description:

Please provide any additional details below regarding handling and/or disposal concerns.
(i.e.: Origin of sample(s), type of site collected from, odd matrices, etc.)

Orignially Nitrate by N were originally collected in unpreserved bottles; Later preserved Nitrate/Nitrite bottles were sent and collected from wells on 8/10/2023

GEL Laboratories LLC

SAMPLE RECEIPT & REVIEW FORM

Client: GPCC	SDG/AR/COC/Work Order: 633099, 633107, 633126, 633128
Received By: Anna Johnson	Date Received: 8/11/23
Carrier and Tracking Number	Circle Applicable: FedEx Express FedEx Ground UPS Field Services (Courier) Other cooler 1 - 0.6°C cooler 2 - 1.9°C cooler 3 - 2.6°C cooler 4 - 0.0°C

Suspected Hazard Information	Yes	No	*If Net Counts > 100cpm on samples not marked "radioactive", contact the Radiation Safety Group for further investigation.
A) Shipped as a DOT Hazardous?		/	Hazard Class Shipped: UN#: If UN2910, Is the Radioactive Shipment Survey Compliant? Yes___ No___
B) Did the client designate the samples are to be received as radioactive?		/	COC notation or radioactive stickers on containers equal client designation.
C) Did the RSO classify the samples as radioactive?		/	Maximum Net Counts Observed* (Observed Counts - Area Background Counts): _____CPM / mR/Hr Classified as: Rad 1 Rad 2 Rad 3
D) Did the client designate samples are hazardous?		/	COC notation or hazard labels on containers equal client designation.
E) Did the RSO identify possible hazards?		/	If D or E is yes, select Hazards below. PCB's Flammable Foreign Soil RCRA Asbestos Beryllium Other:

	Sample Receipt Criteria	Yes	NA	No	Comments/Qualifiers (Required for Non-Conforming Items)
1	Shipping containers received intact and sealed?	/			Circle Applicable: Seals broken Damaged container Leaking container Other (describe)
2	Chain of custody documents included with shipment?	/			Circle Applicable: Client contacted and provided COC COC created upon receipt
3	Samples requiring cold preservation within (0 ≤ 6 deg. C)?*	/			Preservation Method: Wet Ice Ice Packs Dry ice None Other: *all temperatures are recorded in Celsius TEMP:_____
4	Daily check performed and passed on IR temperature gun?	✓			Temperature Device Serial #: IR2-21 Secondary Temperature Device Serial # (If Applicable):
5	Sample containers intact and sealed?	/			Circle Applicable: Seals broken Damaged container Leaking container Other (describe)
6	Samples requiring chemical preservation at proper pH?	/			Sample ID's and Containers Affected: If Preservation added, Lot#:
7	Do any samples require Volatile Analysis?			/	If Yes, are Encores or Soil Kits present for solids? Yes___ No___ NA___(If yes, take to VOA Freezer) Do liquid VOA vials contain acid preservation? Yes___ No___ NA___(If unknown, select No) Are liquid VOA vials free of headspace? Yes___ No___ NA___ Sample ID's and containers affected:
8	Samples received within holding time?	/			ID's and tests affected:
9	Sample ID's on COC match ID's on bottles?	/			ID's and containers affected:
10	Date & time on COC match date & time on bottles?	/			Circle Applicable: No dates on containers No times on containers COC missing info Other (describe)
11	Number of containers received match number indicated on COC?	/			Circle Applicable: No container count on COC Other (describe) ~~*Missing 2 containers for ARR-ARBW0-1A~~ AD 8/15/23
12	Are sample containers identifiable as GEL provided by use of GEL labels?	/			
13	COC form is properly signed in relinquished/received sections?	/			Circle Applicable: Not relinquished Other (describe)

Comments (Use Continuation Form if needed):

cooler 5 - 3.1°C
Cooler 6 - 3.6°C
cooler 7 - 2.5°C
cooler 8 - 3.4°C
cooler 9 - 1.9°C
cooler 10 - 0.9°C

PM (or PMA) review: Initials EST Date 8/15/23 Page 1 of 1

Project # 175569434
GEL Quote #
COC Number (1) # Coolers
PO Number:

GEL Laboratories LLC
gel.com Chemistry | Radiochemistry | Radiobioassay | Specialty Analytics

Chain of Custody and Analytical Request

GEL Work Order Number:

GEL Project Manager: Erin Trent

GEL Laboratories, LLC
2040 Savage Road
Charleston, SC 29407
Phone (843) 556-8171
Fax (843) 766-1178

Cooler 1 of 8

Client Name: Georgia Power — Phone # (937-344-6533)

Project/Site Name: Plant Arkwright Ash Pond 3 — Fax

Address: 241 Ralph McGill Blvd SE, Atlanta, GA 30308

Collected By: John Myer, Dylan Quintal, Dylan Ripley, Houston Lynn

Send Results To jahnahan@[illegible].com EDD@stantec.com edgar.smith@stantec.com

Sample Analysis Requested (5) (Fill in the number of containers for each test)

Sample ID (* For composites - indicate start and stop date/time)	*Date Collected (mm-dd-yy)	*Time Collected (Military) (hhmm)	QC Code (2)	Field Filtered (3)	Sample Matrix (4)	Should this sample be considered: (6) Radioactive (If yes, please supply isotopic info.)	(7) Known or possible Hazards	Total number of containers	Ag (App. I) (6020B) NI	Metals App III (6020B) NI	Alkalinity (3000 R2 1) NI	TDS (SM Method 2540C)	Anions (Cl, Fl, Sulfate) (300.0 Rev 2.1 1993)	Metals App IV (6020B) NI	RAD 226-228 Cmbd NI	Fe2+ / Mn2+ (IAPA Method 6020B) (Field Filtered) NI		Mercury (7470B) NI	Metals Al, K, Mg, Na, Fe, Mn (6020B) NI		<-- Preservative Type (6)
ARK-ARGWC-24	08-09-23	0940	N	Y	WG			9	X	X	X	X	X	X	X	X		X	X		See Nitrate/Nitrite COC
ARK-AP3-FB-02	08-09-23	1000	FB	N	WQ			7		X		X	X	X	X			X			for their times
ARK-ARAMW-4	08-09-23	1145	N	Y	WG			9	X	X	X	X	X	X	X	X		X	X		
ARK-ARGWA-12	08-09-23	1430	N	Y	WG			9	X	X	X	X	X	X	X	X		X	X		
ARK-ARGWC-17	08-09-23	1525	N	Y	WG			9	X	X	X	X	X	X	X	X		X	X		
ARK-AP3-FD-02	08-09-23	NA	FD	N	WQ			7		X		X	X	X	X			X			
ARK-ARGWC-10	08-09-23	1650	N	Y	WG			9	X	X	X	X	X	X	X	X		X	X		
ARK-AP3-FD-03	08-09-23	NA	FD	N	WQ			7		X		X	X	X	X			X			
ARK-ARGWA-13	08-09-23	1745	N	Y	WG			9	X	X	X	X	X	X	X	X		X	X		
ARK-ARGWA-3	08-09-23	1815	N	Y	WG			9	X	X	X	X	X	X	X	X		X	X		

Comments (task_code: ARK-CCR-ASSMT-2023SR2) A.S. 8/15/23

Chain of Custody Signatures

	Relinquished By (Signed)	Print Name	Date	Received by (signed)	Print Name	Date
1	[signature]	John Myer	8/11/23	[signature]	Anthony Wilcox	8/11/23
2						
3						

TAT Requested: Normal: ____ Rush: ____ Specify: ____ (Subject to Surcharge)

Fax Results: [ ] Yes [X] No

Select Deliverable: [ ] C of A [ ] QC Summary [ ] Level 1 [X] Level 2 [ ] Level 3 [ ] Level 4

Additional Remarks:

For Lab Receiving Use Only: Custody Seal Intact? [ ] Yes [ ] No Cooler Temp: ____ °C

> For sample shipping and delivery details, see Sample Receipt & Review form (SRR)

Sample Collection Time Zone: [X] Eastern [ ] Pacific [ ] Central [ ] Mountain [ ] Other

1.) Chain of Custody Number = Client Determined

2.) QC Codes: N = Normal Sample, TB = Trip Blank, FD = Field Duplicate, EB = Equipment Blank, MS = Matrix Spike Sample, MSD = Matrix Spike Duplicate Sample, G = Grab, C = Composite

3.) Field Filtered: For liquid matrices, indicate with a - Y - for yes the sample was field filtered or - N - for sample was not field filtered

4.) Matrix Codes: DW=Drinking Water, GW=Groundwater, SW=Surface Water, WW=Waste Water, W=Water, ML=Misc Liquid, SO=Soil, SD=Sediment, SL=Sludge, SS=Solid Waste, O=Oil, F=Filter, P=Wipe, U=Urine, F=Fecal, N=Nasal

5.) Sample Analysis Requested: Analytical method requested (i.e. 8260B, 6010B/7470A) and number of containers provided for each (i.e. 8260B - 3, 6010B/7470A - 1)

6.) Preservative Type: HA = Hydrochloric Acid, NI = Nitric Acid, SH = Sodium Hydroxide, SA = Sulfuric Acid, AA = Ascorbic Acid, HX = Hexane, ST = Sodium Thiosulfate. If no preservative is added = leave field blank

7.) KNOWN OR POSSIBLE HAZARDS

RCRA Metals
As = Arsenic; Hg = Mercury
Ba = Barium; Se = Selenium
Cd = Cadmium; Ag = Silver
Cr = Chromium; MR = Misc. RCRA metals
Pb = Lead

Characteristic Hazards
FL = Flammable/Ignitable
CO = Corrosive
RE = Reactive

TSCA Regulated
PCB = Polychlorinated biphenyls

Listed Waste
LW = Listed Waste (F,K,P and U-listed wastes.) Waste code(s): ____

Other
OT = Other / Unknown (i.e.: High/low pH, asbestos, beryllium, irritants, other misc. health hazards, etc.) Description: ____

Please provide any additional details below regarding handling and/or disposal concerns. (i.e.: Origin of sample(s), type of site collected from, odd matrices, etc.)

Originally Nitrate by N were originally collected in unpreserved bottles. Later preserved Nitrate/Nitrite bottles were sent and collected from wells on 8/10/2023

Page: 2 of 5
Project # 175569434
GEL Quote #
COC Number (1): 8 Coolers
PO Number:

GEL Laboratories LLC

gel.com | Chemistry | Radiochemistry | Radiobioassay | Specialty Analytics

Chain of Custody and Analytical Request

GEL Work Order Number:

GEL Project Manager: Erin Trent

GEL Laboratories, LLC
2040 Savage Road
Charleston, SC 29407
Phone: (843) 556-8171
Fax: (843) 766-1178

Cooler 1 of 8

Client Name: Georgia Power — Phone # (937-344-6533)

Project/Site Name: Plant Arkwright Ash Pond 3 — Fax:

Address: 241 Ralph McGill Blvd SE, Atlanta, GA 30308

Collected By: John Myer, Dylan Quintal, Dylan Ripley, Houston Lynn

Send Results To: jabraham@southernco.com EDD@stantec.com edgar.smith@stantec.com

Sample Analysis Requested (5) (Fill in the number of containers for each test)

Sample ID (* For composites - indicate start and stop date/time)	*Date Collected (mm-dd-yy)	*Time Collected (Military) (hhmm)	QC Code (2)	Field Filtered (3)	Sample Matrix (4)	Should this sample be considered: Radioactive (If yes, please supply isotopic info.)	Should this sample be considered: (7) Known or possible Hazards	Total number of containers	Ag (App. I) (6020B) NI	Metals App. III (6020B) NI	Alkalinity (300.0 R2.1) NI	TDS (SM Method 2540C)	Anions (Cl, Fl, Sulfate) (300.0 Rev. 2.1 1993)	Metals App. IV (6020B) NI	RAD 226-228 Cmbd NI	Fe2+ / Mn2+ (EPA Method 6020B) (Field Filtered) NI		Mercury (7470B) NI	Metals Al, K, Mg, Na, Fe, Mn (6020B) NI		<-- Preservative Type (6)
ARK-AP3-EB-02	08-09-23	1830	EB	N	WQ			7		X		X	X	X	X			X			See Nitrate/Nitrite COC
ARK-ARGWC-15	08-10-23	0935	N	Y	WG			9	X	X	X	X	X	X	X	X		X	X		for their times
ARK-AP3-FB-03	08-10-23	1000	FB	N	WQ			7		X		X	X	X	X			X			
ARK-ARGWC-9	08-10-23	0935	N	Y	WG			9	X	X	X	X	X	X	X	X		X	X		
ARK-ARGWC-8	08-10-23	1215	N	Y	WG			9	X	X	X	X	X	X	X	X		X	X		
ARK-ARGWA-14	08-10-23	1305	N	Y	WG			7	X	X	X	X	X	X	X			X	X		Well went dry while sampling
ARK-AP3-EB-03	08-10-23	1330	EB	N	WQ			7		X		X	X	X	X			X			
ARK-ARGWC-18	08-10-23	1350	N	Y	WG			9	X	X	X	X	X	X	X	X		X	X		
ARK-ARGWC-7	08-10-23	1430	N	Y	WG			9	X	X	X	X	X	X	X	X		X	X		
ARK-ARGWA-5	08-10-23	1515	N	Y	WG			9	X	X	X	X	X	X	X	X		X	X		

Comments (task_code: ARK-CCR-ASSMT-2023S1) 2 A.S. 8/15/23

Chain of Custody Signatures

	Relinquished By (Signed)	Print Name	Date	Received by (signed)	Print Name	Date
1		Dylan Myer	8/11/23		Anthony Ward	8/11/23
2						
3						

TAT Requested: Normal: ____ Rush: ____ Specify: ____ (Subject to Surcharge)

Fax Results: [ ] Yes [X] No

Select Deliverable: [ ] C of A [ ] QC Summary [ ] level 1 [X] Level 2 [ ] Level 3 [ ] Level 4

Additional Remarks:

For Lab Receiving Use Only: Custody Seal Intact? [ ] Yes [ ] No Cooler Temp: ____ °C

> *For sample shipping and delivery details, see Sample Receipt & Review form (SRR.)*

Sample Collection Time Zone: [X] Eastern [ ] Pacific [ ] Central [ ] Mountain [ ] Other:

1.) Chain of Custody Number = Client Determined

2.) QC Codes: N = Normal Sample, TB = Trip Blank, FD = Field Duplicate, EB = Equipment Blank, MS = Matrix Spike Sample, MSD = Matrix Spike Duplicate Sample, G = Grab, C = Composite

3.) Field Filtered: For liquid matrices, indicate with a - Y - for yes the sample was field filtered or - N - for sample was not field filtered

4.) Matrix Codes: DW=Drinking Water, GW=Groundwater, SW=Surface Water, WW=Waste Water, W=Water, ML=Misc Liquid, SO=Soil, SD=Sediment, SL=Sludge, SS=Solid Waste, O=Oil, F=Filter, P=Wipe, U=Urine, F=Fecal, N=Nasal

5.) Sample Analysis Requested: Analytical method requested (i.e. 8260B, 6010B/7470A) and number of containers provided for each (i.e. *8260B - 3, 6010B/7470A - 1*).

6.) Preservative Type: HA = Hydrochloric Acid, NI = Nitric Acid, SH = Sodium Hydroxide, SA = Sulfuric Acid, AA = Ascorbic Acid, HX = Hexane, ST = Sodium Thiosulfate, If no preservative is added = leave field blank

7.) **KNOWN OR POSSIBLE HAZARDS**

RCRA Metals
As = Arsenic; Hg = Mercury
Ba = Barium; Se = Selenium
Cd = Cadmium; Ag = Silver
Cr = Chromium; MR = Misc. RCRA metals
Pb = Lead

Characteristic Hazards
FL = Flammable/Ignitable
CO = Corrosive
RE = Reactive

TSCA Regulated
PCB = Polychlorinated biphenyls

Listed Waste
LW = Listed Waste
(F,K,P and U-listed wastes.)
Waste code(s):

Other
OT = Other / Unknown
(i.e.: High/low pH, asbestos, beryllium, irritants, other misc. health hazards, etc.)
Description:

Please provide any additional details below regarding handling and/or disposal concerns.
(i.e.: Origin of sample(s), type of site collected from, odd matrices, etc.)

Originally Nitrate by N were originally collected in unpreserved bottles. Later preserved Nitrate/Nitrite bottles were sent and collected from wells on 8/10/2023

Project # 175569434
GEL Quote #
COC Number (1) 8 Coolers
PO Number:

GEL Laboratories LLC

gel.com | Chemistry | Radiochemistry | Radiobioassay | Specialty Analytics

Chain of Custody and Analytical Request

GEL Work Order Number: GEL Project Manager: Erin Trent

GEL Laboratories, LLC
2040 Savage Road
Charleston, SC 29407
Phone: (843) 556-8171
Fax: (843) 766-1178

cooler 1 of 8

Client Name: Georgia Power — Phone # (937-344-6533)
Project/Site Name: Plant Arkwright Ash Pond 3 — Fax:
Address: 241 Ralph McGill Blvd SE, Atlanta, GA 30308
Collected By: John Myer, Dylan Quintal, Dylan Ripley, Houston Lynn
Send Results To: jabraham@southernco.com EDD@stantec.com edgar.smith@stantec.com

Sample Analysis Requested (5) (Fill in the number of containers for each test)

Sample ID (* For composites - indicate start and stop date/time)	*Date Collected (mm-dd-yy)	*Time Collected (Military) (hhmm)	QC Code (2)	Field Filtered (3)	Sample Matrix (4)	Should this sample be considered: Radioactive (If yes, please supply isotopic info.)	Should this sample be considered: (7) Known or possible Hazards	Total number of containers	Ag (App. I) (6020B)	Metals App. III (6020B)	Alkalinity (300.0 R2.1)	TDS (SM Method 2540C)	Anions (Cl, Fl, Sulfate) (300.0 Rev. 2.1 1993)	Metals App. IV (6020B)	RAD 226-228 Cmbd	Fe2+ / Mn2+ (EPA Method 6020B) (Field Filtered)		Mercury (7470B)	Metals Al, K, Mg, Ni, Fe, Mn (6020B)		<-- Preservative Type (6)
ARK-ARGWC-16	08-10-23	1605	N	Y	WG			9	X	X	X	X	X	X	X	X		X	X		See Nitrate/Nitrite COC for their times

Comments (task_code: ARK-CCR-ASSMT-2023S1)
A.S. 8/15/23

Chain of Custody Signatures

	Relinquished By (Signed)	Print Name	Date	Received by (signed)	Print Name	Date
1			8/11/23			8/11/23
2						
3						

TAT Requested: Normal: ____ Rush: ____ Specify: _____ (Subject to Surcharge)

Fax Results: [ ] Yes [X] No

Select Deliverable: [ ] C of A [ ] QC Summary [ ] level 1 [X] Level 2 [ ] Level 3 [ ] Level 4

Additional Remarks:

For Lab Receiving Use Only: Custody Seal Intact? [ ] Yes [ ] No Cooler Temp: ____ °C

> For sample shipping and delivery details, see Sample Receipt & Review form (SRR.)

Sample Collection Time Zone: [X] Eastern [ ] Pacific [ ] Central [ ] Mountain [ ] Other:

1) Chain of Custody Number = Client Determined

2) QC Codes: N = Normal Sample, TB = Trip Blank, FD = Field Duplicate, EB = Equipment Blank, MS = Matrix Spike Sample, MSD = Matrix Spike Duplicate Sample, G = Grab, C = Composite

3) Field Filtered: For liquid matrices, indicate with a - Y - for yes the sample was field filtered or - N - for sample was not field filtered.

4) Matrix Codes: DW=Drinking Water, GW=Groundwater, SW=Surface Water, WW=Waste Water, W=Water, ML=Misc Liquid, SO=Soil, SD=Sediment, SL=Sludge, SS=Solid Waste, O=Oil, F=Filter, P=Wipe, U=Urine, F=Fecal, N=Nasa

5) Sample Analysis Requested: Analytical method requested (i.e. 8260B, 6010B/7470A) and number of containers provided for each (i.e. 8260B - 3, 6010B/7470A - 1)

6) Preservative Type: HA = Hydrochloric Acid, NI = Nitric Acid, SH = Sodium Hydroxide, SA = Sulfuric Acid, AA = Ascorbic Acid, HX = Hexane, ST = Sodium Thiosulfate. If no preservative is added = leave field blank

7) KNOWN OR POSSIBLE HAZARDS

RCRA Metals
As = Arsenic; Hg = Mercury
Ba = Barium; Se = Selenium
Cd = Cadmium; Ag = Silver
Cr = Chromium; MR = Misc. RCRA metals
Pb = Lead

Characteristic Hazards
FL = Flammable/Ignitable
CO = Corrosive
RE = Reactive

TSCA Regulated
PCB = Polychlorinated biphenyls

Listed Waste
LW = Listed Waste
(F,K,P and U-listed wastes.)
Waste code(s):

Other
OT = Other / Unknown
(i.e.: High/low pH, asbestos, beryllium, irritants, other misc. health hazards, etc.)
Description:

Please provide any additional details below regarding handling and/or disposal concerns.
(i.e.: Origin of sample(s), type of site collected from, odd matrices, etc.)

Originally Nitrate by N were originally collected in unpreserved bottles. Later preserved Nitrate/Nitrite bottles were sent and collected from wells on 8/10/2023

Page: 4 of 5
Project #: 175569434
GEL Quote #:
COC Number (1): 8 Coolers
PO Number:

GEL Laboratories LLC

gel.com | Chemistry | Radiochemistry | Radiobioassay | Specialty Analytics

Chain of Custody and Analytical Request

2040 Savage Road
Charleston, SC 29407
Phone: (843) 556-8171
Fax: (843) 766-1178

coolers 1 of 8

GEL Work Order Number:

GEL Project Manager: Erin Trent

Client Name: Georgia Power — Phone # (937-344-6533)

Project/Site Name: Plant Arkwright Ash Pond 3 Nitrate/Nitrite COC — Fax:

Address: 241 Ralph McGill Blvd SE, Atlanta, GA 30308

Collected By: John Myer, Dylan Quintal, Dylan Ripley, Houston Lynn

Send Results To: jabraham@southernco.com EDD@stantec.com edgar.smith@stantec.com

Sample Analysis Requested (5) (Fill in the number of containers for each test)

Sample ID (* For composites - indicate start and stop date/time)	*Date Collected (mm-dd-yy)	*Time Collected (Military) (hhmm)	QC Code (2)	Field Filtered (3)	Sample Matrix (4)	Should this sample be considered: Radioactive (If yes, please supply isotopic info.)	Should this sample be considered: (7) Known or possible Hazards	Total number of containers	SA	Nitrate/Nitrite (EPA Method 353.2)	<-- Preservative Type (6)	Comments (task_code: ARK-CCR-ASSMT-2023SW)
ARK-ARGWC-24	08-10-23	1935	N	N	WG			1		X		
ARK-AP3-FB-02	08-10-23	1914	FB	N	WQ			1		X		
ARK-ARAMW-4	08-10-23	1945	N	N	WG			1		X		
ARK-ARGWA-12	08-10-23	2018	N	N	WG			1		X		
ARK-ARGWC-17	08-10-23	1955	N	N	WG			1		X		
ARK-AP3-FD-02	08-10-23	NA	FD	N	WQ			1		X		
ARK-ARGWC-10	08-10-23	2007	N	N	WG			1		X		
ARK-AP3-FD-03	08-10-23	NA	FD	N	WQ			1		X		
ARK-ARGWA-13	08-10-23	2015	N	N	WG			1		X		
ARK-ARGWA-3	08-10-23	1915	N	N	WG			1		X		

A.S. 8/15/23

Chain of Custody Signatures

	Relinquished By (Signed)	Print Name	Date	Received by (signed)	Print Name	Date
1		John Myer	8/11/23		Austin Ward	8/11/23
2				2		
3				3		

TAT Requested: Normal: ____ Rush: ____ Specify: _____ (Subject to Surcharge)

Fax Results: [ ] Yes [X] No

Select Deliverable: [ ] C of A [ ] QC Summary [ ] level 1 [X] Level 2 [ ] Level 3 [ ] Level 4

Additional Remarks:

For Lab Receiving Use Only: Custody Seal Intact? [ ] Yes [ ] No Cooler Temp: ____ °C

> For sample shipping and delivery details, see Sample Receipt & Review form (SRR.)

Sample Collection Time Zone: [X] Eastern [ ] Pacific [ ] Central [ ] Mountain [ ] Other:

1.) Chain of Custody Number = Client Determined

2.) QC Codes: N = Normal Sample, TB = Trip Blank, FD = Field Duplicate, EB = Equipment Blank, MS = Matrix Spike Sample, MSD = Matrix Spike Duplicate Sample, G = Grab, C = Composite

3.) Field Filtered: For liquid matrices, indicate with a - Y - for yes the sample was field filtered or - N - for sample was not field filtered

4.) Matrix Codes: DW=Drinking Water, GW=Groundwater, SW=Surface Water, WW=Waste Water, W=Water, ML=Misc Liquid, SO=Soil, SD=Sediment, SL=Sludge, SS=Solid Waste, O=Oil, F=Filter, P=Wipe, U=Urine, F=Fecal, N=Nasal

5.) Sample Analysis Requested: Analytical method requested (i.e. 8260B, 6010B/7470A) and number of containers provided for each (i.e. 8260B - 3, 6010B/7470A - 1)

6.) Preservative Type: HA = Hydrochloric Acid, NI = Nitric Acid, SH = Sodium Hydroxide, SA = Sulfuric Acid, AA = Ascorbic Acid, HX = Hexane, ST = Sodium Thiosulfate, If no preservative is added = leave field blank

7.) KNOWN OR POSSIBLE HAZARDS

RCRA Metals
As = Arsenic; Hg= Mercury
Ba = Barium; Se= Selenium
Cd = Cadmium; Ag= Silver
Cr = Chromium; MR= Misc. RCRA metals
Pb = Lead

Characteristic Hazards
FL = Flammable/Ignitable
CO = Corrosive
RE = Reactive

TSCA Regulated
PCB = Polychlorinated biphenyls

Listed Waste
LW= Listed Waste
(F,K,P and U-listed wastes.)
Waste code(s):

Other
OT= Other / Unknown
(i.e.: High/low pH, asbestos, beryllium, irritants, other misc. health hazards, etc.)
Description:

Please provide any additional details below regarding handling and/or disposal concerns.
(i.e.: Origin of sample(s), type of site collected from, odd matrices, etc.)

Originally Nitrate by N were originally collected in unpreserved bottles; Later preserved Nitrate/Nitrite bottles were sent and collected from wells on 8/10/2023

Page: 3 of 5

Project # 175569434

GEL Quote #:

COC Number (1): 8 Coolers

PO Number:

GEL Laboratories LLC
gel.com
Chemistry | Radiochemistry | Radiobioassay | Specialty Analytics

Chain of Custody and Analytical Request

GEL Work Order Number:

GEL Project Manager: Erin Trent

GEL Laboratories, LLC
2040 Savage Road
Charleston, SC 29407
Phone: (843) 556-8171
Fax: (843) 766-1178

cooler lot 8

Client Name: Georgia Power

Phone # (937-344-6533)

Project/Site Name: Plant Arkwright Ash Pond 3 Nitrate/Nitrite COC

Fax:

Address: 241 Ralph McGill Blvd SE, Atlanta, GA 30308

Collected By: John Myer, Dylan Quintal, Dylan Ripley, Houston Lynn

Send Results To: jabraham@southernco.com EDD@stantec.com edgar.smith@stantec.com

Sample Analysis Requested (5) (Fill in the number of containers for each test)

Sample ID (* For composites - indicate start and stop date/time)	*Date Collected (mm-dd-yy)	*Time Collected (Military) (hhmm)	QC Code (2)	Field Filtered (3)	Sample Matrix (4)	Should this sample be considered: Radioactive (If yes, please supply isotopic info.)	Should this sample be considered: (7) Known or possible Hazards	Total number of containers	SA	Nitrate/Nitrite (EPA Method 353.2)	<-- Preservative Type (6)	Comments (task_code: ARK-CCR-ASSMT-2023S1) A-S. 8/15/23 2
ARK-AP3-EB-02	08-10-23	1920	EB	N	WQ			1		X		
ARK-ARGWC-15	08-10-23	1925	N	N	WG			1		X		
ARK-AP3-FB-03	08-10-23	1916	FB	N	WQ			1		X		
ARK-ARGWC-9	08-10-23	1949	N	N	WG			1		X		
ARK-ARGWC-8	08-10-23	2004	N	N	WG			1		X		
ARK-ARGWC-16	08-10-23	1955	N	N	WG			1		X		
ARK-AP3-EB-03	08-10-23	1918	EB	N	WQ			1		X		
ARK-ARGWC-18	08-10-23	2000	N	N	WG			1		X		
ARK-ARGWC-7	08-10-23	2005	N	N	WG			1		X		
ARK-ARGWA-5	08-10-23	1945	N	N	WG			1		X		

Chain of Custody Signatures

	Relinquished By (Signed)	Print Name	Date	Received by (signed)	Print Name	Date
1	[signature]	John Myer	8/11/23	1 [signature]	Anthony Wood	8/11/23
2				2		
3				3		

TAT Requested: Normal: ____ Rush: ____ Specify: ____ (Subject to Surcharge)

Fax Results: [ ] Yes [X] No

Select Deliverable: [ ] C of A [ ] QC Summary [ ] level 1 [X] Level 2 [ ] Level 3 [ ] Level 4

Additional Remarks:

For Lab Receiving Use Only: Custody Seal Intact? [ ] Yes [ ] No Cooler Temp: ____ °C

> For sample shipping and delivery details, see Sample Receipt & Review form (SRR.)

Sample Collection Time Zone: [X] Eastern [ ] Pacific [ ] Central [ ] Mountain [ ] Other

1.) Chain of Custody Number = Client Determined

2.) QC Codes: N = Normal Sample, TB = Trip Blank, FD = Field Duplicate, EB = Equipment Blank, MS = Matrix Spike Sample, MSD = Matrix Spike Duplicate Sample, G = Grab, C = Composite

3.) Field Filtered: For liquid matrices, indicate with a - Y - for yes the sample was field filtered or - N - for sample was not field filtered

4.) Matrix Codes: DW=Drinking Water, GW=Groundwater, SW=Surface Water, WW=Waste Water, W=Water, ML=Misc Liquid, SO=Soil, SD=Sediment, SL=Sludge, SS=Solid Waste, O=Oil, F=Filter, P=Wipe, U=Urine, F=Fecal, N=Nasal

5.) Sample Analysis Requested: Analytical method requested (i.e. 8260B, 6010B/7470A) and number of containers provided for each (i.e. 8260B - 3, 6010B/7470A - 1)

6.) Preservative Type: HA = Hydrochloric Acid, NI = Nitric Acid, SH = Sodium Hydroxide, SA = Sulfuric Acid, AA = Ascorbic Acid, HX = Hexane, ST = Sodium Thiosulfate, If no preservative is added = leave field blank

7.) KNOWN OR POSSIBLE HAZARDS

RCRA Metals
As = Arsenic
Ba = Barium
Cd = Cadmium
Cr = Chromium
Pb = Lead
Hg = Mercury
Se = Selenium
Ag = Silver
MR = Misc. RCRA metals

Characteristic Hazards
FL = Flammable/Ignitable
CO = Corrosive
RE = Reactive

TSCA Regulated
PCB = Polychlorinated biphenyls

Listed Waste
LW = Listed Waste
(F,K,P and U-listed wastes.)
Waste code(s):

Other
OT = Other / Unknown
(i.e.: High/low pH, asbestos, beryllium, irritants, other misc. health hazards, etc.)
Description:

Please provide any additional details below regarding handling and/or disposal concerns.
(i.e. Origin of sample(s), type of site collected from, odd matrices, etc.)

Originally Nitrate by N were originally collected in unpreserved bottles. Later preserved Nitrate/Nitrite bottles were sent and collected from wells on 8/10/2023

List of current GEL Certifications as of 13 September 2023

State	Certification
Alabama	42200
Alaska	17-018
Alaska Drinking Water	SC00012
Arkansas	88-0651
CLIA	42D0904046
California	2940
Colorado	SC00012
Connecticut	PH-0169
DoD ELAP/ ISO17025 A2LA	2567.01
Florida NELAP	E87156
Foreign Soils Permit	P330-15-00283, P330-15-00253
Georgia	SC00012
Georgia SDWA	967
Hawaii	SC00012
Idaho	SC00012
Illinois NELAP	200029
Indiana	C-SC-01
Kansas NELAP	E-10332
Kentucky SDWA	90129
Kentucky Wastewater	90129
Louisiana Drinking Water	LA024
Louisiana NELAP	03046 (AI33904)
Maine	2019020
Maryland	270
Massachusetts	M-SC012
Massachusetts PFAS Approv	Letter
Michigan	9976
Mississippi	SC00012
Nebraska	NE-OS-26-13
Nevada	SC000122023-4
New Hampshire NELAP	2054
New Jersey NELAP	SC002
New Mexico	SC00012
New York NELAP	11501
North Carolina	233
North Carolina SDWA	45709
North Dakota	R-158
Oklahoma	2022-160
Pennsylvania NELAP	68-00485
Puerto Rico	SC00012
S. Carolina Radiochem	10120002
Sanitation Districts of L	9255651
South Carolina Chemistry	10120001
Tennessee	TN 02934
Texas NELAP	T104704235-23-21
Utah NELAP	SC000122022-37
Vermont	VT87156
Virginia NELAP	460202
Washington	C780

GEL Laboratories LLC
a member of The GEL Group INC

September 19, 2023

Joju Abraham
Georgia Power Company, Southern Company
241 Ralph McGill Blvd NE, Bin 10160
Atlanta, Georgia 30308

Re: Arkwright CCR Groundwater Compliance AP3-R
Work Order: 633107

Dear Joju Abraham:

GEL Laboratories, LLC (GEL) appreciates the opportunity to provide the enclosed analytical results for the sample(s) we received on August 11, 2023. This revised data report has been prepared and reviewed in accordance with GEL's standard operating procedures. The data package is being revised to correct the matrix for the field duplicate samples.

The samples were delivered with proper chain of custody documentation and signatures. All sample containers arrived without any visible signs of tampering or breakage. There are no additional comments concerning sample receipt. The laboratory received the following sample(s):

Laboratory ID	Client ID	Matrix	Date Collected	Date Recieved
633107001	ARK-ARGWA-24	Ground Water	09/08/23 09:40	11/08/23 14:00
633107002	ARK-AP3-FB-02	Water	09/08/23 10:00	11/08/23 14:00
633107003	ARK-ARAMW-4	Ground Water	09/08/23 11:45	11/08/23 14:00
633107004	ARK-ARGWA-12	Ground Water	09/08/23 14:30	11/08/23 14:00
633107005	ARK-ARGWC-17	Ground Water	09/08/23 15:25	11/08/23 14:00
633107006	ARK-AP3-FD-02	Ground Water	09/08/23 12:00	11/08/23 14:00
633107007	ARK-ARGWC-10	Ground Water	09/08/23 16:50	11/08/23 14:00
633107008	ARK-AP3-FD-03	Ground Water	09/08/23 12:00	11/08/23 14:00
633107009	ARK-ARGWA-13	Ground Water	09/08/23 17:45	11/08/23 14:00
633107010	ARK-ARGWA-3	Ground Water	09/08/23 18:15	11/08/23 14:00
633107011	ARK-AP3-EB-02	Water	09/08/23 18:30	11/08/23 14:00
633107012	ARK-ARGWC-15	Ground Water	10/08/23 09:35	11/08/23 14:00
633107013	ARK-AP3-FB-03	Water	10/08/23 10:00	11/08/23 14:00
633107014	ARK-ARGWC-9	Ground Water	10/08/23 09:35	11/08/23 14:00
633107015	ARK-ARGWC-8	Ground Water	10/08/23 12:15	11/08/23 14:00

633107016	ARK-ARGWA-14	Ground Water	10/08/23 13:05	11/08/23 14:00
633107017	ARK-AP3-EB-03	Water	10/08/23 13:30	11/08/23 14:00
633107018	ARK-ARGWC-18	Ground Water	10/08/23 13:50	11/08/23 14:00
633107019	ARK-ARGWC-7	Ground Water	10/08/23 14:30	11/08/23 14:00
633107020	ARK-ARGWA-5	Ground Water	10/08/23 15:15	11/08/23 14:00
633107021	ARK-ARGWC-16	Ground Water	10/08/23 16:05	11/08/23 14:00

Test results for NELAP or ISO 17025 accredited tests are verified to meet the requirements of those standards, with any exceptions noted. The results reported relate only to the items tested and to the sample as received by the laboratory. These results may not be reproduced except as full reports without approval by the laboratory. Copies of GEL's accreditations and certifications can be found on our website at www.gel.com.

Prep Methods and Prep Dates

Not Applicable

Analysis Methods and Analysis Dates

Method	Run Date ID
Calculation	06-SEP-2023
Calculation	12-SEP-2023
EPA 903.1 Modified	05-SEP-2023
EPA 903.1 Modified	12-SEP-2023
EPA 904.0/SW846 9320 Modified	23-AUG-2023
EPA 904.0/SW846 9320 Modified	29-AUG-2023

Our policy is to provide high quality, personalized analytical services to enable you to meet your analytical needs on time every time. We trust that you will find everything in order and to your satisfaction. If you have any questions, please do not hesitate to call me at (843) 556-8171, ext. 4504.

Sincerely,

Erin S. Trent

Erin Trent
Project Manager

Purchase Order: GPC82177-0005
Enclosures

GEL LABORATORIES LLC
2040 Savage Road Charleston SC 29407 - (843) 556-8171 - www.gel.com

Certificate of Analysis Report
for

GPCC001 Georgia Power Company

Client SDG: 633107 GEL Work Order: 633107

The Qualifiers in this report are defined as follows:

* A quality control analyte recovery is outside of specified acceptance criteria

** Analyte is a Tracer compound

** Analyte is a surrogate compound

U Analyte was analyzed for, but not detected above the MDL, MDA, MDC or LOD.

Where the analytical method has been performed under NELAP certification, the analysis has met all of the requirements of the NELAC standard unless qualified on the Certificate of Analysis.

The designation ND, if present, appears in the result column when the analyte concentration is not detected above the limit as defined in the 'U' qualifier above.

This data report has been prepared and reviewed in accordance with GEL Laboratories LLC standard operating procedures. Please direct any questions to your Project Manager, Erin Trent.

Reviewed by Erin B. Trent

GEL LABORATORIES LLC
2040 Savage Road Charleston SC 29407 - (843) 556-8171 - www.gel.com

Certificate of Analysis

Company : Georgia Power Company, Southern
Address : Company
241 Ralph McGill Blvd NE, Bin 10160

Atlanta, Georgia 30308 Report Date: September 19, 2023

Contact: Joju Abraham

Project: Arkwright CCR Groundwater ComplianceAP3-R

Client Sample ID: ARK-ARGWA-24
Sample ID: 633107001
Matrix: WG
Collect Date: 09-AUG-23
Receive Date: 11-AUG-23
Collector: Client

Project: GPCC00100
Client ID: GPCC001

Parameter	Qualifier	Result	Uncertainty	MDC	TPU	RL	Units	PF	DF	Analyst	Date	Time	Batch	Mtd.
Rad Gas Flow Proportional Counting														
GFPC Ra228, Liquid "As Received"														
Radium-228	U	0.0793	+/-0.626	1.22	+/-0.626	3.00	pCi/L			JE1	08/29/23	1152	2475723	1
Radium-226+Radium-228 Calculation "See Parent Products"														
Radium-226+228 Sum	U	0.251	+/-0.671	1.22	+/-0.672		pCi/L		1	TON1	09/12/23	1142	2476922	2
Rad Radium-226														
Lucas Cell, Ra226, Liquid "As Received"														
Radium-226	U	0.172	+/-0.242	0.401	+/-0.244	1.00	pCi/L			LXP1	09/12/23	0843	2475715	3

The following Analytical Methods were performed

Method	Description
1	EPA 904.0/SW846 9320 Modified
2	Calculation
3	EPA 903.1 Modified

Surrogate/Tracer Recovery	Test	Batch ID	Recovery%	Acceptable Limits
Barium-133 Tracer	GFPC Ra228, Liquid "As Received"	2475723	79.3	(15%-125%)

Notes:

The MDC is a sample specific MDC.
TPU and Counting Uncertainty are calculated at the 95% confidence level (1.96-sigma).

Column headers are defined as follows:

DF: Dilution Factor
DL: Detection Limit
Lc/LC: Critical Level
MDA: Minimum Detectable Activity
MDC: Minimum Detectable Concentration
Mtd.: Method
PF: Prep Factor
RL: Reporting Limit
TPU: Total Propagated Uncertainty

GEL LABORATORIES LLC
2040 Savage Road Charleston SC 29407 - (843) 556-8171 - www.gel.com

Certificate of Analysis

Company : Georgia Power Company, Southern
Address : Company
241 Ralph McGill Blvd NE, Bin 10160

Atlanta, Georgia 30308 Report Date: September 19, 2023

Contact: Joju Abraham

Project: Arkwright CCR Groundwater ComplianceAP3-R

Client Sample ID: ARK-AP3-FB-02 Project: GPCC00100
Sample ID: 633107002 Client ID: GPCC001
Matrix: WQ
Collect Date: 09-AUG-23
Receive Date: 11-AUG-23
Collector: Client

Parameter	Qualifier	Result	Uncertainty	MDC	TPU	RL	Units	PF	DF	Analyst	Date	Time	Batch	Mtd.
Rad Gas Flow Proportional Counting														
GFPC Ra228, Liquid "As Received"														
Radium-228	U	-0.343	+/-0.885	1.75	+/-0.885	3.00	pCi/L			JE1	08/29/23	1152	2475723	1
Radium-226+Radium-228 Calculation "See Parent Products"														
Radium-226+228 Sum	U	0.318	+/-0.970	1.75	+/-0.973		pCi/L		1	TON1	09/12/23	1142	2476922	2
Rad Radium-226														
Lucas Cell, Ra226, Liquid "As Received"														
Radium-226	U	0.318	+/-0.398	0.662	+/-0.405	1.00	pCi/L			LXP1	09/12/23	0843	2475715	3

The following Analytical Methods were performed

Method	Description
1	EPA 904.0/SW846 9320 Modified
2	Calculation
3	EPA 903.1 Modified

Surrogate/Tracer Recovery	Test	Batch ID	Recovery%	Acceptable Limits
Barium-133 Tracer	GFPC Ra228, Liquid "As Received"	2475723	84.5	(15%-125%)

Notes:

The MDC is a sample specific MDC.
TPU and Counting Uncertainty are calculated at the 95% confidence level (1.96-sigma).

Column headers are defined as follows:

DF: Dilution Factor
DL: Detection Limit
Lc/LC: Critical Level
MDA: Minimum Detectable Activity
MDC: Minimum Detectable Concentration
Mtd.: Method
PF: Prep Factor
RL: Reporting Limit
TPU: Total Propagated Uncertainty

GEL LABORATORIES LLC
2040 Savage Road Charleston SC 29407 - (843) 556-8171 - www.gel.com

Certificate of Analysis

Company : Georgia Power Company, Southern
Address : Company
241 Ralph McGill Blvd NE, Bin 10160

Atlanta, Georgia 30308 Report Date: September 19, 2023

Contact: Joju Abraham

Project: Arkwright CCR Groundwater ComplianceAP3-R

Client Sample ID: ARK-ARAMW-4 Project: GPCC00100
Sample ID: 633107003 Client ID: GPCC001
Matrix: WG
Collect Date: 09-AUG-23
Receive Date: 11-AUG-23
Collector: Client

Parameter	Qualifier	Result	Uncertainty	MDC	TPU	RL	Units	PF	DF	Analyst	Date	Time	Batch	Mtd.
Rad Gas Flow Proportional Counting														
GFPC Ra228, Liquid "As Received"														
Radium-228		1.81	+/-1.00	1.44	+/-1.10	3.00	pCi/L			JE1	08/29/23	1152	2475723	1
Radium-226+Radium-228 Calculation "See Parent Products"														
Radium-226+228 Sum		2.55	+/-1.15	1.44	+/-1.25		pCi/L		1	TON1	09/12/23	1142	2476922	2
Rad Radium-226														
Lucas Cell, Ra226, Liquid "As Received"														
Radium-226		0.742	+/-0.557	0.732	+/-0.584	1.00	pCi/L			LXP1	09/12/23	0843	2475715	3

The following Analytical Methods were performed

Method	Description
1	EPA 904.0/SW846 9320 Modified
2	Calculation
3	EPA 903.1 Modified

Surrogate/Tracer Recovery	Test	Batch ID	Recovery%	Acceptable Limits
Barium-133 Tracer	GFPC Ra228, Liquid "As Received"	2475723	81.6	(15%-125%)

Notes:

The MDC is a sample specific MDC.
TPU and Counting Uncertainty are calculated at the 95% confidence level (1.96-sigma).

Column headers are defined as follows:

DF: Dilution Factor
DL: Detection Limit
Lc/LC: Critical Level
MDA: Minimum Detectable Activity
MDC: Minimum Detectable Concentration
Mtd.: Method
PF: Prep Factor
RL: Reporting Limit
TPU: Total Propagated Uncertainty

GEL LABORATORIES LLC
2040 Savage Road Charleston SC 29407 - (843) 556-8171 - www.gel.com

Certificate of Analysis

Company : Georgia Power Company, Southern
Address : Company
241 Ralph McGill Blvd NE, Bin 10160

Atlanta, Georgia 30308 Report Date: September 19, 2023

Contact: Joju Abraham

Project: Arkwright CCR Groundwater ComplianceAP3-R

Client Sample ID: ARK-ARGWA-12 Project: GPCC00100
Sample ID: 633107004 Client ID: GPCC001
Matrix: WG
Collect Date: 09-AUG-23
Receive Date: 11-AUG-23
Collector: Client

Parameter	Qualifier	Result	Uncertainty	MDC	TPU	RL	Units	PF	DF	Analyst	Date	Time	Batch	Mtd.
Rad Gas Flow Proportional Counting														
GFPC Ra228, Liquid "As Received"														
Radium-228	U	1.00	+/-0.880	1.41	+/-0.917	3.00	pCi/L			JE1	08/29/23	1152	2475723	1
Radium-226+Radium-228 Calculation "See Parent Products"														
Radium-226+228 Sum		1.45	+/-1.02	1.41	+/-1.06		pCi/L		1	TON1	09/12/23	1142	2476922	2
Rad Radium-226														
Lucas Cell, Ra226, Liquid "As Received"														
Radium-226	U	0.449	+/-0.524	0.860	+/-0.531	1.00	pCi/L			LXP1	09/12/23	0843	2475715	3

The following Analytical Methods were performed

Method	Description
1	EPA 904.0/SW846 9320 Modified
2	Calculation
3	EPA 903.1 Modified

Surrogate/Tracer Recovery	Test	Batch ID	Recovery%	Acceptable Limits
Barium-133 Tracer	GFPC Ra228, Liquid "As Received"	2475723	84.8	(15%-125%)

Notes:

The MDC is a sample specific MDC.
TPU and Counting Uncertainty are calculated at the 95% confidence level (1.96-sigma).

Column headers are defined as follows:

DF: Dilution Factor
DL: Detection Limit
Lc/LC: Critical Level
MDA: Minimum Detectable Activity
MDC: Minimum Detectable Concentration
Mtd.: Method
PF: Prep Factor
RL: Reporting Limit
TPU: Total Propagated Uncertainty

GEL LABORATORIES LLC
2040 Savage Road Charleston SC 29407 - (843) 556-8171 - www.gel.com

Certificate of Analysis

Company : Georgia Power Company, Southern
Address : Company
241 Ralph McGill Blvd NE, Bin 10160

Atlanta, Georgia 30308 Report Date: September 19, 2023

Contact: Joju Abraham

Project: Arkwright CCR Groundwater ComplianceAP3-R

Client Sample ID: ARK-ARGWC-17
Sample ID: 633107005
Matrix: WG
Collect Date: 09-AUG-23
Receive Date: 11-AUG-23
Collector: Client

Project: GPCC00100
Client ID: GPCC001

Parameter	Qualifier	Result	Uncertainty	MDC	TPU	RL	Units	PF	DF	Analyst	Date	Time	Batch	Mtd.
Rad Gas Flow Proportional Counting														
GFPC Ra228, Liquid "As Received"														
Radium-228	U	0.431	+/-1.34	2.37	+/-1.35	3.00	pCi/L			JE1	08/29/23	1152	2475723	1
Radium-226+Radium-228 Calculation "See Parent Products"														
Radium-226+228 Sum	U	1.05	+/-1.43	2.37	+/-1.44		pCi/L		1	TON1	09/12/23	1142	2476922	2
Rad Radium-226														
Lucas Cell, Ra226, Liquid "As Received"														
Radium-226	U	0.616	+/-0.497	0.679	+/-0.510	1.00	pCi/L			LXP1	09/12/23	0843	2475715	3

The following Analytical Methods were performed

Method	Description
1	EPA 904.0/SW846 9320 Modified
2	Calculation
3	EPA 903.1 Modified

Surrogate/Tracer Recovery	Test	Batch ID	Recovery%	Acceptable Limits
Barium-133 Tracer	GFPC Ra228, Liquid "As Received"	2475723	83.8	(15%-125%)

Notes:

The MDC is a sample specific MDC.
TPU and Counting Uncertainty are calculated at the 95% confidence level (1.96-sigma).

Column headers are defined as follows:

DF: Dilution Factor
DL: Detection Limit
Lc/LC: Critical Level
MDA: Minimum Detectable Activity
MDC: Minimum Detectable Concentration
Mtd.: Method
PF: Prep Factor
RL: Reporting Limit
TPU: Total Propagated Uncertainty

GEL LABORATORIES LLC
2040 Savage Road Charleston SC 29407 - (843) 556-8171 - www.gel.com

Certificate of Analysis

Company : Georgia Power Company, Southern
Address : Company
241 Ralph McGill Blvd NE, Bin 10160

Atlanta, Georgia 30308 Report Date: September 19, 2023

Contact: Joju Abraham

Project: Arkwright CCR Groundwater ComplianceAP3-R

Client Sample ID: ARK-AP3-FD-02 Project: GPCC00100
Sample ID: 633107006 Client ID: GPCC001
Matrix: WG
Collect Date: 09-AUG-23
Receive Date: 11-AUG-23
Collector: Client

Parameter	Qualifier	Result	Uncertainty	MDC	TPU	RL	Units	PF	DF	Analyst	Date	Time	Batch	Mtd.
Rad Gas Flow Proportional Counting														
GFPC Ra228, Liquid "As Received"														
Radium-228	U	0.817	+/-1.06	1.80	+/-1.08	3.00	pCi/L			JE1	08/29/23	1152	2475723	1
Radium-226+Radium-228 Calculation "See Parent Products"														
Radium-226+228 Sum	U	1.44	+/-1.16	1.80	+/-1.19		pCi/L		1	TON1	09/12/23	1142	2476922	2
Rad Radium-226														
Lucas Cell, Ra226, Liquid "As Received"														
Radium-226		0.624	+/-0.471	0.582	+/-0.495	1.00	pCi/L			LXP1	09/12/23	0843	2475715	3

The following Analytical Methods were performed

Method	Description
1	EPA 904.0/SW846 9320 Modified
2	Calculation
3	EPA 903.1 Modified

Surrogate/Tracer Recovery	Test	Batch ID	Recovery%	Acceptable Limits
Barium-133 Tracer	GFPC Ra228, Liquid "As Received"	2475723	87.8	(15%-125%)

Notes:

The MDC is a sample specific MDC.
TPU and Counting Uncertainty are calculated at the 95% confidence level (1.96-sigma).

Column headers are defined as follows:

DF: Dilution Factor
DL: Detection Limit
Lc/LC: Critical Level
MDA: Minimum Detectable Activity
MDC: Minimum Detectable Concentration
Mtd.: Method
PF: Prep Factor
RL: Reporting Limit
TPU: Total Propagated Uncertainty

GEL LABORATORIES LLC
2040 Savage Road Charleston SC 29407 - (843) 556-8171 - www.gel.com

Certificate of Analysis

Company : Georgia Power Company, Southern
Address : Company
241 Ralph McGill Blvd NE, Bin 10160

Atlanta, Georgia 30308 Report Date: September 19, 2023

Contact: Joju Abraham

Project: Arkwright CCR Groundwater ComplianceAP3-R

Client Sample ID: ARK-ARGWC-10 Project: GPCC00100
Sample ID: 633107007 Client ID: GPCC001
Matrix: WG
Collect Date: 09-AUG-23
Receive Date: 11-AUG-23
Collector: Client

Parameter	Qualifier	Result	Uncertainty	MDC	TPU	RL	Units	PF	DF	Analyst	Date	Time	Batch	Mtd.
Rad Gas Flow Proportional Counting														
GFPC Ra228, Liquid "As Received"														
Radium-228	U	1.08	+/-1.23	2.06	+/-1.26	3.00	pCi/L			JE1	08/29/23	1152	2475723	1
Radium-226+Radium-228 Calculation "See Parent Products"														
Radium-226+228 Sum		2.22	+/-1.37	2.06	+/-1.41		pCi/L		1	TON1	09/12/23	1142	2476922	2
Rad Radium-226														
Lucas Cell, Ra226, Liquid "As Received"														
Radium-226		1.14	+/-0.608	0.619	+/-0.632	1.00	pCi/L			LXP1	09/12/23	0843	2475715	3

The following Analytical Methods were performed

Method	Description
1	EPA 904.0/SW846 9320 Modified
2	Calculation
3	EPA 903.1 Modified

Surrogate/Tracer Recovery	Test	Batch ID	Recovery%	Acceptable Limits
Barium-133 Tracer	GFPC Ra228, Liquid "As Received"	2475723	83.3	(15%-125%)

Notes:

The MDC is a sample specific MDC.
TPU and Counting Uncertainty are calculated at the 95% confidence level (1.96-sigma).

Column headers are defined as follows:

DF: Dilution Factor
DL: Detection Limit
Lc/LC: Critical Level
MDA: Minimum Detectable Activity
MDC: Minimum Detectable Concentration
Mtd.: Method
PF: Prep Factor
RL: Reporting Limit
TPU: Total Propagated Uncertainty

GEL LABORATORIES LLC
2040 Savage Road Charleston SC 29407 - (843) 556-8171 - www.gel.com

Certificate of Analysis

Company : Georgia Power Company, Southern
Address : Company
241 Ralph McGill Blvd NE, Bin 10160

Atlanta, Georgia 30308 Report Date: September 19, 2023

Contact: Joju Abraham

Project: Arkwright CCR Groundwater ComplianceAP3-R

Client Sample ID: ARK-AP3-FD-03 Project: GPCC00100
Sample ID: 633107008 Client ID: GPCC001
Matrix: WG
Collect Date: 09-AUG-23
Receive Date: 11-AUG-23
Collector: Client

Parameter	Qualifier	Result	Uncertainty	MDC	TPU	RL	Units	PF	DF	Analyst	Date	Time	Batch	Mtd.
Rad Gas Flow Proportional Counting														
GFPC Ra228, Liquid "As Received"														
Radium-228	U	0.0736	+/-0.762	1.43	+/-0.762	3.00	pCi/L			JE1	08/29/23	1153	2475723	1
Radium-226+Radium-228 Calculation "See Parent Products"														
Radium-226+228 Sum	U	0.381	+/-0.841	1.43	+/-0.842		pCi/L		1	TON1	09/12/23	1142	2476922	2
Rad Radium-226														
Lucas Cell, Ra226, Liquid "As Received"														
Radium-226	U	0.308	+/-0.355	0.514	+/-0.358	1.00	pCi/L			LXP1	09/12/23	0842	2475715	3

The following Analytical Methods were performed

Method	Description
1	EPA 904.0/SW846 9320 Modified
2	Calculation
3	EPA 903.1 Modified

Surrogate/Tracer Recovery	Test	Batch ID	Recovery%	Acceptable Limits
Barium-133 Tracer	GFPC Ra228, Liquid "As Received"	2475723	86.7	(15%-125%)

Notes:

The MDC is a sample specific MDC.
TPU and Counting Uncertainty are calculated at the 95% confidence level (1.96-sigma).

Column headers are defined as follows:

DF: Dilution Factor
DL: Detection Limit
Lc/LC: Critical Level
MDA: Minimum Detectable Activity
MDC: Minimum Detectable Concentration
Mtd.: Method
PF: Prep Factor
RL: Reporting Limit
TPU: Total Propagated Uncertainty

GEL LABORATORIES LLC
2040 Savage Road Charleston SC 29407 - (843) 556-8171 - www.gel.com

Certificate of Analysis

Company : Georgia Power Company, Southern
Address : Company
241 Ralph McGill Blvd NE, Bin 10160

Atlanta, Georgia 30308 Report Date: September 19, 2023

Contact: Joju Abraham

Project: Arkwright CCR Groundwater ComplianceAP3-R

Client Sample ID: ARK-ARGWA-13
Sample ID: 633107009
Matrix: WG
Collect Date: 09-AUG-23
Receive Date: 11-AUG-23
Collector: Client

Project: GPCC00100
Client ID: GPCC001

Parameter	Qualifier	Result	Uncertainty	MDC	TPU	RL	Units	PF	DF	Analyst	Date	Time	Batch	Mtd.
Rad Gas Flow Proportional Counting														
GFPC Ra228, Liquid "As Received"														
Radium-228	U	1.05	+/-0.912	1.46	+/-0.951	3.00	pCi/L			JE1	08/29/23	1153	2475723	1
Radium-226+Radium-228 Calculation "See Parent Products"														
Radium-226+228 Sum	U	1.43	+/-1.00	1.46	+/-1.04		pCi/L		1	TON1	09/12/23	1142	2476922	2
Rad Radium-226														
Lucas Cell, Ra226, Liquid "As Received"														
Radium-226	U	0.378	+/-0.419	0.657	+/-0.428	1.00	pCi/L			LXP1	09/12/23	0916	2475715	3

The following Analytical Methods were performed

Method	Description
1	EPA 904.0/SW846 9320 Modified
2	Calculation
3	EPA 903.1 Modified

Surrogate/Tracer Recovery	Test	Batch ID	Recovery%	Acceptable Limits
Barium-133 Tracer	GFPC Ra228, Liquid "As Received"	2475723	74.3	(15%-125%)

Notes:

The MDC is a sample specific MDC.
TPU and Counting Uncertainty are calculated at the 95% confidence level (1.96-sigma).

Column headers are defined as follows:

DF: Dilution Factor
DL: Detection Limit
Lc/LC: Critical Level
MDA: Minimum Detectable Activity
MDC: Minimum Detectable Concentration
Mtd.: Method
PF: Prep Factor
RL: Reporting Limit
TPU: Total Propagated Uncertainty

GEL LABORATORIES LLC
2040 Savage Road Charleston SC 29407 - (843) 556-8171 - www.gel.com

Certificate of Analysis

Company : Georgia Power Company, Southern
Address : Company
241 Ralph McGill Blvd NE, Bin 10160

Atlanta, Georgia 30308 Report Date: September 19, 2023

Contact: Joju Abraham

Project: Arkwright CCR Groundwater ComplianceAP3-R

Client Sample ID: ARK-ARGWA-3 Project: GPCC00100
Sample ID: 633107010 Client ID: GPCC001
Matrix: WG
Collect Date: 09-AUG-23
Receive Date: 11-AUG-23
Collector: Client

Parameter	Qualifier	Result	Uncertainty	MDC	TPU	RL	Units	PF	DF	Analyst	Date	Time	Batch	Mtd.
Rad Gas Flow Proportional Counting														
GFPC Ra228, Liquid "As Received"														
Radium-228	U	-0.0317	+/-0.645	1.28	+/-0.646	3.00	pCi/L			JE1	08/29/23	1153	2475723	1
Radium-226+Radium-228 Calculation "See Parent Products"														
Radium-226+228 Sum	U	0.426	+/-0.749	1.28	+/-0.755		pCi/L		1	TON1	09/12/23	1142	2476922	2
Rad Radium-226														
Lucas Cell, Ra226, Liquid "As Received"														
Radium-226	U	0.426	+/-0.380	0.453	+/-0.391	1.00	pCi/L			LXP1	09/12/23	0916	2475715	3

The following Analytical Methods were performed

Method	Description
1	EPA 904.0/SW846 9320 Modified
2	Calculation
3	EPA 903.1 Modified

Surrogate/Tracer Recovery	Test	Batch ID	Recovery%	Acceptable Limits
Barium-133 Tracer	GFPC Ra228, Liquid "As Received"	2475723	91.9	(15%-125%)

Notes:

The MDC is a sample specific MDC.
TPU and Counting Uncertainty are calculated at the 95% confidence level (1.96-sigma).

Column headers are defined as follows:

DF: Dilution Factor
DL: Detection Limit
Lc/LC: Critical Level
MDA: Minimum Detectable Activity
MDC: Minimum Detectable Concentration
Mtd.: Method
PF: Prep Factor
RL: Reporting Limit
TPU: Total Propagated Uncertainty

GEL LABORATORIES LLC
2040 Savage Road Charleston SC 29407 - (843) 556-8171 - www.gel.com

Certificate of Analysis

Company : Georgia Power Company, Southern
Address : Company
241 Ralph McGill Blvd NE, Bin 10160

Atlanta, Georgia 30308 Report Date: September 19, 2023

Contact: Joju Abraham

Project: Arkwright CCR Groundwater ComplianceAP3-R

Client Sample ID: ARK-AP3-EB-02
Sample ID: 633107011
Matrix: WQ
Collect Date: 09-AUG-23
Receive Date: 11-AUG-23
Collector: Client

Project: GPCC00100
Client ID: GPCC001

Parameter	Qualifier	Result	Uncertainty	MDC	TPU	RL	Units	PF	DF	Analyst	Date	Time	Batch	Mtd.
Rad Gas Flow Proportional Counting														
GFPC Ra228, Liquid "As Received"														
Radium-228	U	-0.232	+/-0.905	1.80	+/-0.905	3.00	pCi/L			JE1	08/29/23	1153	2475723	1
Radium-226+Radium-228 Calculation "See Parent Products"														
Radium-226+228 Sum	U	0.181	+/-0.957	1.80	+/-0.958		pCi/L		1	TON1	09/12/23	1142	2476922	2
Rad Radium-226														
Lucas Cell, Ra226, Liquid "As Received"														
Radium-226	U	0.181	+/-0.309	0.575	+/-0.312	1.00	pCi/L			LXP1	09/12/23	0916	2475715	3

The following Analytical Methods were performed

Method	Description
1	EPA 904.0/SW846 9320 Modified
2	Calculation
3	EPA 903.1 Modified

Surrogate/Tracer Recovery	Test	Batch ID	Recovery%	Acceptable Limits
Barium-133 Tracer	GFPC Ra228, Liquid "As Received"	2475723	72.4	(15%-125%)

Notes:

The MDC is a sample specific MDC.
TPU and Counting Uncertainty are calculated at the 95% confidence level (1.96-sigma).

Column headers are defined as follows:

DF: Dilution Factor
DL: Detection Limit
Lc/LC: Critical Level
MDA: Minimum Detectable Activity
MDC: Minimum Detectable Concentration
Mtd.: Method
PF: Prep Factor
RL: Reporting Limit
TPU: Total Propagated Uncertainty

GEL LABORATORIES LLC
2040 Savage Road Charleston SC 29407 - (843) 556-8171 - www.gel.com

Certificate of Analysis

Company : Georgia Power Company, Southern
Address : Company
241 Ralph McGill Blvd NE, Bin 10160

Atlanta, Georgia 30308 Report Date: September 19, 2023

Contact: Joju Abraham

Project: Arkwright CCR Groundwater ComplianceAP3-R

Client Sample ID: ARK-ARGWC-15
Sample ID: 633107012
Matrix: WG
Collect Date: 10-AUG-23
Receive Date: 11-AUG-23
Collector: Client

Project: GPCC00100
Client ID: GPCC001

Parameter	Qualifier	Result	Uncertainty	MDC	TPU	RL	Units	PF	DF	Analyst	Date	Time	Batch	Mtd.
Rad Gas Flow Proportional Counting														
GFPC Ra228, Liquid "As Received"														
Radium-228	U	1.64	+/-1.20	1.86	+/-1.27	3.00	pCi/L			JE1	08/29/23	1450	2475723	1
Radium-226+Radium-228 Calculation "See Parent Products"														
Radium-226+228 Sum		2.75	+/-1.34	1.86	+/-1.42		pCi/L		1	TON1	09/12/23	1142	2476922	2
Rad Radium-226														
Lucas Cell, Ra226, Liquid "As Received"														
Radium-226		1.11	+/-0.608	0.480	+/-0.639	1.00	pCi/L			LXP1	09/12/23	0916	2475715	3

The following Analytical Methods were performed

Method	Description
1	EPA 904.0/SW846 9320 Modified
2	Calculation
3	EPA 903.1 Modified

Surrogate/Tracer Recovery	Test	Batch ID	Recovery%	Acceptable Limits
Barium-133 Tracer	GFPC Ra228, Liquid "As Received"	2475723	85.5	(15%-125%)

Notes:

The MDC is a sample specific MDC.
TPU and Counting Uncertainty are calculated at the 95% confidence level (1.96-sigma).

Column headers are defined as follows:

DF: Dilution Factor
DL: Detection Limit
Lc/LC: Critical Level
MDA: Minimum Detectable Activity
MDC: Minimum Detectable Concentration
Mtd.: Method
PF: Prep Factor
RL: Reporting Limit
TPU: Total Propagated Uncertainty

GEL LABORATORIES LLC
2040 Savage Road Charleston SC 29407 - (843) 556-8171 - www.gel.com

Certificate of Analysis

Company : Georgia Power Company, Southern
Address : Company
241 Ralph McGill Blvd NE, Bin 10160

Atlanta, Georgia 30308 Report Date: September 19, 2023

Contact: Joju Abraham

Project: Arkwright CCR Groundwater ComplianceAP3-R

Client Sample ID: ARK-AP3-FB-03 Project: GPCC00100
Sample ID: 633107013 Client ID: GPCC001
Matrix: WQ
Collect Date: 10-AUG-23
Receive Date: 11-AUG-23
Collector: Client

Parameter	Qualifier	Result	Uncertainty	MDC	TPU	RL	Units	PF	DF	Analyst	Date	Time	Batch	Mtd.
Rad Gas Flow Proportional Counting														
GFPC Ra228, Liquid "As Received"														
Radium-228	U	0.440	+/-0.790	1.39	+/-0.798	3.00	pCi/L			JE1	08/29/23	1153	2475723	1
Radium-226+Radium-228 Calculation "See Parent Products"														
Radium-226+228 Sum	U	0.572	+/-0.841	1.39	+/-0.849		pCi/L		1	TON1	09/12/23	1142	2476922	2
Rad Radium-226														
Lucas Cell, Ra226, Liquid "As Received"														
Radium-226	U	0.132	+/-0.289	0.574	+/-0.291	1.00	pCi/L			LXP1	09/12/23	0916	2475715	3

The following Analytical Methods were performed

Method	Description
1	EPA 904.0/SW846 9320 Modified
2	Calculation
3	EPA 903.1 Modified

Surrogate/Tracer Recovery	Test	Batch ID	Recovery%	Acceptable Limits
Barium-133 Tracer	GFPC Ra228, Liquid "As Received"	2475723	82.7	(15%-125%)

Notes:

The MDC is a sample specific MDC.
TPU and Counting Uncertainty are calculated at the 95% confidence level (1.96-sigma).

Column headers are defined as follows:

DF: Dilution Factor
DL: Detection Limit
Lc/LC: Critical Level
MDA: Minimum Detectable Activity
MDC: Minimum Detectable Concentration
Mtd.: Method
PF: Prep Factor
RL: Reporting Limit
TPU: Total Propagated Uncertainty

GEL LABORATORIES LLC
2040 Savage Road Charleston SC 29407 - (843) 556-8171 - www.gel.com

Certificate of Analysis

Company : Georgia Power Company, Southern
Address : Company
241 Ralph McGill Blvd NE, Bin 10160

Atlanta, Georgia 30308 Report Date: September 19, 2023

Contact: Joju Abraham

Project: Arkwright CCR Groundwater ComplianceAP3-R

Client Sample ID: ARK-ARGWC-9 Project: GPCC00100
Sample ID: 633107014 Client ID: GPCC001
Matrix: WG
Collect Date: 10-AUG-23
Receive Date: 11-AUG-23
Collector: Client

Parameter	Qualifier	Result	Uncertainty	MDC	TPU	RL	Units	PF	DF	Analyst	Date	Time	Batch	Mtd.
Rad Gas Flow Proportional Counting														
GFPC Ra228, Liquid "As Received"														
Radium-228	U	-0.400	+/-1.01	1.95	+/-1.01	3.00	pCi/L			JE1	08/29/23	1153	2475723	1
Radium-226+Radium-228 Calculation "See Parent Products"														
Radium-226+228 Sum	U	0.492	+/-1.09	1.95	+/-1.09		pCi/L		1	TON1	09/12/23	1142	2476922	2
Rad Radium-226														
Lucas Cell, Ra226, Liquid "As Received"														
Radium-226	U	0.492	+/-0.401	0.520	+/-0.413	1.00	pCi/L			LXP1	09/12/23	0916	2475715	3

The following Analytical Methods were performed

Method	Description
1	EPA 904.0/SW846 9320 Modified
2	Calculation
3	EPA 903.1 Modified

Surrogate/Tracer Recovery	Test	Batch ID	Recovery%	Acceptable Limits
Barium-133 Tracer	GFPC Ra228, Liquid "As Received"	2475723	81.3	(15%-125%)

Notes:

The MDC is a sample specific MDC.
TPU and Counting Uncertainty are calculated at the 95% confidence level (1.96-sigma).

Column headers are defined as follows:

DF: Dilution Factor
DL: Detection Limit
Lc/LC: Critical Level
MDA: Minimum Detectable Activity
MDC: Minimum Detectable Concentration
Mtd.: Method
PF: Prep Factor
RL: Reporting Limit
TPU: Total Propagated Uncertainty

GEL LABORATORIES LLC
2040 Savage Road Charleston SC 29407 - (843) 556-8171 - www.gel.com

Certificate of Analysis

Company : Georgia Power Company, Southern
Address : Company
241 Ralph McGill Blvd NE, Bin 10160

Atlanta, Georgia 30308 Report Date: September 19, 2023

Contact: Joju Abraham

Project: Arkwright CCR Groundwater ComplianceAP3-R

Client Sample ID: ARK-ARGWC-8
Sample ID: 633107015
Matrix: WG
Collect Date: 10-AUG-23
Receive Date: 11-AUG-23
Collector: Client

Project: GPCC00100
Client ID: GPCC001

Parameter	Qualifier	Result	Uncertainty	MDC	TPU	RL	Units	PF	DF	Analyst	Date	Time	Batch	Mtd.
Rad Gas Flow Proportional Counting														
GFPC Ra228, Liquid "As Received"														
Radium-228	U	0.171	+/-0.933	1.71	+/-0.934	3.00	pCi/L			JE1	08/29/23	1153	2475723	1
Radium-226+Radium-228 Calculation "See Parent Products"														
Radium-226+228 Sum	U	0.680	+/-1.04	1.71	+/-1.04		pCi/L		1	TON1	09/12/23	1142	2476922	2
Rad Radium-226														
Lucas Cell, Ra226, Liquid "As Received"														
Radium-226	U	0.509	+/-0.454	0.621	+/-0.461	1.00	pCi/L			LXP1	09/12/23	0916	2475715	3

The following Analytical Methods were performed

Method	Description
1	EPA 904.0/SW846 9320 Modified
2	Calculation
3	EPA 903.1 Modified

Surrogate/Tracer Recovery	Test	Batch ID	Recovery%	Acceptable Limits
Barium-133 Tracer	GFPC Ra228, Liquid "As Received"	2475723	85.9	(15%-125%)

Notes:

The MDC is a sample specific MDC.
TPU and Counting Uncertainty are calculated at the 95% confidence level (1.96-sigma).

Column headers are defined as follows:

DF: Dilution Factor
DL: Detection Limit
Lc/LC: Critical Level
MDA: Minimum Detectable Activity
MDC: Minimum Detectable Concentration
Mtd.: Method
PF: Prep Factor
RL: Reporting Limit
TPU: Total Propagated Uncertainty

GEL LABORATORIES LLC
2040 Savage Road Charleston SC 29407 - (843) 556-8171 - www.gel.com

Certificate of Analysis

Company : Georgia Power Company, Southern
Address : Company
241 Ralph McGill Blvd NE, Bin 10160

Atlanta, Georgia 30308 Report Date: September 19, 2023

Contact: Joju Abraham

Project: Arkwright CCR Groundwater ComplianceAP3-R

Client Sample ID: ARK-ARGWA-14
Sample ID: 633107016
Matrix: WG
Collect Date: 10-AUG-23
Receive Date: 11-AUG-23
Collector: Client

Project: GPCC00100
Client ID: GPCC001

Parameter	Qualifier	Result	Uncertainty	MDC	TPU	RL	Units	PF	DF	Analyst	Date	Time	Batch	Mtd.
Rad Gas Flow Proportional Counting														
GFPC Ra228, Liquid "As Received"														
Radium-228	U	0.391	+/-0.702	1.24	+/-0.709	3.00	pCi/L			JE1	08/29/23	1153	2475723	1
Radium-226+Radium-228 Calculation "See Parent Products"														
Radium-226+228 Sum	U	0.641	+/-0.855	1.24	+/-0.862		pCi/L		1	TON1	09/12/23	1142	2476922	2
Rad Radium-226														
Lucas Cell, Ra226, Liquid "As Received"														
Radium-226	U	0.250	+/-0.489	0.920	+/-0.491	1.00	pCi/L			LXP1	09/12/23	0916	2475715	3

The following Analytical Methods were performed

Method	Description
1	EPA 904.0/SW846 9320 Modified
2	Calculation
3	EPA 903.1 Modified

Surrogate/Tracer Recovery	Test	Batch ID	Recovery%	Acceptable Limits
Barium-133 Tracer	GFPC Ra228, Liquid "As Received"	2475723	88.1	(15%-125%)

Notes:

The MDC is a sample specific MDC.
TPU and Counting Uncertainty are calculated at the 95% confidence level (1.96-sigma).

Column headers are defined as follows:

DF: Dilution Factor
DL: Detection Limit
Lc/LC: Critical Level
MDA: Minimum Detectable Activity
MDC: Minimum Detectable Concentration
Mtd.: Method
PF: Prep Factor
RL: Reporting Limit
TPU: Total Propagated Uncertainty

GEL LABORATORIES LLC
2040 Savage Road Charleston SC 29407 - (843) 556-8171 - www.gel.com

Certificate of Analysis

Company : Georgia Power Company, Southern
Address : Company
241 Ralph McGill Blvd NE, Bin 10160

Atlanta, Georgia 30308 Report Date: September 19, 2023

Contact: Joju Abraham

Project: Arkwright CCR Groundwater ComplianceAP3-R

Client Sample ID: ARK-AP3-EB-03
Sample ID: 633107017
Matrix: WQ
Collect Date: 10-AUG-23
Receive Date: 11-AUG-23
Collector: Client

Project: GPCC00100
Client ID: GPCC001

Parameter	Qualifier	Result	Uncertainty	MDC	TPU	RL	Units	PF	DF	Analyst	Date	Time	Batch	Mtd.
Rad Gas Flow Proportional Counting														
GFPC Ra228, Liquid "As Received"														
Radium-228	U	0.910	+/-0.926	1.53	+/-0.954	3.00	pCi/L			JE1	08/29/23	1153	2475723	1
Radium-226+Radium-228 Calculation "See Parent Products"														
Radium-226+228 Sum	U	0.910	+/-0.992	1.53	+/-1.02		pCi/L		1	TON1	09/12/23	1142	2476922	2
Rad Radium-226														
Lucas Cell, Ra226, Liquid "As Received"														
Radium-226	U	-0.0416	+/-0.355	0.876	+/-0.355	1.00	pCi/L			LXP1	09/12/23	0934	2475715	3

The following Analytical Methods were performed

Method	Description
1	EPA 904.0/SW846 9320 Modified
2	Calculation
3	EPA 903.1 Modified

Surrogate/Tracer Recovery	Test	Batch ID	Recovery%	Acceptable Limits
Barium-133 Tracer	GFPC Ra228, Liquid "As Received"	2475723	83.7	(15%-125%)

Notes:

The MDC is a sample specific MDC.
TPU and Counting Uncertainty are calculated at the 95% confidence level (1.96-sigma).

Column headers are defined as follows:

DF: Dilution Factor
DL: Detection Limit
Lc/LC: Critical Level
MDA: Minimum Detectable Activity
MDC: Minimum Detectable Concentration
Mtd.: Method
PF: Prep Factor
RL: Reporting Limit
TPU: Total Propagated Uncertainty

GEL LABORATORIES LLC
2040 Savage Road Charleston SC 29407 - (843) 556-8171 - www.gel.com

Certificate of Analysis

Company : Georgia Power Company, Southern
Address : Company
241 Ralph McGill Blvd NE, Bin 10160

Atlanta, Georgia 30308 Report Date: September 19, 2023

Contact: Joju Abraham

Project: Arkwright CCR Groundwater ComplianceAP3-R

Client Sample ID: ARK-ARGWC-18
Sample ID: 633107018
Matrix: WG
Collect Date: 10-AUG-23
Receive Date: 11-AUG-23
Collector: Client

Project: GPCC00100
Client ID: GPCC001

Parameter	Qualifier	Result	Uncertainty	MDC	TPU	RL	Units	PF	DF	Analyst	Date	Time	Batch	Mtd.
Rad Gas Flow Proportional Counting														
GFPC Ra228, Liquid "As Received"														
Radium-228	U	1.49	+/-1.30	2.09	+/-1.36	3.00	pCi/L			JE1	08/29/23	1450	2475723	1
Radium-226+Radium-228 Calculation "See Parent Products"														
Radium-226+228 Sum	U	1.65	+/-1.36	2.09	+/-1.41		pCi/L		1	TON1	09/12/23	1142	2476922	2
Rad Radium-226														
Lucas Cell, Ra226, Liquid "As Received"														
Radium-226	U	0.155	+/-0.388	0.776	+/-0.389	1.00	pCi/L			LXP1	09/12/23	0934	2475715	3

The following Analytical Methods were performed

Method	Description
1	EPA 904.0/SW846 9320 Modified
2	Calculation
3	EPA 903.1 Modified

Surrogate/Tracer Recovery	Test	Batch ID	Recovery%	Acceptable Limits
Barium-133 Tracer	GFPC Ra228, Liquid "As Received"	2475723	88	(15%-125%)

Notes:

The MDC is a sample specific MDC.
TPU and Counting Uncertainty are calculated at the 95% confidence level (1.96-sigma).

Column headers are defined as follows:

DF: Dilution Factor
DL: Detection Limit
Lc/LC: Critical Level
MDA: Minimum Detectable Activity
MDC: Minimum Detectable Concentration
Mtd.: Method
PF: Prep Factor
RL: Reporting Limit
TPU: Total Propagated Uncertainty

GEL LABORATORIES LLC
2040 Savage Road Charleston SC 29407 - (843) 556-8171 - www.gel.com

Certificate of Analysis

Company : Georgia Power Company, Southern
Address : Company
241 Ralph McGill Blvd NE, Bin 10160

Atlanta, Georgia 30308 Report Date: September 19, 2023

Contact: Joju Abraham

Project: Arkwright CCR Groundwater ComplianceAP3-R

Client Sample ID: ARK-ARGWC-7
Sample ID: 633107019
Matrix: WG
Collect Date: 10-AUG-23
Receive Date: 11-AUG-23
Collector: Client

Project: GPCC00100
Client ID: GPCC001

Parameter	Qualifier	Result	Uncertainty	MDC	TPU	RL	Units	PF	DF	Analyst	Date	Time	Batch	Mtd.
Rad Gas Flow Proportional Counting														
GFPC Ra228, Liquid "As Received"														
Radium-228	U	0.706	+/-1.12	1.94	+/-1.14	3.00	pCi/L			JE1	08/29/23	1154	2475723	1
Radium-226+Radium-228 Calculation "See Parent Products"														
Radium-226+228 Sum	U	1.27	+/-1.21	1.94	+/-1.23		pCi/L		1	TON1	09/12/23	1142	2476922	2
Rad Radium-226														
Lucas Cell, Ra226, Liquid "As Received"														
Radium-226	U	0.561	+/-0.458	0.594	+/-0.468	1.00	pCi/L			LXP1	09/12/23	0934	2475715	3

The following Analytical Methods were performed

Method	Description
1	EPA 904.0/SW846 9320 Modified
2	Calculation
3	EPA 903.1 Modified

Surrogate/Tracer Recovery	Test	Batch ID	Recovery%	Acceptable Limits
Barium-133 Tracer	GFPC Ra228, Liquid "As Received"	2475723	85.5	(15%-125%)

Notes:

The MDC is a sample specific MDC.
TPU and Counting Uncertainty are calculated at the 95% confidence level (1.96-sigma).

Column headers are defined as follows:

DF: Dilution Factor
DL: Detection Limit
Lc/LC: Critical Level
MDA: Minimum Detectable Activity
MDC: Minimum Detectable Concentration
Mtd.: Method
PF: Prep Factor
RL: Reporting Limit
TPU: Total Propagated Uncertainty

GEL LABORATORIES LLC
2040 Savage Road Charleston SC 29407 - (843) 556-8171 - www.gel.com

Certificate of Analysis

Company : Georgia Power Company, Southern
Address : Company
241 Ralph McGill Blvd NE, Bin 10160

Atlanta, Georgia 30308 Report Date: September 19, 2023

Contact: Joju Abraham

Project: Arkwright CCR Groundwater ComplianceAP3-R

Client Sample ID: ARK-ARGWA-5
Sample ID: 633107020
Matrix: WG
Collect Date: 10-AUG-23
Receive Date: 11-AUG-23
Collector: Client

Project: GPCC00100
Client ID: GPCC001

Parameter	Qualifier	Result	Uncertainty	MDC	TPU	RL	Units	PF	DF	Analyst	Date	Time	Batch	Mtd.
Rad Gas Flow Proportional Counting														
GFPC Ra228, Liquid "As Received"														
Radium-228	U	0.295	+/-0.667	1.21	+/-0.671	3.00	pCi/L			JE1	08/29/23	1154	2475723	1
Radium-226+Radium-228 Calculation "See Parent Products"														
Radium-226+228 Sum		1.63	+/-1.05	1.21	+/-1.07		pCi/L		1	TON1	09/12/23	1142	2476922	2
Rad Radium-226														
Lucas Cell, Ra226, Liquid "As Received"														
Radium-226		1.34	+/-0.806	0.927	+/-0.832	1.00	pCi/L			LXP1	09/12/23	0934	2475715	3

The following Analytical Methods were performed

Method	Description
1	EPA 904.0/SW846 9320 Modified
2	Calculation
3	EPA 903.1 Modified

Surrogate/Tracer Recovery	Test	Batch ID	Recovery%	Acceptable Limits
Barium-133 Tracer	GFPC Ra228, Liquid "As Received"	2475723	81.2	(15%-125%)

Notes:

The MDC is a sample specific MDC.
TPU and Counting Uncertainty are calculated at the 95% confidence level (1.96-sigma).

Column headers are defined as follows:

DF: Dilution Factor
DL: Detection Limit
Lc/LC: Critical Level
MDA: Minimum Detectable Activity
MDC: Minimum Detectable Concentration
Mtd.: Method
PF: Prep Factor
RL: Reporting Limit
TPU: Total Propagated Uncertainty

GEL LABORATORIES LLC
2040 Savage Road Charleston SC 29407 - (843) 556-8171 - www.gel.com

Certificate of Analysis

Company : Georgia Power Company, Southern
Address : Company
241 Ralph McGill Blvd NE, Bin 10160

Atlanta, Georgia 30308 Report Date: September 19, 2023

Contact: Joju Abraham

Project: Arkwright CCR Groundwater ComplianceAP3-R

Client Sample ID: ARK-ARGWC-16
Sample ID: 633107021
Matrix: WG
Collect Date: 10-AUG-23
Receive Date: 11-AUG-23
Collector: Client

Project: GPCC00100
Client ID: GPCC001

Parameter	Qualifier	Result	Uncertainty	MDC	TPU	RL	Units	PF	DF	Analyst	Date	Time	Batch	Mtd.
Rad Gas Flow Proportional Counting														
GFPC Ra228, Liquid "As Received"														
Radium-228	U	-2.75	+/-1.01	2.38	+/-1.01	3.00	pCi/L			JE1	08/23/23	0928	2477579	1
Radium-226+Radium-228 Calculation "See Parent Products"														
Radium-226+228 Sum	U	0.340	+/-1.07	2.38	+/-1.07		pCi/L		1	LXB3	09/06/23	1109	2476923	2
Rad Radium-226														
Lucas Cell, Ra226, Liquid "As Received"														
Radium-226	U	0.340	+/-0.340	0.442	+/-0.349	1.00	pCi/L			LXP1	09/05/23	0804	2477571	3

The following Analytical Methods were performed

Method	Description
1	EPA 904.0/SW846 9320 Modified
2	Calculation
3	EPA 903.1 Modified

Surrogate/Tracer Recovery	Test	Batch ID	Recovery%	Acceptable Limits
Barium-133 Tracer	GFPC Ra228, Liquid "As Received"	2477579	81	(15%-125%)

Notes:

The MDC is a sample specific MDC.
TPU and Counting Uncertainty are calculated at the 95% confidence level (1.96-sigma).

Column headers are defined as follows:

DF: Dilution Factor
DL: Detection Limit
Lc/LC: Critical Level
MDA: Minimum Detectable Activity
MDC: Minimum Detectable Concentration
Mtd.: Method
PF: Prep Factor
RL: Reporting Limit
TPU: Total Propagated Uncertainty

Radiochemistry
Technical Case Narrative
Georgia Power Company
SDG #: 633107

Product: **Radium-226+Radium-228 Calculation**
Analytical Method: Calculation
Analytical Procedure: GL-RAD-D-003 REV# 45
Analytical Batch: 2476922

The following samples were analyzed using the above methods and analytical procedure(s).

GEL Sample ID#	Client Sample Identification
633107001	ARK-ARGWA-24
633107002	ARK-AP3-FB-02
633107003	ARK-ARAMW-4
633107004	ARK-ARGWA-12
633107005	ARK-ARGWC-17
633107006	ARK-AP3-FD-02
633107007	ARK-ARGWC-10
633107008	ARK-AP3-FD-03
633107009	ARK-ARGWA-13
633107010	ARK-ARGWA-3
633107011	ARK-AP3-EB-02
633107012	ARK-ARGWC-15
633107013	ARK-AP3-FB-03
633107014	ARK-ARGWC-9
633107015	ARK-ARGWC-8
633107016	ARK-ARGWA-14
633107017	ARK-AP3-EB-03
633107018	ARK-ARGWC-18
633107019	ARK-ARGWC-7
633107020	ARK-ARGWA-5

The samples in this SDG were analyzed on an "as received" basis.

Data Summary:

There are no exceptions, anomalies or deviations from the specified methods. All sample data provided in this report met the acceptance criteria specified in the analytical methods and procedures for initial calibration, continuing calibration, instrument controls and process controls where applicable.

Product: **Radium-226+Radium-228 Calculation**
Analytical Method: Calculation
Analytical Procedure: GL-RAD-D-003 REV# 45
Analytical Batch: 2476923

The following samples were analyzed using the above methods and analytical procedure(s).

GEL Sample ID#	Client Sample Identification
633107021	ARK-ARGWC-16

The samples in this SDG were analyzed on an "as received" basis.

Data Summary:

There are no exceptions, anomalies or deviations from the specified methods. All sample data provided in this report met the acceptance criteria specified in the analytical methods and procedures for initial calibration, continuing calibration, instrument controls and process controls where applicable.

Product: **GFPC Ra228, Liquid**
Analytical Method: EPA 904.0/SW846 9320 Modified
Analytical Procedure: GL-RAD-A-063 REV# 5
Analytical Batch: 2475723

The following samples were analyzed using the above methods and analytical procedure(s).

GEL Sample ID#	Client Sample Identification
633107001	ARK-ARGWA-24
633107002	ARK-AP3-FB-02
633107003	ARK-ARAMW-4
633107004	ARK-ARGWA-12
633107005	ARK-ARGWC-17
633107006	ARK-AP3-FD-02
633107007	ARK-ARGWC-10
633107008	ARK-AP3-FD-03
633107009	ARK-ARGWA-13
633107010	ARK-ARGWA-3
633107011	ARK-AP3-EB-02
633107012	ARK-ARGWC-15
633107013	ARK-AP3-FB-03
633107014	ARK-ARGWC-9
633107015	ARK-ARGWC-8
633107016	ARK-ARGWA-14
633107017	ARK-AP3-EB-03
633107018	ARK-ARGWC-18
633107019	ARK-ARGWC-7
633107020	ARK-ARGWA-5
1205486944	Method Blank (MB)
1205486945	633107001(ARK-ARGWA-24) Sample Duplicate (DUP)
1205486946	Laboratory Control Sample (LCS)

The samples in this SDG were analyzed on an "as received" basis.

Data Summary:

All sample data provided in this report met the acceptance criteria specified in the analytical methods and procedures for initial calibration, continuing calibration, instrument controls and process controls where applicable, with the following exceptions.

Technical Information

Recounts
Samples 633107012 (ARK-ARGWC-15) and 633107018 (ARK-ARGWC-18) were recounted to verify sample results. Recounts are reported.

Product: **GFPC Ra228, Liquid**
Analytical Method: EPA 904.0/SW846 9320 Modified
Analytical Procedure: GL-RAD-A-063 REV# 5
Analytical Batch: 2477579

The following samples were analyzed using the above methods and analytical procedure(s).

GEL Sample ID#	Client Sample Identification
633107021	ARK-ARGWC-16
1205490060	Method Blank (MB)
1205490061	633107021(ARK-ARGWC-16) Sample Duplicate (DUP)
1205490062	Laboratory Control Sample (LCS)

The samples in this SDG were analyzed on an "as received" basis.

Data Summary:

All sample data provided in this report met the acceptance criteria specified in the analytical methods and procedures for initial calibration, continuing calibration, instrument controls and process controls where applicable, with the following exceptions.

Quality Control (QC) Information

Method Blank Criteria
The blank result (See Below) is greater than the MDC but less than the required detection limit.

Sample	Analyte	Value
1205490060 (MB)	Radium-228	Result: 2.75 pCi/L > MDA: 1.51 pCi/L <= RDL: 3.00 pCi/L

Technical Information

Negative > 3 sigma TPU
Sample result was more negative than the three sigma TPU. The background control chart was examined and the detector was determined to be fully functional.

Sample	Analyte	Value
633107021 (ARK-ARGWC-16)	Radium-228	Negative Result > 3 sigma value

Product: **Lucas Cell, Ra226, Liquid**
Analytical Method: EPA 903.1 Modified
Analytical Procedure: GL-RAD-A-008 REV# 15
Analytical Batch: 2475715

The following samples were analyzed using the above methods and analytical procedure(s).

GEL Sample ID#	Client Sample Identification
633107001	ARK-ARGWA-24
633107002	ARK-AP3-FB-02
633107003	ARK-ARAMW-4
633107004	ARK-ARGWA-12
633107005	ARK-ARGWC-17
633107006	ARK-AP3-FD-02
633107007	ARK-ARGWC-10
633107008	ARK-AP3-FD-03
633107009	ARK-ARGWA-13
633107010	ARK-ARGWA-3
633107011	ARK-AP3-EB-02
633107012	ARK-ARGWC-15
633107013	ARK-AP3-FB-03
633107014	ARK-ARGWC-9
633107015	ARK-ARGWC-8
633107016	ARK-ARGWA-14
633107017	ARK-AP3-EB-03
633107018	ARK-ARGWC-18
633107019	ARK-ARGWC-7
633107020	ARK-ARGWA-5
1205486916	Method Blank (MB)
1205486917	633107001(ARK-ARGWA-24) Sample Duplicate (DUP)
1205486918	633107001(ARK-ARGWA-24) Matrix Spike (MS)
1205486919	Laboratory Control Sample (LCS)

The samples in this SDG were analyzed on an "as received" basis.

Data Summary:

All sample data provided in this report met the acceptance criteria specified in the analytical methods and procedures for initial calibration, continuing calibration, instrument controls and process controls where applicable, with the following exceptions.

Miscellaneous Information

Additional Comments
The matrix spike, 1205486918 (ARK-ARGWA-24MS), aliquot was reduced to conserve sample volume.

Product: **Lucas Cell, Ra226, Liquid**
Analytical Method: EPA 903.1 Modified
Analytical Procedure: GL-RAD-A-008 REV# 15
Analytical Batch: 2477571

The following samples were analyzed using the above methods and analytical procedure(s).

GEL Sample ID#	Client Sample Identification
633107021	ARK-ARGWC-16
1205490046	Method Blank (MB)
1205490047	633189001(NonSDG) Sample Duplicate (DUP)
1205490048	633189001(NonSDG) Matrix Spike (MS)
1205490049	Laboratory Control Sample (LCS)

The samples in this SDG were analyzed on an "as received" basis.

Data Summary:

All sample data provided in this report met the acceptance criteria specified in the analytical methods and procedures for initial calibration, continuing calibration, instrument controls and process controls where applicable, with the following exceptions.

Miscellaneous Information

Additional Comments
The matrix spike, 1205490048 (Non SDG 633189001MS), aliquot was reduced to conserve sample volume.

Certification Statement

Where the analytical method has been performed under NELAP certification, the analysis has met all of the requirements of the NELAC standard unless otherwise noted in the analytical case narrative.

QC Summary

Client : **Georgia Power Company, Southern Company**
241 Ralph McGill Blvd NE, Bin 10160
Atlanta, Georgia
Contact: **Joju Abraham**
Workorder: **633107**

Report Date: September 19, 2023

Parmname	NOM	Sample	Qual	QC	Units	RPD%	REC%	Range	Anlst	Date Time
Rad Gas Flow										
Batch 2475723										
QC1205486945 633107001 DUP										
Radium-228	U	0.0793	U	0.143	pCi/L	0		N/A	JE1	08/29/2311:52
	Uncert:	+/-0.626		+/-0.637						
	TPU:	+/-0.626		+/-0.638						
QC1205486946 LCS										
Radium-228	75.5			73.3	pCi/L		97.1	(75%-125%)	JE1	08/29/2311:52
	Uncert:			+/-4.11						
	TPU:			+/-19.1						
QC1205486944 MB										
Radium-228			U	1.02	pCi/L				JE1	08/29/2311:52
	Uncert:			+/-0.749						
	TPU:			+/-0.793						
Batch 2477579										
QC1205490061 633107021 DUP										
Radium-228	U	-2.75		1.33	pCi/L	56.5		(0% - 100%)	JE1	08/23/2309:27
	Uncert:	+/-1.01		+/-0.836						
	TPU:	+/-1.01		+/-0.903						
QC1205490062 LCS										
Radium-228	74.3			74.9	pCi/L		101	(75%-125%)	JE1	08/23/2309:27
	Uncert:			+/-4.28						
	TPU:			+/-19.5						
QC1205490060 MB										
Radium-228				2.75	pCi/L				JE1	08/23/2309:27
	Uncert:			+/-1.14						
	TPU:			+/-1.34						
Rad Ra-226										
Batch 2475715										
QC1205486917 633107001 DUP										
Radium-226	U	0.172	U	0.250	pCi/L	0		N/A	LXP1	09/12/2309:34
	Uncert:	+/-0.242		+/-0.289						
	TPU:	+/-0.244		+/-0.292						
QC1205486919 LCS										
Radium-226	26.9			29.3	pCi/L		109	(75%-125%)	LXP1	09/12/2309:34
	Uncert:			+/-2.89						
	TPU:			+/-5.23						
QC1205486916 MB										
Radium-226			U	-0.0325	pCi/L				LXP1	09/12/2309:34
	Uncert:			+/-0.230						
	TPU:			+/-0.230						
QC1205486918 633107001 MS										
Radium-226	129 U	0.172		106	pCi/L		81.6	(75%-125%)	LXP1	09/12/2309:34

QC Summary

Workorder: **633107**

Parmname	NOM	Sample	Qual	QC	Units	RPD%	REC%	Range	Anlst	Date Time
Rad Ra-226										
Batch 2475715										
	Uncert:	+/-0.242		+/-12.1						
	TPU:	+/-0.244		+/-26.9						
Batch 2477571										
QC1205490047 633189001 DUP										
Radium-226		0.622		0.706	pCi/L	12.5		(0% - 100%)	LXP1	09/05/2309:12
	Uncert:	+/-0.467		+/-0.498						
	TPU:	+/-0.483		+/-0.525						
QC1205490049 LCS										
Radium-226	26.2			27.7	pCi/L		106	(75%-125%)	LXP1	09/05/2309:12
	Uncert:			+/-2.77						
	TPU:			+/-5.70						
QC1205490046 MB										
Radium-226			U	0.220	pCi/L				LXP1	09/05/2309:12
	Uncert:			+/-0.394						
	TPU:			+/-0.397						
QC1205490048 633189001 MS										
Radium-226	119	0.622		109	pCi/L		91.6	(75%-125%)	LXP1	09/05/2309:12
	Uncert:	+/-0.467		+/-12.8						
	TPU:	+/-0.483		+/-23.8						

Notes:

TPU and Counting Uncertainty are calculated at the 95% confidence level (1.96-sigma).

The Qualifiers in this report are defined as follows:

U	Analyte was analyzed for, but not detected above the MDL, MDA, MDC or LOD.
J	Value is estimated
X	Consult Case Narrative, Data Summary package, or Project Manager concerning this qualifier
H	Analytical holding time was exceeded
<	Result is less than value reported
>	Result is greater than value reported
UI	Gamma Spectroscopy--Uncertain identification
BD	Results are either below the MDC or tracer recovery is low
h	Preparation or preservation holding time was exceeded
R	Sample results are rejected
^	RPD of sample and duplicate evaluated using +/-RL. Concentrations are <5X the RL. Qualifier Not Applicable for Radiochemistry.
N/A	RPD or %Recovery limits do not apply.
ND	Analyte concentration is not detected above the detection limit
M	M if above MDC and less than LLD
NJ	Consult Case Narrative, Data Summary package, or Project Manager concerning this qualifier
FA	Failed analysis.
UJ	Gamma Spectroscopy--Uncertain identification
Q	One or more quality control criteria have not been met. Refer to the applicable narrative or DER.
K	Analyte present. Reported value may be biased high. Actual value is expected to be lower.
UL	Not considered detected. The associated number is the reported concentration, which may be inaccurate due to a low bias.

QC Summary

Workorder: **633107**

Parmname	NOM	Sample	Qual	QC	Units	RPD%	REC%	Range	Anlst	Date	Time

L Analyte present. Reported value may be biased low. Actual value is expected to be higher.

N1 See case narrative

Y Other specific qualifiers were required to properly define the results. Consult case narrative.

** Analyte is a Tracer compound

M REMP Result > MDC/CL and < RDL

J See case narrative for an explanation

N/A indicates that spike recovery limits do not apply when sample concentration exceeds spike conc. by a factor of 4 or more or %RPD not applicable.
** Indicates analyte is a surrogate/tracer compound.
^ The Relative Percent Difference (RPD) obtained from the sample duplicate (DUP) is evaluated against the acceptence criteria when the sample is greater than five times (5X) the contract required detection limit (RL). In cases where either the sample or duplicate value is less than 5X the RL, a control limit of +/- the RL is used to evaluate the DUP result.
For PS, PSD, and SDILT results, the values listed are the measured amounts, not final concentrations.

Where the analytical method has been performed under NELAP certification, the analysis has met all of the requirements of the NELAC standard unless qualified on the QC Summary.

Project # 175569434

GL Quote #:

QC Number [1]: 8 Coolers

PO Number:

Client Name: Georgia Power Phone # (937-344-6533)

Project/Site Name: Plant Arkwright Ash Pond 3 Fax:

Address: 241 Ralph McGill Blvd SE, Atlanta, GA 30308

Collected By: John Myer, Dylan Quintal, Dylan Riley, Houston Lynn

Send Results To: jabraham@southernco.com EDD@stantec.com edgar.smith@stantec.com

GEL Laboratories LLC
gel.com
Chemistry | Radiochemistry | Radiobioassay | Specialty Analytics

Chain of Custody and Analytical Request

633099
633107

GEL Work Order Number:

GEL Project Manager: Erin Trent

GEL Laboratories, LLC
2040 Savage Road
Charleston, SC 29407
Phone: (843) 556-8171
Fax: (843) 766-1178

Cooler 1 of 8

Sample Analysis Requested [5] (Fill in the number of containers for each test)

Sample ID * For composites - indicate start and stop date/time	*Date Collected (mm-dd-yy)	*Time Collected (Military) (hhmm)	QC Code [2]	Field Filtered [3]	Sample Matrix [4]	Should this sample be considered: Radioactive (If yes, please supply isotopic info.)	Should this sample be considered: (7) Known or possible Hazards	Total number of containers	NI Ag (App. I) (6020B)	NI Metals App. III (6020B)	NI Alkalinity (300.0 R2.1)	TDS (SM Method 2540C)	Anions (Cl, Fl, Sulfate) (300.0 Rev. 2.1 1993)	NI Metals App. IV (6020B)	NI RAD 226-228 Cmbd	NI Fe2+ / Mn2+ (EPA Method 6020B) (Field Filtered)	Mercury (7470B)	NI Metals Al, K, Mg, Na, Fe, Mn (6020B)	<-- Preservative Type (6)	Comments (task_code: ARK-CCR-ASSMT-2023S1)
ARK-ARGWC-24	08-09-23	0940	N	Y	WG			9	X	X	X	X	X	X	X	X	X	X		See Nitrate/Nitrite COC
ARK-AP3-FB-02	08-09-23	1000	FB	N	WQ			7		X		X	X	X	X		X			for their times
ARK-ARAMW-4	08-09-23	1145	N	Y	WG			9	X	X	X	X	X	X	X	X	X	X		
ARK-ARGWA-12	08-09-23	1430	N	Y	WG			9	X	X	X	X	X	X	X	X	X	X		
ARK-ARGWC-17	08-09-23	1525	N	Y	WG			9	X	X	X	X	X	X	X	X	X	X		
ARK-AP3-FD-02	08-09-23	NA	FD	N	WQ			7		X		X	X	X	X		X			
ARK-ARGWC-10	08-09-23	1650	N	Y	WG			9	X	X	X	X	X	X	X	X	X	X		
ARK-AP3-FD-03	08-09-23	NA	FD	N	WQ			7		X		X	X	X	X		X			
ARK-ARGWA-13	08-09-23	1745	N	Y	WG			9	X	X	X	X	X	X	X	X	X	X		
ARK-ARGWA-3	08-09-23	1815	N	Y	WG			9	X	X	X	X	X	X	X	X	X	X		

Chain of Custody Signatures

	Relinquished By (Signed)	Print Name	Date	Received by (signed)	Print Name	Date
1		John Myer	8/11/23		Anthony Waid	8/11/23
2						8/11/23
3				3		

TAT Requested: Normal: ____ Rush: ____ Specify: ____ (Subject to Surcharge)

Fax Results: [ ] Yes [X] No

Select Deliverable: [ ] C of A [ ] QC Summary [ ] level 1 [X] Level 2 [ ] Level 3 [ ] Level 4

Additional Remarks:

For Lab Receiving Use Only: *Custody Seal Intact?* [ ] *Yes* [ ] *No* ***Cooler Temp:*** ____ *°C*

> For sample shipping and delivery details, see Sample Receipt & Review form (SRR.)

Sample Collection Time Zone: [X] Eastern [ ] Pacific [ ] Central [ ] Mountain [ ] Other:

1.) Chain of Custody Number = Client Determined

2.) QC Codes: **N** = Normal Sample, **TB** = Trip Blank, **FD** = Field Duplicate, **EB** = Equipment Blank, **MS** = Matrix Spike Sample, **MSD** = Matrix Spike Duplicate Sample, **G** = Grab, **C** = Composite

3.) Field Filtered: For liquid matrices, indicate with a **- Y -** for yes the sample was field filtered or **- N -** for sample was not field filtered.

4.) Matrix Codes: **DW**=Drinking Water, **GW**=Groundwater, **SW**=Surface Water, **WW**=Waste Water, **W**=Water, **ML**=Misc Liquid, **SO**=Soil, **SD**=Sediment, **SL**=Sludge, **SS**=Solid Waste, **O**=Oil, **F**=Filter, **P**=Wipe, **U**=Urine, **F**=Fecal, **N**=Nasal

5.) Sample Analysis Requested: Analytical method requested (i.e. **8260B, 6010B/7470A**) and number of containers provided for each (i.e. *8260B* **- 3**, *6010B/7470A* **- 1**).

6.) Preservative Type: **HA** = Hydrochloric Acid, **NI** = Nitric Acid, **SH** = Sodium Hydroxide, **SA** = Sulfuric Acid, **AA** = Ascorbic Acid, **HX** = Hexane, **ST** = Sodium Thiosulfate, If no preservative is added = leave field blank

7.) **KNOWN OR POSSIBLE HAZARDS**

RCRA Metals
As = Arsenic **Hg**= Mercury
Ba = Barium **Se**= Selenium
Cd = Cadmium **Ag**= Silver
Cr = Chromium **MR**= Misc. RCRA metals
Pb = Lead

Characteristic Hazards
FL = Flammable/Ignitable
CO = Corrosive
RE = Reactive

TSCA Regulated
PCB = Polychlorinated biphenyls

Listed Waste
LW= Listed Waste
(F,K,P and U-listed wastes.)
Waste code(s):

Other
OT= Other / Unknown
(i.e.: High/low pH, asbestos, beryllium, irritants, other misc. health hazards, etc.)
Description:

Please provide any additional details below regarding handling and/or disposal concerns.
(i.e.: Origin of sample(s), type of site collected from, odd matrices, etc.)

Orignially Nitrate by N were originally collected in unpreserved bottles; Later preserved Nitrate/Nitrite bottles were sent and collected from wells on 8/10/2023

Page: 2 of 5

Project # 175569434

GEL Quote #:

COC Number [1]: 8 Coolers

PO Number:

Client Name: Georgia Power

Project/Site Name: Plant Arkwright Ash Pond 3

Address: 241 Ralph McGill Blvd SE, Atlanta, GA 30308

Collected By: John Myer, Dylan Quintal, Dylan Ripley, Houston Lynn

Send Results To: jabraham@southernco.com EDD@stantec.com edgar.smith@stantec.com

GEL Laboratories LLC
gel.com
Chemistry | Radiochemistry | Radiobioassay | Specialty Analytics

Chain of Custody and Analytical Request

GEL Work Order Number:

GEL Project Manager: Erin Trent

GEL Laboratories, LLC
2040 Savage Road
Charleston, SC 29407
Phone: (843) 556-8171
Fax: (843) 766-1178

Cooler 1 of 8

Phone # (937-344-6533)

Fax:

Sample Analysis Requested [5] (Fill in the number of containers for each test)

Sample ID * For composites - indicate start and stop date/time	*Date Collected (mm-dd-yy)	*Time Collected (Military) (hhmm)	QC Code [2]	Field Filtered [3]	Sample Matrix [4]	Should this sample be considered: Radioactive (If yes, please supply isotopic info.)	Should this sample be considered: (7) Known or possible Hazards	Total number of containers	NI Ag (App. I) (6020B)	NI Metals App. III (6020B)	NI Alkalinity (300.0 R2.1)	TDS (SM Method 2540C)	Anions (Cl, Fl, Sulfate) (300.0 Rev. 2.1 1993)	NI Metals App. IV (6020B)	NI RAD 226-228 Cmbd	NI Fe2+ / Mn2+ (EPA Method 6020B) (Field Filtered)		NI Mercury (7470B)	NI Metals Al, K, Mg, Na, Fe, Mn (6020B)		<-- Preservative Type (6) Comments (task_code: ARK-CCR-ASSMT-2023S1)
ARK-AP3-EB-02	08-09-23	1830	EB	N	WQ			7		X		X	X	X	X			X			See Nitrate/Nitrite COC
ARK-ARGWC-15	08-10-23	0935	N	Y	WG			9	X	X	X	X	X	X	X	X		X	X		for their times
ARK-AP3-FB-03	08-10-23	1000	FB	N	WQ			7		X		X	X	X	X			X			
ARK-ARGWC-9	08-10-23	0935	N	Y	WG			9	X	X	X	X	X	X	X	X		X	X		
ARK-ARGWC-8	08-10-23	1215	N	Y	WG			9	X	X	X	X	X	X	X	X		X	X		
ARK-ARGWA-14	08-10-23	1305	N	Y	WG			7	X	X	X	X	X	X	X			X	X		Well went dry while sampling
ARK-AP3-EB-03	08-10-23	1330	EB	N	WQ			7		X		X	X	X	X			X			
ARK-ARGWC-18	08-10-23	1350	N	Y	WG			9	X	X	X	X	X	X	X	X		X	X		
ARK-ARGWC-7	08-10-23	1430	N	Y	WG			9	X	X	X	X	X	X	X	X		X	X		
ARK-ARGWA-5	08-10-23	1515	N	Y	WG			9	X	X	X	X	X	X	X	X		X	X		

Chain of Custody Signatures

	Relinquished By (Signed)	Print Name	Date	Received by (signed)	Print Name	Date
1		Dylan Myer	8/11/23		Anthony Ward	8/11/23
2						8/11/23
3				3		

TAT Requested: Normal: ____ Rush: ____ Specify: ____ (Subject to Surcharge)

Fax Results: [ ] Yes [X] No

Select Deliverable: [ ] C of A [ ] QC Summary [ ] level 1 [X] Level 2 [ ] Level 3 [ ] Level 4

Additional Remarks:

For Lab Receiving Use Only: *Custody Seal Intact?* [ ] *Yes* [ ] *No* ***Cooler Temp:*** ____ *°C*

> ***For sample shipping and delivery details, see Sample Receipt & Review form (SRR.)***

Sample Collection Time Zone: [X] Eastern [ ] Pacific [ ] Central [ ] Mountain [ ] Other:

1.) Chain of Custody Number = Client Determined

2.) QC Codes: **N** = Normal Sample, **TB** = Trip Blank, **FD** = Field Duplicate, **EB** = Equipment Blank, **MS** = Matrix Spike Sample, **MSD** = Matrix Spike Duplicate Sample, **G** = Grab, **C** = Composite

3.) Field Filtered: For liquid matrices, indicate with a **- Y -** for yes the sample was field filtered or **- N -** for sample was not field filtered.

4.) Matrix Codes: **DW**=Drinking Water, **GW**=Groundwater, **SW**=Surface Water, **WW**=Waste Water, **W**=Water, **ML**=Misc Liquid, **SO**=Soil, **SD**=Sediment, **SL**=Sludge, **SS**=Solid Waste, **O**=Oil, **F**=Filter, **P**=Wipe, **U**=Urine, **F**=Fecal, **N**=Nasal

5.) Sample Analysis Requested: Analytical method requested (i.e. **8260B, 6010B/7470A**) and number of containers provided for each (i.e. *8260B* - **3**, *6010B/7470A* - **1**).

6.) Preservative Type: **HA** = Hydrochloric Acid, **NI** = Nitric Acid, **SH** = Sodium Hydroxide, **SA** = Sulfuric Acid, **AA** = Ascorbic Acid, **HX** = Hexane, **ST** = Sodium Thiosulfate, If no preservative is added = leave field blank

7.) **KNOWN OR POSSIBLE HAZARDS**

RCRA Metals
As = Arsenic **Hg**= Mercury
Ba = Barium **Se**= Selenium
Cd = Cadmium **Ag**= Silver
Cr = Chromium **MR**= Misc. RCRA metals
Pb = Lead

Characteristic Hazards
FL = Flammable/Ignitable
CO = Corrosive
RE = Reactive

TSCA Regulated
PCB = Polychlorinated biphenyls

Listed Waste
LW= Listed Waste
(F,K,P and U-listed wastes.)
Waste code(s):

Other
OT= Other / Unknown
(i.e.: High/low pH, asbestos, beryllium, irritants, other misc. health hazards, etc.)
Description:

Please provide any additional details below regarding handling and/or disposal concerns.
(i.e.: Origin of sample(s), type of site collected from, odd matrices, etc.)

Orignially Nitrate by N were originally collected in unpreserved bottles; Later preserved Nitrate/Nitrite bottles were sent and collected from wells on 8/10/2023

Page: 3 of 5
Project # 175569434
GEL Quote #:
COC Number [1]: 8 Coolers
PO Number:

GEL Laboratories LLC
gel.com
Chemistry | Radiochemistry | Radiobioassay | Specialty Analytics

Chain of Custody and Analytical Request

GEL Work Order Number:

GEL Project Manager: Erin Trent

GEL Laboratories, LLC
2040 Savage Road
Charleston, SC 29407
Phone: (843) 556-8171
Fax: (843) 766-1178

Cooler 1 of 8

Client Name: Georgia Power
Phone # (937-344-6533)

Project/Site Name: Plant Arkwright Ash Pond 3
Fax:

Address: 241 Ralph McGill Blvd SE, Atlanta, GA 30308

Collected By: John Myer, Dylan Quintal, Dylan Ripley, Houston Lynn

Send Results To: jabraham@southernco.com EDD@stantec.com
edgar.smith@stantec.com

Sample Analysis Requested [5] (Fill in the number of containers for each test)

Sample ID * For composites - indicate start and stop date/time	*Date Collected (mm-dd-yy)	*Time Collected (Military) (hhmm)	QC Code [2]	Field Filtered [3]	Sample Matrix [4]	Should this sample be considered: Radioactive (If yes, please supply isotopic info.)	Should this sample be considered: (7) Known or possible Hazards	Total number of containers	NI Ag (App. I) (6020B)	NI Metals App. III (6020B)	NI Alkalinity (300.0 R2.1)	TDS (SM Method 2540C)	Anions (Cl, Fl, Sulfate) (300.0 Rev. 2.1 1993	NI Metals App. IV (6020B)	NI RAD 226-228 Cmbd	NI Fe2+ / Mn2+ (EPA Method 6020B) (Field Filtered)		NI Mercury (7470B)	NI Metals Al, K, Mg, Na, Fe, Mn (6020B)		<-- Preservative Type (6)
																					Comments (task_code: ARK-CCR-ASSMT-2023S1)
ARK-ARGWC-16	08-10-23	1605	N	Y	WG			9	X	X	X	X	X	X	X	X		X	X		See Nitrate/Nitrite COC
																					for their times

Chain of Custody Signatures

	Relinquished By (Signed)	Print Name	Date	Received by (signed)	Print Name	Date
1						
2						
3						

TAT Requested: Normal: ____ Rush: ____ Specify: _____ (Subject to Surcharge)

Fax Results: [ ] Yes [X] No

Select Deliverable: [ ] C of A [ ] QC Summary [ ] level 1 [X] Level 2 [ ] Level 3 [ ] Level 4

Additional Remarks:

For Lab Receiving Use Only: *Custody Seal Intact?* [ ] *Yes* [ ] *No* ***Cooler Temp:*** ____ *°C*

> ***For sample shipping and delivery details, see Sample Receipt & Review form (SRR.)***

Sample Collection Time Zone: [X] Eastern [ ] Pacific [ ] Central [ ] Mountain [ ] Other:

1.) Chain of Custody Number = Client Determined

2.) QC Codes: **N** = Normal Sample, **TB** = Trip Blank, **FD** = Field Duplicate, **EB** = Equipment Blank, **MS** = Matrix Spike Sample, **MSD** = Matrix Spike Duplicate Sample, **G** = Grab, **C** = Composite

3.) Field Filtered: For liquid matrices, indicate with a **- Y -** for yes the sample was field filtered or **- N -** for sample was not field filtered.

4.) Matrix Codes: **DW**=Drinking Water, **GW**=Groundwater, **SW**=Surface Water, **WW**=Waste Water, **W**=Water, **ML**=Misc Liquid, **SO**=Soil, **SD**=Sediment, **SL**=Sludge, **SS**=Solid Waste, **O**=Oil, **F**=Filter, **P**=Wipe, **U**=Urine, **F**=Fecal, **N**=Nasal

5.) Sample Analysis Requested: Analytical method requested (i.e. **8260B, 6010B/7470A)** and number of containers provided for each (i.e. *8260B* **- 3**, *6010B/7470A* **- 1**).

6.) Preservative Type: **HA** = Hydrochloric Acid, **NI** = Nitric Acid, **SH** = Sodium Hydroxide, **SA** = Sulfuric Acid, **AA** = Ascorbic Acid, **HX** = Hexane, **ST** = Sodium Thiosulfate, If no preservative is added = leave field blank

7.) **KNOWN OR POSSIBLE HAZARDS**

RCRA Metals
As = Arsenic **Hg**= Mercury
Ba = Barium **Se**= Selenium
Cd = Cadmium **Ag**= Silver
Cr = Chromium **MR**= Misc. RCRA metals
Pb = Lead

Characteristic Hazards
FL = Flammable/Ignitable
CO = Corrosive
RE = Reactive

TSCA Regulated
PCB = Polychlorinated biphenyls

Listed Waste
LW= Listed Waste
(F,K,P and U-listed wastes.)
Waste code(s):

Other
OT= Other / Unknown
(i.e.: High/low pH, asbestos, beryllium, irritants, other misc. health hazards, etc.)
Description:

Please provide any additional details below regarding handling and/or disposal concerns.
(i.e.: Origin of sample(s), type of site collected from, odd matrices, etc.)

Orignially Nitrate by N were originally collected in unpreserved bottles; Later preserved Nitrate/Nitrite bottles were sent and collected from wells on 8/10/2023

Page 36 of 43 SDG 633107 Rev1

Page: 4 of 5
Project # 175569434
GEL Quote #:
COC Number [1]: 8 Coolers
PO Number:

GEL Laboratories LLC
gel.com
Chemistry | Radiochemistry | Radiobioassay | Specialty Analytics

Chain of Custody and Analytical Request

GEL Work Order Number:

GEL Project Manager: Erin Trent

GEL Laboratories, LLC
2040 Savage Road
Charleston, SC 29407
Phone: (843) 556-8171
Fax: (843) 766-1178

cooler 1 of 8

Client Name: Georgia Power Phone # (937-344-6533)

Project/Site Name: Plant Arkwright Ash Pond 3 **Nitrate/Nitrite COC** Fax:

Address: 241 Ralph McGill Blvd SE, Atlanta, GA 30308

Collected By: John Myer, Dylan Quintal, Dylan Ripley, Houston Lynn

Send Results To: jabraham@southernco.com EDD@stantec.com edgar.smith@stantec.com

Sample Analysis Requested [5] (Fill in the number of containers for each test)

Sample ID * For composites - indicate start and stop date/time	*Date Collected (mm-dd-yy)	*Time Collected (Military) (hhmm)	QC Code [2]	Field Filtered [3]	Sample Matrix [4]	Should this sample be considered: Radioactive (If yes, please supply isotopic info.)	Should this sample be considered: (7) Known or possible Hazards	Total number of containers	SA	Nitrate/Nitrite (EPA Method 353.2)	<-- Preservative Type (6)	Comments (task_code: ARK-CCR-ASSMT-2023S1)
ARK-ARGWC-24	08-10-23	1935	N	N	WG			1		X		
ARK-AP3-FB-02	08-10-23	1914	FB	N	WQ			1		X		
ARK-ARAMW-4	08-10-23	1945	N	N	WG			1		X		
ARK-ARGWA-12	08-10-23	2018	N	N	WG			1		X		
ARK-ARGWC-17	08-10-23	1955	N	N	WG			1		X		
ARK-AP3-FD-02	08-10-23	NA	FD	N	WQ			1		X		
ARK-ARGWC-10	08-10-23	2007	N	N	WG			1		X		
ARK-AP3-FD-03	08-10-23	NA	FD	N	WQ			1		X		
ARK-ARGWA-13	08-10-23	2015	N	N	WG			1		X		
ARK-ARGWA-3	08-10-23	1915	N	N	WG			1		X		

Chain of Custody Signatures

	Relinquished By (Signed)	Print Name	Date	Received by (signed)	Print Name	Date
1		John Myer	8/11/23	1	Abram Autrey Ward	8/11/23
2				2	Chase Johnson	8/11/23 1400
3				3		

TAT Requested: Normal: ____ Rush: ____ Specify: ____ (Subject to Surcharge)

Fax Results: [ ] Yes [X] No

Select Deliverable: [ ] C of A [ ] QC Summary [ ] level 1 [X] Level 2 [ ] Level 3 [ ] Level 4

Additional Remarks:

For Lab Receiving Use Only: *Custody Seal Intact?* [ ] Yes [ ] No ***Cooler Temp:*** ____ °C

> ***For sample shipping and delivery details, see Sample Receipt & Review form (SRR.)***

Sample Collection Time Zone: [X] Eastern [ ] Pacific [ ] Central [ ] Mountain [ ] Other:

1.) Chain of Custody Number = Client Determined

2.) QC Codes: **N** = Normal Sample, **TB** = Trip Blank, **FD** = Field Duplicate, **EB** = Equipment Blank, **MS** = Matrix Spike Sample, **MSD** = Matrix Spike Duplicate Sample, **G** = Grab, **C** = Composite

3.) Field Filtered: For liquid matrices, indicate with a **- Y -** for yes the sample was field filtered or **- N -** for sample was not field filtered.

4.) Matrix Codes: **DW**=Drinking Water, **GW**=Groundwater, **SW**=Surface Water, **WW**=Waste Water, **W**=Water, **ML**=Misc Liquid, **SO**=Soil, **SD**=Sediment, **SL**=Sludge, **SS**=Solid Waste, **O**=Oil, **F**=Filter, **P**=Wipe, **U**=Urine, **F**=Fecal, **N**=Nasal

5.) Sample Analysis Requested: Analytical method requested (i.e. **8260B, 6010B/7470A)** and number of containers provided for each (i.e. *8260B* **- 3**, *6010B/7470A* **- 1**).

6.) Preservative Type: **HA** = Hydrochloric Acid, **NI** = Nitric Acid, **SH** = Sodium Hydroxide, **SA** = Sulfuric Acid, **AA** = Ascorbic Acid, **HX** = Hexane, **ST** = Sodium Thiosulfate, If no preservative is added = leave field blank

7.) **KNOWN OR POSSIBLE HAZARDS**

RCRA Metals
As = Arsenic **Hg**= Mercury
Ba = Barium **Se**= Selenium
Cd = Cadmium **Ag**= Silver
Cr = Chromium **MR**= Misc. RCRA metals
Pb = Lead

Characteristic Hazards
FL = Flammable/Ignitable
CO = Corrosive
RE = Reactive

TSCA Regulated
PCB = Polychlorinated biphenyls

Listed Waste
LW= Listed Waste
(F,K,P and U-listed wastes.)
Waste code(s):

Other
OT= Other / Unknown
(i.e.: High/low pH, asbestos, beryllium, irritants, other misc. health hazards, etc.)
Description:

Please provide any additional details below regarding handling and/or disposal concerns.
(i.e.: Origin of sample(s), type of site collected from, odd matrices, etc.)

Orignially Nitrate by N were originally collected in unpreserved bottles; Later preserved Nitrate/Nitrite bottles were sent and collected from wells on 8/10/2023

Page 3 of 4 SDG 63107 Rev1

Page: 5 of 5
Project # 175569434
GEL Quote #:
COC Number (1): 8 Coolers
PO Number:

GEL Laboratories LLC
gel.com
Chemistry | Radiochemistry | Radiobioassay | Specialty Analytics

Chain of Custody and Analytical Request

GEL Work Order Number:

GEL Project Manager: Erin Trent

GEL Laboratories, LLC
2040 Savage Road
Charleston, SC 29407
Phone: (843) 556-8171
Fax: (843) 766-1178

cooler 1 of 8

Client Name: Georgia Power — Phone # (937-344-6533)

Project/Site Name: Plant Arkwright Ash Pond 3 **Nitrate/Nitrite COC** — Fax:

Address: 241 Ralph McGill Blvd SE, Atlanta, GA 30308

Collected By: John Myer, Dylan Quintal, Dylan Ripley, Houston Lynn

Send Results To: jabraham@southernco.com EDD@stantec.com edgar.smith@stantec.com

Sample Analysis Requested (5) (Fill in the number of containers for each test)

Sample ID (* For composites - indicate start and stop date/time)	*Date Collected (mm-dd-yy)	*Time Collected (Military) (hhmm)	QC Code (2)	Field Filtered (3)	Sample Matrix (4)	Should this sample be considered: Radioactive (If yes, please supply isotopic info.)	Should this sample be considered: (7) Known or possible Hazards	Total number of containers	SA	Nitrate/Nitrite (EPA Method 353.2)	<-- Preservative Type (6)	Comments (task_code: ARK-CCR-ASSMT-2023S1)
ARK-AP3-EB-02	08-10-23	1920	EB	N	WQ			1		X		
ARK-ARGWC-15	08-10-23	1925	N	N	WG			1		X		
ARK-AP3-FB-03	08-10-23	1916	FB	N	WQ			1		X		
ARK-ARGWC-9	08-10-23	1949	N	N	WG			1		X		
ARK-ARGWC-8	08-10-23	2004	N	N	WG			1		X		
ARK-ARGWC-16	08-10-23	1955	N	N	WG			1		X		
ARK-AP3-EB-03	08-10-23	1918	EB	N	WQ			1		X		
ARK-ARGWC-18	08-10-23	2000	N	N	WG			1		X		
ARK-ARGWC-7	08-10-23	2005	N	N	WG			1		X		
ARK-ARGWA-5	08-10-23	1945	N	N	WG			1		X		

Chain of Custody Signatures

	Relinquished By (Signed)	Print Name	Date	Received by (signed)	Print Name	Date
1	[signature]	John Myer	8/11/23	[signature]	Anthony Wood	8/11/23
2				[signature]	Amar Johnson	8/11/23 1400
3						

TAT Requested: Normal: ____ Rush: ____ Specify: ____ (Subject to Surcharge)

Fax Results: [ ] Yes [X] No

Select Deliverable: [ ] C of A [ ] QC Summary [ ] level 1 [X] Level 2 [ ] Level 3 [ ] Level 4

Additional Remarks:

For Lab Receiving Use Only: *Custody Seal Intact?* [ ] Yes [ ] No ***Cooler Temp:*** ____ °C

> ***For sample shipping and delivery details, see Sample Receipt & Review form (SRR.)***

Sample Collection Time Zone: [X] Eastern [ ] Pacific [ ] Central [ ] Mountain [ ] Other:

1.) Chain of Custody Number = Client Determined

2.) QC Codes: **N** = Normal Sample, **TB** = Trip Blank, **FD** = Field Duplicate, **EB** = Equipment Blank, **MS** = Matrix Spike Sample, **MSD** = Matrix Spike Duplicate Sample, **G** = Grab, **C** = Composite

3.) Field Filtered: For liquid matrices, indicate with a **- Y -** for yes the sample was field filtered or **- N -** for sample was not field filtered.

4.) Matrix Codes: **DW**=Drinking Water, **GW**=Groundwater, **SW**=Surface Water, **WW**=Waste Water, **W**=Water, **ML**=Misc Liquid, **SO**=Soil, **SD**=Sediment, **SL**=Sludge, **SS**=Solid Waste, **O**=Oil, **F**=Filter, **P**=Wipe, **U**=Urine, **F**=Fecal, **N**=Nasal

5.) Sample Analysis Requested: Analytical method requested (i.e. **8260B**, **6010B/7470A**) and number of containers provided for each (i.e. *8260B* - **3**, *6010B/7470A* - **1**).

6.) Preservative Type: **HA** = Hydrochloric Acid, **NI** = Nitric Acid, **SH** = Sodium Hydroxide, **SA** = Sulfuric Acid, **AA** = Ascorbic Acid, **HX** = Hexane, **ST** = Sodium Thiosulfate, If no preservative is added = leave field blank

7.) **KNOWN OR POSSIBLE HAZARDS**

RCRA Metals
As = Arsenic **Hg**= Mercury
Ba = Barium **Se**= Selenium
Cd = Cadmium **Ag**= Silver
Cr = Chromium **MR**= Misc. RCRA metals
Pb = Lead

Characteristic Hazards
FL = Flammable/Ignitable
CO = Corrosive
RE = Reactive

TSCA Regulated
PCB = Polychlorinated biphenyls

Listed Waste
LW= Listed Waste
(F,K,P and U-listed wastes.)
Waste code(s):

Other
OT= Other / Unknown
(i.e.: High/low pH, asbestos, beryllium, irritants, other misc. health hazards, etc.)
Description:

Please provide any additional details below regarding handling and/or disposal concerns.
(i.e.: Origin of sample(s), type of site collected from, odd matrices, etc.)

Orignially Nitrate by N were originally collected in unpreserved bottles; Later preserved Nitrate/Nitrite bottles were sent and collected from wells on 8/10/2023

GEL Laboratories LLC

SAMPLE RECEIPT & REVIEW FORM

Client: GPCC	SDG/AR/COC/Work Order: 633099, 633107, 633126, 633128
Received By: Anna Johnson	Date Received: 8/11/23
Carrier and Tracking Number	Circle Applicable: FedEx Express FedEx Ground UPS Field Services Courier Other cooler 1 - 0.6°C Cooler 2 - 1.9°C cooler 3 - 2.6°C cooler 4 - 0.8°C

Suspected Hazard Information	Yes	No	
			*If Net Counts > 100cpm on samples not marked "radioactive", contact the Radiation Safety Group for further investigation.
A) Shipped as a DOT Hazardous?		/	Hazard Class Shipped: UN#: If UN2910, Is the Radioactive Shipment Survey Compliant? Yes___ No___
B) Did the client designate the samples are to be received as radioactive?		/	COC notation or radioactive stickers on containers equal client designation.
C) Did the RSO classify the samples as radioactive?		/	Maximum Net Counts Observed* (Observed Counts - Area Background Counts): _____CPM / mR/Hr Classified as: Rad 1 Rad 2 Rad 3
D) Did the client designate samples are hazardous?		/	COC notation or hazard labels on containers equal client designation.
E) Did the RSO identify possible hazards?		/	If D or E is yes, select Hazards below. PCB's Flammable Foreign Soil RCRA Asbestos Beryllium Other:

	Sample Receipt Criteria	Yes	NA	No	Comments/Qualifiers (Required for Non-Conforming Items)
1	Shipping containers received intact and sealed?	/			Circle Applicable: Seals broken Damaged container Leaking container Other (describe)
2	Chain of custody documents included with shipment?	/			Circle Applicable: Client contacted and provided COC COC created upon receipt
3	Samples requiring cold preservation within (0 ≤ 6 deg. C)?*	/			Preservation Method: Wet Ice Ice Packs Dry ice None Other: *all temperatures are recorded in Celsius TEMP:_____
4	Daily check performed and passed on IR temperature gun?	✓			Temperature Device Serial #: IR2-21 Secondary Temperature Device Serial # (If Applicable):
5	Sample containers intact and sealed?	/			Circle Applicable: Seals broken Damaged container Leaking container Other (describe)
6	Samples requiring chemical preservation at proper pH?	/			Sample ID's and Containers Affected: If Preservation added, Lot#:
7	Do any samples require Volatile Analysis?			/	If Yes, are Encores or Soil Kits present for solids? Yes___ No___ NA___(If yes, take to VOA Freezer) Do liquid VOA vials contain acid preservation? Yes___ No___ NA___(If unknown, select No) Are liquid VOA vials free of headspace? Yes___ No___ NA___ Sample ID's and containers affected:
8	Samples received within holding time?	/			ID's and tests affected:
9	Sample ID's on COC match ID's on bottles?	/			ID's and containers affected:
10	Date & time on COC match date & time on bottles?	/			Circle Applicable: No dates on containers No times on containers COC missing info Other (describe)
11	Number of containers received match number indicated on COC?	/			Circle Applicable: No container count on COC Other (describe) ~~*missing 2 containers for ABK-ABDW8-1A~~ AD 8/15/23
12	Are sample containers identifiable as GEL provided by use of GEL labels?	/			
13	COC form is properly signed in relinquished/received sections?	/			Circle Applicable: Not relinquished Other (describe)

Comments (Use Continuation Form if needed):

Cooler 5 - 3.1°C
Cooler 6 - 3.6°C
cooler 7 - 2.5°C
cooler 8 - 3.4°C
cooler 9 - 1.9°C
cooler 10 - 0.9°C

PM (or PMA) review: Initials EST Date 8/15/23 Page 1 of 1

Project # 175569434
GEL Quote #
COC Number (1) # Coolers
PO Number:

GEL Laboratories LLC

gel.com Chemistry | Radiochemistry | Radiobioassay | Specialty Analytics

Chain of Custody and Analytical Request

GEL Work Order Number:

GEL Project Manager: Erin Trent

GEL Laboratories, LLC
2040 Savage Road
Charleston, SC 29407
Phone (843) 556-8171
Fax (843) 766-1178

Cooler 1 of 8

Client Name: Georgia Power — Phone # (937-344-6533)

Project/Site Name: Plant Arkwright Ash Pond 3 — Fax

Address: 241 Ralph McGill Blvd SE, Atlanta, GA 30308

Collected By: John Myer, Dylan Quintal, Dylan Ripley, Houston Lynn

Send Results To jahnahan@[illegible].com EDD@stantec.com edgar.smith@stantec.com

Sample Analysis Requested (5) (Fill in the number of containers for each test)

Sample ID (* For composites - indicate start and stop date/time)	*Date Collected (mm-dd-yy)	*Time Collected (Military) (hhmm)	QC Code (2)	Field Filtered (3)	Sample Matrix (4)	Should this sample be considered: (Radioactive (If yes, please supply isotopic info.))	Should this sample be considered: (7) Known or possible Hazards	Total number of containers	Ag (App. I) (6020B) NI	Metals App III (6020B) NI	Alkalinity (3000 R2 1) NI	TDS (SM Method 2540C)	Anions (Cl, Fl, Sulfate) (300.0 Rev 2.1 1993)	Metals App IV (6020B) NI	RAD 226-228 Cmbd NI	Fe2+ / Mn2+ (IAPA Method 6020B) (Field Filtered) NI		Mercury (7470B) NI	Metals Al, K, Mg, Na, Fe, Mn (6020B) NI		<-- Preservative Type (6)
ARK-ARGWC-24	08-09-23	0940	N	Y	WG			9	X	X	X	X	X	X	X	X			X	X	See Nitrate/Nitrite COC for their times
ARK-AP3-FB-02	08-09-23	1000	FB	N	WQ			7		X		X	X	X	X				X		
ARK-ARAMW-4	08-09-23	1145	N	Y	WG			9	X	X	X	X	X	X	X	X			X	X	
ARK-ARGWA-12	08-09-23	1430	N	Y	WG			9	X	X	X	X	X	X	X	X			X	X	
ARK-ARGWC-17	08-09-23	1525	N	Y	WG			9	X	X	X	X	X	X	X	X			X	X	
ARK-AP3-FD-02	08-09-23	NA	FD	N	WQ			7		X		X	X	X	X				X		
ARK-ARGWC-10	08-09-23	1650	N	Y	WG			9	X	X	X	X	X	X	X	X			X	X	
ARK-AP3-FD-03	08-09-23	NA	FD	N	WQ			7		X		X	X	X	X				X		
ARK-ARGWA-13	08-09-23	1745	N	Y	WG			9	X	X	X	X	X	X	X	X			X	X	
ARK-ARGWA-3	08-09-23	1815	N	Y	WG			9	X	X	X	X	X	X	X	X			X	X	

Comments (task_code: ARK-CCR-ASSMT-2023SR2) A.S. 8/15/23

Chain of Custody Signatures

	Relinquished By (Signed)	Print Name	Date	Received by (signed)	Print Name	Date
1	[signature]	John Myer	8/11/23	[signature]	Anthony Wilcox	8/11/23
2						
3						

TAT Requested: Normal: ____ Rush: ____ Specify: ____ (Subject to Surcharge)

Fax Results: [ ] Yes [X] No

Select Deliverable: [ ] C of A [ ] QC Summary [ ] Level 1 [X] Level 2 [ ] Level 3 [ ] Level 4

Additional Remarks:

For Lab Receiving Use Only: Custody Seal Intact? [ ] Yes [ ] No Cooler Temp: ____ °C

> For sample shipping and delivery details, see Sample Receipt & Review form (SRR)

Sample Collection Time Zone: [X] Eastern [ ] Pacific [ ] Central [ ] Mountain [ ] Other

1.) Chain of Custody Number = Client Determined

2.) QC Codes: N = Normal Sample, TB = Trip Blank, FD = Field Duplicate, EB = Equipment Blank, MS = Matrix Spike Sample, MSD = Matrix Spike Duplicate Sample, G = Grab, C = Composite

3.) Field Filtered: For liquid matrices, indicate with a - Y - for yes the sample was field filtered or - N - for sample was not field filtered

4.) Matrix Codes: DW=Drinking Water, GW=Groundwater, SW=Surface Water, WW=Waste Water, W=Water, ML=Misc Liquid, SO=Soil, SD=Sediment, SL=Sludge, SS=Solid Waste, O=Oil, F=Filter, P=Wipe, U=Urine, F=Fecal, N=Nasal

5.) Sample Analysis Requested: Analytical method requested (i.e. 8260B, 6010B/7470A) and number of containers provided for each (i.e. 8260B - 3, 6010B/7470A - 1)

6.) Preservative Type: HA = Hydrochloric Acid, NI = Nitric Acid, SH = Sodium Hydroxide, SA = Sulfuric Acid, AA = Ascorbic Acid, HX = Hexane, ST = Sodium Thiosulfate. If no preservative is added = leave field blank

7.) KNOWN OR POSSIBLE HAZARDS

RCRA Metals
As = Arsenic; Hg = Mercury
Ba = Barium; Se = Selenium
Cd = Cadmium; Ag = Silver
Cr = Chromium; MR = Misc. RCRA metals
Pb = Lead

Characteristic Hazards
FL = Flammable/Ignitable
CO = Corrosive
RE = Reactive

TSCA Regulated
PCB = Polychlorinated biphenyls

Listed Waste
LW = Listed Waste
(F,K,P and U-listed wastes.)
Waste code(s): _____

Other
OT = Other / Unknown
(i.e.: High/low pH, asbestos, beryllium, irritants, other misc. health hazards, etc.)
Description: _____

Please provide any additional details below regarding handling and/or disposal concerns. (i.e.: Origin of sample(s), type of site collected from, odd matrices, etc.)

Originally Nitrate by N were originally collected in unpreserved bottles. Later preserved Nitrate/Nitrite bottles were sent and collected from wells on 8/10/2023

Page: 2 of 5
Project # 175569434
GEL Quote #
COC Number (1): 8 Coolers
PO Number:
Client Name: Georgia Power

GEL Laboratories LLC
gel.com | Chemistry | Radiochemistry | Radiobioassay | Specialty Analytics
Chain of Custody and Analytical Request

GEL Work Order Number:
GEL Project Manager: Erin Trent

GEL Laboratories, LLC
2040 Savage Road
Charleston, SC 29407
Phone: (843) 556-8171
Fax: (843) 766-1178

Cooler 1 of 8

Phone # (937-344-6533)
Project/Site Name: Plant Arkwright Ash Pond 3
Fax:
Address: 241 Ralph McGill Blvd SE, Atlanta, GA 30308
Collected By: John Myer, Dylan Quintal, Dylan Ripley, Houston Lynn
Send Results To: jabraham@southernco.com EDD@stantec.com edgar.smith@stantec.com

Sample Analysis Requested (5) (Fill in the number of containers for each test)

Sample ID (* For composites - indicate start and stop date/time)	*Date Collected (mm-dd-yy)	*Time Collected (Military) (hhmm)	QC Code (2)	Field Filtered (3)	Sample Matrix (4)	Should this sample be considered: Radioactive (If yes, please supply isotopic info.)	Should this sample be considered: (7) Known or possible Hazards	Total number of containers	Ag (App. I) (6020B) NI	Metals App. III (6020B) NI	Alkalinity (300.0 R2.1) NI	TDS (SM Method 2540C)	Anions (Cl, Fl, Sulfate) (300.0 Rev. 2.1 1993)	Metals App. IV (6020B) NI	RAD 226-228 Cmbd NI	Fe2+ / Mn2+ (EPA Method 6020B) (Field Filtered) NI		Mercury (7470B) NI	Metals Al, K, Mg, Na, Fe, Mn (6020B) NI		<-- Preservative Type (6)
ARK-AP3-EB-02	08-09-23	1830	EB	N	WQ			7		X		X	X	X	X			X			See Nitrate/Nitrite COC
ARK-ARGWC-15	08-10-23	0935	N	Y	WG			9	X	X	X	X	X	X	X	X		X	X		for their times
ARK-AP3-FB-03	08-10-23	1000	FB	N	WQ			7		X		X	X	X	X			X			
ARK-ARGWC-9	08-10-23	0935	N	Y	WG			9	X	X	X	X	X	X	X	X		X	X		
ARK-ARGWC-8	08-10-23	1215	N	Y	WG			9	X	X	X	X	X	X	X	X		X	X		
ARK-ARGWA-14	08-10-23	1305	N	Y	WG			7	X	X	X	X	X	X	X			X	X		Well went dry while sampling
ARK-AP3-EB-03	08-10-23	1330	EB	N	WQ			7		X		X	X	X	X			X			
ARK-ARGWC-18	08-10-23	1350	N	Y	WG			9	X	X	X	X	X	X	X	X		X	X		
ARK-ARGWC-7	08-10-23	1430	N	Y	WG			9	X	X	X	X	X	X	X	X		X	X		
ARK-ARGWA-5	08-10-23	1515	N	Y	WG			9	X	X	X	X	X	X	X	X		X	X		

Comments (task_code: ARK-CCR-ASSMT-2023S1) 2
A.S. 8/15/23

Chain of Custody Signatures

	Relinquished By (Signed)	Print Name	Date	Received by (signed)	Print Name	Date
1		John Myer	8/11/23		Anthony Ward	8/11/23
2						
3						

> For sample shipping and delivery details, see Sample Receipt & Review form (SRR).

TAT Requested: Normal: ____ Rush: ____ Specify: ____ (Subject to Surcharge)
Fax Results: [ ] Yes [X] No
Select Deliverable: [ ] C of A [ ] QC Summary [ ] level 1 [X] Level 2 [ ] Level 3 [ ] Level 4
Additional Remarks:
For Lab Receiving Use Only: Custody Seal Intact? [ ] Yes [ ] No Cooler Temp: ____ °C
Sample Collection Time Zone: [X] Eastern [ ] Pacific [ ] Central [ ] Mountain [ ] Other:

1.) Chain of Custody Number = Client Determined

2.) QC Codes: N = Normal Sample, TB = Trip Blank, FD = Field Duplicate, EB = Equipment Blank, MS = Matrix Spike Sample, MSD = Matrix Spike Duplicate Sample, G = Grab, C = Composite

3.) Field Filtered: For liquid matrices, indicate with a - Y - for yes the sample was field filtered or - N - for sample was not field filtered

4.) Matrix Codes: DW=Drinking Water, GW=Groundwater, SW=Surface Water, WW=Waste Water, W=Water, ML=Misc Liquid, SO=Soil, SD=Sediment, SL=Sludge, SS=Solid Waste, O=Oil, F=Filter, P=Wipe, U=Urine, F=Fecal, N=Nasal

5.) Sample Analysis Requested: Analytical method requested (i.e. 8260B, 6010B/7470A) and number of containers provided for each (i.e. 8260B - 3, 6010B/7470A - 1).

6.) Preservative Type: HA = Hydrochloric Acid, NI = Nitric Acid, SH = Sodium Hydroxide, SA = Sulfuric Acid, AA = Ascorbic Acid, HX = Hexane, ST = Sodium Thiosulfate, If no preservative is added = leave field blank

7.) KNOWN OR POSSIBLE HAZARDS

RCRA Metals
As = Arsenic
Ba = Barium
Cd = Cadmium
Cr = Chromium
Pb = Lead
Hg = Mercury
Se = Selenium
Ag = Silver
MR = Misc. RCRA metals

Characteristic Hazards
FL = Flammable/Ignitable
CO = Corrosive
RE = Reactive

TSCA Regulated
PCB = Polychlorinated biphenyls

Listed Waste
LW = Listed Waste
(F,K,P and U-listed wastes.)
Waste code(s):

Other
OT = Other / Unknown
(i.e.: High/low pH, asbestos, beryllium, irritants, other misc. health hazards, etc.)
Description:

Please provide any additional details below regarding handling and/or disposal concerns.
(i.e.: Origin of sample(s), type of site collected from, odd matrices, etc.)

Originally Nitrate by N were originally collected in unpreserved bottles. Later preserved Nitrate/Nitrite bottles were sent and collected from wells on 8/10/2023

Project # 175569434
GEL Quote #
COC Number (1) 8 Coolers
PO Number:

GEL Laboratories LLC
gel.com
Chemistry | Radiochemistry | Radiobioassay | Specialty Analytics

Chain of Custody and Analytical Request

GEL Laboratories, LLC
2040 Savage Road
Charleston, SC 29407
Phone: (843) 556-8171
Fax: (843) 766-1178

cooler 1 of 8

GEL Work Order Number: *GEL Project Manager: Erin Trent*

Client Name: Georgia Power Phone # (937-344-6533)

Project/Site Name: Plant Arkwright Ash Pond 3 Fax:

Address: 241 Ralph McGill Blvd SE, Atlanta, GA 30308

Collected By: John Myer, Dylan Quintal, Dylan Ripley, Houston Lynn
Send Results To: jabraham@southernco.com EDD@stantec.com edgar.smith@stantec.com

Sample Analysis Requested (5) (Fill in the number of containers for each test)

Sample ID (* For composites - indicate start and stop date/time)	*Date Collected (mm-dd-yy)	*Time Collected (Military) (hhmm)	QC Code (2)	Field Filtered (3)	Sample Matrix (4)	Radioactive (If yes, please supply isotopic info.)	(7) Known or possible Hazards	Total number of containers	Ag (App. I) (6020B)	Metals App. III (6020B)	Alkalinity (300.0 R2.1)	TDS (SM Method 2540C)	Anions (Cl, Fl, Sulfate) (300.0 Rev. 2.1 1993)	Metals App. IV (6020B)	RAD 226-228 Cmbd	Fe2+ / Mn2+ (EPA Method 6020B) (Field Filtered)		Mercury (7470B)	Metals Al, K, Mg, Na, Fe, Mn (6020B)		Comments (task_code: ARK-CCR-ASSMT-2023S1) A.S. 8/15/23
									NI	NI	NI			NI	NI	NI		NI	NI		<-- Preservative Type (6)
ARK-ARGWC-16	08-10-23	1605	N	Y	WG			9	X	X	X	X	X	X	X	X		X	X		See Nitrate/Nitrite COC for their times

Chain of Custody Signatures

	Relinquished By (Signed)	Print Name	Date		Received by (signed)	Print Name	Date
1	[signature]	John Myer	8/11/23	1	[signature]	Anthony Ward	8/11/23
2				2			
3				3			

TAT Requested: Normal: ____ Rush: ____ Specify: _____ (Subject to Surcharge)

Fax Results: [ ] Yes [X] No

Select Deliverable: [ ] C of A [ ] QC Summary [ ] level 1 [X] Level 2 [ ] Level 3 [ ] Level 4

Additional Remarks:

For Lab Receiving Use Only: *Custody Seal Intact?* [ ] *Yes* [ ] *No* *Cooler Temp:* ____ °C

> For sample shipping and delivery details, see Sample Receipt & Review form (SRR.)

Sample Collection Time Zone: [X] Eastern [ ] Pacific [ ] Central [ ] Mountain [ ] Other:

1) Chain of Custody Number = Client Determined

2) QC Codes: N = Normal Sample, TB = Trip Blank, FD = Field Duplicate, EB = Equipment Blank, MS = Matrix Spike Sample, MSD = Matrix Spike Duplicate Sample, G = Grab, C = Composite

3) Field Filtered: For liquid matrices, indicate with a - Y - for yes the sample was field filtered or - N - for sample was not field filtered

4) Matrix Codes: DW=Drinking Water, GW=Groundwater, SW=Surface Water, WW=Waste Water, W=Water, ML=Misc Liquid, SO=Soil, SD=Sediment, SL=Sludge, SS=Solid Waste, O=Oil, F=Filter, P=Wipe, U=Urine, F=Fecal, N=Nasa

5) Sample Analysis Requested: Analytical method requested (i.e. 8260B, 6010B/7470A) and number of containers provided for each (i.e. 8260B - 3, 6010B/7470A - 1)

6) Preservative Type: HA = Hydrochloric Acid, NI = Nitric Acid, SH = Sodium Hydroxide, SA = Sulfuric Acid, AA = Ascorbic Acid, HX = Hexane, ST = Sodium Thiosulfate. If no preservative is added = leave field blank

7) **KNOWN OR POSSIBLE HAZARDS**

RCRA Metals
As = Arsenic, Hg= Mercury
Ba = Barium, Se= Selenium
Cd = Cadmium, Ag= Silver
Cr = Chromium, MR= Misc. RCRA metals
Pb = Lead

Characteristic Hazards
FL = Flammable/Ignitable
CO = Corrosive
RE = Reactive

TSCA Regulated
PCB = Polychlorinated biphenyls

Listed Waste
LW= Listed Waste
(F,K,P and U-listed wastes.)
Waste code(s):

Other
OT= Other / Unknown
(i.e.: High/low pH, asbestos, beryllium, irritants, other misc. health hazards, etc.)
Description:

Please provide any additional details below regarding handling and/or disposal concerns. *(i.e.: Origin of sample(s), type of site collected from, odd matrices, etc.)*

Orignially Nitrate by N were originally collected in unpreserved bottles. Later preserved Nitrate/Nitrite bottles were sent and collected from wells on 8/10/2023

Page: 4 of 5
Project #: 175569434
GEL Quote #:
COC Number (1): 8 Coolers
PO Number:

GEL Laboratories LLC

gel.com | Chemistry | Radiochemistry | Radiobioassay | Specialty Analytics

Chain of Custody and Analytical Request

GEL Work Order Number:

GEL Project Manager: Erin Trent

2040 Savage Road
Charleston, SC 29407
Phone: (843) 556-8171
Fax: (843) 766-1178

coolers 1 of 8

Client Name: Georgia Power — Phone # (937-344-6533)

Project/Site Name: Plant Arkwright Ash Pond 3 Nitrate/Nitrite COC — Fax:

Address: 241 Ralph McGill Blvd SE, Atlanta, GA 30308

Collected By: John Myer, Dylan Quintal, Dylan Ripley, Houston Lynn

Send Results To: jabraham@southernco.com EDD@stantec.com edgar.smith@stantec.com

Sample Analysis Requested (5) (Fill in the number of containers for each test)

Sample ID (* For composites - indicate start and stop date/time)	*Date Collected (mm-dd-yy)	*Time Collected (Military) (hhmm)	QC Code (2)	Field Filtered (3)	Sample Matrix (4)	Should this sample be considered: Radioactive (If yes, please supply isotopic info.)	Should this sample be considered: (7) Known or possible Hazards	Total number of containers	SA	Nitrate/Nitrite (EPA Method 353.2)	<-- Preservative Type (6)
ARK-ARGWC-24	08-10-23	1935	N	N	WG			1		X	
ARK-AP3-FB-02	08-10-23	1914	FB	N	WQ			1		X	
ARK-ARAMW-4	08-10-23	1945	N	N	WG			1		X	
ARK-ARGWA-12	08-10-23	2018	N	N	WG			1		X	
ARK-ARGWC-17	08-10-23	1955	N	N	WG			1		X	
ARK-AP3-FD-02	08-10-23	NA	FD	N	WQ			1		X	
ARK-ARGWC-10	08-10-23	2007	N	N	WG			1		X	
ARK-AP3-FD-03	08-10-23	NA	FD	N	WQ			1		X	
ARK-ARGWA-13	08-10-23	2015	N	N	WG			1		X	
ARK-ARGWA-3	08-10-23	1915	N	N	WG			1		X	

Comments (task_code: ARK-CCR-ASSMT-2023S) 2
A.S. 8/15/23

Chain of Custody Signatures

	Relinquished By (Signed)	Print Name	Date	Received by (signed)	Print Name	Date
1	[signature]	John Myer	9/11/23	[signature]	Austin Ward	9/11/23
2				2		
3				3		

TAT Requested: Normal: ____ Rush: ____ Specify: _____ (Subject to Surcharge)

Fax Results: [ ] Yes [X] No

Select Deliverable: [ ] C of A [ ] QC Summary [ ] level 1 [X] Level 2 [ ] Level 3 [ ] Level 4

Additional Remarks:

For Lab Receiving Use Only: Custody Seal Intact? [ ] Yes [ ] No *Cooler Temp:* ____ °C

> *For sample shipping and delivery details, see Sample Receipt & Review form (SRR.)*

Sample Collection Time Zone: [X] Eastern [ ] Pacific [ ] Central [ ] Mountain [ ] Other:

1.) Chain of Custody Number = Client Determined

2.) QC Codes: **N** = Normal Sample, **TB** = Trip Blank, **FD** = Field Duplicate, **EB** = Equipment Blank, **MS** = Matrix Spike Sample, **MSD** = Matrix Spike Duplicate Sample, **G** = Grab, **C** = Composite

3.) Field Filtered: For liquid matrices, indicate with a - **Y** - for yes the sample was field filtered or - **N** - for sample was not field filtered

4.) Matrix Codes: **DW**=Drinking Water, **GW**=Groundwater, **SW**=Surface Water, **WW**=Waste Water, **W**=Water, **ML**=Misc Liquid, **SO**=Soil, **SD**=Sediment, **SL**=Sludge, **SS**=Solid Waste, **O**=Oil, **F**=Filter, **P**=Wipe, **U**=Urine, **F**=Fecal, **N**=Nasal

5.) Sample Analysis Requested: Analytical method requested (i.e. **8260B, 6010B/7470A**) and number of containers provided for each (i.e. *8260B* - **3**, *6010B/7470A* - **1**)

6.) Preservative Type: **HA** = Hydrochloric Acid, **NI** = Nitric Acid, **SH** = Sodium Hydroxide, **SA** = Sulfuric Acid, **AA** = Ascorbic Acid, **HX** = Hexane, **ST** = Sodium Thiosulfate, If no preservative is added = leave field blank

7.) **KNOWN OR POSSIBLE HAZARDS**

RCRA Metals
As = Arsenic; Hg= Mercury
Ba = Barium; Se= Selenium
Cd = Cadmium; Ag= Silver
Cr = Chromium; MR= Misc. RCRA metals
Pb = Lead

Characteristic Hazards
FL = Flammable/Ignitable
CO = Corrosive
RE = Reactive

TSCA Regulated
PCB = Polychlorinated biphenyls

Listed Waste
LW= Listed Waste
(F,K,P and U-listed wastes.)
Waste code(s):

Other
OT= Other / Unknown
(i.e.: High/low pH, asbestos, beryllium, irritants, other misc. health hazards, etc.)
Description:

Please provide any additional details below regarding handling and/or disposal concerns.
(i.e.: Origin of sample(s), type of site collected from, odd matrices, etc.)

Originally Nitrate by N were originally collected in unpreserved bottles; Later preserved Nitrate/Nitrite bottles were sent and collected from wells on 8/10/2023

Page: 3 of 5

Project # 175569434

GEL Quote #:

COC Number (1): 8 Coolers

PO Number:

GEL Laboratories LLC

gel.com | Chemistry | Radiochemistry | Radiobioassay | Specialty Analytics

Chain of Custody and Analytical Request

GEL Work Order Number:

GEL Project Manager: Erin Trent

GEL Laboratories, LLC
2040 Savage Road
Charleston, SC 29407
Phone: (843) 556-8171
Fax: (843) 766-1178

cooler 1 of 8

Client Name: Georgia Power

Phone # (937-344-6533)

Project/Site Name: Plant Arkwright Ash Pond 3 Nitrate/Nitrite COC

Fax:

Address: 241 Ralph McGill Blvd SE, Atlanta, GA 30308

Collected By: John Myer, Dylan Quintal, Dylan Ripley, Houston Lynn

Send Results To: jabraham@southernco.com EDD@stantec.com edgar.smith@stantec.com

Sample Analysis Requested (5) (Fill in the number of containers for each test)

Sample ID (* For composites - indicate start and stop date/time)	*Date Collected (mm-dd-yy)	*Time Collected (Military) (hhmm)	QC Code (2)	Field Filtered (3)	Sample Matrix (4)	Should this sample be considered: Radioactive (If yes, please supply isotopic info.)	Should this sample be considered: (7) Known or possible Hazards	Total number of containers	SA	Nitrate/Nitrite (EPA Method 353.2)	<-- Preservative Type (6)
ARK-AP3-EB-02	08-10-23	1920	EB	N	WQ			1		X	
ARK-ARGWC-15	08-10-23	1925	N	N	WG			1		X	
ARK-AP3-FB-03	08-10-23	1916	FB	N	WQ			1		X	
ARK-ARGWC-9	08-10-23	1949	N	N	WG			1		X	
ARK-ARGWC-8	08-10-23	2004	N	N	WG			1		X	
ARK-ARGWC-16	08-10-23	1955	N	N	WG			1		X	
ARK-AP3-EB-03	08-10-23	1918	EB	N	WQ			1		X	
ARK-ARGWC-18	08-10-23	2000	N	N	WG			1		X	
ARK-ARGWC-7	08-10-23	2005	N	N	WG			1		X	
ARK-ARGWA-5	08-10-23	1945	N	N	WG			1		X	

Comments (task_code: ARK-CCR-ASSMT-2023SI) 2

A-S. 8/15/23

Chain of Custody Signatures

	Relinquished By (Signed)	Print Name	Date	Received by (signed)	Print Name	Date
1	[signature]	of John Myer	8/11/23	1 [signature]	Anthony Wood	8/11/23
2				2		
3				3		

TAT Requested: Normal: ____ Rush: ____ Specify: ____ (Subject to Surcharge)

Fax Results: [ ] Yes [X] No

Select Deliverable: [ ] C of A [ ] QC Summary [ ] level 1 [X] Level 2 [ ] Level 3 [ ] Level 4

Additional Remarks:

For Lab Receiving Use Only: *Custody Seal Intact?* [ ] Yes [ ] No ***Cooler Temp:*** ____ °C

> ***For sample shipping and delivery details, see Sample Receipt & Review form (SRR.)***

Sample Collection Time Zone: [X] Eastern [ ] Pacific [ ] Central [ ] Mountain [ ] Other

1.) Chain of Custody Number = Client Determined

2.) QC Codes: N = Normal Sample, TB = Trip Blank, FD = Field Duplicate, EB = Equipment Blank, MS = Matrix Spike Sample, MSD = Matrix Spike Duplicate Sample, G = Grab, C = Composite

3.) Field Filtered: For liquid matrices, indicate with a - Y - for yes the sample was field filtered or - N - for sample was not field filtered

4.) Matrix Codes: DW=Drinking Water, GW=Groundwater, SW=Surface Water, WW=Waste Water, W=Water, ML=Misc Liquid, SO=Soil, SD=Sediment, SL=Sludge, SS=Solid Waste, O=Oil, F=Filter, P=Wipe, U=Urine, F=Fecal, N=Nasal

5.) Sample Analysis Requested: Analytical method requested (i.e. 8260B, 6010B/7470A) and number of containers provided for each (i.e. 8260B - 3, 6010B/7470A - 1)

6.) Preservative Type: HA = Hydrochloric Acid, NI = Nitric Acid, SH = Sodium Hydroxide, SA = Sulfuric Acid, AA = Ascorbic Acid, HX = Hexane, ST = Sodium Thiosulfate, If no preservative is added = leave field blank

7.) **KNOWN OR POSSIBLE HAZARDS**

RCRA Metals
As = Arsenic
Ba = Barium
Cd = Cadmium
Cr = Chromium
Pb = Lead
Hg= Mercury
Se= Selenium
Ag= Silver
MR= Misc. RCRA metals

Characteristic Hazards
FL = Flammable/Ignitable
CO = Corrosive
RE = Reactive

TSCA Regulated
PCB = Polychlorinated biphenyls

Listed Waste
LW= Listed Waste
(F,K,P and U-listed wastes.)
Waste code(s):

Other
OT= Other / Unknown
(i.e.: High/low pH, asbestos, beryllium, irritants, other misc. health hazards, etc.)
Description:

Please provide any additional details below regarding handling and/or disposal concerns.
(i.e. Origin of sample(s), type of site collected from, odd matrices, etc.)

Originally Nitrate by N were originally collected in unpreserved bottles. Later preserved Nitrate Nitrite bottles were sent and collected from wells on 8/10/2023

List of current GEL Certifications as of 19 September 2023

State	Certification
Alabama	42200
Alaska	17-018
Alaska Drinking Water	SC00012
Arkansas	88-0651
CLIA	42D0904046
California	2940
Colorado	SC00012
Connecticut	PH-0169
DoD ELAP/ ISO17025 A2LA	2567.01
Florida NELAP	E87156
Foreign Soils Permit	P330-15-00283, P330-15-00253
Georgia	SC00012
Georgia SDWA	967
Hawaii	SC00012
Idaho	SC00012
Illinois NELAP	200029
Indiana	C-SC-01
Kansas NELAP	E-10332
Kentucky SDWA	90129
Kentucky Wastewater	90129
Louisiana Drinking Water	LA024
Louisiana NELAP	03046 (AI33904)
Maine	2019020
Maryland	270
Massachusetts	M-SC012
Massachusetts PFAS Approv	Letter
Michigan	9976
Mississippi	SC00012
Nebraska	NE-OS-26-13
Nevada	SC000122023-4
New Hampshire NELAP	2054
New Jersey NELAP	SC002
New Mexico	SC00012
New York NELAP	11501
North Carolina	233
North Carolina SDWA	45709
North Dakota	R-158
Oklahoma	2022-160
Pennsylvania NELAP	68-00485
Puerto Rico	SC00012
S. Carolina Radiochem	10120002
Sanitation Districts of L	9255651
South Carolina Chemistry	10120001
Tennessee	TN 02934
Texas NELAP	T104704235-23-21
Utah NELAP	SC000122022-37
Vermont	VT87156
Virginia NELAP	460202
Washington	C780

Pace Analytical Services, LLC
110 Technology Parkway
Peachtree Corners, GA 30092
(770)734-4200

August 18, 2023

Kelley Sharpe
ARCADIS - Atlanta
2839 Paces Ferry Rd
STE 900
Atlanta, GA 30339

RE: Project: Plant Arkwright-CCR Ash Pond
Pace Project No.: 92682086

Dear Kelley Sharpe:

Enclosed are the analytical results for sample(s) received by the laboratory on August 10, 2023. The results relate only to the samples included in this report. Results reported herein conform to the applicable TNI/NELAC Standards and the laboratory's Quality Manual, where applicable, unless otherwise noted in the body of the report.

The test results provided in this final report were generated by each of the following laboratories within the Pace Network:

- Pace Analytical Services - Asheville
- Pace Analytical Services - Peachtree Corners, GA

If you have any questions concerning this report, please feel free to contact me.

Sincerely,

Maiya Parks
maiya.parks@pacelabs.com
(770)734-4200
Project Manager

Enclosures

cc: Joju Abraham, Georgia Power-CCR
Jordan Gamble, ARCADIS - Atlanta
Ben Hodges, Georgia Power-CCR
Warren Johnson, ARCADIS - Atlanta
Laura Midkiff, Georgia Power
Charles Steele, Arcadis - Atlanta
Tina Sullivan, ERM

This report shall not be reproduced, except in full,
without the written consent of Pace Analytical Services, LLC.

Pace Analytical Services, LLC
110 Technology Parkway
Peachtree Corners, GA 30092
(770)734-4200

CERTIFICATIONS

Project: Plant Arkwright-CCR Ash Pond
Pace Project No.: 92682086

Pace Analytical Services Asheville
2225 Riverside Drive, Asheville, NC 28804
Florida/NELAP Certification #: E87648
North Carolina Drinking Water Certification #: 37712
North Carolina Wastewater Certification #: 40
South Carolina Laboratory ID: 99030
South Carolina Certification #: 99030001
Virginia/VELAP Certification #: 460222

Pace Analytical Services Peachtree Corners
110 Technology Pkwy, Peachtree Corners, GA 30092
Florida DOH Certification #: E87315
Georgia DW Inorganics Certification #: 812
North Carolina Certification #: 381
South Carolina Certification #: 98011001
Virginia Certification #: 460204

REPORT OF LABORATORY ANALYSIS

This report shall not be reproduced, except in full,
without the written consent of Pace Analytical Services, LLC.

Pace Analytical Services, LLC
110 Technology Parkway
Peachtree Corners, GA 30092
(770)734-4200

SAMPLE SUMMARY

Project: Plant Arkwright-CCR Ash Pond
Pace Project No.: 92682086

Lab ID	Sample ID	Matrix	Date Collected	Date Received
92682086001	**ARK-BT-1.6**	Water	08/10/23 09:12	08/10/23 13:46
92682086002	**ARK-BT-1.1**	Water	08/10/23 09:38	08/10/23 13:46
92682086003	**ARK-BT-1.2**	Water	08/10/23 09:32	08/10/23 13:46
92682086004	**ARK-BT-1.3**	Water	08/10/23 09:22	08/10/23 13:46
92682086005	**ARK-BT-1.0**	Water	08/10/23 09:43	08/10/23 13:46
92682086006	**ARK-BC-0.8b**	Water	08/10/23 11:08	08/10/23 13:46

This report shall not be reproduced, except in full,
without the written consent of Pace Analytical Services, LLC.

Pace Analytical Services, LLC
110 Technology Parkway
Peachtree Corners, GA 30092
(770)734-4200

SAMPLE ANALYTE COUNT

Project: Plant Arkwright-CCR Ash Pond
Pace Project No.: 92682086

Lab ID	Sample ID	Method	Analysts	Analytes Reported	Laboratory
92682086001	**ARK-BT-1.6**	EPA 6010D	MS	5	PASI-GA
		EPA 6020B	CW1	1	PASI-GA
		SM 2540C-2015	DL1	1	PASI-GA
		SM 2320B-2011	SMS	2	PASI-A
		EPA 9056A	CDC	3	PASI-A
92682086002	**ARK-BT-1.1**	EPA 6010D	MS	5	PASI-GA
		EPA 6020B	CW1	1	PASI-GA
		SM 2540C-2015	DL1	1	PASI-GA
		SM 2320B-2011	SMS	2	PASI-A
		EPA 9056A	CDC	3	PASI-A
92682086003	**ARK-BT-1.2**	EPA 6010D	MS	5	PASI-GA
		EPA 6020B	CW1	1	PASI-GA
		SM 2540C-2015	DL1	1	PASI-GA
		SM 2320B-2011	SMS	2	PASI-A
		EPA 9056A	CDC	3	PASI-A
92682086004	**ARK-BT-1.3**	EPA 6010D	MS	5	PASI-GA
		EPA 6020B	CW1	1	PASI-GA
		SM 2540C-2015	DL1	1	PASI-GA
		SM 2320B-2011	SMS	2	PASI-A
		EPA 9056A	CDC	3	PASI-A
92682086005	**ARK-BT-1.0**	EPA 6010D	MS	5	PASI-GA
		EPA 6020B	CW1	1	PASI-GA
		SM 2540C-2015	DL1	1	PASI-GA
		SM 2320B-2011	SMS	2	PASI-A
		EPA 9056A	CDC	3	PASI-A
92682086006	**ARK-BC-0.8b**	EPA 6010D	MS	5	PASI-GA
		EPA 6020B	CW1	1	PASI-GA
		SM 2540C-2015	DL1	1	PASI-GA
		SM 2320B-2011	SMS	2	PASI-A
		EPA 9056A	CDC	3	PASI-A

PASI-A = Pace Analytical Services - Asheville
PASI-GA = Pace Analytical Services - Peachtree Corners, GA

This report shall not be reproduced, except in full,
without the written consent of Pace Analytical Services, LLC.

Pace Analytical Services, LLC
110 Technology Parkway
Peachtree Corners, GA 30092
(770)734-4200

ANALYTICAL RESULTS

Project: Plant Arkwright-CCR Ash Pond
Pace Project No.: 92682086

Sample: ARK-BT-1.6 **Lab ID: 92682086001** Collected: 08/10/23 09:12 Received: 08/10/23 13:46 Matrix: Water

Parameters	Results	Units	Report Limit	DF	Prepared	Analyzed	CAS No.	Qual
6010D ATL ICP	Analytical Method: EPA 6010D Preparation Method: EPA 3010A Pace Analytical Services - Peachtree Corners, GA							
Boron	ND	mg/L	0.040	1	08/11/23 12:25	08/11/23 23:22	7440-42-8	
Potassium	**1.5**	mg/L	0.50	1	08/11/23 12:25	08/11/23 23:22	7440-09-7	
Sodium	**4.7**	mg/L	1.0	1	08/11/23 12:25	08/11/23 23:22	7440-23-5	
Calcium	**6.6**	mg/L	1.0	1	08/11/23 12:25	08/11/23 23:22	7440-70-2	
Magnesium	**3.7**	mg/L	0.050	1	08/11/23 12:25	08/11/23 23:22	7439-95-4	
6020 MET ICPMS	Analytical Method: EPA 6020B Preparation Method: EPA 3005A Pace Analytical Services - Peachtree Corners, GA							
Cobalt	ND	mg/L	0.0050	1	08/12/23 12:20	08/15/23 18:43	7440-48-4	
2540C Total Dissolved Solids	Analytical Method: SM 2540C-2015 Pace Analytical Services - Peachtree Corners, GA							
Total Dissolved Solids	**58.0**	mg/L	25.0	1		08/14/23 13:27		
2320B Alkalinity	Analytical Method: SM 2320B-2011 Pace Analytical Services - Asheville							
Alkalinity,Bicarbonate (CaCO3)	**37.7**	mg/L	5.0	1		08/15/23 15:48		
Alkalinity, Total as CaCO3	**37.7**	mg/L	5.0	1		08/15/23 15:48		
9056 IC anions 28 Days	Analytical Method: EPA 9056A Pace Analytical Services - Asheville							
Chloride	**4.2**	mg/L	1.0	1		08/11/23 12:04	16887-00-6	
Fluoride	ND	mg/L	0.10	1		08/11/23 12:04	16984-48-8	
Sulfate	ND	mg/L	1.0	1		08/11/23 12:04	14808-79-8	

REPORT OF LABORATORY ANALYSIS

This report shall not be reproduced, except in full,
without the written consent of Pace Analytical Services, LLC.

Pace Analytical Services, LLC
110 Technology Parkway
Peachtree Corners, GA 30092
(770)734-4200

ANALYTICAL RESULTS

Project: Plant Arkwright-CCR Ash Pond
Pace Project No.: 92682086

Sample: ARK-BT-1.1 **Lab ID: 92682086002** Collected: 08/10/23 09:38 Received: 08/10/23 13:46 Matrix: Water

Parameters	Results	Units	Report Limit	DF	Prepared	Analyzed	CAS No.	Qual
6010D ATL ICP	Analytical Method: EPA 6010D Preparation Method: EPA 3010A Pace Analytical Services - Peachtree Corners, GA							
Boron	ND	mg/L	0.040	1	08/11/23 12:25	08/11/23 23:26	7440-42-8	
Potassium	**3.0**	mg/L	0.50	1	08/11/23 12:25	08/11/23 23:26	7440-09-7	M1
Sodium	**6.0**	mg/L	1.0	1	08/11/23 12:25	08/11/23 23:26	7440-23-5	M1
Calcium	**10.5**	mg/L	1.0	1	08/11/23 12:25	08/11/23 23:26	7440-70-2	M1
Magnesium	**6.5**	mg/L	0.050	1	08/11/23 12:25	08/11/23 23:26	7439-95-4	M1
6020 MET ICPMS	Analytical Method: EPA 6020B Preparation Method: EPA 3005A Pace Analytical Services - Peachtree Corners, GA							
Cobalt	ND	mg/L	0.0050	1	08/12/23 12:20	08/15/23 18:46	7440-48-4	
2540C Total Dissolved Solids	Analytical Method: SM 2540C-2015 Pace Analytical Services - Peachtree Corners, GA							
Total Dissolved Solids	**97.0**	mg/L	25.0	1		08/15/23 16:57		
2320B Alkalinity	Analytical Method: SM 2320B-2011 Pace Analytical Services - Asheville							
Alkalinity,Bicarbonate (CaCO3)	**68.9**	mg/L	5.0	1		08/15/23 15:54		
Alkalinity, Total as CaCO3	**68.9**	mg/L	5.0	1		08/15/23 15:54		
9056 IC anions 28 Days	Analytical Method: EPA 9056A Pace Analytical Services - Asheville							
Chloride	**5.0**	mg/L	1.0	1		08/11/23 12:46	16887-00-6	
Fluoride	ND	mg/L	0.10	1		08/11/23 12:46	16984-48-8	
Sulfate	**1.8**	mg/L	1.0	1		08/11/23 12:46	14808-79-8	

REPORT OF LABORATORY ANALYSIS

This report shall not be reproduced, except in full,
without the written consent of Pace Analytical Services, LLC.

Pace Analytical Services, LLC
110 Technology Parkway
Peachtree Corners, GA 30092
(770)734-4200

ANALYTICAL RESULTS

Project: Plant Arkwright-CCR Ash Pond
Pace Project No.: 92682086

Sample: ARK-BT-1.2 **Lab ID: 92682086003** Collected: 08/10/23 09:32 Received: 08/10/23 13:46 Matrix: Water

Parameters	Results	Units	Report Limit	DF	Prepared	Analyzed	CAS No.	Qual
6010D ATL ICP	Analytical Method: EPA 6010D Preparation Method: EPA 3010A Pace Analytical Services - Peachtree Corners, GA							
Boron	ND	mg/L	0.040	1	08/11/23 12:25	08/11/23 23:55	7440-42-8	
Potassium	**2.8**	mg/L	0.50	1	08/11/23 12:25	08/11/23 23:55	7440-09-7	
Sodium	**6.2**	mg/L	1.0	1	08/11/23 12:25	08/11/23 23:55	7440-23-5	
Calcium	**10.0**	mg/L	1.0	1	08/11/23 12:25	08/11/23 23:55	7440-70-2	
Magnesium	**6.6**	mg/L	0.050	1	08/11/23 12:25	08/11/23 23:55	7439-95-4	
6020 MET ICPMS	Analytical Method: EPA 6020B Preparation Method: EPA 3005A Pace Analytical Services - Peachtree Corners, GA							
Cobalt	**0.013**	mg/L	0.0050	1	08/12/23 12:20	08/15/23 18:50	7440-48-4	
2540C Total Dissolved Solids	Analytical Method: SM 2540C-2015 Pace Analytical Services - Peachtree Corners, GA							
Total Dissolved Solids	**90.0**	mg/L	25.0	1		08/15/23 16:58		
2320B Alkalinity	Analytical Method: SM 2320B-2011 Pace Analytical Services - Asheville							
Alkalinity,Bicarbonate (CaCO3)	**70.7**	mg/L	5.0	1		08/15/23 16:01		
Alkalinity, Total as CaCO3	**70.7**	mg/L	5.0	1		08/15/23 16:01		
9056 IC anions 28 Days	Analytical Method: EPA 9056A Pace Analytical Services - Asheville							
Chloride	**4.9**	mg/L	1.0	1		08/11/23 13:00	16887-00-6	
Fluoride	**0.11**	mg/L	0.10	1		08/11/23 13:00	16984-48-8	
Sulfate	**2.9**	mg/L	1.0	1		08/11/23 13:00	14808-79-8	

REPORT OF LABORATORY ANALYSIS

This report shall not be reproduced, except in full,
without the written consent of Pace Analytical Services, LLC.

Pace Analytical Services, LLC
110 Technology Parkway
Peachtree Corners, GA 30092
(770)734-4200

ANALYTICAL RESULTS

Project: Plant Arkwright-CCR Ash Pond
Pace Project No.: 92682086

Sample: ARK-BT-1.3 **Lab ID: 92682086004** Collected: 08/10/23 09:22 Received: 08/10/23 13:46 Matrix: Water

Parameters	Results	Units	Report Limit	DF	Prepared	Analyzed	CAS No.	Qual
6010D ATL ICP	Analytical Method: EPA 6010D Preparation Method: EPA 3010A Pace Analytical Services - Peachtree Corners, GA							
Boron	ND	mg/L	0.040	1	08/11/23 12:25	08/12/23 00:00	7440-42-8	
Potassium	**3.0**	mg/L	0.50	1	08/11/23 12:25	08/12/23 00:00	7440-09-7	
Sodium	**6.2**	mg/L	1.0	1	08/11/23 12:25	08/12/23 00:00	7440-23-5	
Calcium	**10.0**	mg/L	1.0	1	08/11/23 12:25	08/12/23 00:00	7440-70-2	
Magnesium	**6.4**	mg/L	0.050	1	08/11/23 12:25	08/12/23 00:00	7439-95-4	
6020 MET ICPMS	Analytical Method: EPA 6020B Preparation Method: EPA 3005A Pace Analytical Services - Peachtree Corners, GA							
Cobalt	**0.011**	mg/L	0.0050	1	08/12/23 12:20	08/15/23 19:05	7440-48-4	
2540C Total Dissolved Solids	Analytical Method: SM 2540C-2015 Pace Analytical Services - Peachtree Corners, GA							
Total Dissolved Solids	**96.0**	mg/L	25.0	1		08/15/23 16:58		
2320B Alkalinity	Analytical Method: SM 2320B-2011 Pace Analytical Services - Asheville							
Alkalinity,Bicarbonate (CaCO3)	**63.1**	mg/L	5.0	1		08/15/23 16:08		
Alkalinity, Total as CaCO3	**63.1**	mg/L	5.0	1		08/15/23 16:08		
9056 IC anions 28 Days	Analytical Method: EPA 9056A Pace Analytical Services - Asheville							
Chloride	**5.0**	mg/L	1.0	1		08/11/23 13:14	16887-00-6	
Fluoride	ND	mg/L	0.10	1		08/11/23 13:14	16984-48-8	
Sulfate	**1.1**	mg/L	1.0	1		08/11/23 13:14	14808-79-8	

REPORT OF LABORATORY ANALYSIS

This report shall not be reproduced, except in full,
without the written consent of Pace Analytical Services, LLC.

Pace Analytical Services, LLC
110 Technology Parkway
Peachtree Corners, GA 30092
(770)734-4200

ANALYTICAL RESULTS

Project: Plant Arkwright-CCR Ash Pond
Pace Project No.: 92682086

Sample: ARK-BT-1.0 **Lab ID: 92682086005** Collected: 08/10/23 09:43 Received: 08/10/23 13:46 Matrix: Water

Parameters	Results	Units	Report Limit	DF	Prepared	Analyzed	CAS No.	Qual
6010D ATL ICP	Analytical Method: EPA 6010D Preparation Method: EPA 3010A Pace Analytical Services - Peachtree Corners, GA							
Boron	ND	mg/L	0.040	1	08/11/23 12:25	08/12/23 00:05	7440-42-8	
Potassium	**2.8**	mg/L	0.50	1	08/11/23 12:25	08/12/23 00:05	7440-09-7	
Sodium	**5.9**	mg/L	1.0	1	08/11/23 12:25	08/12/23 00:05	7440-23-5	
Calcium	**8.8**	mg/L	1.0	1	08/11/23 12:25	08/12/23 00:05	7440-70-2	
Magnesium	**5.8**	mg/L	0.050	1	08/11/23 12:25	08/12/23 00:05	7439-95-4	
6020 MET ICPMS	Analytical Method: EPA 6020B Preparation Method: EPA 3005A Pace Analytical Services - Peachtree Corners, GA							
Cobalt	ND	mg/L	0.0050	1	08/12/23 12:20	08/15/23 19:09	7440-48-4	
2540C Total Dissolved Solids	Analytical Method: SM 2540C-2015 Pace Analytical Services - Peachtree Corners, GA							
Total Dissolved Solids	**85.0**	mg/L	25.0	1		08/15/23 16:58		
2320B Alkalinity	Analytical Method: SM 2320B-2011 Pace Analytical Services - Asheville							
Alkalinity,Bicarbonate (CaCO3)	**56.3**	mg/L	5.0	1		08/15/23 16:15		
Alkalinity, Total as CaCO3	**56.3**	mg/L	5.0	1		08/15/23 16:15		
9056 IC anions 28 Days	Analytical Method: EPA 9056A Pace Analytical Services - Asheville							
Chloride	**5.1**	mg/L	1.0	1		08/11/23 13:28	16887-00-6	
Fluoride	ND	mg/L	0.10	1		08/11/23 13:28	16984-48-8	
Sulfate	**2.0**	mg/L	1.0	1		08/11/23 13:28	14808-79-8	

REPORT OF LABORATORY ANALYSIS

This report shall not be reproduced, except in full,
without the written consent of Pace Analytical Services, LLC.

Pace Analytical Services, LLC
110 Technology Parkway
Peachtree Corners, GA 30092
(770)734-4200

ANALYTICAL RESULTS

Project: Plant Arkwright-CCR Ash Pond
Pace Project No.: 92682086

Sample: ARK-BC-0.8b **Lab ID: 92682086006** Collected: 08/10/23 11:08 Received: 08/10/23 13:46 Matrix: Water

Parameters	Results	Units	Report Limit	DF	Prepared	Analyzed	CAS No.	Qual
6010D ATL ICP	Analytical Method: EPA 6010D Preparation Method: EPA 3010A Pace Analytical Services - Peachtree Corners, GA							
Boron	ND	mg/L	0.040	1	08/11/23 12:25	08/12/23 00:10	7440-42-8	
Potassium	**2.5**	mg/L	0.50	1	08/11/23 12:25	08/12/23 00:10	7440-09-7	
Sodium	**7.3**	mg/L	1.0	1	08/11/23 12:25	08/12/23 00:10	7440-23-5	
Calcium	**7.9**	mg/L	1.0	1	08/11/23 12:25	08/12/23 00:10	7440-70-2	
Magnesium	**3.6**	mg/L	0.050	1	08/11/23 12:25	08/12/23 00:10	7439-95-4	
6020 MET ICPMS	Analytical Method: EPA 6020B Preparation Method: EPA 3005A Pace Analytical Services - Peachtree Corners, GA							
Cobalt	ND	mg/L	0.0050	1	08/12/23 12:20	08/15/23 19:20	7440-48-4	
2540C Total Dissolved Solids	Analytical Method: SM 2540C-2015 Pace Analytical Services - Peachtree Corners, GA							
Total Dissolved Solids	**81.0**	mg/L	25.0	1		08/16/23 10:54		
2320B Alkalinity	Analytical Method: SM 2320B-2011 Pace Analytical Services - Asheville							
Alkalinity,Bicarbonate (CaCO3)	**43.1**	mg/L	5.0	1		08/15/23 16:22		
Alkalinity, Total as CaCO3	**43.1**	mg/L	5.0	1		08/15/23 16:22		
9056 IC anions 28 Days	Analytical Method: EPA 9056A Pace Analytical Services - Asheville							
Chloride	**6.6**	mg/L	1.0	1		08/11/23 13:42	16887-00-6	
Fluoride	ND	mg/L	0.10	1		08/11/23 13:42	16984-48-8	
Sulfate	**2.4**	mg/L	1.0	1		08/11/23 13:42	14808-79-8	

REPORT OF LABORATORY ANALYSIS

This report shall not be reproduced, except in full,
without the written consent of Pace Analytical Services, LLC.

Pace Analytical Services, LLC
110 Technology Parkway
Peachtree Corners, GA 30092
(770)734-4200

QUALITY CONTROL DATA

Project: Plant Arkwright-CCR Ash Pond
Pace Project No.: 92682086

QC Batch: 792976
QC Batch Method: EPA 3010A
Analysis Method: EPA 6010D
Analysis Description: 6010D ATL
Laboratory: Pace Analytical Services - Peachtree Corners, GA
Associated Lab Samples: 92682086001, 92682086002, 92682086003, 92682086004, 92682086005, 92682086006

METHOD BLANK: 4109304 Matrix: Water
Associated Lab Samples: 92682086001, 92682086002, 92682086003, 92682086004, 92682086005, 92682086006

Parameter	Units	Blank Result	Reporting Limit	Analyzed	Qualifiers
Boron	mg/L	ND	0.040	08/11/23 23:12	
Calcium	mg/L	ND	1.0	08/11/23 23:12	
Magnesium	mg/L	ND	0.050	08/11/23 23:12	
Potassium	mg/L	ND	0.50	08/11/23 23:12	
Sodium	mg/L	ND	1.0	08/11/23 23:12	

LABORATORY CONTROL SAMPLE: 4109305

Parameter	Units	Spike Conc.	LCS Result	LCS % Rec	% Rec Limits	Qualifiers
Boron	mg/L	1	0.99	99	80-120	
Calcium	mg/L	1	ND	100	80-120	
Magnesium	mg/L	1	1.0	101	80-120	
Potassium	mg/L	1	1.1	110	80-120	
Sodium	mg/L	1	1.0	102	80-120	

MATRIX SPIKE & MATRIX SPIKE DUPLICATE: 4109983 4109984

Parameter	Units	92682086002 Result	MS Spike Conc.	MSD Spike Conc.	MS Result	MSD Result	MS % Rec	MSD % Rec	% Rec Limits	RPD	Max RPD	Qual
Boron	mg/L	ND	1	1	1.0	1.1	100	103	75-125	3	20	
Calcium	mg/L	10.5	1	1	11.4	12.2	89	169	75-125	7	20	M1
Magnesium	mg/L	6.5	1	1	7.4	8.0	89	145	75-125	7	20	M1
Potassium	mg/L	3.0	1	1	3.9	4.2	96	127	75-125	8	20	M1
Sodium	mg/L	6.0	1	1	7.0	7.4	99	142	75-125	6	20	M1

Results presented on this page are in the units indicated by the "Units" column except where an alternate unit is presented to the right of the result.

REPORT OF LABORATORY ANALYSIS

This report shall not be reproduced, except in full,
without the written consent of Pace Analytical Services, LLC.

Pace Analytical Services, LLC
110 Technology Parkway
Peachtree Corners, GA 30092
(770)734-4200

QUALITY CONTROL DATA

Project: Plant Arkwright-CCR Ash Pond
Pace Project No.: 92682086

QC Batch: 792962
QC Batch Method: EPA 3005A
Analysis Method: EPA 6020B
Analysis Description: 6020 MET
Laboratory: Pace Analytical Services - Peachtree Corners, GA
Associated Lab Samples: 92682086001, 92682086002, 92682086003, 92682086004, 92682086005, 92682086006

METHOD BLANK: 4109255 Matrix: Water
Associated Lab Samples: 92682086001, 92682086002, 92682086003, 92682086004, 92682086005, 92682086006

Parameter	Units	Blank Result	Reporting Limit	Analyzed	Qualifiers
Cobalt	mg/L	ND	0.0050	08/15/23 18:35	

LABORATORY CONTROL SAMPLE: 4109256

Parameter	Units	Spike Conc.	LCS Result	LCS % Rec	% Rec Limits	Qualifiers
Cobalt	mg/L	0.1	0.097	97	80-120	

MATRIX SPIKE & MATRIX SPIKE DUPLICATE: 4109257 4109258

Parameter	Units	92682086003 Result	MS Spike Conc.	MSD Spike Conc.	MS Result	MSD Result	MS % Rec	MSD % Rec	% Rec Limits	RPD	Max RPD	Qual
Cobalt	mg/L	0.013	0.1	0.1	0.11	0.11	98	99	75-125	1	20	

Results presented on this page are in the units indicated by the "Units" column except where an alternate unit is presented to the right of the result.

REPORT OF LABORATORY ANALYSIS

This report shall not be reproduced, except in full,
without the written consent of Pace Analytical Services, LLC.

Pace Analytical Services, LLC
110 Technology Parkway
Peachtree Corners, GA 30092
(770)734-4200

QUALITY CONTROL DATA

Project: Plant Arkwright-CCR Ash Pond
Pace Project No.: 92682086

QC Batch: 793414
QC Batch Method: SM 2540C-2015
Analysis Method: SM 2540C-2015
Analysis Description: 2540C Total Dissolved Solids
Laboratory: Pace Analytical Services - Peachtree Corners, GA
Associated Lab Samples: 92682086001

METHOD BLANK: 4111318 Matrix: Water
Associated Lab Samples: 92682086001

Parameter	Units	Blank Result	Reporting Limit	Analyzed	Qualifiers
Total Dissolved Solids	mg/L	ND	25.0	08/14/23 13:14	

LABORATORY CONTROL SAMPLE: 4111319

Parameter	Units	Spike Conc.	LCS Result	LCS % Rec	% Rec Limits	Qualifiers
Total Dissolved Solids	mg/L	400	436	109	80-120	

SAMPLE DUPLICATE: 4111320

Parameter	Units	92681885002 Result	Dup Result	RPD	Max RPD	Qualifiers
Total Dissolved Solids	mg/L	189	193	2	10	

SAMPLE DUPLICATE: 4111321

Parameter	Units	92682120003 Result	Dup Result	RPD	Max RPD	Qualifiers
Total Dissolved Solids	mg/L	61.0	62.0	2	10	

Results presented on this page are in the units indicated by the "Units" column except where an alternate unit is presented to the right of the result.

REPORT OF LABORATORY ANALYSIS

This report shall not be reproduced, except in full,
without the written consent of Pace Analytical Services, LLC.

Pace Analytical Services, LLC
110 Technology Parkway
Peachtree Corners, GA 30092
(770)734-4200

QUALITY CONTROL DATA

Project: Plant Arkwright-CCR Ash Pond
Pace Project No.: 92682086

QC Batch: 793700
QC Batch Method: SM 2540C-2015
Analysis Method: SM 2540C-2015
Analysis Description: 2540C Total Dissolved Solids
Laboratory: Pace Analytical Services - Peachtree Corners, GA
Associated Lab Samples: 92682086002, 92682086003, 92682086004, 92682086005

METHOD BLANK: 4112841 Matrix: Water
Associated Lab Samples: 92682086002, 92682086003, 92682086004, 92682086005

Parameter	Units	Blank Result	Reporting Limit	Analyzed	Qualifiers
Total Dissolved Solids	mg/L	ND	25.0	08/15/23 16:52	

LABORATORY CONTROL SAMPLE: 4112842

Parameter	Units	Spike Conc.	LCS Result	LCS % Rec	% Rec Limits	Qualifiers
Total Dissolved Solids	mg/L	400	446	112	80-120	

SAMPLE DUPLICATE: 4112843

Parameter	Units	92682396001 Result	Dup Result	RPD	Max RPD	Qualifiers
Total Dissolved Solids	mg/L	1890	1910	1	10	

SAMPLE DUPLICATE: 4112844

Parameter	Units	92682397001 Result	Dup Result	RPD	Max RPD	Qualifiers
Total Dissolved Solids	mg/L	771	760	1	10	

Results presented on this page are in the units indicated by the "Units" column except where an alternate unit is presented to the right of the result.

REPORT OF LABORATORY ANALYSIS

This report shall not be reproduced, except in full,
without the written consent of Pace Analytical Services, LLC.

Pace Analytical Services, LLC
110 Technology Parkway
Peachtree Corners, GA 30092
(770)734-4200

QUALITY CONTROL DATA

Project: Plant Arkwright-CCR Ash Pond
Pace Project No.: 92682086

QC Batch: 793913
QC Batch Method: SM 2540C-2015
Analysis Method: SM 2540C-2015
Analysis Description: 2540C Total Dissolved Solids
Laboratory: Pace Analytical Services - Peachtree Corners, GA
Associated Lab Samples: 92682086006

METHOD BLANK: 4113724 Matrix: Water
Associated Lab Samples: 92682086006

Parameter	Units	Blank Result	Reporting Limit	Analyzed	Qualifiers
Total Dissolved Solids	mg/L	ND	25.0	08/16/23 10:52	

LABORATORY CONTROL SAMPLE: 4113725

Parameter	Units	Spike Conc.	LCS Result	LCS % Rec	% Rec Limits	Qualifiers
Total Dissolved Solids	mg/L	400	384	96	80-120	

SAMPLE DUPLICATE: 4113726

Parameter	Units	92682086006 Result	Dup Result	RPD	Max RPD	Qualifiers
Total Dissolved Solids	mg/L	81.0	76.0	6	10	

Results presented on this page are in the units indicated by the "Units" column except where an alternate unit is presented to the right of the result.

REPORT OF LABORATORY ANALYSIS

This report shall not be reproduced, except in full,
without the written consent of Pace Analytical Services, LLC.

Pace Analytical Services, LLC
110 Technology Parkway
Peachtree Corners, GA 30092
(770)734-4200

QUALITY CONTROL DATA

Project: Plant Arkwright-CCR Ash Pond
Pace Project No.: 92682086

QC Batch: 793557
QC Batch Method: SM 2320B-2011
Analysis Method: SM 2320B-2011
Analysis Description: 2320B Alkalinity
Laboratory: Pace Analytical Services - Asheville
Associated Lab Samples: 92682086001, 92682086002, 92682086003, 92682086004, 92682086005, 92682086006

METHOD BLANK: 4112158 Matrix: Water
Associated Lab Samples: 92682086001, 92682086002, 92682086003, 92682086004, 92682086005, 92682086006

Parameter	Units	Blank Result	Reporting Limit	Analyzed	Qualifiers
Alkalinity, Total as CaCO3	mg/L	ND	5.0	08/15/23 15:20	
Alkalinity,Bicarbonate (CaCO3)	mg/L	ND	5.0	08/15/23 15:20	

LABORATORY CONTROL SAMPLE: 4112159

Parameter	Units	Spike Conc.	LCS Result	LCS % Rec	% Rec Limits	Qualifiers
Alkalinity, Total as CaCO3	mg/L	50	52.2	104	80-120	

LABORATORY CONTROL SAMPLE: 4112160

Parameter	Units	Spike Conc.	LCS Result	LCS % Rec	% Rec Limits	Qualifiers
Alkalinity, Total as CaCO3	mg/L	50	49.6	99	80-120	

MATRIX SPIKE & MATRIX SPIKE DUPLICATE: 4112161 4112162

Parameter	Units	92682122003 Result	MS Spike Conc.	MSD Spike Conc.	MS Result	MSD Result	MS % Rec	MSD % Rec	% Rec Limits	RPD	Max RPD	Qual
Alkalinity, Total as CaCO3	mg/L	154	50	50	212	220	116	131	80-120	3	25	M1

MATRIX SPIKE & MATRIX SPIKE DUPLICATE: 4112163 4112164

Parameter	Units	92682122004 Result	MS Spike Conc.	MSD Spike Conc.	MS Result	MSD Result	MS % Rec	MSD % Rec	% Rec Limits	RPD	Max RPD	Qual
Alkalinity, Total as CaCO3	mg/L	156	50	50	220	223	129	133	80-120	1	25	M1

Results presented on this page are in the units indicated by the "Units" column except where an alternate unit is presented to the right of the result.

REPORT OF LABORATORY ANALYSIS

This report shall not be reproduced, except in full,
without the written consent of Pace Analytical Services, LLC.

Pace Analytical Services, LLC
110 Technology Parkway
Peachtree Corners, GA 30092
(770)734-4200

QUALITY CONTROL DATA

Project: Plant Arkwright-CCR Ash Pond
Pace Project No.: 92682086

QC Batch: 792926
QC Batch Method: EPA 9056A
Analysis Method: EPA 9056A
Analysis Description: 9056 IC anions 28 Days
Laboratory: Pace Analytical Services - Asheville
Associated Lab Samples: 92682086001, 92682086002, 92682086003, 92682086004, 92682086005, 92682086006

METHOD BLANK: 4109134 Matrix: Water
Associated Lab Samples: 92682086001, 92682086002, 92682086003, 92682086004, 92682086005, 92682086006

Parameter	Units	Blank Result	Reporting Limit	Analyzed	Qualifiers
Chloride	mg/L	ND	1.0	08/11/23 11:35	
Fluoride	mg/L	ND	0.10	08/11/23 11:35	
Sulfate	mg/L	ND	1.0	08/11/23 11:35	

LABORATORY CONTROL SAMPLE: 4109135

Parameter	Units	Spike Conc.	LCS Result	LCS % Rec	% Rec Limits	Qualifiers
Chloride	mg/L	50	48.1	96	90-110	
Fluoride	mg/L	2.5	2.5	100	90-110	
Sulfate	mg/L	50	48.2	96	90-110	

MATRIX SPIKE & MATRIX SPIKE DUPLICATE: 4109136 4109137

Parameter	Units	92682086001 Result	MS Spike Conc.	MSD Spike Conc.	MS Result	MSD Result	MS % Rec	MSD % Rec	% Rec Limits	RPD	Max RPD	Qual
Chloride	mg/L	4.2	50	50	53.2	52.9	98	97	90-110	0	10	
Fluoride	mg/L	ND	2.5	2.5	2.4	2.4	95	95	90-110	0	10	
Sulfate	mg/L	ND	50	50	48.2	48.0	95	94	90-110	1	10	

MATRIX SPIKE & MATRIX SPIKE DUPLICATE: 4109138 4109139

Parameter	Units	92682089005 Result	MS Spike Conc.	MSD Spike Conc.	MS Result	MSD Result	MS % Rec	MSD % Rec	% Rec Limits	RPD	Max RPD	Qual
Chloride	mg/L	7.7	50	50	56.0	57.3	97	99	90-110	2	10	
Fluoride	mg/L	ND	2.5	2.5	2.4	2.5	94	96	90-110	2	10	
Sulfate	mg/L	4.4	50	50	51.0	53.9	93	99	90-110	5	10	

Results presented on this page are in the units indicated by the "Units" column except where an alternate unit is presented to the right of the result.

REPORT OF LABORATORY ANALYSIS

This report shall not be reproduced, except in full,
without the written consent of Pace Analytical Services, LLC.

Pace Analytical Services, LLC
110 Technology Parkway
Peachtree Corners, GA 30092
(770)734-4200

QUALIFIERS

Project: Plant Arkwright-CCR Ash Pond
Pace Project No.: 92682086

DEFINITIONS

DF - Dilution Factor, if reported, represents the factor applied to the reported data due to dilution of the sample aliquot.

ND - Not Detected at or above adjusted reporting limit.

TNTC - Too Numerous To Count

J - Estimated concentration above the adjusted method detection limit and below the adjusted reporting limit.

MDL - Adjusted Method Detection Limit.

PQL - Practical Quantitation Limit.

RL - Reporting Limit - The lowest concentration value that meets project requirements for quantitative data with known precision and bias for a specific analyte in a specific matrix.

S - Surrogate

1,2-Diphenylhydrazine decomposes to and cannot be separated from Azobenzene using Method 8270. The result for each analyte is a combined concentration.

Consistent with EPA guidelines, unrounded data are displayed and have been used to calculate % recovery and RPD values.

LCS(D) - Laboratory Control Sample (Duplicate)

MS(D) - Matrix Spike (Duplicate)

DUP - Sample Duplicate

RPD - Relative Percent Difference

NC - Not Calculable.

SG - Silica Gel - Clean-Up

U - Indicates the compound was analyzed for, but not detected.

Acid preservation may not be appropriate for 2 Chloroethylvinyl ether.

A separate vial preserved to a pH of 4-5 is recommended in SW846 Chapter 4 for the analysis of Acrolein and Acrylonitrile by EPA Method 8260.

N-Nitrosodiphenylamine decomposes and cannot be separated from Diphenylamine using Method 8270. The result reported for each analyte is a combined concentration.

Reported results are not rounded until the final step prior to reporting. Therefore, calculated parameters that are typically reported as "Total" may vary slightly from the sum of the reported component parameters.

Pace Analytical is TNI accredited. Contact your Pace PM for the current list of accredited analytes.

TNI - The NELAC Institute.

ANALYTE QUALIFIERS

M1 Matrix spike recovery exceeded QC limits. Batch accepted based on laboratory control sample (LCS) recovery.

This report shall not be reproduced, except in full,
without the written consent of Pace Analytical Services, LLC.

Pace Analytical Services, LLC
110 Technology Parkway
Peachtree Corners, GA 30092
(770)734-4200

QUALITY CONTROL DATA CROSS REFERENCE TABLE

Project: Plant Arkwright-CCR Ash Pond
Pace Project No.: 92682086

Lab ID	Sample ID	QC Batch Method	QC Batch	Analytical Method	Analytical Batch
92682086001	**ARK-BT-1.6**	EPA 3010A	792976	EPA 6010D	793131
92682086002	**ARK-BT-1.1**	EPA 3010A	792976	EPA 6010D	793131
92682086003	**ARK-BT-1.2**	EPA 3010A	792976	EPA 6010D	793131
92682086004	**ARK-BT-1.3**	EPA 3010A	792976	EPA 6010D	793131
92682086005	**ARK-BT-1.0**	EPA 3010A	792976	EPA 6010D	793131
92682086006	**ARK-BC-0.8b**	EPA 3010A	792976	EPA 6010D	793131
92682086001	**ARK-BT-1.6**	EPA 3005A	792962	EPA 6020B	793277
92682086002	**ARK-BT-1.1**	EPA 3005A	792962	EPA 6020B	793277
92682086003	**ARK-BT-1.2**	EPA 3005A	792962	EPA 6020B	793277
92682086004	**ARK-BT-1.3**	EPA 3005A	792962	EPA 6020B	793277
92682086005	**ARK-BT-1.0**	EPA 3005A	792962	EPA 6020B	793277
92682086006	**ARK-BC-0.8b**	EPA 3005A	792962	EPA 6020B	793277
92682086001	**ARK-BT-1.6**	SM 2540C-2015	793414		
92682086002	**ARK-BT-1.1**	SM 2540C-2015	793700		
92682086003	**ARK-BT-1.2**	SM 2540C-2015	793700		
92682086004	**ARK-BT-1.3**	SM 2540C-2015	793700		
92682086005	**ARK-BT-1.0**	SM 2540C-2015	793700		
92682086006	**ARK-BC-0.8b**	SM 2540C-2015	793913		
92682086001	**ARK-BT-1.6**	SM 2320B-2011	793557		
92682086002	**ARK-BT-1.1**	SM 2320B-2011	793557		
92682086003	**ARK-BT-1.2**	SM 2320B-2011	793557		
92682086004	**ARK-BT-1.3**	SM 2320B-2011	793557		
92682086005	**ARK-BT-1.0**	SM 2320B-2011	793557		
92682086006	**ARK-BC-0.8b**	SM 2320B-2011	793557		
92682086001	**ARK-BT-1.6**	EPA 9056A	792926		
92682086002	**ARK-BT-1.1**	EPA 9056A	792926		
92682086003	**ARK-BT-1.2**	EPA 9056A	792926		
92682086004	**ARK-BT-1.3**	EPA 9056A	792926		
92682086005	**ARK-BT-1.0**	EPA 9056A	792926		
92682086006	**ARK-BC-0.8b**	EPA 9056A	792926		

This report shall not be reproduced, except in full,
without the written consent of Pace Analytical Services, LLC.

Pace Analytical
www.pacelabs.com

CHAIN-OF-CUSTODY / Analytical Request Document

The Chain-of-Custody is a LEGAL DOCUMENT. All relevant fields must be completed accurately.

Page : 1 Of 1

Section A – Required Client Information:		Section B – Required Project Information:		Section C – Invoice Information:	
Company:	ARCADIS - Atlanta	Report To:	Kelley Sharpe, Warren Johnson	Attention:	
Address:	2839 Paces Ferry Rd	Copy To:	Ben Hodges, Joju Abraham	Company Name:	
Atlanta, GA 30339				Address:	
Email:	kelley.sharpe@arcadis.com	Purchase Order #:	GPC-82474-0003	Pace Quote:	
Phone:	(770)384-6584 Fax:	Project Name:	Plant Arkwright/CCR-Ash Pond Closure	Pace Project Manager:	maiya.parks@pacelabs.com,
Requested Due Date:	5 Day TAT	Project #:		Pace Profile #:	15836

Regulatory Agency

State / Location: GA

ITEM #	SAMPLE ID (One Character per box. (A-Z, 0-9 / , -) Sample Ids must be unique)	MATRIX CODE (see valid codes to left)	SAMPLE TYPE (G=GRAB C=COMP)	COLLECTED START DATE	COLLECTED START TIME	COLLECTED END DATE	COLLECTED END TIME	SAMPLE TEMP AT COLLECTION	# OF CONTAINERS	Preservatives: Unpreserved	H2SO4	HNO3	HCl	NaOH	Na2S2O3	Methanol	Other	Requested Analysis Filtered (Y/N)	Analyses Test	Total/Bicarb Alkalinity	Cl, F, SO4	TDS	App. III Metals - B, Ca	App. IV Metals - Co only	Metals - Mg, Na, K	Residual Chlorine (Y/N)
1	ARK-BT-1.6	WG	G	8/10/23	0912				3	X		X								X	X	X	X	X	X	
2	ARK-BT-1.1	WG	G	8/10/23	0938				3	X		X								X	X	X	X	X	X	
3	ARK-BT-1.2	WG	G	8/10/23	0932				3	X		X								X	X	X	X	X	X	
4	ARK-BT-1.3	WG	G	8/10/23	0922				3	X		X								X	X	X	X	X	X	
5	ARK-BT-1.0	WG	G	8/10/23	0943				3	X		X								X	X	X	X	X	X	
6	ARK-BC-0.8b	WG	G	8/10/23	1108				3	X		X								X	X	X	X	X	X	
7																										
8																										
9																										
10																										
11																										
12																										

MATRIX CODE: Drinking Water DW; Water WT; Waste Water WW; Product P; Soil/Solid SL; Oil OL; Wipe WP; Air AR; Other OT; Tissue TS

ADDITIONAL COMMENTS	RELINQUISHED BY / AFFILIATION	DATE	TIME	ACCEPTED BY / AFFILIATION	DATE	TIME	SAMPLE CONDITIONS
App. IV - Co only	for Arcadis	8/10/23	1346		8/10	1346	
ARK-CCR-ASSMT-2023S2 0810							

SAMPLER NAME AND SIGNATURE

PRINT Name of SAMPLER:

SIGNATURE of SAMPLER: DATE Signed: 8-10-23

TEMP in C | Received on Ice (Y/N) | Custody Sealed Cooler (Y/N) | Samples Intact (Y/N)

WO# : 92682086

92682086

Pace ANALYTICAL SERVICES	DC#_Title: ENV-FRM-HUN1-0083 v02_Sample Condition Upon Receipt
	Effective Date: 11/14/2022

Laboratory receiving samples:

Asheville ☐ Eden ☐ Greenwood ☐ Huntersville ☐ Raleigh ☐ Mechanicsville ☐ Atlanta ☐ K... ☐

Sample Condition Upon Receipt

Client Name: ARCADIS

Project #:

WO#: 92682086

PM: MP Due Date: 08/17/23

CLIENT: GA-AreadAtl

Courier: ☐ Fed Ex ☐ UPS ☐ USPS ☑ Client ☐ Commercial ☐ Pace ☐ Other:____

Custody Seal Present? ☑ Yes ☐ No Seals Intact? ☑ Yes ☐ No

Date/Initials Person Examining Contents: 8/16-23 AG

Packing Material: ☐ Bubble Wrap ☑ Bubble Bags ☐ None ☐ Other

Biological Tissue Frozen? ☐ Yes ☑ No ☐ N/A

Thermometer: ☑ IR Gun ID: 214

Type of Ice: ☑ Wet ☐ Blue ☐ None

Cooler Temp: _____ Correction Factor: Add/Subtract (°C) 0.0

Temp should be above freezing to 6°C

☐ Samples out of temp criteria. Samples on ice, cooling process has begun

Cooler Temp Corrected (°C): 9.4

USDA Regulated Soil (☐ N/A, water sample)

Did samples originate in a quarantine zone within the United States: CA, NY, or SC (check maps)? ☐ Yes ☐ No

Did samples originate from a foreign source (internationally, including Hawaii and Puerto Rico)? ☐ Yes ☐ No

				Comments/Discrepancy:
Chain of Custody Present?	☑ Yes	☐ No	☐ N/A	1.
Samples Arrived within Hold Time?	☑ Yes	☐ No	☐ N/A	2.
Short Hold Time Analysis (<72 hr.)?	☐ Yes	☑ No	☐ N/A	3.
Rush Turn Around Time Requested?	☑ Yes	☐ No	☐ N/A	4.
Sufficient Volume?	☑ Yes	☐ No	☐ N/A	5.
Correct Containers Used?	☑ Yes	☐ No	☐ N/A	6.
-Pace Containers Used?	☑ Yes	☐ No	☐ N/A	
Containers Intact?	☑ Yes	☐ No	☐ N/A	7.
Dissolved analysis: Samples Field Filtered?	☐ Yes	☑ No	☐ N/A	8.
Sample Labels Match COC? -Includes Date/Time/ID/Analysis Matrix: WG	☑ Yes	☐ No	☐ N/A	9.
Headspace in VOA Vials (>5-6mm)?	☐ Yes	☐ No	☑ N/A	10.
Trip Blank Present?	☐ Yes	☐ No	☑ N/A	11.
Trip Blank Custody Seals Present?	☐ Yes	☐ No	☑ N/A	

COMMENTS/SAMPLE DISCREPANCY

Field Data Required? ☐ Yes ☐ No

Lot ID of split containers:

CLIENT NOTIFICATION/RESOLUTION

Person contacted: _____ Date/Time: _____

Project Manager SCURF Review: _____ **Date:** _____

Project Manager SRF Review: _____ **Date:** _____

***Check mark top half of box if pH and/or dechlorination is verified and within the acceptance range for preservation samples.**

Exceptions: VOA, Coliform, TOC, Oil and Grease, DRO/8015 (water) DOC, LLHg

****Bottom half of box is to list number of bottles**

*****Check all unpreserved Nitrates for chlorine**

Project # **WO#: 92682086**

PM: MP **Due Date: 08/17/23**

CLIENT: GA-AreadAtl

Item#	BP4U-125 mL Plastic Unpreserved (N/A) (Cl-)	BP3U-250 mL Plastic Unpreserved (N/A)	BP2U-500 mL Plastic Unpreserved (N/A)	BP1U-1 liter Plastic Unpreserved (N/A)	BP4S-125 mL Plastic H2SO4 (pH < 2) (Cl-)	BP3N-250 mL plastic HNO3 (pH < 2)	BP4Z-125 mL Plastic ZN Acetate & NaOH (>9)	BP4B-125 mL Plastic NaOH (pH > 12) (Cl-)	WGFU-Wide-mouthed Glass jar Unpreserved	AG1U-1 liter Amber Unpreserved (N/A) (Cl-)	AG1H-1 liter Amber HCl (pH < 2)	AG3U-250 mL Amber Unpreserved (N/A) (Cl-)	AG1S-1 liter Amber H2SO4 (pH < 2)	AG3S-250 mL Amber H2SO4 (pH < 2)	DG94-40 mL Amber NH4Cl (N/A)(Cl-)	DG9H-40 mL VOA HCl (N/A)	VG9T-40 mL VOA Na2S2O3 (N/A)	VG9U-40 mL VOA Unpreserved (N/A)	DG9V-40 mL VOA H3PO4 (N/A)	KP7U-50 mL Plastic Unpreserved (N/A)	V/GK (3 vials per kit)-VPH/Gas kit (N/A)	SP5T-125 mL Sterile Plastic (N/A – lab)	SP2T-250 mL Sterile Plastic (N/A – lab)		BP3R-250 mL Plastic (NH2)2SO4 (9.3-9.7)	AG0U-100 mL Amber Unpreserved (N/A) (Cl-)	VSGU-20 mL Scintillation vials (N/A)	DG9U-40 mL Amber Unpreserved vials (N/A)
1			2			1																							
2			2			1																							
3			2			1																							
4			2			1																							
5			2			1																							
6			2			1																							
7																													
8																													
9																													
10																													
11																													
12																													

pH Adjustment Log for Preserved Samples

Sample ID	Type of Preservative	pH upon receipt	Date preservation adjusted	Time preservation adjusted	Amount of Preservative added	Lot #

Note: Whenever there is a discrepancy affecting North Carolina compliance samples, a copy of this form will be sent to the North Carolina DENR Certification Office (i.e. Out of hold, incorrect preservative, out of temp, incorrect containers.

GEL Laboratories LLC
a member of The GEL Group INC

2040 Savage Road | Charleston, SC 29407
843.556.8171
gel.com

February 09, 2024

Joju Abraham
Georgia Power Company, Southern Company
241 Ralph McGill Blvd NE, Bin 10160
Atlanta, Georgia 30308

Re: Arkwright CCR Groundwater Compliance AP3
Work Orders: 653087 and 652879

Dear Joju Abraham:

GEL Laboratories, LLC (GEL) appreciates the opportunity to provide the enclosed analytical results for the sample(s) we received on January 25, 2024 and January 26, 2024. This original data report has been prepared and reviewed in accordance with GEL's standard operating procedures.

The samples were delivered with proper chain of custody documentation and signatures. All sample containers arrived without any visible signs of tampering or breakage. One of the plastic 1000 mL for radiochemistry testing was received only half full. *653087011(ARK-ARGWA-14).* The laboratory received the following sample(s):

Laboratory ID	Client ID	Matrix	Date Collected	Date Recieved
652879001	ARK-ARGWA-3	Ground Water	24/01/24 15:25	25/01/24 14:40
652879002	ARK-ARGWA-5	Ground Water	24/01/24 14:50	25/01/24 14:40
652879003	ARK-ARGWA-24	Ground Water	24/01/24 11:20	25/01/24 14:40
652879004	ARK-AP3-FD-04	Ground Water	24/01/24 12:00	25/01/24 14:40
652879005	ARK-AP3-EB-04	Ground Water	24/01/24 15:45	25/01/24 14:40
652879006	ARK-AP3-FB-04	Ground Water	24/01/24 12:00	25/01/24 14:40
652879007	ARK-ARGWA-3	Ground Water	24/01/24 15:25	25/01/24 14:40
652879008	ARK-ARGWA-5	Ground Water	24/01/24 14:50	25/01/24 14:40
652879009	ARK-ARGWA-24	Ground Water	24/01/24 11:20	25/01/24 14:40
653087001	ARK-ARAMW-4	Ground Water	25/01/24 09:25	26/01/24 13:10
653087002	ARK-ARGWC-7	Ground Water	25/01/24 13:15	26/01/24 13:10
653087003	ARK-ARGWC-8	Ground Water	25/01/24 14:50	26/01/24 13:10
653087004	ARK-ARGWC-9	Ground Water	25/01/24 12:45	26/01/24 13:10
653087005	ARK-ARGWC-10	Ground Water	25/01/24 13:35	26/01/24 13:10
653087006	ARK-ARGWA-12	Ground Water	25/01/24 15:30	26/01/24 13:10
653087007	ARK-ARGWA-13	Ground Water	25/01/24 09:50	26/01/24 13:10

653087008	ARK-ARGWC-16	Ground Water	25/01/24 12:40	26/01/24 13:10
653087009	ARK-ARGWC-17	Ground Water	25/01/24 11:10	26/01/24 13:10
653087010	ARK-ARGWC-18	Ground Water	25/01/24 10:50	26/01/24 13:10
653087011	ARK-ARGWA-14	Ground Water	24/01/24 14:15	26/01/24 13:10
653087012	ARK-ARGWC-15	Ground Water	25/01/24 15:30	26/01/24 13:10
653087013	ARK-AP3-EB-05	Ground Water	25/01/24 11:15	26/01/24 13:10
653087014	ARK-AP3-FB-05	Ground Water	25/01/24 10:30	26/01/24 13:10
653087015	ARK-AP3-FD-05	Ground Water	25/01/24 12:00	26/01/24 13:10
653087016	ARK-ARAMW-4	Ground Water	25/01/24 09:25	26/01/24 13:10
653087017	ARK-ARGWC-7	Ground Water	25/01/24 13:15	26/01/24 13:10
653087018	ARK-ARGWC-8	Ground Water	25/01/24 14:50	26/01/24 13:10
653087019	ARK-ARGWC-9	Ground Water	25/01/24 12:45	26/01/24 13:10
653087020	ARK-ARGWC-10	Ground Water	25/01/24 13:35	26/01/24 13:10
653087021	ARK-ARGWA-12	Ground Water	25/01/24 15:30	26/01/24 13:10
653087022	ARK-ARGWA-13	Ground Water	25/01/24 09:50	26/01/24 13:10
653087023	ARK-ARGWC-16	Ground Water	25/01/24 12:40	26/01/24 13:10
653087024	ARK-ARGWC-17	Ground Water	25/01/24 11:10	26/01/24 13:10
653087025	ARK-ARGWC-18	Ground Water	25/01/24 10:50	26/01/24 13:10
653087026	ARK-ARGWA-14	Ground Water	24/01/24 14:15	26/01/24 13:10
653087027	ARK-ARGWC-15	Ground Water	25/01/24 15:30	26/01/24 13:10

Test results for NELAP or ISO 17025 accredited tests are verified to meet the requirements of those standards, with any exceptions noted. The results reported relate only to the items tested and to the sample as received by the laboratory. These results may not be reproduced except as full reports without approval by the laboratory. Copies of GEL's accreditations and certifications can be found on our website at www.gel.com.

Prep Methods and Prep Dates

Method	Run Date ID
SW846 3005A	29-JAN-2024
SW846 7470A Prep	26-JAN-2024
SW846 7470A Prep	29-JAN-2024

Analysis Methods and Analysis Dates

Method	Run Date ID
EPA 300.0	01-FEB-2024
EPA 300.0	29-JAN-2024
EPA 300.0	30-JAN-2024
EPA 300.0	31-JAN-2024

EPA 353.2 Low Level	26-JAN-2024
EPA 353.2 Low Level	29-JAN-2024
SM 2320B	29-JAN-2024
SM 2540C	01-FEB-2024
SM 2540C	31-JAN-2024
SW846 3005A/6020B	01-FEB-2024
SW846 3005A/6020B	05-FEB-2024
SW846 3005A/6020B	06-FEB-2024
SW846 3005A/6020B	09-FEB-2024
SW846 3005A/6020B	30-JAN-2024
SW846 7470A	29-JAN-2024
SW846 7470A	30-JAN-2024

Our policy is to provide high quality, personalized analytical services to enable you to meet your analytical needs on time every time. We trust that you will find everything in order and to your satisfaction. If you have any questions, please do not hesitate to call me at (843) 556-8171, ext. 4504.

Sincerely,

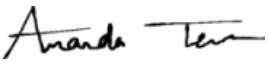

Amanda Turner for
Erin Trent
Project Manager

Purchase Order: GPC82177-0005
Enclosures

GEL LABORATORIES LLC
2040 Savage Road Charleston SC 29407 - (843) 556-8171 - www.gel.com

Certificate of Analysis Report
for

GPCC001 Georgia Power Company

Client SDG: 653087 GEL Work Order: 653087

The Qualifiers in this report are defined as follows:

* A quality control analyte recovery is outside of specified acceptance criteria

** Analyte is a Tracer compound

** Analyte is a surrogate compound

B Either presence of analyte detected in the associated blank, or MDL/IDL < sample value < PQL

J Value is estimated

N Metals--The Matrix spike sample recovery is not within specified control limits

N/A RPD or %Recovery limits do not apply.

U Analyte was analyzed for, but not detected above the MDL, MDA, MDC or LOD.

Where the analytical method has been performed under NELAP certification, the analysis has met all of the requirements of the NELAC standard unless qualified on the Certificate of Analysis.

The designation ND, if present, appears in the result column when the analyte concentration is not detected above the limit as defined in the 'U' qualifier above.

This data report has been prepared and reviewed in accordance with GEL Laboratories LLC standard operating procedures. Please direct any questions to your Project Manager, Erin Trent.

Reviewed by Amanda Tenn

GEL LABORATORIES LLC
2040 Savage Road Charleston SC 29407 - (843) 556-8171 - www.gel.com

Certificate of Analysis Report
for

GPCC001 Georgia Power Company

Client SDG: 652879 GEL Work Order: 652879

The Qualifiers in this report are defined as follows:

* A quality control analyte recovery is outside of specified acceptance criteria

** Analyte is a Tracer compound

** Analyte is a surrogate compound

B Either presence of analyte detected in the associated blank, or MDL/IDL < sample value < PQL

J Value is estimated

U Analyte was analyzed for, but not detected above the MDL, MDA, MDC or LOD.

Where the analytical method has been performed under NELAP certification, the analysis has met all of the requirements of the NELAC standard unless qualified on the Certificate of Analysis.

The designation ND, if present, appears in the result column when the analyte concentration is not detected above the limit as defined in the 'U' qualifier above.

This data report has been prepared and reviewed in accordance with GEL Laboratories LLC standard operating procedures. Please direct any questions to your Project Manager, Erin Trent.

Reviewed by Amanda Tenn

GEL LABORATORIES LLC
2040 Savage Road Charleston SC 29407 - (843) 556-8171 - www.gel.com

Certificate of Analysis

Report Date: February 7, 2024

Company : Georgia Power Company, Southern Company
Address : 241 Ralph McGill Blvd NE, Bin 10160

Atlanta, Georgia 30308
Contact: Joju Abraham
Project: Arkwright CCR Groundwater ComplianceAP3

Client Sample ID: ARK-ARGWA-3
Sample ID: 652879001
Matrix: WG
Collect Date: 24-JAN-24 15:25
Receive Date: 25-JAN-24
Collector: Client

Project: GPCC00100
Client ID: GPCC001

Parameter	Qualifier	Result	DL	RL	Units	PF	DF	Analyst	Date	Time	Batch	Method
Ion Chromatography												
EPA 300.0 Anions Liquid "As Received"												
Chloride		2.72	0.0670	0.200	mg/L		1	TXT1	01/29/24	2146	2560129	1
Fluoride		0.146	0.0330	0.100	mg/L		1					
Sulfate	J	0.371	0.133	0.400	mg/L		1					
Mercury Analysis-CVAA												
7470 Cold Vapor Mercury, Liquid "As Received"												
Mercury	U	ND	0.0000670	0.000200	mg/L	1.00	1	JP2	01/29/24	1225	2558965	2
Metals Analysis-ICP-MS												
SW846 3005A/6020B "As Received"												
Antimony	U	ND	0.00100	0.00300	mg/L	1.00	1	PRB	02/05/24	1910	2558922	3
Arsenic	U	ND	0.00200	0.00500	mg/L	1.00	1					
Barium		0.0178	0.000670	0.00400	mg/L	1.00	1					
Beryllium	U	ND	0.000200	0.000500	mg/L	1.00	1					
Boron	J	0.00554	0.00520	0.0150	mg/L	1.00	1					
Cadmium	U	ND	0.000300	0.00100	mg/L	1.00	1					
Calcium		5.90	0.0800	0.200	mg/L	1.00	1					
Chromium	J	0.00308	0.00300	0.0100	mg/L	1.00	1					
Cobalt	U	ND	0.000300	0.00100	mg/L	1.00	1					
Iron		0.182	0.0330	0.100	mg/L	1.00	1					
Lead	U	ND	0.000500	0.00200	mg/L	1.00	1					
Lithium	U	ND	0.00300	0.0100	mg/L	1.00	1					
Magnesium		3.48	0.0100	0.0300	mg/L	1.00	1					
Manganese	J	0.00318	0.00100	0.00500	mg/L	1.00	1					
Molybdenum	J	0.000236	0.000200	0.00100	mg/L	1.00	1					
Potassium		1.01	0.0800	0.300	mg/L	1.00	1					
Selenium	U	ND	0.00150	0.00500	mg/L	1.00	1					
Silver	U	ND	0.000300	0.00100	mg/L	1.00	1					
Sodium		7.09	0.0800	0.250	mg/L	1.00	1					
Thallium	U	ND	0.000600	0.00200	mg/L	1.00	1					
Aluminum		0.0948	0.0193	0.0500	mg/L	1.00	1	PRB	02/06/24	0619	2558922	4
Nutrient Analysis												
EPA 353.2 Nitrogen, Nitrate/Nitrite "As Received"												
Nitrogen, Nitrate/Nitrite	J	0.0127	0.00700	0.0200	mg/L		1	AXH3	01/26/24	0834	2558935	5
Solids Analysis												
SM2540C Dissolved Solids "As Received"												

GEL LABORATORIES LLC
2040 Savage Road Charleston SC 29407 - (843) 556-8171 - www.gel.com

Certificate of Analysis

Report Date: February 7, 2024

Company : Georgia Power Company, Southern Company
Address : 241 Ralph McGill Blvd NE, Bin 10160

Atlanta, Georgia 30308
Contact: Joju Abraham
Project: Arkwright CCR Groundwater ComplianceAP3

Client Sample ID: ARK-ARGWA-3 Project: GPCC00100
Sample ID: 652879001 Client ID: GPCC001

Parameter	Qualifier	Result	DL	RL	Units	PF	DF	Analyst	Date	Time	Batch	Method
Solids Analysis												
SM2540C Dissolved Solids "As Received"												
Total Dissolved Solids		81.0	2.38	10.0	mg/L			KLP1	01/31/24	1040	2561127	6
Titration and Ion Analysis												
SM 2320B Total Alkalinity "As Received"												
Alkalinity, Total as CaCO3		41.3	0.725	2.00	mg/L			JW2	01/29/24	1421	2560083	7
Bicarbonate alkalinity (CaCO3)		41.3	0.725	2.00	mg/L							
Carbonate alkalinity (CaCO3)	U	ND	0.725	2.00	mg/L							

The following Prep Methods were performed:

Method	Description	Analyst	Date	Time	Prep Batch
SW846 7470A Prep	EPA 7470A Mercury Prep Liquid	JM13	01/26/24	1145	2558964
SW846 3005A	ICP-MS 3005A PREP	JD2	01/29/24	0840	2558921

The following Analytical Methods were performed:

Method	Description	Analyst Comments
1	EPA 300.0	
2	SW846 7470A	
3	SW846 3005A/6020B	
4	SW846 3005A/6020B	
5	EPA 353.2 Low Level	
6	SM 2540C	
7	SM 2320B	

Notes:

Column headers are defined as follows:

DF: Dilution Factor
DL: Detection Limit
MDA: Minimum Detectable Activity
MDC: Minimum Detectable Concentration
Lc/LC: Critical Level
PF: Prep Factor
RL: Reporting Limit
SQL: Sample Quantitation Limit

GEL LABORATORIES LLC
2040 Savage Road Charleston SC 29407 - (843) 556-8171 - www.gel.com

Certificate of Analysis

Report Date: February 7, 2024

Company : Georgia Power Company, Southern Company
Address : 241 Ralph McGill Blvd NE, Bin 10160

Atlanta, Georgia 30308
Contact: Joju Abraham
Project: Arkwright CCR Groundwater ComplianceAP3

Client Sample ID:	ARK-ARGWA-5	Project:	GPCC00100
Sample ID:	652879002	Client ID:	GPCC001
Matrix:	WG		
Collect Date:	24-JAN-24 14:50		
Receive Date:	25-JAN-24		
Collector:	Client		

Parameter	Qualifier	Result	DL	RL	Units	PF	DF	Analyst	Date	Time	Batch	Method
Ion Chromatography												
EPA 300.0 Anions Liquid "As Received"												
Chloride		14.9	0.134	0.400	mg/L		2	TXT1	01/30/24	1433	2560129	1
Fluoride		0.117	0.0330	0.100	mg/L		1	TXT1	01/29/24	2217	2560129	2
Sulfate		0.525	0.133	0.400	mg/L		1					
Mercury Analysis-CVAA												
7470 Cold Vapor Mercury, Liquid "As Received"												
Mercury	U	ND	0.0000670	0.000200	mg/L	1.00	1	JP2	01/29/24	1226	2558965	3
Metals Analysis-ICP-MS												
SW846 3005A/6020B "As Received"												
Antimony	U	ND	0.00100	0.00300	mg/L	1.00	1	PRB	02/05/24	1935	2558922	4
Arsenic	U	ND	0.00200	0.00500	mg/L	1.00	1					
Barium		0.0621	0.000670	0.00400	mg/L	1.00	1					
Beryllium	U	ND	0.000200	0.000500	mg/L	1.00	1					
Boron	J	0.00641	0.00520	0.0150	mg/L	1.00	1					
Cadmium	U	ND	0.000300	0.00100	mg/L	1.00	1					
Calcium		12.4	0.0800	0.200	mg/L	1.00	1					
Chromium	U	ND	0.00300	0.0100	mg/L	1.00	1					
Cobalt	U	ND	0.000300	0.00100	mg/L	1.00	1					
Iron	J	0.0531	0.0330	0.100	mg/L	1.00	1					
Lead	U	ND	0.000500	0.00200	mg/L	1.00	1					
Lithium	U	ND	0.00300	0.0100	mg/L	1.00	1					
Magnesium		5.28	0.0100	0.0300	mg/L	1.00	1					
Manganese		0.0126	0.00100	0.00500	mg/L	1.00	1					
Molybdenum	U	ND	0.000200	0.00100	mg/L	1.00	1					
Potassium		1.48	0.0800	0.300	mg/L	1.00	1					
Selenium	U	ND	0.00150	0.00500	mg/L	1.00	1					
Silver	U	ND	0.000300	0.00100	mg/L	1.00	1					
Sodium		11.7	0.0800	0.250	mg/L	1.00	1					
Thallium	U	ND	0.000600	0.00200	mg/L	1.00	1					
Aluminum	U	ND	0.0193	0.0500	mg/L	1.00	1	PRB	02/06/24	0645	2558922	5
Nutrient Analysis												
EPA 353.2 Nitrogen, Nitrate/Nitrite "As Received"												
Nitrogen, Nitrate/Nitrite		0.210	0.00700	0.0200	mg/L		1	AXH3	01/26/24	0835	2558935	6
Solids Analysis												
SM2540C Dissolved Solids "As Received"												

GEL LABORATORIES LLC
2040 Savage Road Charleston SC 29407 - (843) 556-8171 - www.gel.com

Certificate of Analysis

Report Date: February 7, 2024

Company : Georgia Power Company, Southern Company
Address : 241 Ralph McGill Blvd NE, Bin 10160

Atlanta, Georgia 30308
Contact: Joju Abraham
Project: Arkwright CCR Groundwater ComplianceAP3

Client Sample ID: ARK-ARGWA-5 Project: GPCC00100
Sample ID: 652879002 Client ID: GPCC001

Parameter	Qualifier	Result	DL	RL	Units	PF	DF	Analyst	Date	Time	Batch	Method
Solids Analysis												
SM2540C Dissolved Solids "As Received"												
Total Dissolved Solids		107	2.38	10.0	mg/L			KLP1	01/31/24	1040	2561127	7
Titration and Ion Analysis												
SM 2320B Total Alkalinity "As Received"												
Alkalinity, Total as CaCO3		56.4	0.725	2.00	mg/L			JW2	01/29/24	1423	2560083	8
Bicarbonate alkalinity (CaCO3)		56.4	0.725	2.00	mg/L							
Carbonate alkalinity (CaCO3)	U	ND	0.725	2.00	mg/L							

The following Prep Methods were performed:

Method	Description	Analyst	Date	Time	Prep Batch
SW846 7470A Prep	EPA 7470A Mercury Prep Liquid	JM13	01/26/24	1145	2558964
SW846 3005A	ICP-MS 3005A PREP	JD2	01/29/24	0840	2558921

The following Analytical Methods were performed:

Method	Description	Analyst Comments
1	EPA 300.0	
2	EPA 300.0	
3	SW846 7470A	
4	SW846 3005A/6020B	
5	SW846 3005A/6020B	
6	EPA 353.2 Low Level	
7	SM 2540C	
8	SM 2320B	

Notes:

Column headers are defined as follows:

DF: Dilution Factor
DL: Detection Limit
MDA: Minimum Detectable Activity
MDC: Minimum Detectable Concentration
Lc/LC: Critical Level
PF: Prep Factor
RL: Reporting Limit
SQL: Sample Quantitation Limit

GEL LABORATORIES LLC
2040 Savage Road Charleston SC 29407 - (843) 556-8171 - www.gel.com

Certificate of Analysis

Report Date: February 7, 2024

Company : Georgia Power Company, Southern Company
Address : 241 Ralph McGill Blvd NE, Bin 10160

Atlanta, Georgia 30308
Contact: Joju Abraham
Project: Arkwright CCR Groundwater ComplianceAP3

Client Sample ID: ARK-ARGWA-24
Sample ID: 652879003
Matrix: WG
Collect Date: 24-JAN-24 11:20
Receive Date: 25-JAN-24
Collector: Client

Project: GPCC00100
Client ID: GPCC001

Parameter	Qualifier	Result	DL	RL	Units	PF	DF	Analyst	Date	Time	Batch	Method
Ion Chromatography												
EPA 300.0 Anions Liquid "As Received"												
Chloride		9.01	0.0670	0.200	mg/L		1	TXT1	01/29/24	2249	2560129	1
Fluoride		0.121	0.0330	0.100	mg/L		1					
Sulfate		5.18	0.133	0.400	mg/L		1					
Mercury Analysis-CVAA												
7470 Cold Vapor Mercury, Liquid "As Received"												
Mercury	U	ND	0.0000670	0.000200	mg/L	1.00	1	JP2	01/29/24	1228	2558965	2
Metals Analysis-ICP-MS												
SW846 3005A/6020B "As Received"												
Aluminum	U	ND	0.0193	0.0500	mg/L	1.00	1	PRB	02/06/24	0648	2558922	3
Antimony	U	ND	0.00100	0.00300	mg/L	1.00	1	PRB	02/05/24	1939	2558922	4
Arsenic	U	ND	0.00200	0.00500	mg/L	1.00	1					
Barium		0.0369	0.000670	0.00400	mg/L	1.00	1					
Beryllium	U	ND	0.000200	0.000500	mg/L	1.00	1					
Boron	J	0.0133	0.00520	0.0150	mg/L	1.00	1					
Cadmium	U	ND	0.000300	0.00100	mg/L	1.00	1					
Calcium		9.30	0.0800	0.200	mg/L	1.00	1					
Chromium	U	ND	0.00300	0.0100	mg/L	1.00	1					
Cobalt	U	ND	0.000300	0.00100	mg/L	1.00	1					
Iron	U	ND	0.0330	0.100	mg/L	1.00	1					
Lead	U	ND	0.000500	0.00200	mg/L	1.00	1					
Lithium	U	ND	0.00300	0.0100	mg/L	1.00	1					
Magnesium		5.94	0.0100	0.0300	mg/L	1.00	1					
Manganese	J	0.00390	0.00100	0.00500	mg/L	1.00	1					
Molybdenum	U	ND	0.000200	0.00100	mg/L	1.00	1					
Potassium		0.782	0.0800	0.300	mg/L	1.00	1					
Selenium	U	ND	0.00150	0.00500	mg/L	1.00	1					
Silver	U	ND	0.000300	0.00100	mg/L	1.00	1					
Sodium		12.9	0.0800	0.250	mg/L	1.00	1					
Thallium	U	ND	0.000600	0.00200	mg/L	1.00	1					
Nutrient Analysis												
EPA 353.2 Nitrogen, Nitrate/Nitrite "As Received"												
Nitrogen, Nitrate/Nitrite		0.318	0.00700	0.0200	mg/L		1	AXH3	01/26/24	0836	2558935	5
Solids Analysis												
SM2540C Dissolved Solids "As Received"												

GEL LABORATORIES LLC
2040 Savage Road Charleston SC 29407 - (843) 556-8171 - www.gel.com

Certificate of Analysis

Report Date: February 7, 2024

Company : Georgia Power Company, Southern Company
Address : 241 Ralph McGill Blvd NE, Bin 10160

Atlanta, Georgia 30308
Contact: Joju Abraham
Project: Arkwright CCR Groundwater ComplianceAP3

Client Sample ID: ARK-ARGWA-24 Project: GPCC00100
Sample ID: 652879003 Client ID: GPCC001

Parameter	Qualifier	Result	DL	RL	Units	PF	DF	Analyst	Date	Time	Batch	Method
Solids Analysis												
SM2540C Dissolved Solids "As Received"												
Total Dissolved Solids		121	2.38	10.0	mg/L			KLP1	01/31/24	1040	2561127	6
Titration and Ion Analysis												
SM 2320B Total Alkalinity "As Received"												
Alkalinity, Total as CaCO3		56.7	0.725	2.00	mg/L			JW2	01/29/24	1424	2560083	7
Bicarbonate alkalinity (CaCO3)		56.7	0.725	2.00	mg/L							
Carbonate alkalinity (CaCO3)	U	ND	0.725	2.00	mg/L							

The following Prep Methods were performed:

Method	Description	Analyst	Date	Time	Prep Batch
SW846 3005A	ICP-MS 3005A PREP	JD2	01/29/24	0840	2558921
SW846 7470A Prep	EPA 7470A Mercury Prep Liquid	JM13	01/26/24	1145	2558964

The following Analytical Methods were performed:

Method	Description	Analyst Comments
1	EPA 300.0	
2	SW846 7470A	
3	SW846 3005A/6020B	
4	SW846 3005A/6020B	
5	EPA 353.2 Low Level	
6	SM 2540C	
7	SM 2320B	

Notes:

Column headers are defined as follows:

DF: Dilution Factor
DL: Detection Limit
MDA: Minimum Detectable Activity
MDC: Minimum Detectable Concentration
Lc/LC: Critical Level
PF: Prep Factor
RL: Reporting Limit
SQL: Sample Quantitation Limit

GEL LABORATORIES LLC
2040 Savage Road Charleston SC 29407 - (843) 556-8171 - www.gel.com

Certificate of Analysis

Report Date: February 7, 2024

Company : Georgia Power Company, Southern Company
Address : 241 Ralph McGill Blvd NE, Bin 10160

Atlanta, Georgia 30308
Contact: Joju Abraham
Project: Arkwright CCR Groundwater ComplianceAP3

Client Sample ID:	ARK-AP3-FD-04	Project:	GPCC00100
Sample ID:	652879004	Client ID:	GPCC001
Matrix:	WG		
Collect Date:	24-JAN-24 12:00		
Receive Date:	25-JAN-24		
Collector:	Client		

Parameter	Qualifier	Result	DL	RL	Units	PF	DF	Analyst	Date	Time	Batch	Method
Ion Chromatography												
EPA 300.0 Anions Liquid "As Received"												
Fluoride		0.116	0.0330	0.100	mg/L		1	TXT1	01/30/24	0025	2560129	1
Sulfate		0.528	0.133	0.400	mg/L		1					
Chloride		15.0	0.134	0.400	mg/L		2	TXT1	01/30/24	1505	2560129	2
Mercury Analysis-CVAA												
7470 Cold Vapor Mercury, Liquid "As Received"												
Mercury	U	ND	0.0000670	0.000200	mg/L	1.00	1	JP2	01/29/24	1229	2558965	3
Metals Analysis-ICP-MS												
SW846 3005A/6020B "As Received"												
Antimony	U	ND	0.00100	0.00300	mg/L	1.00	1	PRB	02/05/24	1943	2558922	4
Arsenic	U	ND	0.00200	0.00500	mg/L	1.00	1					
Barium		0.0650	0.000670	0.00400	mg/L	1.00	1					
Beryllium	U	ND	0.000200	0.000500	mg/L	1.00	1					
Boron	J	0.00580	0.00520	0.0150	mg/L	1.00	1					
Cadmium	U	ND	0.000300	0.00100	mg/L	1.00	1					
Calcium		12.7	0.0800	0.200	mg/L	1.00	1					
Chromium	U	ND	0.00300	0.0100	mg/L	1.00	1					
Cobalt	U	ND	0.000300	0.00100	mg/L	1.00	1					
Iron	J	0.0450	0.0330	0.100	mg/L	1.00	1					
Lead	U	ND	0.000500	0.00200	mg/L	1.00	1					
Lithium	U	ND	0.00300	0.0100	mg/L	1.00	1					
Magnesium		5.37	0.0100	0.0300	mg/L	1.00	1					
Manganese		0.00885	0.00100	0.00500	mg/L	1.00	1					
Molybdenum	U	ND	0.000200	0.00100	mg/L	1.00	1					
Potassium		1.52	0.0800	0.300	mg/L	1.00	1					
Selenium	U	ND	0.00150	0.00500	mg/L	1.00	1					
Silver	U	ND	0.000300	0.00100	mg/L	1.00	1					
Sodium		12.0	0.0800	0.250	mg/L	1.00	1					
Thallium	U	ND	0.000600	0.00200	mg/L	1.00	1					
Aluminum	U	ND	0.0193	0.0500	mg/L	1.00	1	PRB	02/06/24	0652	2558922	5
Nutrient Analysis												
EPA 353.2 Nitrogen, Nitrate/Nitrite "As Received"												
Nitrogen, Nitrate/Nitrite		0.204	0.00700	0.0200	mg/L		1	AXH3	01/26/24	0841	2558935	6
Solids Analysis												
SM2540C Dissolved Solids "As Received"												

GEL LABORATORIES LLC
2040 Savage Road Charleston SC 29407 - (843) 556-8171 - www.gel.com

Certificate of Analysis

Report Date: February 7, 2024

Company : Georgia Power Company, Southern Company
Address : 241 Ralph McGill Blvd NE, Bin 10160

Atlanta, Georgia 30308
Contact: Joju Abraham
Project: Arkwright CCR Groundwater ComplianceAP3

Client Sample ID: ARK-AP3-FD-04 Project: GPCC00100
Sample ID: 652879004 Client ID: GPCC001

Parameter	Qualifier	Result	DL	RL	Units	PF	DF	Analyst	Date	Time	Batch	Method
Solids Analysis												
SM2540C Dissolved Solids "As Received"												
Total Dissolved Solids		103	2.38	10.0	mg/L			KLP1	01/31/24	1040	2561127	7
Titration and Ion Analysis												
SM 2320B Total Alkalinity "As Received"												
Alkalinity, Total as CaCO3		56.1	0.725	2.00	mg/L			JW2	01/29/24	1426	2560083	8
Bicarbonate alkalinity (CaCO3)		56.1	0.725	2.00	mg/L							
Carbonate alkalinity (CaCO3)	U	ND	0.725	2.00	mg/L							

The following Prep Methods were performed:

Method	Description	Analyst	Date	Time	Prep Batch
SW846 7470A Prep	EPA 7470A Mercury Prep Liquid	JM13	01/26/24	1145	2558964
SW846 3005A	ICP-MS 3005A PREP	JD2	01/29/24	0840	2558921

The following Analytical Methods were performed:

Method	Description	Analyst Comments
1	EPA 300.0	
2	EPA 300.0	
3	SW846 7470A	
4	SW846 3005A/6020B	
5	SW846 3005A/6020B	
6	EPA 353.2 Low Level	
7	SM 2540C	
8	SM 2320B	

Notes:

Column headers are defined as follows:

DF: Dilution Factor
DL: Detection Limit
MDA: Minimum Detectable Activity
MDC: Minimum Detectable Concentration
Lc/LC: Critical Level
PF: Prep Factor
RL: Reporting Limit
SQL: Sample Quantitation Limit

GEL LABORATORIES LLC
2040 Savage Road Charleston SC 29407 - (843) 556-8171 - www.gel.com

Certificate of Analysis

Report Date: February 7, 2024

Company : Georgia Power Company, Southern Company
Address : 241 Ralph McGill Blvd NE, Bin 10160

Atlanta, Georgia 30308
Contact: Joju Abraham
Project: Arkwright CCR Groundwater ComplianceAP3

Client Sample ID:	ARK-AP3-EB-04	Project:	GPCC00100
Sample ID:	652879005	Client ID:	GPCC001
Matrix:	WQ		
Collect Date:	24-JAN-24 15:45		
Receive Date:	25-JAN-24		
Collector:	Client		

Parameter	Qualifier	Result	DL	RL	Units	PF	DF	Analyst	Date	Time	Batch	Method
Ion Chromatography												
EPA 300.0 Anions Liquid "As Received"												
Chloride	J	0.132	0.0670	0.200	mg/L		1	TXT1	01/30/24	0057	2560129	1
Fluoride	U	ND	0.0330	0.100	mg/L		1					
Sulfate	U	ND	0.133	0.400	mg/L		1					
Mercury Analysis-CVAA												
7470 Cold Vapor Mercury, Liquid "As Received"												
Mercury	U	ND	0.0000670	0.000200	mg/L	1.00	1	JP2	01/29/24	1231	2558965	2
Metals Analysis-ICP-MS												
SW846 3005A/6020B "As Received"												
Antimony	U	ND	0.00100	0.00300	mg/L	1.00	1	PRB	02/05/24	1946	2558922	3
Arsenic	U	ND	0.00200	0.00500	mg/L	1.00	1					
Barium	U	ND	0.000670	0.00400	mg/L	1.00	1					
Beryllium	U	ND	0.000200	0.000500	mg/L	1.00	1					
Boron	U	ND	0.00520	0.0150	mg/L	1.00	1					
Cadmium	U	ND	0.000300	0.00100	mg/L	1.00	1					
Calcium	U	ND	0.0800	0.200	mg/L	1.00	1					
Chromium	U	ND	0.00300	0.0100	mg/L	1.00	1					
Cobalt	U	ND	0.000300	0.00100	mg/L	1.00	1					
Lead	U	ND	0.000500	0.00200	mg/L	1.00	1					
Lithium	U	ND	0.00300	0.0100	mg/L	1.00	1					
Molybdenum	U	ND	0.000200	0.00100	mg/L	1.00	1					
Selenium	U	ND	0.00150	0.00500	mg/L	1.00	1					
Thallium	U	ND	0.000600	0.00200	mg/L	1.00	1					
Nutrient Analysis												
EPA 353.2 Nitrogen, Nitrate/Nitrite "As Received"												
Nitrogen, Nitrate/Nitrite	U	ND	0.00700	0.0200	mg/L		1	AXH3	01/26/24	0847	2558935	4
Solids Analysis												
SM2540C Dissolved Solids "As Received"												
Total Dissolved Solids	U	ND	2.38	10.0	mg/L			KLP1	01/31/24	1040	2561127	5

The following Prep Methods were performed:

Method	Description	Analyst	Date	Time	Prep Batch
SW846 7470A Prep	EPA 7470A Mercury Prep Liquid	JM13	01/26/24	1145	2558964
SW846 3005A	ICP-MS 3005A PREP	JD2	01/29/24	0840	2558921

GEL LABORATORIES LLC
2040 Savage Road Charleston SC 29407 - (843) 556-8171 - www.gel.com

Certificate of Analysis

Report Date: February 7, 2024

Company :	Georgia Power Company, Southern Company
Address :	241 Ralph McGill Blvd NE, Bin 10160
	Atlanta, Georgia 30308
Contact:	Joju Abraham
Project:	Arkwright CCR Groundwater ComplianceAP3

Client Sample ID:	ARK-AP3-EB-04	Project:	GPCC00100
Sample ID:	652879005	Client ID:	GPCC001

Parameter	Qualifier	Result	DL	RL	Units	PF	DF	Analyst	Date	Time	Batch	Method

The following Analytical Methods were performed:

Method	Description	Analyst Comments
1	EPA 300.0	
2	SW846 7470A	
3	SW846 3005A/6020B	
4	EPA 353.2 Low Level	
5	SM 2540C	

Notes:

Column headers are defined as follows:

DF: Dilution Factor	Lc/LC: Critical Level
DL: Detection Limit	PF: Prep Factor
MDA: Minimum Detectable Activity	RL: Reporting Limit
MDC: Minimum Detectable Concentration	SQL: Sample Quantitation Limit

GEL LABORATORIES LLC
2040 Savage Road Charleston SC 29407 - (843) 556-8171 - www.gel.com

Certificate of Analysis

Report Date: February 7, 2024

Company : Georgia Power Company, Southern Company
Address : 241 Ralph McGill Blvd NE, Bin 10160

Atlanta, Georgia 30308
Contact: Joju Abraham
Project: Arkwright CCR Groundwater ComplianceAP3

Client Sample ID:	ARK-AP3-FB-04	Project:	GPCC00100
Sample ID:	652879006	Client ID:	GPCC001
Matrix:	WQ		
Collect Date:	24-JAN-24 12:00		
Receive Date:	25-JAN-24		
Collector:	Client		

Parameter	Qualifier	Result	DL	RL	Units	PF	DF	Analyst	Date	Time	Batch	Method
Ion Chromatography												
EPA 300.0 Anions Liquid "As Received"												
Chloride	J	0.110	0.0670	0.200	mg/L		1	TXT1	01/30/24	0129	2560129	1
Fluoride	U	ND	0.0330	0.100	mg/L		1					
Sulfate	U	ND	0.133	0.400	mg/L		1					
Mercury Analysis-CVAA												
7470 Cold Vapor Mercury, Liquid "As Received"												
Mercury	U	ND	0.0000670	0.000200	mg/L	1.00	1	JP2	01/29/24	1233	2558965	2
Metals Analysis-ICP-MS												
SW846 3005A/6020B "As Received"												
Antimony	U	ND	0.00100	0.00300	mg/L	1.00	1	PRB	02/05/24	1950	2558922	3
Arsenic	U	ND	0.00200	0.00500	mg/L	1.00	1					
Barium	U	ND	0.000670	0.00400	mg/L	1.00	1					
Beryllium	U	ND	0.000200	0.000500	mg/L	1.00	1					
Boron	U	ND	0.00520	0.0150	mg/L	1.00	1					
Cadmium	U	ND	0.000300	0.00100	mg/L	1.00	1					
Calcium	U	ND	0.0800	0.200	mg/L	1.00	1					
Chromium	U	ND	0.00300	0.0100	mg/L	1.00	1					
Cobalt	U	ND	0.000300	0.00100	mg/L	1.00	1					
Lead	U	ND	0.000500	0.00200	mg/L	1.00	1					
Lithium	U	ND	0.00300	0.0100	mg/L	1.00	1					
Molybdenum	J	0.000241	0.000200	0.00100	mg/L	1.00	1					
Selenium	U	ND	0.00150	0.00500	mg/L	1.00	1					
Thallium	U	ND	0.000600	0.00200	mg/L	1.00	1					
Nutrient Analysis												
EPA 353.2 Nitrogen, Nitrate/Nitrite "As Received"												
Nitrogen, Nitrate/Nitrite	U	ND	0.00700	0.0200	mg/L		1	AXH3	01/26/24	0848	2558935	4
Solids Analysis												
SM2540C Dissolved Solids "As Received"												
Total Dissolved Solids	U	ND	2.38	10.0	mg/L			KLP1	01/31/24	1040	2561127	5

The following Prep Methods were performed:

Method	Description	Analyst	Date	Time	Prep Batch
SW846 3005A	ICP-MS 3005A PREP	JD2	01/29/24	0840	2558921
SW846 7470A Prep	EPA 7470A Mercury Prep Liquid	JM13	01/26/24	1145	2558964

GEL LABORATORIES LLC
2040 Savage Road Charleston SC 29407 - (843) 556-8171 - www.gel.com

Certificate of Analysis

Report Date: February 7, 2024

Company :	Georgia Power Company, Southern Company
Address :	241 Ralph McGill Blvd NE, Bin 10160
	Atlanta, Georgia 30308
Contact:	Joju Abraham
Project:	Arkwright CCR Groundwater ComplianceAP3

Client Sample ID:	ARK-AP3-FB-04	Project:	GPCC00100
Sample ID:	652879006	Client ID:	GPCC001

Parameter	Qualifier	Result	DL	RL	Units	PF	DF	Analyst	Date	Time	Batch	Method

The following Analytical Methods were performed:

Method	Description	Analyst Comments
1	EPA 300.0	
2	SW846 7470A	
3	SW846 3005A/6020B	
4	EPA 353.2 Low Level	
5	SM 2540C	

Notes:

Column headers are defined as follows:

DF: Dilution Factor	Lc/LC: Critical Level
DL: Detection Limit	PF: Prep Factor
MDA: Minimum Detectable Activity	RL: Reporting Limit
MDC: Minimum Detectable Concentration	SQL: Sample Quantitation Limit

GEL LABORATORIES LLC
2040 Savage Road Charleston SC 29407 - (843) 556-8171 - www.gel.com

Certificate of Analysis

Report Date: February 7, 2024

Company :	Georgia Power Company, Southern Company
Address :	241 Ralph McGill Blvd NE, Bin 10160
	Atlanta, Georgia 30308
Contact:	Joju Abraham
Project:	Arkwright CCR Groundwater ComplianceAP3

Client Sample ID:	ARK-ARGWA-3	Project:	GPCC00100
Sample ID:	652879007	Client ID:	GPCC001
Matrix:	WG		
Collect Date:	24-JAN-24 15:25		
Receive Date:	25-JAN-24		
Collector:	Client		

Parameter	Qualifier	Result	DL	RL	Units	PF	DF	Analyst	Date	Time	Batch	Method
Metals Analysis-ICP-MS												
SW846 3005A/6020B Dissolved Fe & Mn "As Received"												
Iron	U	ND	0.0330	0.100	mg/L	1.00	1	PRB	02/05/24	1953	2558922	1
Manganese	U	ND	0.00100	0.00500	mg/L	1.00	1					

The following Prep Methods were performed:

Method	Description	Analyst	Date	Time	Prep Batch
SW846 3005A	ICP-MS 3005A PREP	JD2	01/29/24	0840	2558921

The following Analytical Methods were performed:

Method	Description	Analyst Comments
1	SW846 3005A/6020B	

Notes:

Column headers are defined as follows:

DF: Dilution Factor	Lc/LC: Critical Level
DL: Detection Limit	PF: Prep Factor
MDA: Minimum Detectable Activity	RL: Reporting Limit
MDC: Minimum Detectable Concentration	SQL: Sample Quantitation Limit

GEL LABORATORIES LLC
2040 Savage Road Charleston SC 29407 - (843) 556-8171 - www.gel.com

Certificate of Analysis

Report Date: February 7, 2024

Company :	Georgia Power Company, Southern Company
Address :	241 Ralph McGill Blvd NE, Bin 10160
	Atlanta, Georgia 30308
Contact:	Joju Abraham
Project:	Arkwright CCR Groundwater ComplianceAP3

Client Sample ID:	ARK-ARGWA-5	Project:	GPCC00100
Sample ID:	652879008	Client ID:	GPCC001
Matrix:	WG		
Collect Date:	24-JAN-24 14:50		
Receive Date:	25-JAN-24		
Collector:	Client		

Parameter	Qualifier	Result	DL	RL	Units	PF	DF	Analyst	Date	Time	Batch	Method
Metals Analysis-ICP-MS												
SW846 3005A/6020B Dissolved Fe & Mn "As Received"												
Iron	U	ND	0.0330	0.100	mg/L	1.00	1	PRB	02/05/24	1957	2558922	1
Manganese		0.00828	0.00100	0.00500	mg/L	1.00	1					

The following Prep Methods were performed:

Method	Description	Analyst	Date	Time	Prep Batch
SW846 3005A	ICP-MS 3005A PREP	JD2	01/29/24	0840	2558921

The following Analytical Methods were performed:

Method	Description	Analyst Comments
1	SW846 3005A/6020B	

Notes:

Column headers are defined as follows:

DF: Dilution Factor	Lc/LC: Critical Level
DL: Detection Limit	PF: Prep Factor
MDA: Minimum Detectable Activity	RL: Reporting Limit
MDC: Minimum Detectable Concentration	SQL: Sample Quantitation Limit

GEL LABORATORIES LLC
2040 Savage Road Charleston SC 29407 - (843) 556-8171 - www.gel.com

Certificate of Analysis

Report Date: February 7, 2024

Company :	Georgia Power Company, Southern Company
Address :	241 Ralph McGill Blvd NE, Bin 10160
	Atlanta, Georgia 30308
Contact:	Joju Abraham
Project:	Arkwright CCR Groundwater ComplianceAP3

Client Sample ID:	ARK-ARGWA-24	Project:	GPCC00100
Sample ID:	652879009	Client ID:	GPCC001
Matrix:	WG		
Collect Date:	24-JAN-24 11:20		
Receive Date:	25-JAN-24		
Collector:	Client		

Parameter	Qualifier	Result	DL	RL	Units	PF	DF	Analyst	Date	Time	Batch	Method
Metals Analysis-ICP-MS												
SW846 3005A/6020B Dissolved Fe & Mn "As Received"												
Iron	J	0.0406	0.0330	0.100	mg/L	1.00	1	PRB	02/05/24	2001	2558922	1
Manganese	J	0.00389	0.00100	0.00500	mg/L	1.00	1					

The following Prep Methods were performed:

Method	Description	Analyst	Date	Time	Prep Batch
SW846 3005A	ICP-MS 3005A PREP	JD2	01/29/24	0840	2558921

The following Analytical Methods were performed:

Method	Description	Analyst Comments
1	SW846 3005A/6020B	

Notes:

Column headers are defined as follows:

DF: Dilution Factor	Lc/LC: Critical Level
DL: Detection Limit	PF: Prep Factor
MDA: Minimum Detectable Activity	RL: Reporting Limit
MDC: Minimum Detectable Concentration	SQL: Sample Quantitation Limit

GEL LABORATORIES LLC
2040 Savage Road Charleston SC 29407 - (843) 556-8171 - www.gel.com

Certificate of Analysis

Report Date: February 9, 2024

Company : Georgia Power Company, Southern Company
Address : 241 Ralph McGill Blvd NE, Bin 10160

Atlanta, Georgia 30308
Contact: Joju Abraham
Project: Arkwright CCR Groundwater ComplianceAP3

Client Sample ID: ARK-ARAMW-4
Sample ID: 653087001
Matrix: WG
Collect Date: 25-JAN-24 09:25
Receive Date: 26-JAN-24
Collector: Client

Project: GPCC00100
Client ID: GPCC001

Parameter	Qualifier	Result	DL	RL	Units	PF	DF	Analyst	Date	Time	Batch	Method
Ion Chromatography												
EPA 300.0 Anions Liquid "As Received"												
Sulfate		1330	26.6	80.0	mg/L		200	TXT1	02/01/24	0618	2561002	1
Chloride		5.34	0.0670	0.200	mg/L		1	TXT1	01/30/24	1942	2561002	2
Fluoride		0.105	0.0330	0.100	mg/L		1					
Mercury Analysis-CVAA												
7470 Cold Vapor Mercury, Liquid "As Received"												
Mercury	U	ND	0.0000670	0.000200	mg/L	1.00	1	JP2	01/30/24	1235	2559709	3
Metals Analysis-ICP-MS												
SW846 3005A/6020B "As Received"												
Beryllium	U	ND	0.000200	0.000500	mg/L	1.00	1	PRB	02/09/24	1539	2559510	4
Lithium		0.0136	0.00300	0.0100	mg/L	1.00	1	PRB	02/09/24	0655	2559510	5
Manganese		0.567	0.00100	0.00500	mg/L	1.00	1	PRB	02/09/24	1627	2559510	6
Boron		0.698	0.0520	0.150	mg/L	1.00	10	PRB	02/09/24	1318	2559510	7
Calcium		310	0.800	2.00	mg/L	1.00	10					
Magnesium		146	0.100	0.300	mg/L	1.00	10					
Aluminum	J	0.0363	0.0193	0.0500	mg/L	1.00	1	PRB	02/09/24	1303	2559510	8
Antimony	U	ND	0.00100	0.00300	mg/L	1.00	1					
Arsenic	U	ND	0.00200	0.00500	mg/L	1.00	1					
Barium		0.0343	0.000670	0.00400	mg/L	1.00	1					
Cadmium	U	ND	0.000300	0.00100	mg/L	1.00	1					
Chromium	U	ND	0.00300	0.0100	mg/L	1.00	1					
Cobalt		0.00251	0.000300	0.00100	mg/L	1.00	1					
Iron		1.64	0.0330	0.100	mg/L	1.00	1					
Lead	U	ND	0.000500	0.00200	mg/L	1.00	1					
Molybdenum	J	0.000274	0.000200	0.00100	mg/L	1.00	1					
Potassium		12.8	0.0800	0.300	mg/L	1.00	1					
Selenium	J	0.00276	0.00150	0.00500	mg/L	1.00	1					
Silver	U	ND	0.000300	0.00100	mg/L	1.00	1					
Sodium		32.6	0.0800	0.250	mg/L	1.00	1					
Thallium	U	ND	0.000600	0.00200	mg/L	1.00	1					
Nutrient Analysis												
EPA 353.2 Nitrogen, Nitrate/Nitrite "As Received"												
Nitrogen, Nitrate/Nitrite	J	0.00973	0.00700	0.0200	mg/L		1	AXH3	01/29/24	0655	2559577	9
Solids Analysis												
SM2540C Dissolved Solids "As Received"												

GEL LABORATORIES LLC
2040 Savage Road Charleston SC 29407 - (843) 556-8171 - www.gel.com

Certificate of Analysis

Report Date: February 9, 2024

Company : Georgia Power Company, Southern Company
Address : 241 Ralph McGill Blvd NE, Bin 10160

Atlanta, Georgia 30308
Contact: Joju Abraham
Project: Arkwright CCR Groundwater ComplianceAP3

Client Sample ID: ARK-ARAMW-4 Project: GPCC00100
Sample ID: 653087001 Client ID: GPCC001

Parameter	Qualifier	Result	DL	RL	Units	PF	DF	Analyst	Date	Time	Batch	Method
Solids Analysis												
SM2540C Dissolved Solids "As Received"												
Total Dissolved Solids		1920	2.38	10.0	mg/L			KLP1	02/01/24	1130	2561835	10
Titration and Ion Analysis												
SM 2320B Total Alkalinity "As Received"												
Alkalinity, Total as CaCO3		51.9	0.725	2.00	mg/L			JW2	01/29/24	1428	2560083	11
Bicarbonate alkalinity (CaCO3)		51.9	0.725	2.00	mg/L							
Carbonate alkalinity (CaCO3)	U	ND	0.725	2.00	mg/L							

The following Prep Methods were performed:

Method	Description	Analyst	Date	Time	Prep Batch
SW846 7470A Prep	EPA 7470A Mercury Prep Liquid	JM13	01/29/24	1200	2559703
SW846 3005A	ICP-MS 3005A PREP	JD2	01/29/24	0840	2559509

The following Analytical Methods were performed:

Method	Description	Analyst Comments
1	EPA 300.0	
2	EPA 300.0	
3	SW846 7470A	
4	SW846 3005A/6020B	
5	SW846 3005A/6020B	
6	SW846 3005A/6020B	
7	SW846 3005A/6020B	
8	SW846 3005A/6020B	
9	EPA 353.2 Low Level	
10	SM 2540C	
11	SM 2320B	

Notes:

Column headers are defined as follows:

DF: Dilution Factor
DL: Detection Limit
MDA: Minimum Detectable Activity
MDC: Minimum Detectable Concentration
Lc/LC: Critical Level
PF: Prep Factor
RL: Reporting Limit
SQL: Sample Quantitation Limit

GEL LABORATORIES LLC
2040 Savage Road Charleston SC 29407 - (843) 556-8171 - www.gel.com

Certificate of Analysis

Report Date: February 9, 2024

Company : Georgia Power Company, Southern Company
Address : 241 Ralph McGill Blvd NE, Bin 10160

Atlanta, Georgia 30308
Contact: Joju Abraham
Project: Arkwright CCR Groundwater ComplianceAP3

Client Sample ID:	ARK-ARGWC-7	Project:	GPCC00100
Sample ID:	653087002	Client ID:	GPCC001
Matrix:	WG		
Collect Date:	25-JAN-24 13:15		
Receive Date:	26-JAN-24		
Collector:	Client		

Parameter	Qualifier	Result	DL	RL	Units	PF	DF	Analyst	Date	Time	Batch	Method
Ion Chromatography												
EPA 300.0 Anions Liquid "As Received"												
Sulfate		35.2	0.665	2.00	mg/L		5	TXT1	02/01/24	0752	2561002	1
Chloride		4.76	0.0670	0.200	mg/L		1	TXT1	01/30/24	2116	2561002	2
Fluoride		0.193	0.0330	0.100	mg/L		1					
Mercury Analysis-CVAA												
7470 Cold Vapor Mercury, Liquid "As Received"												
Mercury	U	ND	0.0000670	0.000200	mg/L	1.00	1	JP2	01/30/24	1237	2559709	3
Metals Analysis-ICP-MS												
SW846 3005A/6020B "As Received"												
Manganese	U	ND	0.00100	0.00500	mg/L	1.00	1	PRB	02/09/24	1634	2559510	4
Lithium	U	ND	0.00300	0.0100	mg/L	1.00	1	PRB	02/09/24	0720	2559510	5
Aluminum	U	ND	0.0193	0.0500	mg/L	1.00	1	PRB	02/09/24	1341	2559510	6
Antimony	U	ND	0.00100	0.00300	mg/L	1.00	1					
Arsenic	U	ND	0.00200	0.00500	mg/L	1.00	1					
Barium		0.0563	0.000670	0.00400	mg/L	1.00	1					
Boron		0.0760	0.00520	0.0150	mg/L	1.00	1					
Cadmium	U	ND	0.000300	0.00100	mg/L	1.00	1					
Calcium		10.3	0.0800	0.200	mg/L	1.00	1					
Chromium	J	0.00317	0.00300	0.0100	mg/L	1.00	1					
Cobalt	U	ND	0.000300	0.00100	mg/L	1.00	1					
Iron	U	ND	0.0330	0.100	mg/L	1.00	1					
Lead	U	ND	0.000500	0.00200	mg/L	1.00	1					
Magnesium		8.33	0.0100	0.0300	mg/L	1.00	1					
Molybdenum	U	ND	0.000200	0.00100	mg/L	1.00	1					
Potassium		0.985	0.0800	0.300	mg/L	1.00	1					
Selenium	U	ND	0.00150	0.00500	mg/L	1.00	1					
Silver	U	ND	0.000300	0.00100	mg/L	1.00	1					
Sodium		5.84	0.0800	0.250	mg/L	1.00	1					
Thallium	U	ND	0.000600	0.00200	mg/L	1.00	1					
Beryllium	U	ND	0.000200	0.000500	mg/L	1.00	1	PRB	02/09/24	1547	2559510	7
Nutrient Analysis												
EPA 353.2 Nitrogen, Nitrate/Nitrite "As Received"												
Nitrogen, Nitrate/Nitrite		0.268	0.00700	0.0200	mg/L		1	AXH3	01/29/24	0659	2559577	8
Solids Analysis												
SM2540C Dissolved Solids "As Received"												

GEL LABORATORIES LLC
2040 Savage Road Charleston SC 29407 - (843) 556-8171 - www.gel.com

Certificate of Analysis

Report Date: February 9, 2024

Company :	Georgia Power Company, Southern Company
Address :	241 Ralph McGill Blvd NE, Bin 10160
	Atlanta, Georgia 30308
Contact:	Joju Abraham
Project:	Arkwright CCR Groundwater ComplianceAP3

Client Sample ID:	ARK-ARGWC-7	Project:	GPCC00100
Sample ID:	653087002	Client ID:	GPCC001

Parameter	Qualifier	Result	DL	RL	Units	PF	DF	Analyst	Date	Time	Batch	Method
Solids Analysis												
SM2540C Dissolved Solids "As Received"												
Total Dissolved Solids		97.0	2.38	10.0	mg/L			KLP1	02/01/24	1130	2561835	9
Titration and Ion Analysis												
SM 2320B Total Alkalinity "As Received"												
Alkalinity, Total as CaCO3		33.8	0.725	2.00	mg/L			JW2	01/29/24	1430	2560083	10
Bicarbonate alkalinity (CaCO3)		33.8	0.725	2.00	mg/L							
Carbonate alkalinity (CaCO3)	U	ND	0.725	2.00	mg/L							

The following Prep Methods were performed:

Method	Description	Analyst	Date	Time	Prep Batch
SW846 3005A	ICP-MS 3005A PREP	JD2	01/29/24	0840	2559509
SW846 7470A Prep	EPA 7470A Mercury Prep Liquid	JM13	01/29/24	1200	2559703

The following Analytical Methods were performed:

Method	Description	Analyst Comments
1	EPA 300.0	
2	EPA 300.0	
3	SW846 7470A	
4	SW846 3005A/6020B	
5	SW846 3005A/6020B	
6	SW846 3005A/6020B	
7	SW846 3005A/6020B	
8	EPA 353.2 Low Level	
9	SM 2540C	
10	SM 2320B	

Notes:

Column headers are defined as follows:

DF: Dilution Factor	Lc/LC: Critical Level
DL: Detection Limit	PF: Prep Factor
MDA: Minimum Detectable Activity	RL: Reporting Limit
MDC: Minimum Detectable Concentration	SQL: Sample Quantitation Limit

GEL LABORATORIES LLC
2040 Savage Road Charleston SC 29407 - (843) 556-8171 - www.gel.com

Certificate of Analysis

Report Date: February 9, 2024

Company : Georgia Power Company, Southern Company
Address : 241 Ralph McGill Blvd NE, Bin 10160

Atlanta, Georgia 30308
Contact: Joju Abraham
Project: Arkwright CCR Groundwater ComplianceAP3

Client Sample ID: ARK-ARGWC-8
Sample ID: 653087003
Matrix: WG
Collect Date: 25-JAN-24 14:50
Receive Date: 26-JAN-24
Collector: Client

Project: GPCC00100
Client ID: GPCC001

Parameter	Qualifier	Result	DL	RL	Units	PF	DF	Analyst	Date	Time	Batch	Method
Ion Chromatography												
EPA 300.0 Anions Liquid "As Received"												
Chloride		5.90	0.0670	0.200	mg/L		1	TXT1	01/30/24	2147	2561002	1
Fluoride		0.295	0.0330	0.100	mg/L		1					
Sulfate		52.7	0.665	2.00	mg/L		5	TXT1	02/01/24	0823	2561002	2
Mercury Analysis-CVAA												
7470 Cold Vapor Mercury, Liquid "As Received"												
Mercury	U	ND	0.0000670	0.000200	mg/L	1.00	1	JP2	01/30/24	1238	2559709	3
Metals Analysis-ICP-MS												
SW846 3005A/6020B "As Received"												
Lithium	J	0.00315	0.00300	0.0100	mg/L	1.00	1	PRB	02/09/24	0724	2559510	4
Manganese		0.338	0.00100	0.00500	mg/L	1.00	1	PRB	02/09/24	1635	2559510	5
Aluminum		0.0571	0.0193	0.0500	mg/L	1.00	1	PRB	02/09/24	1343	2559510	6
Antimony	U	ND	0.00100	0.00300	mg/L	1.00	1					
Arsenic	U	ND	0.00200	0.00500	mg/L	1.00	1					
Barium		0.0641	0.000670	0.00400	mg/L	1.00	1					
Cadmium	U	ND	0.000300	0.00100	mg/L	1.00	1					
Calcium		46.0	0.0800	0.200	mg/L	1.00	1					
Chromium	U	ND	0.00300	0.0100	mg/L	1.00	1					
Cobalt	U	ND	0.000300	0.00100	mg/L	1.00	1					
Iron	J	0.0480	0.0330	0.100	mg/L	1.00	1					
Lead	U	ND	0.000500	0.00200	mg/L	1.00	1					
Magnesium		19.9	0.0100	0.0300	mg/L	1.00	1					
Molybdenum		0.0446	0.000200	0.00100	mg/L	1.00	1					
Potassium		1.81	0.0800	0.300	mg/L	1.00	1					
Selenium	U	ND	0.00150	0.00500	mg/L	1.00	1					
Silver	U	ND	0.000300	0.00100	mg/L	1.00	1					
Sodium		13.6	0.0800	0.250	mg/L	1.00	1					
Thallium	U	ND	0.000600	0.00200	mg/L	1.00	1					
Boron		1.07	0.0520	0.150	mg/L	1.00	10	PRB	02/09/24	1346	2559510	7
Beryllium	U	ND	0.000200	0.000500	mg/L	1.00	1	PRB	02/09/24	1548	2559510	8
Nutrient Analysis												
EPA 353.2 Nitrogen, Nitrate/Nitrite "As Received"												
Nitrogen, Nitrate/Nitrite	U	ND	0.00700	0.0200	mg/L		1	AXH3	01/29/24	0700	2559577	9
Solids Analysis												
SM2540C Dissolved Solids "As Received"												

GEL LABORATORIES LLC
2040 Savage Road Charleston SC 29407 - (843) 556-8171 - www.gel.com

Certificate of Analysis

Report Date: February 9, 2024

Company : Georgia Power Company, Southern Company
Address : 241 Ralph McGill Blvd NE, Bin 10160

Atlanta, Georgia 30308
Contact: Joju Abraham
Project: Arkwright CCR Groundwater ComplianceAP3

Client Sample ID: ARK-ARGWC-8 Project: GPCC00100
Sample ID: 653087003 Client ID: GPCC001

Parameter	Qualifier	Result	DL	RL	Units	PF	DF	Analyst	Date	Time	Batch	Method
Solids Analysis												
SM2540C Dissolved Solids "As Received"												
Total Dissolved Solids		240	2.38	10.0	mg/L			KLP1	02/01/24	1130	2561835	10
Titration and Ion Analysis												
SM 2320B Total Alkalinity "As Received"												
Alkalinity, Total as CaCO3		154	0.725	2.00	mg/L			JW2	01/29/24	1431	2560083	11
Bicarbonate alkalinity (CaCO3)		154	0.725	2.00	mg/L							
Carbonate alkalinity (CaCO3)	U	ND	0.725	2.00	mg/L							

The following Prep Methods were performed:

Method	Description	Analyst	Date	Time	Prep Batch
SW846 3005A	ICP-MS 3005A PREP	JD2	01/29/24	0840	2559509
SW846 7470A Prep	EPA 7470A Mercury Prep Liquid	JM13	01/29/24	1200	2559703

The following Analytical Methods were performed:

Method	Description	Analyst Comments
1	EPA 300.0	
2	EPA 300.0	
3	SW846 7470A	
4	SW846 3005A/6020B	
5	SW846 3005A/6020B	
6	SW846 3005A/6020B	
7	SW846 3005A/6020B	
8	SW846 3005A/6020B	
9	EPA 353.2 Low Level	
10	SM 2540C	
11	SM 2320B	

Notes:

Column headers are defined as follows:

DF: Dilution Factor
DL: Detection Limit
MDA: Minimum Detectable Activity
MDC: Minimum Detectable Concentration
Lc/LC: Critical Level
PF: Prep Factor
RL: Reporting Limit
SQL: Sample Quantitation Limit

GEL LABORATORIES LLC
2040 Savage Road Charleston SC 29407 - (843) 556-8171 - www.gel.com

Certificate of Analysis

Report Date: February 9, 2024

Company : Georgia Power Company, Southern Company
Address : 241 Ralph McGill Blvd NE, Bin 10160

Atlanta, Georgia 30308
Contact: Joju Abraham
Project: Arkwright CCR Groundwater ComplianceAP3

Client Sample ID:	ARK-ARGWC-9	Project:	GPCC00100
Sample ID:	653087004	Client ID:	GPCC001
Matrix:	WG		
Collect Date:	25-JAN-24 12:45		
Receive Date:	26-JAN-24		
Collector:	Client		

Parameter	Qualifier	Result	DL	RL	Units	PF	DF	Analyst	Date	Time	Batch	Method
Ion Chromatography												
EPA 300.0 Anions Liquid "As Received"												
Chloride		5.15	0.0670	0.200	mg/L		1	TXT1	01/30/24	2219	2561002	1
Fluoride		0.222	0.0330	0.100	mg/L		1					
Sulfate		1.49	0.133	0.400	mg/L		1					
Mercury Analysis-CVAA												
7470 Cold Vapor Mercury, Liquid "As Received"												
Mercury	U	ND	0.0000670	0.000200	mg/L	1.00	1	JP2	01/30/24	1240	2559709	2
Metals Analysis-ICP-MS												
SW846 3005A/6020B "As Received"												
Beryllium	U	ND	0.000200	0.000500	mg/L	1.00	1	PRB	02/09/24	1549	2559510	3
Lithium	U	ND	0.00300	0.0100	mg/L	1.00	1	PRB	02/09/24	0727	2559510	4
Aluminum	J	0.0303	0.0193	0.0500	mg/L	1.00	1	PRB	02/09/24	1349	2559510	5
Antimony	U	ND	0.00100	0.00300	mg/L	1.00	1					
Arsenic	U	ND	0.00200	0.00500	mg/L	1.00	1					
Barium		0.0414	0.000670	0.00400	mg/L	1.00	1					
Boron	J	0.0114	0.00520	0.0150	mg/L	1.00	1					
Cadmium	U	ND	0.000300	0.00100	mg/L	1.00	1					
Calcium		4.81	0.0800	0.200	mg/L	1.00	1					
Chromium	J	0.00700	0.00300	0.0100	mg/L	1.00	1					
Cobalt	U	ND	0.000300	0.00100	mg/L	1.00	1					
Iron	J	0.0385	0.0330	0.100	mg/L	1.00	1					
Lead	U	ND	0.000500	0.00200	mg/L	1.00	1					
Magnesium		2.03	0.0100	0.0300	mg/L	1.00	1					
Molybdenum	U	ND	0.000200	0.00100	mg/L	1.00	1					
Potassium		1.84	0.0800	0.300	mg/L	1.00	1					
Selenium	U	ND	0.00150	0.00500	mg/L	1.00	1					
Silver	U	ND	0.000300	0.00100	mg/L	1.00	1					
Sodium		6.30	0.0800	0.250	mg/L	1.00	1					
Thallium	U	ND	0.000600	0.00200	mg/L	1.00	1					
Manganese	J	0.00141	0.00100	0.00500	mg/L	1.00	1	PRB	02/09/24	1636	2559510	6
Nutrient Analysis												
EPA 353.2 Nitrogen, Nitrate/Nitrite "As Received"												
Nitrogen, Nitrate/Nitrite		0.799	0.00700	0.0200	mg/L		1	AXH3	01/29/24	0701	2559577	7
Solids Analysis												
SM2540C Dissolved Solids "As Received"												

GEL LABORATORIES LLC
2040 Savage Road Charleston SC 29407 - (843) 556-8171 - www.gel.com

Certificate of Analysis

Report Date: February 9, 2024

Company : Georgia Power Company, Southern Company
Address : 241 Ralph McGill Blvd NE, Bin 10160

Atlanta, Georgia 30308
Contact: Joju Abraham
Project: Arkwright CCR Groundwater ComplianceAP3

Client Sample ID: ARK-ARGWC-9 Project: GPCC00100
Sample ID: 653087004 Client ID: GPCC001

Parameter	Qualifier	Result	DL	RL	Units	PF	DF	Analyst	Date	Time	Batch	Method
Solids Analysis												
SM2540C Dissolved Solids "As Received"												
Total Dissolved Solids		53.0	2.38	10.0	mg/L			KLP1	02/01/24	1130	2561835	8
Titration and Ion Analysis												
SM 2320B Total Alkalinity "As Received"												
Alkalinity, Total as CaCO3		24.6	0.725	2.00	mg/L			JW2	01/29/24	1433	2560083	9
Bicarbonate alkalinity (CaCO3)		24.6	0.725	2.00	mg/L							
Carbonate alkalinity (CaCO3)	U	ND	0.725	2.00	mg/L							

The following Prep Methods were performed:

Method	Description	Analyst	Date	Time	Prep Batch
SW846 7470A Prep	EPA 7470A Mercury Prep Liquid	JM13	01/29/24	1200	2559703
SW846 3005A	ICP-MS 3005A PREP	JD2	01/29/24	0840	2559509

The following Analytical Methods were performed:

Method	Description	Analyst Comments
1	EPA 300.0	
2	SW846 7470A	
3	SW846 3005A/6020B	
4	SW846 3005A/6020B	
5	SW846 3005A/6020B	
6	SW846 3005A/6020B	
7	EPA 353.2 Low Level	
8	SM 2540C	
9	SM 2320B	

Notes:

Column headers are defined as follows:

DF: Dilution Factor
DL: Detection Limit
MDA: Minimum Detectable Activity
MDC: Minimum Detectable Concentration
Lc/LC: Critical Level
PF: Prep Factor
RL: Reporting Limit
SQL: Sample Quantitation Limit

GEL LABORATORIES LLC
2040 Savage Road Charleston SC 29407 - (843) 556-8171 - www.gel.com

Certificate of Analysis

Report Date: February 9, 2024

Company : Georgia Power Company, Southern Company
Address : 241 Ralph McGill Blvd NE, Bin 10160

Atlanta, Georgia 30308
Contact: Joju Abraham
Project: Arkwright CCR Groundwater ComplianceAP3

Client Sample ID:	ARK-ARGWC-10	Project:	GPCC00100
Sample ID:	653087005	Client ID:	GPCC001
Matrix:	WG		
Collect Date:	25-JAN-24 13:35		
Receive Date:	26-JAN-24		
Collector:	Client		

Parameter	Qualifier	Result	DL	RL	Units	PF	DF	Analyst	Date	Time	Batch	Method
Ion Chromatography												
EPA 300.0 Anions Liquid "As Received"												
Chloride		4.36	0.0670	0.200	mg/L		1	TXT1	01/30/24	2250	2561002	1
Fluoride		0.252	0.0330	0.100	mg/L		1					
Sulfate		0.519	0.133	0.400	mg/L		1					
Mercury Analysis-CVAA												
7470 Cold Vapor Mercury, Liquid "As Received"												
Mercury	U	ND	0.0000670	0.000200	mg/L	1.00	1	JP2	01/30/24	1242	2559709	2
Metals Analysis-ICP-MS												
SW846 3005A/6020B "As Received"												
Beryllium	U	ND	0.000200	0.000500	mg/L	1.00	1	PRB	02/09/24	1550	2559510	3
Lithium	U	ND	0.00300	0.0100	mg/L	1.00	1	PRB	02/09/24	0731	2559510	4
Manganese		0.00653	0.00100	0.00500	mg/L	1.00	1	PRB	02/09/24	1637	2559510	5
Aluminum		0.191	0.0193	0.0500	mg/L	1.00	1	PRB	02/09/24	1352	2559510	6
Antimony	U	ND	0.00100	0.00300	mg/L	1.00	1					
Arsenic	U	ND	0.00200	0.00500	mg/L	1.00	1					
Barium		0.0373	0.000670	0.00400	mg/L	1.00	1					
Boron	J	0.00819	0.00520	0.0150	mg/L	1.00	1					
Cadmium	U	ND	0.000300	0.00100	mg/L	1.00	1					
Calcium		8.32	0.0800	0.200	mg/L	1.00	1					
Chromium	J	0.00527	0.00300	0.0100	mg/L	1.00	1					
Cobalt	U	ND	0.000300	0.00100	mg/L	1.00	1					
Iron		0.262	0.0330	0.100	mg/L	1.00	1					
Lead	U	ND	0.000500	0.00200	mg/L	1.00	1					
Magnesium		4.01	0.0100	0.0300	mg/L	1.00	1					
Molybdenum	U	ND	0.000200	0.00100	mg/L	1.00	1					
Potassium		0.794	0.0800	0.300	mg/L	1.00	1					
Selenium	U	ND	0.00150	0.00500	mg/L	1.00	1					
Silver	U	ND	0.000300	0.00100	mg/L	1.00	1					
Sodium		9.69	0.0800	0.250	mg/L	1.00	1					
Thallium	U	ND	0.000600	0.00200	mg/L	1.00	1					
Nutrient Analysis												
EPA 353.2 Nitrogen, Nitrate/Nitrite "As Received"												
Nitrogen, Nitrate/Nitrite		0.148	0.00700	0.0200	mg/L		1	AXH3	01/29/24	0702	2559577	7
Solids Analysis												
SM2540C Dissolved Solids "As Received"												

GEL LABORATORIES LLC
2040 Savage Road Charleston SC 29407 - (843) 556-8171 - www.gel.com

Certificate of Analysis

Report Date: February 9, 2024

Company : Georgia Power Company, Southern Company
Address : 241 Ralph McGill Blvd NE, Bin 10160

Atlanta, Georgia 30308
Contact: Joju Abraham
Project: Arkwright CCR Groundwater ComplianceAP3

Client Sample ID: ARK-ARGWC-10 Project: GPCC00100
Sample ID: 653087005 Client ID: GPCC001

Parameter	Qualifier	Result	DL	RL	Units	PF	DF	Analyst	Date	Time	Batch	Method
Solids Analysis												
SM2540C Dissolved Solids "As Received"												
Total Dissolved Solids		88.0	2.38	10.0	mg/L			KLP1	02/01/24	1130	2561835	8
Titration and Ion Analysis												
SM 2320B Total Alkalinity "As Received"												
Alkalinity, Total as CaCO3		49.7	0.725	2.00	mg/L			JW2	01/29/24	1435	2560083	9
Bicarbonate alkalinity (CaCO3)		49.7	0.725	2.00	mg/L							
Carbonate alkalinity (CaCO3)	U	ND	0.725	2.00	mg/L							

The following Prep Methods were performed:

Method	Description	Analyst	Date	Time	Prep Batch
SW846 7470A Prep	EPA 7470A Mercury Prep Liquid	JM13	01/29/24	1200	2559703
SW846 3005A	ICP-MS 3005A PREP	JD2	01/29/24	0840	2559509

The following Analytical Methods were performed:

Method	Description	Analyst Comments
1	EPA 300.0	
2	SW846 7470A	
3	SW846 3005A/6020B	
4	SW846 3005A/6020B	
5	SW846 3005A/6020B	
6	SW846 3005A/6020B	
7	EPA 353.2 Low Level	
8	SM 2540C	
9	SM 2320B	

Notes:

Column headers are defined as follows:

DF: Dilution Factor
DL: Detection Limit
MDA: Minimum Detectable Activity
MDC: Minimum Detectable Concentration
Lc/LC: Critical Level
PF: Prep Factor
RL: Reporting Limit
SQL: Sample Quantitation Limit

GEL LABORATORIES LLC
2040 Savage Road Charleston SC 29407 - (843) 556-8171 - www.gel.com

Certificate of Analysis

Report Date: February 9, 2024

Company : Georgia Power Company, Southern Company
Address : 241 Ralph McGill Blvd NE, Bin 10160

Atlanta, Georgia 30308
Contact: Joju Abraham
Project: Arkwright CCR Groundwater ComplianceAP3

Client Sample ID: ARK-ARGWA-12
Sample ID: 653087006
Matrix: WG
Collect Date: 25-JAN-24 15:30
Receive Date: 26-JAN-24
Collector: Client

Project: GPCC00100
Client ID: GPCC001

Parameter	Qualifier	Result	DL	RL	Units	PF	DF	Analyst	Date	Time	Batch	Method
Ion Chromatography												
EPA 300.0 Anions Liquid "As Received"												
Chloride		13.1	0.134	0.400	mg/L		2	TXT1	02/01/24	0854	2561002	1
Fluoride		0.241	0.0330	0.100	mg/L		1	TXT1	01/30/24	2321	2561002	2
Sulfate		7.05	0.133	0.400	mg/L		1					
Mercury Analysis-CVAA												
7470 Cold Vapor Mercury, Liquid "As Received"												
Mercury	U	ND	0.0000670	0.000200	mg/L	1.00	1	JP2	01/30/24	1243	2559709	3
Metals Analysis-ICP-MS												
SW846 3005A/6020B "As Received"												
Aluminum		0.0877	0.0193	0.0500	mg/L	1.00	1	PRB	02/09/24	1355	2559510	4
Antimony	U	ND	0.00100	0.00300	mg/L	1.00	1					
Arsenic	U	ND	0.00200	0.00500	mg/L	1.00	1					
Barium		0.0833	0.000670	0.00400	mg/L	1.00	1					
Boron		0.0208	0.00520	0.0150	mg/L	1.00	1					
Cadmium	U	ND	0.000300	0.00100	mg/L	1.00	1					
Calcium		13.3	0.0800	0.200	mg/L	1.00	1					
Chromium	U	ND	0.00300	0.0100	mg/L	1.00	1					
Cobalt	J	0.000661	0.000300	0.00100	mg/L	1.00	1					
Iron	J	0.0550	0.0330	0.100	mg/L	1.00	1					
Lead	U	ND	0.000500	0.00200	mg/L	1.00	1					
Magnesium		8.35	0.0100	0.0300	mg/L	1.00	1					
Molybdenum	J	0.000272	0.000200	0.00100	mg/L	1.00	1					
Potassium		2.04	0.0800	0.300	mg/L	1.00	1					
Selenium	U	ND	0.00150	0.00500	mg/L	1.00	1					
Silver	U	ND	0.000300	0.00100	mg/L	1.00	1					
Sodium		12.3	0.0800	0.250	mg/L	1.00	1					
Thallium	U	ND	0.000600	0.00200	mg/L	1.00	1					
Beryllium	U	ND	0.000200	0.000500	mg/L	1.00	1	PRB	02/09/24	1551	2559510	5
Manganese	J	0.00150	0.00100	0.00500	mg/L	1.00	1	PRB	02/09/24	1638	2559510	6
Lithium	J	0.00332	0.00300	0.0100	mg/L	1.00	1	PRB	02/09/24	0735	2559510	7
Nutrient Analysis												
EPA 353.2 Nitrogen, Nitrate/Nitrite "As Received"												
Nitrogen, Nitrate/Nitrite		0.424	0.00700	0.0200	mg/L		1	AXH3	01/29/24	0704	2559577	8
Solids Analysis												
SM2540C Dissolved Solids "As Received"												

GEL LABORATORIES LLC
2040 Savage Road Charleston SC 29407 - (843) 556-8171 - www.gel.com

Certificate of Analysis

Report Date: February 9, 2024

Company : Georgia Power Company, Southern Company
Address : 241 Ralph McGill Blvd NE, Bin 10160

Atlanta, Georgia 30308
Contact: Joju Abraham
Project: Arkwright CCR Groundwater ComplianceAP3

Client Sample ID: ARK-ARGWA-12 Project: GPCC00100
Sample ID: 653087006 Client ID: GPCC001

Parameter	Qualifier	Result	DL	RL	Units	PF	DF	Analyst	Date	Time	Batch	Method
Solids Analysis												
SM2540C Dissolved Solids "As Received"												
Total Dissolved Solids		117	2.38	10.0	mg/L			KLP1	02/01/24	1130	2561835	9
Titration and Ion Analysis												
SM 2320B Total Alkalinity "As Received"												
Alkalinity, Total as CaCO3		62.5	0.725	2.00	mg/L			JW2	01/29/24	1436	2560083	10
Bicarbonate alkalinity (CaCO3)		62.5	0.725	2.00	mg/L							
Carbonate alkalinity (CaCO3)	U	ND	0.725	2.00	mg/L							

The following Prep Methods were performed:

Method	Description	Analyst	Date	Time	Prep Batch
SW846 7470A Prep	EPA 7470A Mercury Prep Liquid	JM13	01/29/24	1200	2559703
SW846 3005A	ICP-MS 3005A PREP	JD2	01/29/24	0840	2559509

The following Analytical Methods were performed:

Method	Description	Analyst Comments
1	EPA 300.0	
2	EPA 300.0	
3	SW846 7470A	
4	SW846 3005A/6020B	
5	SW846 3005A/6020B	
6	SW846 3005A/6020B	
7	SW846 3005A/6020B	
8	EPA 353.2 Low Level	
9	SM 2540C	
10	SM 2320B	

Notes:

Column headers are defined as follows:

DF: Dilution Factor
DL: Detection Limit
MDA: Minimum Detectable Activity
MDC: Minimum Detectable Concentration
Lc/LC: Critical Level
PF: Prep Factor
RL: Reporting Limit
SQL: Sample Quantitation Limit

GEL LABORATORIES LLC
2040 Savage Road Charleston SC 29407 - (843) 556-8171 - www.gel.com

Certificate of Analysis

Report Date: February 9, 2024

Company : Georgia Power Company, Southern Company
Address : 241 Ralph McGill Blvd NE, Bin 10160

Atlanta, Georgia 30308
Contact: Joju Abraham
Project: Arkwright CCR Groundwater ComplianceAP3

Client Sample ID: ARK-ARGWA-13
Sample ID: 653087007
Matrix: WG
Collect Date: 25-JAN-24 09:50
Receive Date: 26-JAN-24
Collector: Client

Project: GPCC00100
Client ID: GPCC001

Parameter	Qualifier	Result	DL	RL	Units	PF	DF	Analyst	Date	Time	Batch	Method
Ion Chromatography												
EPA 300.0 Anions Liquid "As Received"												
Chloride		5.20	0.0670	0.200	mg/L		1	TXT1	01/31/24	0056	2561002	1
Fluoride		0.175	0.0330	0.100	mg/L		1					
Sulfate		537	6.65	20.0	mg/L		50	TXT1	02/01/24	0926	2561002	2
Mercury Analysis-CVAA												
7470 Cold Vapor Mercury, Liquid "As Received"												
Mercury	U	ND	0.0000670	0.000200	mg/L	1.00	1	JP2	01/30/24	1245	2559709	3
Metals Analysis-ICP-MS												
SW846 3005A/6020B "As Received"												
Boron		0.713	0.0260	0.0750	mg/L	1.00	5	PRB	02/09/24	1418	2559510	4
Calcium		118	0.400	1.00	mg/L	1.00	5					
Magnesium		79.2	0.0500	0.150	mg/L	1.00	5					
Aluminum	U	ND	0.0193	0.0500	mg/L	1.00	1	PRB	02/09/24	1403	2559510	5
Antimony	U	ND	0.00100	0.00300	mg/L	1.00	1					
Arsenic	U	ND	0.00200	0.00500	mg/L	1.00	1					
Barium		0.0221	0.000670	0.00400	mg/L	1.00	1					
Cadmium	U	ND	0.000300	0.00100	mg/L	1.00	1					
Chromium	U	ND	0.00300	0.0100	mg/L	1.00	1					
Cobalt	U	ND	0.000300	0.00100	mg/L	1.00	1					
Iron	U	ND	0.0330	0.100	mg/L	1.00	1					
Lead	U	ND	0.000500	0.00200	mg/L	1.00	1					
Molybdenum	U	ND	0.000200	0.00100	mg/L	1.00	1					
Potassium		3.74	0.0800	0.300	mg/L	1.00	1					
Selenium		0.0173	0.00150	0.00500	mg/L	1.00	1					
Silver	U	ND	0.000300	0.00100	mg/L	1.00	1					
Sodium		15.0	0.0800	0.250	mg/L	1.00	1					
Thallium	U	ND	0.000600	0.00200	mg/L	1.00	1					
Beryllium	U	ND	0.000200	0.000500	mg/L	1.00	1	PRB	02/09/24	1552	2559510	6
Lithium	J	0.00566	0.00300	0.0100	mg/L	1.00	1	PRB	02/09/24	1707	2559510	7
Manganese		0.0163	0.00100	0.00500	mg/L	1.00	1	PRB	02/09/24	1639	2559510	8
Nutrient Analysis												
EPA 353.2 Nitrogen, Nitrate/Nitrite "As Received"												
Nitrogen, Nitrate/Nitrite		0.705	0.00700	0.0200	mg/L		1	AXH3	01/29/24	0709	2559577	9
Solids Analysis												
SM2540C Dissolved Solids "As Received"												

GEL LABORATORIES LLC
2040 Savage Road Charleston SC 29407 - (843) 556-8171 - www.gel.com

Certificate of Analysis

Report Date: February 9, 2024

Company : Georgia Power Company, Southern Company
Address : 241 Ralph McGill Blvd NE, Bin 10160

Atlanta, Georgia 30308
Contact: Joju Abraham
Project: Arkwright CCR Groundwater ComplianceAP3

Client Sample ID: ARK-ARGWA-13 Project: GPCC00100
Sample ID: 653087007 Client ID: GPCC001

Parameter	Qualifier	Result	DL	RL	Units	PF	DF	Analyst	Date	Time	Batch	Method
Solids Analysis												
SM2540C Dissolved Solids "As Received"												
Total Dissolved Solids		815	2.38	10.0	mg/L			KLP1	02/01/24	1130	2561835	10
Titration and Ion Analysis												
SM 2320B Total Alkalinity "As Received"												
Alkalinity, Total as CaCO3		57.7	0.725	2.00	mg/L			JW2	01/29/24	1438	2560083	11
Bicarbonate alkalinity (CaCO3)		57.7	0.725	2.00	mg/L							
Carbonate alkalinity (CaCO3)	U	ND	0.725	2.00	mg/L							

The following Prep Methods were performed:

Method	Description	Analyst	Date	Time	Prep Batch
SW846 3005A	ICP-MS 3005A PREP	JD2	01/29/24	0840	2559509
SW846 7470A Prep	EPA 7470A Mercury Prep Liquid	JM13	01/29/24	1200	2559703

The following Analytical Methods were performed:

Method	Description	Analyst Comments
1	EPA 300.0	
2	EPA 300.0	
3	SW846 7470A	
4	SW846 3005A/6020B	
5	SW846 3005A/6020B	
6	SW846 3005A/6020B	
7	SW846 3005A/6020B	
8	SW846 3005A/6020B	
9	EPA 353.2 Low Level	
10	SM 2540C	
11	SM 2320B	

Notes:

Column headers are defined as follows:

DF: Dilution Factor
DL: Detection Limit
MDA: Minimum Detectable Activity
MDC: Minimum Detectable Concentration
Lc/LC: Critical Level
PF: Prep Factor
RL: Reporting Limit
SQL: Sample Quantitation Limit

GEL LABORATORIES LLC
2040 Savage Road Charleston SC 29407 - (843) 556-8171 - www.gel.com

Certificate of Analysis

Report Date: February 9, 2024

Company : Georgia Power Company, Southern Company
Address : 241 Ralph McGill Blvd NE, Bin 10160

Atlanta, Georgia 30308
Contact: Joju Abraham
Project: Arkwright CCR Groundwater ComplianceAP3

Client Sample ID:	ARK-ARGWC-16	Project:	GPCC00100
Sample ID:	653087008	Client ID:	GPCC001
Matrix:	WG		
Collect Date:	25-JAN-24 12:40		
Receive Date:	26-JAN-24		
Collector:	Client		

Parameter	Qualifier	Result	DL	RL	Units	PF	DF	Analyst	Date	Time	Batch	Method
Ion Chromatography												
EPA 300.0 Anions Liquid "As Received"												
Sulfate		372	6.65	20.0	mg/L		50	TXT1	02/01/24	0957	2561002	1
Chloride		6.48	0.0670	0.200	mg/L		1	TXT1	01/31/24	0127	2561002	2
Fluoride		0.153	0.0330	0.100	mg/L		1					
Mercury Analysis-CVAA												
7470 Cold Vapor Mercury, Liquid "As Received"												
Mercury	U	ND	0.0000670	0.000200	mg/L	1.00	1	JP2	01/30/24	1246	2559709	3
Metals Analysis-ICP-MS												
SW846 3005A/6020B "As Received"												
Manganese		0.394	0.00100	0.00500	mg/L	1.00	1	PRB	02/09/24	1640	2559510	4
Aluminum	J	0.0275	0.0193	0.0500	mg/L	1.00	1	PRB	02/09/24	1406	2559510	5
Antimony	U	ND	0.00100	0.00300	mg/L	1.00	1					
Arsenic	U	ND	0.00200	0.00500	mg/L	1.00	1					
Barium		0.0476	0.000670	0.00400	mg/L	1.00	1					
Cadmium	U	ND	0.000300	0.00100	mg/L	1.00	1					
Chromium	U	ND	0.00300	0.0100	mg/L	1.00	1					
Cobalt	U	ND	0.000300	0.00100	mg/L	1.00	1					
Iron	U	ND	0.0330	0.100	mg/L	1.00	1					
Lead	U	ND	0.000500	0.00200	mg/L	1.00	1					
Magnesium		49.8	0.0100	0.0300	mg/L	1.00	1					
Molybdenum	U	ND	0.000200	0.00100	mg/L	1.00	1					
Potassium		4.77	0.0800	0.300	mg/L	1.00	1					
Selenium		0.00555	0.00150	0.00500	mg/L	1.00	1					
Silver	U	ND	0.000300	0.00100	mg/L	1.00	1					
Sodium		17.9	0.0800	0.250	mg/L	1.00	1					
Thallium	U	ND	0.000600	0.00200	mg/L	1.00	1					
Boron		0.370	0.0260	0.0750	mg/L	1.00	5	PRB	02/09/24	1421	2559510	6
Calcium		71.7	0.400	1.00	mg/L	1.00	5					
Lithium	U	ND	0.00300	0.0100	mg/L	1.00	1	PRB	02/09/24	0742	2559510	7
Beryllium	U	ND	0.000200	0.000500	mg/L	1.00	1	PRB	02/09/24	1553	2559510	8
Nutrient Analysis												
EPA 353.2 Nitrogen, Nitrate/Nitrite "As Received"												
Nitrogen, Nitrate/Nitrite		0.538	0.00700	0.0200	mg/L		1	AXH3	01/29/24	0711	2559577	9
Solids Analysis												
SM2540C Dissolved Solids "As Received"												

GEL LABORATORIES LLC
2040 Savage Road Charleston SC 29407 - (843) 556-8171 - www.gel.com

Certificate of Analysis

Report Date: February 9, 2024

Company : Georgia Power Company, Southern Company
Address : 241 Ralph McGill Blvd NE, Bin 10160

Atlanta, Georgia 30308
Contact: Joju Abraham
Project: Arkwright CCR Groundwater ComplianceAP3

Client Sample ID: ARK-ARGWC-16 Project: GPCC00100
Sample ID: 653087008 Client ID: GPCC001

Parameter	Qualifier	Result	DL	RL	Units	PF	DF	Analyst	Date	Time	Batch	Method
Solids Analysis												
SM2540C Dissolved Solids "As Received"												
Total Dissolved Solids		547	2.38	10.0	mg/L			KLP1	02/01/24	1130	2561835	10
Titration and Ion Analysis												
SM 2320B Total Alkalinity "As Received"												
Alkalinity, Total as CaCO3		15.6	0.725	2.00	mg/L			JW2	01/29/24	1440	2560083	11
Bicarbonate alkalinity (CaCO3)		15.6	0.725	2.00	mg/L							
Carbonate alkalinity (CaCO3)	U	ND	0.725	2.00	mg/L							

The following Prep Methods were performed:

Method	Description	Analyst	Date	Time	Prep Batch
SW846 7470A Prep	EPA 7470A Mercury Prep Liquid	JM13	01/29/24	1200	2559703
SW846 3005A	ICP-MS 3005A PREP	JD2	01/29/24	0840	2559509

The following Analytical Methods were performed:

Method	Description	Analyst Comments
1	EPA 300.0	
2	EPA 300.0	
3	SW846 7470A	
4	SW846 3005A/6020B	
5	SW846 3005A/6020B	
6	SW846 3005A/6020B	
7	SW846 3005A/6020B	
8	SW846 3005A/6020B	
9	EPA 353.2 Low Level	
10	SM 2540C	
11	SM 2320B	

Notes:

Column headers are defined as follows:

DF: Dilution Factor
DL: Detection Limit
MDA: Minimum Detectable Activity
MDC: Minimum Detectable Concentration
Lc/LC: Critical Level
PF: Prep Factor
RL: Reporting Limit
SQL: Sample Quantitation Limit

GEL LABORATORIES LLC
2040 Savage Road Charleston SC 29407 - (843) 556-8171 - www.gel.com

Certificate of Analysis

Report Date: February 9, 2024

Company : Georgia Power Company, Southern Company
Address : 241 Ralph McGill Blvd NE, Bin 10160

Atlanta, Georgia 30308
Contact: Joju Abraham
Project: Arkwright CCR Groundwater ComplianceAP3

Client Sample ID:	ARK-ARGWC-17	Project:	GPCC00100
Sample ID:	653087009	Client ID:	GPCC001
Matrix:	WG		
Collect Date:	25-JAN-24 11:10		
Receive Date:	26-JAN-24		
Collector:	Client		

Parameter	Qualifier	Result	DL	RL	Units	PF	DF	Analyst	Date	Time	Batch	Method
Ion Chromatography												
EPA 300.0 Anions Liquid "As Received"												
Chloride		2.88	0.0670	0.200	mg/L		1	TXT1	01/31/24	0158	2561002	1
Fluoride	U	ND	0.0330	0.100	mg/L		1					
Sulfate		142	1.33	4.00	mg/L		10	TXT1	02/01/24	1029	2561002	2
Mercury Analysis-CVAA												
7470 Cold Vapor Mercury, Liquid "As Received"												
Mercury	U	ND	0.0000670	0.000200	mg/L	1.00	1	JP2	01/30/24	1248	2559709	3
Metals Analysis-ICP-MS												
SW846 3005A/6020B "As Received"												
Aluminum	J	0.0365	0.0193	0.0500	mg/L	1.00	1	PRB	02/09/24	1409	2559510	4
Antimony	U	ND	0.00100	0.00300	mg/L	1.00	1					
Arsenic	U	ND	0.00200	0.00500	mg/L	1.00	1					
Barium		0.0519	0.000670	0.00400	mg/L	1.00	1					
Boron		0.0590	0.00520	0.0150	mg/L	1.00	1					
Cadmium	U	ND	0.000300	0.00100	mg/L	1.00	1					
Calcium		22.6	0.0800	0.200	mg/L	1.00	1					
Chromium	U	ND	0.00300	0.0100	mg/L	1.00	1					
Cobalt		0.0319	0.000300	0.00100	mg/L	1.00	1					
Iron		0.131	0.0330	0.100	mg/L	1.00	1					
Lead	U	ND	0.000500	0.00200	mg/L	1.00	1					
Magnesium		19.9	0.0100	0.0300	mg/L	1.00	1					
Molybdenum	U	ND	0.000200	0.00100	mg/L	1.00	1					
Potassium		1.25	0.0800	0.300	mg/L	1.00	1					
Selenium	U	ND	0.00150	0.00500	mg/L	1.00	1					
Silver	U	ND	0.000300	0.00100	mg/L	1.00	1					
Sodium		7.86	0.0800	0.250	mg/L	1.00	1					
Thallium	U	ND	0.000600	0.00200	mg/L	1.00	1					
Lithium	U	ND	0.00300	0.0100	mg/L	1.00	1	PRB	02/09/24	1710	2559510	5
Beryllium	J	0.000379	0.000200	0.000500	mg/L	1.00	1	PRB	02/09/24	1554	2559510	6
Manganese		1.48	0.00500	0.0250	mg/L	1.00	5	PRB	02/09/24	1641	2559510	7
Nutrient Analysis												
EPA 353.2 Nitrogen, Nitrate/Nitrite "As Received"												
Nitrogen, Nitrate/Nitrite		0.394	0.00700	0.0200	mg/L		1	AXH3	01/29/24	0712	2559577	8
Solids Analysis												
SM2540C Dissolved Solids "As Received"												

GEL LABORATORIES LLC
2040 Savage Road Charleston SC 29407 - (843) 556-8171 - www.gel.com

Certificate of Analysis

Report Date: February 9, 2024

Company : Georgia Power Company, Southern Company
Address : 241 Ralph McGill Blvd NE, Bin 10160

Atlanta, Georgia 30308
Contact: Joju Abraham
Project: Arkwright CCR Groundwater ComplianceAP3

Client Sample ID: ARK-ARGWC-17 Project: GPCC00100
Sample ID: 653087009 Client ID: GPCC001

Parameter	Qualifier	Result	DL	RL	Units	PF	DF	Analyst	Date	Time	Batch	Method
Solids Analysis												
SM2540C Dissolved Solids "As Received"												
Total Dissolved Solids		219	2.38	10.0	mg/L			KLP1	02/01/24	1130	2561835	9
Titration and Ion Analysis												
SM 2320B Total Alkalinity "As Received"												
Alkalinity, Total as CaCO3		8.10	0.725	2.00	mg/L			JW2	01/29/24	1441	2560083	10
Bicarbonate alkalinity (CaCO3)		8.10	0.725	2.00	mg/L							
Carbonate alkalinity (CaCO3)	U	ND	0.725	2.00	mg/L							

The following Prep Methods were performed:

Method	Description	Analyst	Date	Time	Prep Batch
SW846 3005A	ICP-MS 3005A PREP	JD2	01/29/24	0840	2559509
SW846 7470A Prep	EPA 7470A Mercury Prep Liquid	JM13	01/29/24	1200	2559703

The following Analytical Methods were performed:

Method	Description	Analyst Comments
1	EPA 300.0	
2	EPA 300.0	
3	SW846 7470A	
4	SW846 3005A/6020B	
5	SW846 3005A/6020B	
6	SW846 3005A/6020B	
7	SW846 3005A/6020B	
8	EPA 353.2 Low Level	
9	SM 2540C	
10	SM 2320B	

Notes:

Column headers are defined as follows:

DF: Dilution Factor
DL: Detection Limit
MDA: Minimum Detectable Activity
MDC: Minimum Detectable Concentration
Lc/LC: Critical Level
PF: Prep Factor
RL: Reporting Limit
SQL: Sample Quantitation Limit

GEL LABORATORIES LLC
2040 Savage Road Charleston SC 29407 - (843) 556-8171 - www.gel.com

Certificate of Analysis

Report Date: February 9, 2024

Company : Georgia Power Company, Southern Company
Address : 241 Ralph McGill Blvd NE, Bin 10160

Atlanta, Georgia 30308
Contact: Joju Abraham
Project: Arkwright CCR Groundwater ComplianceAP3

Client Sample ID:	ARK-ARGWC-18	Project:	GPCC00100
Sample ID:	653087010	Client ID:	GPCC001
Matrix:	WG		
Collect Date:	25-JAN-24 10:50		
Receive Date:	26-JAN-24		
Collector:	Client		

Parameter	Qualifier	Result	DL	RL	Units	PF	DF	Analyst	Date	Time	Batch	Method
Ion Chromatography												
EPA 300.0 Anions Liquid "As Received"												
Sulfate		208	2.66	8.00	mg/L		20	TXT1	02/01/24	1100	2561002	1
Chloride		7.26	0.0670	0.200	mg/L		1	TXT1	01/31/24	0230	2561002	2
Fluoride		0.296	0.0330	0.100	mg/L		1					
Mercury Analysis-CVAA												
7470 Cold Vapor Mercury, Liquid "As Received"												
Mercury	U	ND	0.0000670	0.000200	mg/L	1.00	1	JP2	01/30/24	1250	2559709	3
Metals Analysis-ICP-MS												
SW846 3005A/6020B "As Received"												
Aluminum		0.139	0.0193	0.0500	mg/L	1.00	1	PRB	02/09/24	1412	2559510	4
Antimony	U	ND	0.00100	0.00300	mg/L	1.00	1					
Arsenic	U	ND	0.00200	0.00500	mg/L	1.00	1					
Barium		0.0404	0.000670	0.00400	mg/L	1.00	1					
Cadmium	U	ND	0.000300	0.00100	mg/L	1.00	1					
Chromium	U	ND	0.00300	0.0100	mg/L	1.00	1					
Cobalt		0.00106	0.000300	0.00100	mg/L	1.00	1					
Iron		1.69	0.0330	0.100	mg/L	1.00	1					
Lead	U	ND	0.000500	0.00200	mg/L	1.00	1					
Magnesium		43.2	0.0100	0.0300	mg/L	1.00	1					
Molybdenum	U	ND	0.000200	0.00100	mg/L	1.00	1					
Potassium		2.46	0.0800	0.300	mg/L	1.00	1					
Selenium	U	ND	0.00150	0.00500	mg/L	1.00	1					
Silver	U	ND	0.000300	0.00100	mg/L	1.00	1					
Sodium		12.3	0.0800	0.250	mg/L	1.00	1					
Thallium	U	ND	0.000600	0.00200	mg/L	1.00	1					
Manganese		0.918	0.00100	0.00500	mg/L	1.00	1	PRB	02/09/24	1644	2559510	5
Lithium	J	0.00385	0.00300	0.0100	mg/L	1.00	1	PRB	02/09/24	0756	2559510	6
Boron		2.43	0.104	0.300	mg/L	1.00	20	PRB	02/09/24	1426	2559510	7
Calcium		54.0	1.60	4.00	mg/L	1.00	20					
Beryllium	U	ND	0.000200	0.000500	mg/L	1.00	1	PRB	02/09/24	1558	2559510	8
Nutrient Analysis												
EPA 353.2 Nitrogen, Nitrate/Nitrite "As Received"												
Nitrogen, Nitrate/Nitrite	U	ND	0.00700	0.0200	mg/L		1	AXH3	01/29/24	0713	2559577	9
Solids Analysis												
SM2540C Dissolved Solids "As Received"												

GEL LABORATORIES LLC
2040 Savage Road Charleston SC 29407 - (843) 556-8171 - www.gel.com

Certificate of Analysis

Report Date: February 9, 2024

Company : Georgia Power Company, Southern Company
Address : 241 Ralph McGill Blvd NE, Bin 10160

Atlanta, Georgia 30308
Contact: Joju Abraham
Project: Arkwright CCR Groundwater ComplianceAP3

Client Sample ID: ARK-ARGWC-18 Project: GPCC00100
Sample ID: 653087010 Client ID: GPCC001

Parameter	Qualifier	Result	DL	RL	Units	PF	DF	Analyst	Date	Time	Batch	Method
Solids Analysis												
SM2540C Dissolved Solids "As Received"												
Total Dissolved Solids		446	2.38	10.0	mg/L			KLP1	02/01/24	1130	2561835	10
Titration and Ion Analysis												
SM 2320B Total Alkalinity "As Received"												
Alkalinity, Total as CaCO3		117	0.725	2.00	mg/L			JW2	01/29/24	1443	2560083	11
Bicarbonate alkalinity (CaCO3)		117	0.725	2.00	mg/L							
Carbonate alkalinity (CaCO3)	U	ND	0.725	2.00	mg/L							

The following Prep Methods were performed:

Method	Description	Analyst	Date	Time	Prep Batch
SW846 3005A	ICP-MS 3005A PREP	JD2	01/29/24	0840	2559509
SW846 7470A Prep	EPA 7470A Mercury Prep Liquid	JM13	01/29/24	1200	2559703

The following Analytical Methods were performed:

Method	Description	Analyst Comments
1	EPA 300.0	
2	EPA 300.0	
3	SW846 7470A	
4	SW846 3005A/6020B	
5	SW846 3005A/6020B	
6	SW846 3005A/6020B	
7	SW846 3005A/6020B	
8	SW846 3005A/6020B	
9	EPA 353.2 Low Level	
10	SM 2540C	
11	SM 2320B	

Notes:

Column headers are defined as follows:

DF: Dilution Factor
DL: Detection Limit
MDA: Minimum Detectable Activity
MDC: Minimum Detectable Concentration
Lc/LC: Critical Level
PF: Prep Factor
RL: Reporting Limit
SQL: Sample Quantitation Limit

GEL LABORATORIES LLC
2040 Savage Road Charleston SC 29407 - (843) 556-8171 - www.gel.com

Certificate of Analysis

Report Date: February 9, 2024

Company : Georgia Power Company, Southern Company
Address : 241 Ralph McGill Blvd NE, Bin 10160

Atlanta, Georgia 30308
Contact: Joju Abraham
Project: Arkwright CCR Groundwater ComplianceAP3

Client Sample ID:	ARK-ARGWA-14	Project:	GPCC00100
Sample ID:	653087011	Client ID:	GPCC001
Matrix:	WG		
Collect Date:	24-JAN-24 14:15		
Receive Date:	26-JAN-24		
Collector:	Client		

Parameter	Qualifier	Result	DL	RL	Units	PF	DF	Analyst	Date	Time	Batch	Method
Ion Chromatography												
EPA 300.0 Anions Liquid "As Received"												
Chloride		4.33	0.0670	0.200	mg/L		1	TXT1	01/31/24	0301	2561002	1
Fluoride		0.327	0.0330	0.100	mg/L		1					
Sulfate		8.23	0.133	0.400	mg/L		1					
Mercury Analysis-CVAA												
7470 Cold Vapor Mercury, Liquid "As Received"												
Mercury	U	ND	0.0000670	0.000200	mg/L	1.00	1	JP2	01/30/24	1255	2559709	2
Metals Analysis-ICP-MS												
SW846 3005A/6020B "As Received"												
Aluminum	J	0.0449	0.0193	0.0500	mg/L	1.00	1	PRB	02/09/24	1415	2559510	3
Antimony	U	ND	0.00100	0.00300	mg/L	1.00	1					
Arsenic	U	ND	0.00200	0.00500	mg/L	1.00	1					
Barium		0.0930	0.000670	0.00400	mg/L	1.00	1					
Boron		0.0605	0.00520	0.0150	mg/L	1.00	1					
Cadmium	U	ND	0.000300	0.00100	mg/L	1.00	1					
Calcium		45.6	0.0800	0.200	mg/L	1.00	1					
Chromium	U	ND	0.00300	0.0100	mg/L	1.00	1					
Cobalt	U	ND	0.000300	0.00100	mg/L	1.00	1					
Iron	J	0.0399	0.0330	0.100	mg/L	1.00	1					
Lead	U	ND	0.000500	0.00200	mg/L	1.00	1					
Magnesium		7.51	0.0100	0.0300	mg/L	1.00	1					
Molybdenum	J	0.000781	0.000200	0.00100	mg/L	1.00	1					
Potassium		3.35	0.0800	0.300	mg/L	1.00	1					
Selenium	U	ND	0.00150	0.00500	mg/L	1.00	1					
Silver	U	ND	0.000300	0.00100	mg/L	1.00	1					
Thallium	U	ND	0.000600	0.00200	mg/L	1.00	1					
Sodium		58.4	0.800	2.50	mg/L	1.00	10	PRB	02/09/24	1429	2559510	4
Beryllium	U	ND	0.000200	0.000500	mg/L	1.00	1	PRB	02/09/24	1559	2559510	5
Manganese		0.00686	0.00100	0.00500	mg/L	1.00	1	PRB	02/09/24	1645	2559510	6
Lithium	J	0.00304	0.00300	0.0100	mg/L	1.00	1	PRB	02/09/24	0800	2559510	7
Nutrient Analysis												
EPA 353.2 Nitrogen, Nitrate/Nitrite "As Received"												
Nitrogen, Nitrate/Nitrite		0.141	0.00700	0.0200	mg/L		1	AXH3	01/29/24	0714	2559577	8
Solids Analysis												
SM2540C Dissolved Solids "As Received"												

GEL LABORATORIES LLC
2040 Savage Road Charleston SC 29407 - (843) 556-8171 - www.gel.com

Certificate of Analysis

Report Date: February 9, 2024

Company : Georgia Power Company, Southern Company
Address : 241 Ralph McGill Blvd NE, Bin 10160

Atlanta, Georgia 30308
Contact: Joju Abraham
Project: Arkwright CCR Groundwater ComplianceAP3

Client Sample ID: ARK-ARGWA-14 Project: GPCC00100
Sample ID: 653087011 Client ID: GPCC001

Parameter	Qualifier	Result	DL	RL	Units	PF	DF	Analyst	Date	Time	Batch	Method
Solids Analysis												
SM2540C Dissolved Solids "As Received"												
Total Dissolved Solids		304	2.38	10.0	mg/L			KLP1	01/31/24	1110	2561128	9
Titration and Ion Analysis												
SM 2320B Total Alkalinity "As Received"												
Alkalinity, Total as CaCO3		256	0.725	2.00	mg/L			JW2	01/29/24	1445	2560083	10
Bicarbonate alkalinity (CaCO3)		256	0.725	2.00	mg/L							
Carbonate alkalinity (CaCO3)	U	ND	0.725	2.00	mg/L							

The following Prep Methods were performed:

Method	Description	Analyst	Date	Time	Prep Batch
SW846 7470A Prep	EPA 7470A Mercury Prep Liquid	JM13	01/29/24	1200	2559703
SW846 3005A	ICP-MS 3005A PREP	JD2	01/29/24	0840	2559509

The following Analytical Methods were performed:

Method	Description	Analyst Comments
1	EPA 300.0	
2	SW846 7470A	
3	SW846 3005A/6020B	
4	SW846 3005A/6020B	
5	SW846 3005A/6020B	
6	SW846 3005A/6020B	
7	SW846 3005A/6020B	
8	EPA 353.2 Low Level	
9	SM 2540C	
10	SM 2320B	

Notes:

Column headers are defined as follows:

DF: Dilution Factor
DL: Detection Limit
MDA: Minimum Detectable Activity
MDC: Minimum Detectable Concentration
Lc/LC: Critical Level
PF: Prep Factor
RL: Reporting Limit
SQL: Sample Quantitation Limit

GEL LABORATORIES LLC
2040 Savage Road Charleston SC 29407 - (843) 556-8171 - www.gel.com

Certificate of Analysis

Report Date: February 9, 2024

Company : Georgia Power Company, Southern Company
Address : 241 Ralph McGill Blvd NE, Bin 10160

Atlanta, Georgia 30308
Contact: Joju Abraham
Project: Arkwright CCR Groundwater ComplianceAP3

Client Sample ID:	ARK-ARGWC-15	Project:	GPCC00100
Sample ID:	653087012	Client ID:	GPCC001
Matrix:	WG		
Collect Date:	25-JAN-24 15:30		
Receive Date:	26-JAN-24		
Collector:	Client		

Parameter	Qualifier	Result	DL	RL	Units	PF	DF	Analyst	Date	Time	Batch	Method
Ion Chromatography												
EPA 300.0 Anions Liquid "As Received"												
Chloride		2.83	0.0670	0.200	mg/L		1	TXT1	01/31/24	0435	2561002	1
Fluoride		0.225	0.0330	0.100	mg/L		1					
Sulfate		4.79	0.133	0.400	mg/L		1					
Mercury Analysis-CVAA												
7470 Cold Vapor Mercury, Liquid "As Received"												
Mercury	U	ND	0.0000670	0.000200	mg/L	1.00	1	JP2	01/30/24	1256	2559709	2
Metals Analysis-ICP-MS												
SW846 3005A/6020B "As Received"												
Manganese	J	0.00378	0.00100	0.00500	mg/L	1.00	1	PRB	02/09/24	1646	2559510	3
Beryllium	U	ND	0.000200	0.000500	mg/L	1.00	1	PRB	02/09/24	1600	2559510	4
Aluminum		0.0947	0.0193	0.0500	mg/L	1.00	1	PRB	02/09/24	1438	2559510	5
Antimony	U	ND	0.00100	0.00300	mg/L	1.00	1					
Arsenic	U	ND	0.00200	0.00500	mg/L	1.00	1					
Barium		0.0325	0.000670	0.00400	mg/L	1.00	1					
Boron	J	0.0125	0.00520	0.0150	mg/L	1.00	1					
Cadmium	U	ND	0.000300	0.00100	mg/L	1.00	1					
Calcium		23.3	0.0800	0.200	mg/L	1.00	1					
Chromium	U	ND	0.00300	0.0100	mg/L	1.00	1					
Cobalt	U	ND	0.000300	0.00100	mg/L	1.00	1					
Iron		0.120	0.0330	0.100	mg/L	1.00	1					
Lead	U	ND	0.000500	0.00200	mg/L	1.00	1					
Magnesium		8.81	0.0100	0.0300	mg/L	1.00	1					
Molybdenum	J	0.000948	0.000200	0.00100	mg/L	1.00	1					
Potassium		8.18	0.0800	0.300	mg/L	1.00	1					
Selenium	U	ND	0.00150	0.00500	mg/L	1.00	1					
Silver	U	ND	0.000300	0.00100	mg/L	1.00	1					
Sodium		8.59	0.0800	0.250	mg/L	1.00	1					
Thallium	U	ND	0.000600	0.00200	mg/L	1.00	1					
Lithium	U	ND	0.00300	0.0100	mg/L	1.00	1	PRB	02/09/24	0804	2559510	6
Nutrient Analysis												
EPA 353.2 Nitrogen, Nitrate/Nitrite "As Received"												
Nitrogen, Nitrate/Nitrite		0.485	0.00700	0.0200	mg/L		1	AXH3	01/29/24	0718	2559577	7
Solids Analysis												
SM2540C Dissolved Solids "As Received"												

GEL LABORATORIES LLC
2040 Savage Road Charleston SC 29407 - (843) 556-8171 - www.gel.com

Certificate of Analysis

Report Date: February 9, 2024

Company : Georgia Power Company, Southern Company
Address : 241 Ralph McGill Blvd NE, Bin 10160

Atlanta, Georgia 30308
Contact: Joju Abraham
Project: Arkwright CCR Groundwater ComplianceAP3

Client Sample ID: ARK-ARGWC-15 Project: GPCC00100
Sample ID: 653087012 Client ID: GPCC001

Parameter	Qualifier	Result	DL	RL	Units	PF	DF	Analyst	Date	Time	Batch	Method
Solids Analysis												
SM2540C Dissolved Solids "As Received"												
Total Dissolved Solids		129	2.38	10.0	mg/L			KLP1	02/01/24	1130	2561835	8
Titration and Ion Analysis												
SM 2320B Total Alkalinity "As Received"												
Alkalinity, Total as CaCO3		108	0.725	2.00	mg/L			JW2	01/29/24	1540	2560155	9
Bicarbonate alkalinity (CaCO3)		108	0.725	2.00	mg/L							
Carbonate alkalinity (CaCO3)	U	ND	0.725	2.00	mg/L							

The following Prep Methods were performed:

Method	Description	Analyst	Date	Time	Prep Batch
SW846 7470A Prep	EPA 7470A Mercury Prep Liquid	JM13	01/29/24	1200	2559703
SW846 3005A	ICP-MS 3005A PREP	JD2	01/29/24	0840	2559509

The following Analytical Methods were performed:

Method	Description	Analyst Comments
1	EPA 300.0	
2	SW846 7470A	
3	SW846 3005A/6020B	
4	SW846 3005A/6020B	
5	SW846 3005A/6020B	
6	SW846 3005A/6020B	
7	EPA 353.2 Low Level	
8	SM 2540C	
9	SM 2320B	

Notes:

Column headers are defined as follows:

DF: Dilution Factor
DL: Detection Limit
MDA: Minimum Detectable Activity
MDC: Minimum Detectable Concentration
Lc/LC: Critical Level
PF: Prep Factor
RL: Reporting Limit
SQL: Sample Quantitation Limit

GEL LABORATORIES LLC
2040 Savage Road Charleston SC 29407 - (843) 556-8171 - www.gel.com

Certificate of Analysis

Report Date: February 9, 2024

Company : Georgia Power Company, Southern Company
Address : 241 Ralph McGill Blvd NE, Bin 10160

Atlanta, Georgia 30308
Contact: Joju Abraham
Project: Arkwright CCR Groundwater ComplianceAP3

Client Sample ID:	ARK-AP3-EB-05	Project:	GPCC00100
Sample ID:	653087013	Client ID:	GPCC001
Matrix:	WQ		
Collect Date:	25-JAN-24 11:15		
Receive Date:	26-JAN-24		
Collector:	Client		

Parameter	Qualifier	Result	DL	RL	Units	PF	DF	Analyst	Date	Time	Batch	Method
Ion Chromatography												
EPA 300.0 Anions Liquid "As Received"												
Chloride	U	ND	0.0670	0.200	mg/L		1	TXT1	01/31/24	0507	2561002	1
Fluoride	U	ND	0.0330	0.100	mg/L		1					
Sulfate	U	ND	0.133	0.400	mg/L		1					
Mercury Analysis-CVAA												
7470 Cold Vapor Mercury, Liquid "As Received"												
Mercury	U	ND	0.0000670	0.000200	mg/L	1.00	1	JP2	01/30/24	1047	2559726	2
Metals Analysis-ICP-MS												
SW846 3005A/6020B "As Received"												
Beryllium	U	ND	0.000200	0.000500	mg/L	1.00	1	PRB	02/09/24	1601	2559510	3
Lithium	U	ND	0.00300	0.0100	mg/L	1.00	1	PRB	02/09/24	0807	2559510	4
Antimony	U	ND	0.00100	0.00300	mg/L	1.00	1	PRB	02/09/24	1441	2559510	5
Arsenic	U	ND	0.00200	0.00500	mg/L	1.00	1					
Barium	U	ND	0.000670	0.00400	mg/L	1.00	1					
Boron	U	ND	0.00520	0.0150	mg/L	1.00	1					
Cadmium	U	ND	0.000300	0.00100	mg/L	1.00	1					
Calcium	U	ND	0.0800	0.200	mg/L	1.00	1					
Chromium	U	ND	0.00300	0.0100	mg/L	1.00	1					
Cobalt	U	ND	0.000300	0.00100	mg/L	1.00	1					
Lead	U	ND	0.000500	0.00200	mg/L	1.00	1					
Molybdenum	U	ND	0.000200	0.00100	mg/L	1.00	1					
Selenium	U	ND	0.00150	0.00500	mg/L	1.00	1					
Thallium	U	ND	0.000600	0.00200	mg/L	1.00	1					
Nutrient Analysis												
EPA 353.2 Nitrogen, Nitrate/Nitrite "As Received"												
Nitrogen, Nitrate/Nitrite		0.326	0.00700	0.0200	mg/L		1	AXH3	01/29/24	0719	2559577	6
Solids Analysis												
SM2540C Dissolved Solids "As Received"												
Total Dissolved Solids	U	ND	2.38	10.0	mg/L			KLP1	02/01/24	1130	2561835	7

The following Prep Methods were performed:

Method	Description	Analyst	Date	Time	Prep Batch
SW846 7470A Prep	EPA 7470A Mercury Prep Liquid	JM13	01/29/24	1200	2559712
SW846 3005A	ICP-MS 3005A PREP	JD2	01/29/24	0840	2559509

GEL LABORATORIES LLC
2040 Savage Road Charleston SC 29407 - (843) 556-8171 - www.gel.com

Certificate of Analysis

Report Date: February 9, 2024

Company :	Georgia Power Company, Southern Company
Address :	241 Ralph McGill Blvd NE, Bin 10160
	Atlanta, Georgia 30308
Contact:	Joju Abraham
Project:	Arkwright CCR Groundwater ComplianceAP3

Client Sample ID:	ARK-AP3-EB-05	Project:	GPCC00100
Sample ID:	653087013	Client ID:	GPCC001

Parameter	Qualifier	Result	DL	RL	Units	PF	DF	Analyst	Date	Time	Batch	Method

The following Analytical Methods were performed:

Method	Description	Analyst Comments
1	EPA 300.0	
2	SW846 7470A	
3	SW846 3005A/6020B	
4	SW846 3005A/6020B	
5	SW846 3005A/6020B	
6	EPA 353.2 Low Level	
7	SM 2540C	

Notes:

Column headers are defined as follows:

DF: Dilution Factor	Lc/LC: Critical Level
DL: Detection Limit	PF: Prep Factor
MDA: Minimum Detectable Activity	RL: Reporting Limit
MDC: Minimum Detectable Concentration	SQL: Sample Quantitation Limit

GEL LABORATORIES LLC
2040 Savage Road Charleston SC 29407 - (843) 556-8171 - www.gel.com

Certificate of Analysis

Report Date: February 9, 2024

Company : Georgia Power Company, Southern Company
Address : 241 Ralph McGill Blvd NE, Bin 10160

Atlanta, Georgia 30308
Contact: Joju Abraham
Project: Arkwright CCR Groundwater ComplianceAP3

Client Sample ID:	ARK-AP3-FB-05	Project:	GPCC00100
Sample ID:	653087014	Client ID:	GPCC001
Matrix:	WQ		
Collect Date:	25-JAN-24 10:30		
Receive Date:	26-JAN-24		
Collector:	Client		

Parameter	Qualifier	Result	DL	RL	Units	PF	DF	Analyst	Date	Time	Batch	Method
Ion Chromatography												
EPA 300.0 Anions Liquid "As Received"												
Chloride	U	ND	0.0670	0.200	mg/L		1	TXT1	01/31/24	0538	2561002	1
Fluoride	U	ND	0.0330	0.100	mg/L		1					
Sulfate	U	ND	0.133	0.400	mg/L		1					
Mercury Analysis-CVAA												
7470 Cold Vapor Mercury, Liquid "As Received"												
Mercury	U	ND	0.0000670	0.000200	mg/L	1.00	1	JP2	01/30/24	1049	2559726	2
Metals Analysis-ICP-MS												
SW846 3005A/6020B "As Received"												
Lithium	U	ND	0.00300	0.0100	mg/L	1.00	1	PRB	02/09/24	0811	2559510	3
Antimony	U	ND	0.00100	0.00300	mg/L	1.00	1	PRB	02/09/24	1444	2559510	4
Arsenic	U	ND	0.00200	0.00500	mg/L	1.00	1					
Barium	U	ND	0.000670	0.00400	mg/L	1.00	1					
Boron	U	ND	0.00520	0.0150	mg/L	1.00	1					
Cadmium	U	ND	0.000300	0.00100	mg/L	1.00	1					
Calcium	U	ND	0.0800	0.200	mg/L	1.00	1					
Chromium	U	ND	0.00300	0.0100	mg/L	1.00	1					
Cobalt	U	ND	0.000300	0.00100	mg/L	1.00	1					
Lead	U	ND	0.000500	0.00200	mg/L	1.00	1					
Molybdenum	U	ND	0.000200	0.00100	mg/L	1.00	1					
Selenium	U	ND	0.00150	0.00500	mg/L	1.00	1					
Thallium	U	ND	0.000600	0.00200	mg/L	1.00	1					
Beryllium	U	ND	0.000200	0.000500	mg/L	1.00	1	PRB	02/09/24	1602	2559510	5
Nutrient Analysis												
EPA 353.2 Nitrogen, Nitrate/Nitrite "As Received"												
Nitrogen, Nitrate/Nitrite	U	ND	0.00700	0.0200	mg/L		1	AXH3	01/29/24	0720	2559577	6
Solids Analysis												
SM2540C Dissolved Solids "As Received"												
Total Dissolved Solids	J	9.00	2.38	10.0	mg/L			KLP1	02/01/24	1130	2561835	7

The following Prep Methods were performed:

Method	Description	Analyst	Date	Time	Prep Batch
SW846 3005A	ICP-MS 3005A PREP	JD2	01/29/24	0840	2559509
SW846 7470A Prep	EPA 7470A Mercury Prep Liquid	JM13	01/29/24	1200	2559712

GEL LABORATORIES LLC
2040 Savage Road Charleston SC 29407 - (843) 556-8171 - www.gel.com

Certificate of Analysis

Report Date: February 9, 2024

Company :	Georgia Power Company, Southern Company
Address :	241 Ralph McGill Blvd NE, Bin 10160
	Atlanta, Georgia 30308
Contact:	Joju Abraham
Project:	Arkwright CCR Groundwater ComplianceAP3

Client Sample ID:	ARK-AP3-FB-05	Project:	GPCC00100
Sample ID:	653087014	Client ID:	GPCC001

Parameter	Qualifier	Result	DL	RL	Units	PF	DF	Analyst	Date	Time	Batch	Method

The following Analytical Methods were performed:

Method	Description	Analyst Comments
1	EPA 300.0	
2	SW846 7470A	
3	SW846 3005A/6020B	
4	SW846 3005A/6020B	
5	SW846 3005A/6020B	
6	EPA 353.2 Low Level	
7	SM 2540C	

Notes:

Column headers are defined as follows:

DF: Dilution Factor	Lc/LC: Critical Level
DL: Detection Limit	PF: Prep Factor
MDA: Minimum Detectable Activity	RL: Reporting Limit
MDC: Minimum Detectable Concentration	SQL: Sample Quantitation Limit

GEL LABORATORIES LLC
2040 Savage Road Charleston SC 29407 - (843) 556-8171 - www.gel.com

Certificate of Analysis

Report Date: February 9, 2024

Company : Georgia Power Company, Southern Company
Address : 241 Ralph McGill Blvd NE, Bin 10160

Atlanta, Georgia 30308
Contact: Joju Abraham
Project: Arkwright CCR Groundwater ComplianceAP3

Client Sample ID:	ARK-AP3-FD-05	Project:	GPCC00100
Sample ID:	653087015	Client ID:	GPCC001
Matrix:	WG		
Collect Date:	25-JAN-24 12:00		
Receive Date:	26-JAN-24		
Collector:	Client		

Parameter	Qualifier	Result	DL	RL	Units	PF	DF	Analyst	Date	Time	Batch	Method
Ion Chromatography												
EPA 300.0 Anions Liquid "As Received"												
Chloride		5.14	0.0670	0.200	mg/L		1	TXT1	01/31/24	0712	2561002	1
Fluoride		0.224	0.0330	0.100	mg/L		1					
Sulfate		1.53	0.133	0.400	mg/L		1					
Mercury Analysis-CVAA												
7470 Cold Vapor Mercury, Liquid "As Received"												
Mercury	U	ND	0.0000670	0.000200	mg/L	1.00	1	JP2	01/30/24	1050	2559726	2
Metals Analysis-ICP-MS												
SW846 3005A/6020B "As Received"												
Lithium	U	ND	0.00300	0.0100	mg/L	1.00	1	PRB	02/09/24	0814	2559510	3
Antimony	U	ND	0.00100	0.00300	mg/L	1.00	1	PRB	02/09/24	1446	2559510	4
Arsenic	U	ND	0.00200	0.00500	mg/L	1.00	1					
Barium		0.0413	0.000670	0.00400	mg/L	1.00	1					
Boron	J	0.00767	0.00520	0.0150	mg/L	1.00	1					
Cadmium	U	ND	0.000300	0.00100	mg/L	1.00	1					
Calcium		4.75	0.0800	0.200	mg/L	1.00	1					
Chromium	J	0.00702	0.00300	0.0100	mg/L	1.00	1					
Cobalt	U	ND	0.000300	0.00100	mg/L	1.00	1					
Lead	U	ND	0.000500	0.00200	mg/L	1.00	1					
Molybdenum	U	ND	0.000200	0.00100	mg/L	1.00	1					
Selenium	U	ND	0.00150	0.00500	mg/L	1.00	1					
Thallium	U	ND	0.000600	0.00200	mg/L	1.00	1					
Beryllium	U	ND	0.000200	0.000500	mg/L	1.00	1	PRB	02/09/24	1603	2559510	5
Nutrient Analysis												
EPA 353.2 Nitrogen, Nitrate/Nitrite "As Received"												
Nitrogen, Nitrate/Nitrite		0.808	0.00700	0.0200	mg/L		1	AXH3	01/29/24	0726	2559577	6
Solids Analysis												
SM2540C Dissolved Solids "As Received"												
Total Dissolved Solids		69.0	2.38	10.0	mg/L			KLP1	02/01/24	1130	2561835	7

The following Prep Methods were performed:

Method	Description	Analyst	Date	Time	Prep Batch
SW846 3005A	ICP-MS 3005A PREP	JD2	01/29/24	0840	2559509
SW846 7470A Prep	EPA 7470A Mercury Prep Liquid	JM13	01/29/24	1200	2559712

GEL LABORATORIES LLC
2040 Savage Road Charleston SC 29407 - (843) 556-8171 - www.gel.com

Certificate of Analysis

Report Date: February 9, 2024

Company :	Georgia Power Company, Southern Company
Address :	241 Ralph McGill Blvd NE, Bin 10160
	Atlanta, Georgia 30308
Contact:	Joju Abraham
Project:	Arkwright CCR Groundwater ComplianceAP3

Client Sample ID:	ARK-AP3-FD-05	Project:	GPCC00100
Sample ID:	653087015	Client ID:	GPCC001

Parameter	Qualifier	Result	DL	RL	Units	PF	DF	Analyst	Date	Time	Batch	Method

The following Analytical Methods were performed:

Method	Description	Analyst Comments
1	EPA 300.0	
2	SW846 7470A	
3	SW846 3005A/6020B	
4	SW846 3005A/6020B	
5	SW846 3005A/6020B	
6	EPA 353.2 Low Level	
7	SM 2540C	

Notes:

Column headers are defined as follows:

DF: Dilution Factor	Lc/LC: Critical Level
DL: Detection Limit	PF: Prep Factor
MDA: Minimum Detectable Activity	RL: Reporting Limit
MDC: Minimum Detectable Concentration	SQL: Sample Quantitation Limit

GEL LABORATORIES LLC
2040 Savage Road Charleston SC 29407 - (843) 556-8171 - www.gel.com

Certificate of Analysis

Report Date: February 9, 2024

Company :	Georgia Power Company, Southern Company
Address :	241 Ralph McGill Blvd NE, Bin 10160
	Atlanta, Georgia 30308
Contact:	Joju Abraham
Project:	Arkwright CCR Groundwater ComplianceAP3

Client Sample ID:	ARK-ARAMW-4	Project:	GPCC00100
Sample ID:	653087016	Client ID:	GPCC001
Matrix:	WG		
Collect Date:	25-JAN-24 09:25		
Receive Date:	26-JAN-24		
Collector:	Client		

Parameter	Qualifier	Result	DL	RL	Units	PF	DF	Analyst	Date	Time	Batch	Method
Metals Analysis-ICP-MS												
SW846 3005A/6020B Dissolved Fe & Mn "As Received"												
Iron		1.72	0.0330	0.100	mg/L	1.00	1	BAJ	01/30/24	1306	2559512	1
Manganese		0.587	0.00100	0.00500	mg/L	1.00	1					

The following Prep Methods were performed:

Method	Description	Analyst	Date	Time	Prep Batch
SW846 3005A	ICP-MS 3005A PREP	JD2	01/29/24	0840	2559511

The following Analytical Methods were performed:

Method	Description	Analyst Comments
1	SW846 3005A/6020B	

Notes:

Column headers are defined as follows:

DF: Dilution Factor	Lc/LC: Critical Level
DL: Detection Limit	PF: Prep Factor
MDA: Minimum Detectable Activity	RL: Reporting Limit
MDC: Minimum Detectable Concentration	SQL: Sample Quantitation Limit

GEL LABORATORIES LLC
2040 Savage Road Charleston SC 29407 - (843) 556-8171 - www.gel.com

Certificate of Analysis

Report Date: February 9, 2024

Company :	Georgia Power Company, Southern Company
Address :	241 Ralph McGill Blvd NE, Bin 10160
	Atlanta, Georgia 30308
Contact:	Joju Abraham
Project:	Arkwright CCR Groundwater ComplianceAP3

Client Sample ID:	ARK-ARGWC-7	Project:	GPCC00100
Sample ID:	653087017	Client ID:	GPCC001
Matrix:	WG		
Collect Date:	25-JAN-24 13:15		
Receive Date:	26-JAN-24		
Collector:	Client		

Parameter	Qualifier	Result	DL	RL	Units	PF	DF	Analyst	Date	Time	Batch	Method
Metals Analysis-ICP-MS												
SW846 3005A/6020B Dissolved Fe & Mn "As Received"												
Iron	U	ND	0.0330	0.100	mg/L	1.00	1	BAJ	01/30/24	1320	2559512	1
Manganese	U	ND	0.00100	0.00500	mg/L	1.00	1					

The following Prep Methods were performed:

Method	Description	Analyst	Date	Time	Prep Batch
SW846 3005A	ICP-MS 3005A PREP	JD2	01/29/24	0840	2559511

The following Analytical Methods were performed:

Method	Description	Analyst Comments
1	SW846 3005A/6020B	

Notes:

Column headers are defined as follows:

DF: Dilution Factor	Lc/LC: Critical Level
DL: Detection Limit	PF: Prep Factor
MDA: Minimum Detectable Activity	RL: Reporting Limit
MDC: Minimum Detectable Concentration	SQL: Sample Quantitation Limit

GEL LABORATORIES LLC
2040 Savage Road Charleston SC 29407 - (843) 556-8171 - www.gel.com

Certificate of Analysis

Report Date: February 9, 2024

Company :	Georgia Power Company, Southern Company
Address :	241 Ralph McGill Blvd NE, Bin 10160
	Atlanta, Georgia 30308
Contact:	Joju Abraham
Project:	Arkwright CCR Groundwater ComplianceAP3

Client Sample ID:	ARK-ARGWC-8	Project:	GPCC00100
Sample ID:	653087018	Client ID:	GPCC001
Matrix:	WG		
Collect Date:	25-JAN-24 14:50		
Receive Date:	26-JAN-24		
Collector:	Client		

Parameter	Qualifier	Result	DL	RL	Units	PF	DF	Analyst	Date	Time	Batch	Method
Metals Analysis-ICP-MS												
SW846 3005A/6020B Dissolved Fe & Mn "As Received"												
Iron	U	ND	0.0330	0.100	mg/L	1.00	1	BAJ	01/30/24	1323	2559512	1
Manganese		0.342	0.00100	0.00500	mg/L	1.00	1					

The following Prep Methods were performed:

Method	Description	Analyst	Date	Time	Prep Batch
SW846 3005A	ICP-MS 3005A PREP	JD2	01/29/24	0840	2559511

The following Analytical Methods were performed:

Method	Description	Analyst Comments
1	SW846 3005A/6020B	

Notes:

Column headers are defined as follows:

DF: Dilution Factor	Lc/LC: Critical Level
DL: Detection Limit	PF: Prep Factor
MDA: Minimum Detectable Activity	RL: Reporting Limit
MDC: Minimum Detectable Concentration	SQL: Sample Quantitation Limit

GEL LABORATORIES LLC
2040 Savage Road Charleston SC 29407 - (843) 556-8171 - www.gel.com

Certificate of Analysis

Report Date: February 9, 2024

Company :	Georgia Power Company, Southern Company
Address :	241 Ralph McGill Blvd NE, Bin 10160
	Atlanta, Georgia 30308
Contact:	Joju Abraham
Project:	Arkwright CCR Groundwater ComplianceAP3

Client Sample ID:	ARK-ARGWC-9	Project:	GPCC00100
Sample ID:	653087019	Client ID:	GPCC001
Matrix:	WG		
Collect Date:	25-JAN-24 12:45		
Receive Date:	26-JAN-24		
Collector:	Client		

Parameter	Qualifier	Result	DL	RL	Units	PF	DF	Analyst	Date	Time	Batch	Method
Metals Analysis-ICP-MS												
SW846 3005A/6020B Dissolved Fe & Mn "As Received"												
Iron	U	ND	0.0330	0.100	mg/L	1.00	1	BAJ	01/30/24	1331	2559512	1
Manganese	U	ND	0.00100	0.00500	mg/L	1.00	1					

The following Prep Methods were performed:

Method	Description	Analyst	Date	Time	Prep Batch
SW846 3005A	ICP-MS 3005A PREP	JD2	01/29/24	0840	2559511

The following Analytical Methods were performed:

Method	Description	Analyst Comments
1	SW846 3005A/6020B	

Notes:

Column headers are defined as follows:

DF: Dilution Factor	Lc/LC: Critical Level
DL: Detection Limit	PF: Prep Factor
MDA: Minimum Detectable Activity	RL: Reporting Limit
MDC: Minimum Detectable Concentration	SQL: Sample Quantitation Limit

GEL LABORATORIES LLC
2040 Savage Road Charleston SC 29407 - (843) 556-8171 - www.gel.com

Certificate of Analysis

Report Date: February 9, 2024

Company :	Georgia Power Company, Southern Company
Address :	241 Ralph McGill Blvd NE, Bin 10160
	Atlanta, Georgia 30308
Contact:	Joju Abraham
Project:	Arkwright CCR Groundwater ComplianceAP3

Client Sample ID:	ARK-ARGWC-10	Project:	GPCC00100
Sample ID:	653087020	Client ID:	GPCC001
Matrix:	WG		
Collect Date:	25-JAN-24 13:35		
Receive Date:	26-JAN-24		
Collector:	Client		

Parameter	Qualifier	Result	DL	RL	Units	PF	DF	Analyst	Date	Time	Batch	Method
Metals Analysis-ICP-MS												
SW846 3005A/6020B Dissolved Fe & Mn "As Received"												
Iron	U	ND	0.0330	0.100	mg/L	1.00	1	BAJ	01/30/24	1334	2559512	1
Manganese	U	ND	0.00100	0.00500	mg/L	1.00	1					

The following Prep Methods were performed:

Method	Description	Analyst	Date	Time	Prep Batch
SW846 3005A	ICP-MS 3005A PREP	JD2	01/29/24	0840	2559511

The following Analytical Methods were performed:

Method	Description	Analyst Comments
1	SW846 3005A/6020B	

Notes:

Column headers are defined as follows:

DF: Dilution Factor	Lc/LC: Critical Level
DL: Detection Limit	PF: Prep Factor
MDA: Minimum Detectable Activity	RL: Reporting Limit
MDC: Minimum Detectable Concentration	SQL: Sample Quantitation Limit

GEL LABORATORIES LLC
2040 Savage Road Charleston SC 29407 - (843) 556-8171 - www.gel.com

Certificate of Analysis

Report Date: February 9, 2024

Company :	Georgia Power Company, Southern Company
Address :	241 Ralph McGill Blvd NE, Bin 10160
	Atlanta, Georgia 30308
Contact:	Joju Abraham
Project:	Arkwright CCR Groundwater ComplianceAP3

Client Sample ID:	ARK-ARGWA-12	Project:	GPCC00100
Sample ID:	653087021	Client ID:	GPCC001
Matrix:	WG		
Collect Date:	25-JAN-24 15:30		
Receive Date:	26-JAN-24		
Collector:	Client		

Parameter	Qualifier	Result	DL	RL	Units	PF	DF	Analyst	Date	Time	Batch	Method
Metals Analysis-ICP-MS												
SW846 3005A/6020B Dissolved Fe & Mn "As Received"												
Iron	U	ND	0.0330	0.100	mg/L	1.00	1	BAJ	01/30/24	1337	2559512	1
Manganese	U	ND	0.00100	0.00500	mg/L	1.00	1					

The following Prep Methods were performed:

Method	Description	Analyst	Date	Time	Prep Batch
SW846 3005A	ICP-MS 3005A PREP	JD2	01/29/24	0840	2559511

The following Analytical Methods were performed:

Method	Description	Analyst Comments
1	SW846 3005A/6020B	

Notes:

Column headers are defined as follows:

DF: Dilution Factor	Lc/LC: Critical Level
DL: Detection Limit	PF: Prep Factor
MDA: Minimum Detectable Activity	RL: Reporting Limit
MDC: Minimum Detectable Concentration	SQL: Sample Quantitation Limit

GEL LABORATORIES LLC
2040 Savage Road Charleston SC 29407 - (843) 556-8171 - www.gel.com

Certificate of Analysis

Report Date: February 9, 2024

Company :	Georgia Power Company, Southern Company
Address :	241 Ralph McGill Blvd NE, Bin 10160
	Atlanta, Georgia 30308
Contact:	Joju Abraham
Project:	Arkwright CCR Groundwater ComplianceAP3

Client Sample ID:	ARK-ARGWA-13	Project:	GPCC00100
Sample ID:	653087022	Client ID:	GPCC001
Matrix:	WG		
Collect Date:	25-JAN-24 09:50		
Receive Date:	26-JAN-24		
Collector:	Client		

Parameter	Qualifier	Result	DL	RL	Units	PF	DF	Analyst	Date	Time	Batch	Method
Metals Analysis-ICP-MS												
SW846 3005A/6020B Dissolved Fe & Mn "As Received"												
Iron	U	ND	0.0330	0.100	mg/L	1.00	1	BAJ	01/30/24	1340	2559512	1
Manganese		0.00935	0.00100	0.00500	mg/L	1.00	1					

The following Prep Methods were performed:

Method	Description	Analyst	Date	Time	Prep Batch
SW846 3005A	ICP-MS 3005A PREP	JD2	01/29/24	0840	2559511

The following Analytical Methods were performed:

Method	Description	Analyst Comments
1	SW846 3005A/6020B	

Notes:

Column headers are defined as follows:

DF: Dilution Factor	Lc/LC: Critical Level
DL: Detection Limit	PF: Prep Factor
MDA: Minimum Detectable Activity	RL: Reporting Limit
MDC: Minimum Detectable Concentration	SQL: Sample Quantitation Limit

GEL LABORATORIES LLC
2040 Savage Road Charleston SC 29407 - (843) 556-8171 - www.gel.com

Certificate of Analysis

Report Date: February 9, 2024

Company :	Georgia Power Company, Southern Company
Address :	241 Ralph McGill Blvd NE, Bin 10160
	Atlanta, Georgia 30308
Contact:	Joju Abraham
Project:	Arkwright CCR Groundwater ComplianceAP3

Client Sample ID:	ARK-ARGWC-16	Project:	GPCC00100
Sample ID:	653087023	Client ID:	GPCC001
Matrix:	WG		
Collect Date:	25-JAN-24 12:40		
Receive Date:	26-JAN-24		
Collector:	Client		

Parameter	Qualifier	Result	DL	RL	Units	PF	DF	Analyst	Date	Time	Batch	Method
Metals Analysis-ICP-MS												
SW846 3005A/6020B Dissolved Fe & Mn "As Received"												
Iron	U	ND	0.0330	0.100	mg/L	1.00	1	BAJ	01/30/24	1343	2559512	1
Manganese		0.401	0.00100	0.00500	mg/L	1.00	1					

The following Prep Methods were performed:

Method	Description	Analyst	Date	Time	Prep Batch
SW846 3005A	ICP-MS 3005A PREP	JD2	01/29/24	0840	2559511

The following Analytical Methods were performed:

Method	Description	Analyst Comments
1	SW846 3005A/6020B	

Notes:

Column headers are defined as follows:

DF: Dilution Factor	Lc/LC: Critical Level
DL: Detection Limit	PF: Prep Factor
MDA: Minimum Detectable Activity	RL: Reporting Limit
MDC: Minimum Detectable Concentration	SQL: Sample Quantitation Limit

GEL LABORATORIES LLC
2040 Savage Road Charleston SC 29407 - (843) 556-8171 - www.gel.com

Certificate of Analysis

Report Date: February 9, 2024

Company :	Georgia Power Company, Southern Company
Address :	241 Ralph McGill Blvd NE, Bin 10160
	Atlanta, Georgia 30308
Contact:	Joju Abraham
Project:	Arkwright CCR Groundwater ComplianceAP3

Client Sample ID:	ARK-ARGWC-17	Project:	GPCC00100
Sample ID:	653087024	Client ID:	GPCC001
Matrix:	WG		
Collect Date:	25-JAN-24 11:10		
Receive Date:	26-JAN-24		
Collector:	Client		

Parameter	Qualifier	Result	DL	RL	Units	PF	DF	Analyst	Date	Time	Batch	Method
Metals Analysis-ICP-MS												
SW846 3005A/6020B Dissolved Fe & Mn "As Received"												
Manganese		1.43	0.0100	0.0500	mg/L	1.00	10	BAJ	02/01/24	1327	2559512	1
Iron		0.125	0.0330	0.100	mg/L	1.00	1	BAJ	01/30/24	1345	2559512	2

The following Prep Methods were performed:

Method	Description	Analyst	Date	Time	Prep Batch
SW846 3005A	ICP-MS 3005A PREP	JD2	01/29/24	0840	2559511

The following Analytical Methods were performed:

Method	Description	Analyst Comments
1	SW846 3005A/6020B	
2	SW846 3005A/6020B	

Notes:

Column headers are defined as follows:

DF: Dilution Factor	Lc/LC: Critical Level
DL: Detection Limit	PF: Prep Factor
MDA: Minimum Detectable Activity	RL: Reporting Limit
MDC: Minimum Detectable Concentration	SQL: Sample Quantitation Limit

GEL LABORATORIES LLC
2040 Savage Road Charleston SC 29407 - (843) 556-8171 - www.gel.com

Certificate of Analysis

Report Date: February 9, 2024

Company :	Georgia Power Company, Southern Company
Address :	241 Ralph McGill Blvd NE, Bin 10160
	Atlanta, Georgia 30308
Contact:	Joju Abraham
Project:	Arkwright CCR Groundwater ComplianceAP3

Client Sample ID:	ARK-ARGWC-18	Project:	GPCC00100
Sample ID:	653087025	Client ID:	GPCC001
Matrix:	WG		
Collect Date:	25-JAN-24 10:50		
Receive Date:	26-JAN-24		
Collector:	Client		

Parameter	Qualifier	Result	DL	RL	Units	PF	DF	Analyst	Date	Time	Batch	Method
Metals Analysis-ICP-MS												
SW846 3005A/6020B Dissolved Fe & Mn "As Received"												
Iron		1.40	0.0330	0.100	mg/L	1.00	1	BAJ	01/30/24	1348	2559512	1
Manganese		0.994	0.00100	0.00500	mg/L	1.00	1					

The following Prep Methods were performed:

Method	Description	Analyst	Date	Time	Prep Batch
SW846 3005A	ICP-MS 3005A PREP	JD2	01/29/24	0840	2559511

The following Analytical Methods were performed:

Method	Description	Analyst Comments
1	SW846 3005A/6020B	

Notes:

Column headers are defined as follows:

DF: Dilution Factor	Lc/LC: Critical Level
DL: Detection Limit	PF: Prep Factor
MDA: Minimum Detectable Activity	RL: Reporting Limit
MDC: Minimum Detectable Concentration	SQL: Sample Quantitation Limit

GEL LABORATORIES LLC
2040 Savage Road Charleston SC 29407 - (843) 556-8171 - www.gel.com

Certificate of Analysis

Report Date: February 9, 2024

Company :	Georgia Power Company, Southern Company
Address :	241 Ralph McGill Blvd NE, Bin 10160
	Atlanta, Georgia 30308
Contact:	Joju Abraham
Project:	Arkwright CCR Groundwater ComplianceAP3

Client Sample ID:	ARK-ARGWA-14	Project:	GPCC00100
Sample ID:	653087026	Client ID:	GPCC001
Matrix:	WG		
Collect Date:	24-JAN-24 14:15		
Receive Date:	26-JAN-24		
Collector:	Client		

Parameter	Qualifier	Result	DL	RL	Units	PF	DF	Analyst	Date	Time	Batch	Method
Metals Analysis-ICP-MS												
SW846 3005A/6020B Dissolved Fe & Mn "As Received"												
Iron	U	ND	0.0330	0.100	mg/L	1.00	1	BAJ	01/30/24	1351	2559512	1
Manganese	J	0.00195	0.00100	0.00500	mg/L	1.00	1					

The following Prep Methods were performed:

Method	Description	Analyst	Date	Time	Prep Batch
SW846 3005A	ICP-MS 3005A PREP	JD2	01/29/24	0840	2559511

The following Analytical Methods were performed:

Method	Description	Analyst Comments
1	SW846 3005A/6020B	

Notes:

Column headers are defined as follows:

DF: Dilution Factor	Lc/LC: Critical Level
DL: Detection Limit	PF: Prep Factor
MDA: Minimum Detectable Activity	RL: Reporting Limit
MDC: Minimum Detectable Concentration	SQL: Sample Quantitation Limit

GEL LABORATORIES LLC
2040 Savage Road Charleston SC 29407 - (843) 556-8171 - www.gel.com

Certificate of Analysis

Report Date: February 9, 2024

Company :	Georgia Power Company, Southern Company
Address :	241 Ralph McGill Blvd NE, Bin 10160
	Atlanta, Georgia 30308
Contact:	Joju Abraham
Project:	Arkwright CCR Groundwater ComplianceAP3

Client Sample ID:	ARK-ARGWC-15	Project:	GPCC00100
Sample ID:	653087027	Client ID:	GPCC001
Matrix:	WG		
Collect Date:	25-JAN-24 15:30		
Receive Date:	26-JAN-24		
Collector:	Client		

Parameter	Qualifier	Result	DL	RL	Units	PF	DF	Analyst	Date	Time	Batch	Method
Metals Analysis-ICP-MS												
SW846 3005A/6020B Dissolved Fe & Mn "As Received"												
Iron	U	ND	0.0330	0.100	mg/L	1.00	1	BAJ	01/30/24	1354	2559512	1
Manganese	J	0.00189	0.00100	0.00500	mg/L	1.00	1					

The following Prep Methods were performed:

Method	Description	Analyst	Date	Time	Prep Batch
SW846 3005A	ICP-MS 3005A PREP	JD2	01/29/24	0840	2559511

The following Analytical Methods were performed:

Method	Description	Analyst Comments
1	SW846 3005A/6020B	

Notes:

Column headers are defined as follows:

DF: Dilution Factor	Lc/LC: Critical Level
DL: Detection Limit	PF: Prep Factor
MDA: Minimum Detectable Activity	RL: Reporting Limit
MDC: Minimum Detectable Concentration	SQL: Sample Quantitation Limit

QC Summary

Report Date: February 9, 2024

Georgia Power Company, Southern Company
241 Ralph McGill Blvd NE, Bin 10160
Atlanta, Georgia

Contact: **Joju Abraham**

Workorder: **653087**

Parmname	NOM	Sample	Qual	QC	Units	RPD%	REC%	Range	Anlst	Date Time
Ion Chromatography										
Batch 2561002										
QC1205636077 653087001 DUP										
Chloride		5.34		5.42	mg/L	1.46		(0%-20%)	TXT1	01/30/24 20:13
Fluoride		0.105	J	0.0938	mg/L	11.6 ^		(+/-0.100)		
Sulfate		1330		1330	mg/L	0.211		(0%-20%)		02/01/24 06:49
QC1205636079 653087011 DUP										
Chloride		4.33		4.31	mg/L	0.533		(0%-20%)		01/31/24 03:32
Fluoride		0.327		0.335	mg/L	2.39 ^		(+/-0.100)		
Sulfate		8.23		8.24	mg/L	0.0668		(0%-20%)		
QC1205636076 LCS										
Chloride	5.00			5.01	mg/L		100	(90%-110%)		01/30/24 19:10
Fluoride	2.50			2.50	mg/L		99.9	(90%-110%)		
Sulfate	10.0			10.4	mg/L		104	(90%-110%)		
QC1205636075 MB										
Chloride			U	ND	mg/L					01/30/24 18:39
Fluoride			U	ND	mg/L					
Sulfate			U	ND	mg/L					
QC1205636078 653087001 PS										
Chloride	5.00	5.34		11.1	mg/L		115*	(90%-110%)		01/30/24 20:45

QC Summary

Workorder: **653087**

Parmname	NOM	Sample	Qual	QC	Units	RPD%	REC%	Range	Anlst	Date Time
Ion Chromatography										
Batch 2561002										
Fluoride	2.50	0.105		2.09	mg/L		79.4*	(90%-110%)	TXT1	01/30/24 20:45
Sulfate	10.0	6.64		17.6	mg/L		110	(90%-110%)		02/01/24 07:20
QC1205636080 653087011 PS										
Chloride	5.00	4.33		10.2	mg/L		117*	(90%-110%)		01/31/24 04:04
Fluoride	2.50	0.327		2.83	mg/L		100	(90%-110%)		
Sulfate	10.0	8.23		19.5	mg/L		113*	(90%-110%)		
Metals Analysis - ICPMS										
Batch 2559510										
QC1205633231 LCS										
Aluminum	2.00			2.01	mg/L		101	(80%-120%)	PRB	02/09/24 13:38
Antimony	0.0500			0.0470	mg/L		94	(80%-120%)		
Arsenic	0.0500			0.0490	mg/L		98	(80%-120%)		
Barium	0.0500			0.0522	mg/L		104	(80%-120%)		
Beryllium	0.0500			0.0553	mg/L		111	(80%-120%)		02/09/24 15:38
Boron	0.100			0.105	mg/L		105	(80%-120%)		02/09/24 13:38
Cadmium	0.0500			0.0475	mg/L		95	(80%-120%)		
Calcium	2.00			2.10	mg/L		105	(80%-120%)		
Chromium	0.0500			0.0466	mg/L		93.1	(80%-120%)		

QC Summary

Workorder: **653087**

Parmname	NOM	Sample	Qual	QC	Units	RPD%	REC%	Range	Anlst	Date Time
Metals Analysis - ICPMS										
Batch 2559510										
Cobalt	0.0500			0.0474	mg/L		94.8	(80%-120%)	PRB	02/09/24 13:38
Iron	2.00			1.92	mg/L		96.2	(80%-120%)		
Lead	0.0500			0.0481	mg/L		96.2	(80%-120%)		
Lithium	0.0500			0.0523	mg/L		105	(80%-120%)		02/09/24 08:30
Magnesium	2.00			1.94	mg/L		96.8	(80%-120%)		02/09/24 13:38
Manganese	0.0500			0.0483	mg/L		96.6	(80%-120%)		02/09/24 16:26
Molybdenum	0.0500			0.0496	mg/L		99.1	(80%-120%)		02/09/24 13:38
Potassium	2.00			1.97	mg/L		98.6	(80%-120%)		
Selenium	0.0500			0.0524	mg/L		105	(80%-120%)		
Silver	0.0500			0.0493	mg/L		98.7	(80%-120%)		
Sodium	2.00			1.91	mg/L		95.7	(80%-120%)		
Thallium	0.0500			0.0466	mg/L		93.1	(80%-120%)		
QC1205633230 MB										
Aluminum			U	ND	mg/L					02/09/24 12:51
Antimony			U	ND	mg/L					
Arsenic			U	ND	mg/L					

QC Summary

Workorder: **653087**

Parmname	NOM	Sample	Qual	QC	Units	RPD%	REC%	Range	Anlst	Date Time
Metals Analysis - ICPMS										
Batch 2559510										
Barium			U	ND	mg/L				PRB	02/09/24 12:51
Beryllium			U	ND	mg/L					02/09/24 15:37
Boron			U	ND	mg/L					02/09/24 12:51
Cadmium			U	ND	mg/L					
Calcium			U	ND	mg/L					
Chromium			U	ND	mg/L					
Cobalt			U	ND	mg/L					
Iron			U	ND	mg/L					
Lead			U	ND	mg/L					
Lithium			U	ND	mg/L					02/09/24 08:26
Magnesium			U	ND	mg/L					02/09/24 12:51
Manganese			U	ND	mg/L					02/09/24 16:25
Molybdenum			U	ND	mg/L					02/09/24 12:51
Potassium			U	ND	mg/L					
Selenium			U	ND	mg/L					

QC Summary

Workorder: **653087**

Parmname	NOM		Sample	Qual	QC	Units	RPD%	REC%	Range	Anlst	Date Time
Metals Analysis - ICPMS											
Batch 2559510											
Silver				U	ND	mg/L				PRB	02/09/24 12:51
Sodium				U	ND	mg/L					
Thallium				U	ND	mg/L					
QC1205633232 653087001 MS											
Aluminum	2.00	J	0.0363		2.31	mg/L		113	(75%-125%)		02/09/24 13:06
Antimony	0.0500	U	ND		0.0510	mg/L		102	(75%-125%)		
Arsenic	0.0500	U	ND		0.0584	mg/L		113	(75%-125%)		
Barium	0.0500		0.0343		0.0852	mg/L		102	(75%-125%)		
Beryllium	0.0500	U	ND		0.0590	mg/L		118	(75%-125%)		02/09/24 15:40
Boron	0.100		0.698		0.775	mg/L		N/A	(75%-125%)		02/09/24 13:21
Cadmium	0.0500	U	ND		0.0508	mg/L		101	(75%-125%)		02/09/24 13:06
Calcium	2.00		310		305	mg/L		N/A	(75%-125%)		02/09/24 13:21
Chromium	0.0500	U	ND		0.0516	mg/L		103	(75%-125%)		02/09/24 13:06
Cobalt	0.0500		0.00251		0.0525	mg/L		99.9	(75%-125%)		
Iron	2.00		1.64		3.62	mg/L		98.9	(75%-125%)		
Lead	0.0500	U	ND		0.0509	mg/L		102	(75%-125%)		

QC Summary

Workorder: **653087**

Parmname	NOM		Sample	Qual	QC	Units	RPD%	REC%	Range	Anlst	Date Time
Metals Analysis - ICPMS											
Batch 2559510											
Lithium	0.0500		0.0136		0.0606	mg/L		94.1	(75%-125%)	PRB	02/09/24 06:58
Magnesium	2.00		146		144	mg/L		N/A	(75%-125%)		02/09/24 13:21
Manganese	0.0500		0.567		0.620	mg/L		N/A	(75%-125%)		02/09/24 16:28
Molybdenum	0.0500	J	0.000274		0.0584	mg/L		116	(75%-125%)		02/09/24 13:06
Potassium	2.00		12.8		14.6	mg/L		N/A	(75%-125%)		
Selenium	0.0500	J	0.00276		0.0648	mg/L		124	(75%-125%)		
Silver	0.0500	U	ND		0.0498	mg/L		99.5	(75%-125%)		
Sodium	2.00		32.6		33.4	mg/L		N/A	(75%-125%)		
Thallium	0.0500	U	ND		0.0499	mg/L		99.9	(75%-125%)		
QC1205633233 653087001 MSD											
Aluminum	2.00	J	0.0363		2.28	mg/L	0.987	112	(0%-20%)		02/09/24 13:09
Antimony	0.0500	U	ND		0.0532	mg/L	4.15	106	(0%-20%)		
Arsenic	0.0500	U	ND		0.0605	mg/L	3.53	117	(0%-20%)		
Barium	0.0500		0.0343		0.0886	mg/L	3.9	108	(0%-20%)		
Beryllium	0.0500	U	ND		0.0612	mg/L	3.58	122	(0%-20%)		02/09/24 15:41
Boron	0.100		0.698		0.768	mg/L	0.919	N/A	(0%-20%)		02/09/24 13:23

QC Summary

Workorder: **653087**

Parmname	NOM		Sample	Qual	QC	Units	RPD%	REC%	Range	Anlst	Date Time
Metals Analysis - ICPMS											
Batch 2559510											
Cadmium	0.0500	U	ND		0.0518	mg/L	1.88	103	(0%-20%)	PRB	02/09/24 13:09
Calcium	2.00		310		308	mg/L	0.696	N/A	(0%-20%)		02/09/24 13:23
Chromium	0.0500	U	ND		0.0637	mg/L	21*	127*	(0%-20%)		02/09/24 13:09
Cobalt	0.0500		0.00251		0.0526	mg/L	0.244	100	(0%-20%)		
Iron	2.00		1.64		3.73	mg/L	2.85	104	(0%-20%)		
Lead	0.0500	U	ND		0.0507	mg/L	0.522	101	(0%-20%)		
Lithium	0.0500		0.0136		0.0608	mg/L	0.331	94.5	(0%-20%)		02/09/24 07:02
Magnesium	2.00		146		146	mg/L	1.62	N/A	(0%-20%)		02/09/24 13:23
Manganese	0.0500		0.567		0.645	mg/L	3.88	N/A	(0%-20%)		02/09/24 16:29
Molybdenum	0.0500	J	0.000274		0.0603	mg/L	3.16	120	(0%-20%)		02/09/24 13:09
Potassium	2.00		12.8		14.9	mg/L	1.81	N/A	(0%-20%)		
Selenium	0.0500	J	0.00276		0.0661	mg/L	2.05	127*	(0%-20%)		
Silver	0.0500	U	ND		0.0512	mg/L	2.89	102	(0%-20%)		
Sodium	2.00		32.6		33.2	mg/L	0.389	N/A	(0%-20%)		
Thallium	0.0500	U	ND		0.0493	mg/L	1.38	98.5	(0%-20%)		

QC Summary

Workorder: **653087**

Parmname	NOM		Sample	Qual	QC	Units	RPD%	REC%	Range	Anlst	Date	Time
Metals Analysis - ICPMS												
Batch 2559510												
QC1205644704 653087001 PS												
Chromium	50.0	U	ND		48.7	ug/L		96.9	(75%-125%)	PRB	02/09/24	13:12
Lithium			13.6		58.7	ug/L			(75%-125%)		02/09/24	07:06
Selenium	50.0	J	2.76		64.6	ug/L		124	(75%-125%)		02/09/24	13:12
QC1205633234 653087001 SDILT												
Aluminum		J	36.3	U	ND	ug/L	N/A		(0%-20%)		02/09/24	13:15
Antimony		U	ND	U	ND	ug/L	N/A		(0%-20%)			
Arsenic		U	ND	U	ND	ug/L	N/A		(0%-20%)			
Barium			34.3		7.98	ug/L	16.2		(0%-20%)			
Beryllium		U	ND	U	ND	ug/L	N/A		(0%-20%)		02/09/24	15:43
Boron			69.8		15.1	ug/L	8		(0%-20%)		02/09/24	13:29
Cadmium		U	ND	U	ND	ug/L	N/A		(0%-20%)		02/09/24	13:15
Calcium			31000		6020	ug/L	2.82		(0%-20%)		02/09/24	13:29
Chromium		U	ND	U	ND	ug/L	N/A		(0%-20%)		02/09/24	13:15
Cobalt			2.51	J	0.532	ug/L	6.1		(0%-20%)			
Iron			1640		343	ug/L	4.44		(0%-20%)			
Lead		U	ND	U	ND	ug/L	N/A		(0%-20%)			

QC Summary

Workorder: **653087**

Parmname	NOM	Sample	Qual	QC	Units	RPD%	REC%	Range	Anlst	Date Time
Metals Analysis - ICPMS										
Batch 2559510										
Lithium		13.6	U	ND	ug/L	N/A		(0%-20%)	PRB	02/09/24 07:09
Magnesium		14600		2780	ug/L	4.88		(0%-20%)		02/09/24 13:29
Manganese		567		119	ug/L	5.33		(0%-20%)		02/09/24 16:31
Molybdenum	J	0.274	U	ND	ug/L	N/A		(0%-20%)		02/09/24 13:15
Potassium		12800		2390	ug/L	6.68		(0%-20%)		
Selenium	J	2.76	U	ND	ug/L	N/A		(0%-20%)		
Silver	U	ND	U	ND	ug/L	N/A		(0%-20%)		
Sodium		32600		5550	ug/L	14.8		(0%-20%)		
Thallium	U	ND	U	ND	ug/L	N/A		(0%-20%)		
Batch 2559512										
QC1205633236 LCS										
Iron	2.00			2.05	mg/L		103	(80%-120%)	BAJ	01/30/24 13:03
Manganese	0.0500			0.0525	mg/L		105	(80%-120%)		
QC1205633235 MB										
Iron			U	ND	mg/L					01/30/24 13:00
Manganese			U	ND	mg/L					
QC1205633237 653087016 MS										
Iron	2.00	1.72		3.79	mg/L		103	(75%-125%)		01/30/24 13:08

QC Summary

Workorder: **653087**

Parmname	NOM	Sample	Qual	QC	Units	RPD%	REC%	Range	Anlst	Date Time
Metals Analysis - ICPMS										
Batch 2559512										
Manganese	0.0500	0.587		0.647	mg/L		N/A	(75%-125%)	BAJ	01/30/24 13:08
QC1205633238 653087016 MSD										
Iron	2.00	1.72		3.75	mg/L	0.997	101	(0%-20%)		01/30/24 13:11
Manganese	0.0500	0.587		0.651	mg/L	0.577	N/A	(0%-20%)		
QC1205633239 653087016 SDILT										
Iron		1720		349	ug/L	1.17		(0%-20%)		01/30/24 13:17
Manganese		587		122	ug/L	3.48		(0%-20%)		
Metals Analysis-Mercury										
Batch 2559709										
QC1205633704 652690009 DUP										
Mercury	U	ND	U	ND	mg/L	N/A			JP2	01/30/24 12:15
QC1205633702 LCS										
Mercury	0.00200			0.00199	mg/L		99.3	(80%-120%)		01/30/24 12:07
QC1205633701 MB										
Mercury			U	ND	mg/L					01/30/24 12:05
QC1205633705 652690009 MS										
Mercury	0.00200 U	ND		0.00196	mg/L		97.9	(75%-125%)		01/30/24 12:17
QC1205633706 652690009 SDILT										
Mercury	U	ND	U	ND	ug/L	N/A		(0%-10%)		01/30/24 12:19
Batch 2559726										
QC1205633744 652936001 DUP										
Mercury	U	ND	U	ND	mg/L	N/A			JP2	01/30/24 10:24

QC Summary

Workorder: 653087

Parmname			NOM		Sample	Qual	QC	Units	RPD%	REC%	Range	Anlst	Date	Time
Metals Analysis-Mercury														
Batch 2559726														
QC1205633742 LCS														
Mercury			0.00200				0.00195	mg/L		97.3	(80%-120%)	JP2	01/30/24	10:07
QC1205633741 MB														
Mercury						U	ND	mg/L					01/30/24	10:06
QC1205633745 652936001 MS														
Mercury			0.00200	U	ND		0.00190	mg/L		95	(75%-125%)		01/30/24	10:25
QC1205633746 652936001 SDILT														
Mercury				U	ND	U	ND	ug/L	N/A		(0%-10%)		01/30/24	10:27
Nutrient Analysis														
Batch 2559577														
QC1205633398 653087001 DUP														
Nitrogen, Nitrate/Nitrite				J	0.00973	J	0.00889	mg/L	9.02 ^		(+/-0.0200)	AXH3	01/29/24	06:56
QC1205633400 653087011 DUP														
Nitrogen, Nitrate/Nitrite					0.141		0.140	mg/L	0.712		(0%-20%)		01/29/24	07:15
QC1205633397 LCS														
Nitrogen, Nitrate/Nitrite			1.00				1.02	mg/L		102	(90%-110%)		01/29/24	06:54
QC1205633396 MB														
Nitrogen, Nitrate/Nitrite						U	ND	mg/L					01/29/24	06:53
QC1205633399 653087001 PS														
Nitrogen, Nitrate/Nitrite			1.00	J	0.00973		1.01	mg/L		100	(90%-110%)		01/29/24	06:58
QC1205633401 653087011 PS														
Nitrogen, Nitrate/Nitrite			1.00		0.141		1.13	mg/L		98.9	(90%-110%)		01/29/24	07:17

QC Summary

Workorder: **653087**

Parmname	NOM	Sample	Qual	QC	Units	RPD%	REC%	Range	Anlst	Date Time
Solids Analysis										
Batch 2561128										
QC1205636357 652743002 DUP										
Total Dissolved Solids		371		369	mg/L	0.541		(0%-5%)	KLP1	01/31/24 11:10
QC1205636356 LCS										
Total Dissolved Solids	300			294	mg/L		98	(95%-105%)		01/31/24 11:10
QC1205636355 MB										
Total Dissolved Solids			U	ND	mg/L					01/31/24 11:10
Batch 2561835										
QC1205637566 653087007 DUP										
Total Dissolved Solids		815		837	mg/L	2.66		(0%-5%)	KLP1	02/01/24 11:30
QC1205637565 LCS										
Total Dissolved Solids	300			291	mg/L		97	(95%-105%)		02/01/24 11:30
QC1205637564 MB										
Total Dissolved Solids			U	ND	mg/L					02/01/24 11:30
Titration and Ion Analysis										
Batch 2560083										
QC1205634435 LCS										
Alkalinity, Total as CaCO3	50.0			52.0	mg/L		104	(90%-110%)	JW2	01/29/24 14:05
QC1205634440 LCS										
Alkalinity, Total as CaCO3	15.0			14.9	mg/L		99.3	(90%-110%)		01/29/24 14:08
QC1205634454 LCSD										
Alkalinity, Total as CaCO3	50.0			51.8	mg/L	0.385	104	(0%-20%)		01/29/24 14:06
QC1205634455 LCSD										
Alkalinity, Total as CaCO3	15.0			14.9	mg/L	0	99.3	(0%-20%)		01/29/24 14:09

QC Summary

Workorder: **653087**

Parmname	NOM	Sample	Qual	QC	Units	RPD%	REC%	Range	Anlst	Date	Time
Titration and Ion Analysis											
Batch 2560155											
QC1205634560 LCS											
Alkalinity, Total as CaCO3	50.0			52.5	mg/L		105	(90%-110%)	JW2	01/29/24	15:34
QC1205634562 LCSD											
Alkalinity, Total as CaCO3	50.0			52.2	mg/L	0.573	104	(0%-20%)		01/29/24	15:35

Notes:

The Qualifiers in this report are defined as follows:

U	Analyte was analyzed for, but not detected above the MDL, MDA, MDC or LOD.
J	Value is estimated
X	Consult Case Narrative, Data Summary package, or Project Manager concerning this qualifier
N	Metals--The Matrix spike sample recovery is not within specified control limits
H	Analytical holding time was exceeded
<	Result is less than value reported
>	Result is greater than value reported
h	Preparation or preservation holding time was exceeded
R	Sample results are rejected
Z	Paint Filter Test--Particulates passed through the filter, however no free liquids were observed.
d	5-day BOD--The 2:1 depletion requirement was not met for this sample
^	RPD of sample and duplicate evaluated using +/-RL. Concentrations are <5X the RL. Qualifier Not Applicable for Radiochemistry.
N/A	RPD or %Recovery limits do not apply.
ND	Analyte concentration is not detected above the detection limit
E	%difference of sample and SD is >10%. Sample concentration must meet flagging criteria
NJ	Consult Case Narrative, Data Summary package, or Project Manager concerning this qualifier
E	General Chemistry--Concentration of the target analyte exceeds the instrument calibration range
Q	One or more quality control criteria have not been met. Refer to the applicable narrative or DER.
FB	Mercury was found present at quantifiable concentrations in field blanks received with these samples. Data associated with the blank are deemed invalid for reporting to regulatory agencies
N1	See case narrative
Y	Other specific qualifiers were required to properly define the results. Consult case narrative.
R	Per section 9.3.4.1 of Method 1664 Revision B, due to matrix spike recovery issues, this result may not be reported or used for regulatory compliance purposes.
B	The target analyte was detected in the associated blank.
e	5-day BOD--Test replicates show more than 30% difference between high and low values. The data is qualified per the method and can be used for reporting purposes
J	See case narrative for an explanation

QC Summary

Workorder: **653087**

Parmname	NOM	Sample	Qual	QC	Units	RPD%	REC%	Range	Anlst	Date	Time

N/A indicates that spike recovery limits do not apply when sample concentration exceeds spike conc. by a factor of 4 or more or %RPD not applicable.
^ The Relative Percent Difference (RPD) obtained from the sample duplicate (DUP) is evaluated against the acceptance criteria when the sample is greater than five times (5X) the contract required detection limit (RL). In cases where either the sample or duplicate value is less than 5X the RL, a control limit of +/- the RL is used to evaluate the DUP result.
* Indicates that a Quality Control parameter was not within specifications.
For PS, PSD, and SDILT results, the values listed are the measured amounts, not final concentrations.

Where the analytical method has been performed under NELAP certification, the analysis has met all of the requirements of the NELAC standard unless qualified on the QC Summary.

QC Summary

Report Date: February 7, 2024

Georgia Power Company, Southern Company
241 Ralph McGill Blvd NE, Bin 10160
Atlanta, Georgia

Contact: **Joju Abraham**

Workorder: **652879**

Parmname		NOM		Sample	Qual	QC	Units	RPD%		REC%	Range	Anlst	Date	Time
Ion Chromatography														
Batch 2560129														
QC1205634484 652874005 DUP														
Chloride				4.96		4.97	mg/L	0.25			(0%-20%)	TXT1	01/29/24	19:38
Fluoride				0.222		0.231	mg/L	3.98	^		(+/-0.100)			
Sulfate				106		106	mg/L	0.000943			(0%-20%)		01/30/24	13:29
QC1205634486 653067010 DUP														
Chloride				5.09		5.09	mg/L	0.00982			(0%-20%)		01/30/24	08:23
Fluoride			J	0.0377	J	0.0383	mg/L	1.58	^		(+/-0.100)			
Sulfate				10.9		10.9	mg/L	0.0816			(0%-20%)			
QC1205634483 LCS														
Chloride		5.00				4.85	mg/L			97	(90%-110%)		01/29/24	18:34
Fluoride		2.50				2.40	mg/L			96.2	(90%-110%)			
Sulfate		10.0				9.70	mg/L			97	(90%-110%)			
QC1205634482 MB														
Chloride					J	0.113	mg/L						01/29/24	18:02
Fluoride					U	ND	mg/L							
Sulfate					U	ND	mg/L							
QC1205634485 652874005 PS														
Chloride		5.00		4.96		10.4	mg/L			108	(90%-110%)		01/29/24	20:10

QC Summary

Workorder: **652879**

Parmname	NOM		Sample	Qual	QC	Units	RPD%	REC%	Range	Anlst	Date Time
Ion Chromatography											
Batch 2560129											
Fluoride	2.50		0.222		2.59	mg/L		94.7	(90%-110%)	TXT1	01/29/24 20:10
Sulfate	10.0		10.6		21.1	mg/L		105	(90%-110%)		01/30/24 14:01
QC1205634487 653067010 PS											
Chloride	5.00		5.09		10.7	mg/L		112*	(90%-110%)		01/30/24 08:55
Fluoride	2.50	J	0.0377		2.48	mg/L		97.6	(90%-110%)		
Sulfate	10.0		10.9		21.3	mg/L		104	(90%-110%)		
Metals Analysis - ICPMS											
Batch 2558922											
QC1205632312 LCS											
Aluminum	2.00				1.99	mg/L		99.5	(80%-120%)	PRB	02/06/24 06:16
Antimony	0.0500				0.0496	mg/L		99.2	(80%-120%)		02/05/24 19:06
Arsenic	0.0500				0.0485	mg/L		96.9	(80%-120%)		
Barium	0.0500				0.0518	mg/L		104	(80%-120%)		
Beryllium	0.0500				0.0541	mg/L		108	(80%-120%)		
Boron	0.100				0.104	mg/L		104	(80%-120%)		
Cadmium	0.0500				0.0506	mg/L		101	(80%-120%)		
Calcium	2.00				2.09	mg/L		104	(80%-120%)		
Chromium	0.0500				0.0495	mg/L		99	(80%-120%)		

QC Summary

Workorder: **652879**

Parmname	NOM	Sample	Qual	QC	Units	RPD%	REC%	Range	Anlst	Date Time
Metals Analysis - ICPMS										
Batch 2558922										
Cobalt	0.0500			0.0500	mg/L		100	(80%-120%)	PRB	02/05/24 19:06
Iron	2.00			2.06	mg/L		103	(80%-120%)		
Lead	0.0500			0.0511	mg/L		102	(80%-120%)		
Lithium	0.0500			0.0517	mg/L		103	(80%-120%)		
Magnesium	2.00			2.10	mg/L		105	(80%-120%)		
Manganese	0.0500			0.0503	mg/L		101	(80%-120%)		
Molybdenum	0.0500			0.0516	mg/L		103	(80%-120%)		
Potassium	2.00			2.05	mg/L		103	(80%-120%)		
Selenium	0.0500			0.0486	mg/L		97.2	(80%-120%)		
Silver	0.0500			0.0516	mg/L		103	(80%-120%)		
Sodium	2.00			2.08	mg/L		104	(80%-120%)		
Thallium	0.0500			0.0484	mg/L		96.9	(80%-120%)		
QC1205632311 MB										
Aluminum			U	ND	mg/L					02/06/24 06:12
Antimony			U	ND	mg/L					02/05/24 19:03
Arsenic			U	ND	mg/L					

QC Summary

Workorder: **652879**

Parmname	NOM	Sample	Qual	QC	Units	RPD%	REC%	Range	Anlst	Date	Time
Metals Analysis - ICPMS											
Batch 2558922											
Barium			U	ND	mg/L				PRB	02/05/24	19:03
Beryllium			U	ND	mg/L						
Boron			U	ND	mg/L						
Cadmium			U	ND	mg/L						
Calcium			U	ND	mg/L						
Chromium			U	ND	mg/L						
Cobalt			U	ND	mg/L						
Iron			U	ND	mg/L						
Lead			U	ND	mg/L						
Lithium			U	ND	mg/L						
Magnesium			U	ND	mg/L						
Manganese			U	ND	mg/L						
Molybdenum			U	ND	mg/L						
Potassium			U	ND	mg/L						
Selenium			U	ND	mg/L						

QC Summary

Workorder: **652879**

Parmname	NOM		Sample	Qual	QC	Units	RPD%	REC%	Range	Anlst	Date Time
Metals Analysis - ICPMS											
Batch 2558922											
Silver				U	ND	mg/L				PRB	02/05/24 19:03
Sodium				U	ND	mg/L					
Thallium				U	ND	mg/L					
QC1205632313 652879001 MS											
Aluminum	2.00		0.0948		2.09	mg/L		99.9	(75%-125%)		02/06/24 06:23
Antimony	0.0500	U	ND		0.0498	mg/L		99.5	(75%-125%)		02/05/24 19:14
Arsenic	0.0500	U	ND		0.0481	mg/L		95.6	(75%-125%)		
Barium	0.0500		0.0178		0.0657	mg/L		95.8	(75%-125%)		
Beryllium	0.0500	U	ND		0.0531	mg/L		106	(75%-125%)		
Boron	0.100	J	0.00554		0.105	mg/L		99.1	(75%-125%)		
Cadmium	0.0500	U	ND		0.0496	mg/L		99.2	(75%-125%)		
Calcium	2.00		5.90		7.81	mg/L		95.7	(75%-125%)		
Chromium	0.0500	J	0.00308		0.0525	mg/L		98.9	(75%-125%)		
Cobalt	0.0500	U	ND		0.0500	mg/L		100	(75%-125%)		
Iron	2.00		0.182		2.15	mg/L		98.2	(75%-125%)		
Lead	0.0500	U	ND		0.0502	mg/L		100	(75%-125%)		

QC Summary

Workorder: **652879**

Parmname	NOM		Sample	Qual	QC	Units	RPD%	REC%	Range	Anlst	Date Time
Metals Analysis - ICPMS											
Batch 2558922											
Lithium	0.0500	U	ND		0.0506	mg/L		100	(75%-125%)	PRB	02/05/24 19:14
Magnesium	2.00		3.48		5.60	mg/L		106	(75%-125%)		
Manganese	0.0500	J	0.00318		0.0523	mg/L		98.2	(75%-125%)		
Molybdenum	0.0500	J	0.000236		0.0502	mg/L		100	(75%-125%)		
Potassium	2.00		1.01		3.02	mg/L		100	(75%-125%)		
Selenium	0.0500	U	ND		0.0474	mg/L		94.7	(75%-125%)		
Silver	0.0500	U	ND		0.0501	mg/L		100	(75%-125%)		
Sodium	2.00		7.09		9.29	mg/L		110	(75%-125%)		
Thallium	0.0500	U	ND		0.0476	mg/L		95.2	(75%-125%)		
QC1205632314 652879001 MSD											
Aluminum	2.00		0.0948		2.11	mg/L	1.09	101	(0%-20%)		02/06/24 06:27
Antimony	0.0500	U	ND		0.0489	mg/L	1.92	97.6	(0%-20%)		02/05/24 19:17
Arsenic	0.0500	U	ND		0.0480	mg/L	0.0562	95.6	(0%-20%)		
Barium	0.0500		0.0178		0.0650	mg/L	1.18	94.2	(0%-20%)		
Beryllium	0.0500	U	ND		0.0535	mg/L	0.672	107	(0%-20%)		
Boron	0.100	J	0.00554		0.108	mg/L	2.94	102	(0%-20%)		

QC Summary

Workorder: **652879**

Parmname	NOM		Sample	Qual	QC	Units	RPD%	REC%	Range	Anlst	Date	Time
Metals Analysis - ICPMS												
Batch 2558922												
Cadmium	0.0500	U	ND		0.0497	mg/L	0.107	99.3	(0%-20%)	PRB	02/05/24	19:17
Calcium	2.00		5.90		8.03	mg/L	2.77	107	(0%-20%)			
Chromium	0.0500	J	0.00308		0.0530	mg/L	0.999	99.9	(0%-20%)			
Cobalt	0.0500	U	ND		0.0509	mg/L	1.64	102	(0%-20%)			
Iron	2.00		0.182		2.21	mg/L	2.87	101	(0%-20%)			
Lead	0.0500	U	ND		0.0508	mg/L	1.13	101	(0%-20%)			
Lithium	0.0500	U	ND		0.0506	mg/L	0.0296	100	(0%-20%)			
Magnesium	2.00		3.48		5.79	mg/L	3.28	116	(0%-20%)			
Manganese	0.0500	J	0.00318		0.0538	mg/L	2.98	101	(0%-20%)			
Molybdenum	0.0500	J	0.000236		0.0494	mg/L	1.59	98.4	(0%-20%)			
Potassium	2.00		1.01		3.12	mg/L	3.21	105	(0%-20%)			
Selenium	0.0500	U	ND		0.0478	mg/L	0.773	95.4	(0%-20%)			
Silver	0.0500	U	ND		0.0507	mg/L	1.25	101	(0%-20%)			
Sodium	2.00		7.09		9.60	mg/L	3.27	125	(0%-20%)			
Thallium	0.0500	U	ND		0.0477	mg/L	0.143	95.4	(0%-20%)			

QC Summary

Workorder: **652879**

Parmname	NOM	Sample	Qual	QC	Units	RPD%	REC%	Range	Anlst	Date Time
Metals Analysis - ICPMS										
Batch 2558922										
QC1205632315 652879001 SDILT										
Aluminum		94.8	U	ND	ug/L	N/A		(0%-20%)	PRB	02/06/24 06:34
Antimony	U	ND	U	ND	ug/L	N/A		(0%-20%)		02/05/24 19:24
Arsenic	U	ND	U	ND	ug/L	N/A		(0%-20%)		
Barium		17.8	J	3.40	ug/L	4.72		(0%-20%)		
Beryllium	U	ND	U	ND	ug/L	N/A		(0%-20%)		
Boron	J	5.54	U	ND	ug/L	N/A		(0%-20%)		
Cadmium	U	ND	U	ND	ug/L	N/A		(0%-20%)		
Calcium		5900		1190	ug/L	.826		(0%-20%)		
Chromium	J	3.08	U	ND	ug/L	N/A		(0%-20%)		
Cobalt	U	ND	U	ND	ug/L	N/A		(0%-20%)		
Iron		182	J	38.1	ug/L	4.74		(0%-20%)		
Lead	U	ND	U	ND	ug/L	N/A		(0%-20%)		
Lithium	U	ND	U	ND	ug/L	N/A		(0%-20%)		
Magnesium		3480		739	ug/L	6.23		(0%-20%)		
Manganese	J	3.18	U	ND	ug/L	N/A		(0%-20%)		

QC Summary

Workorder: **652879**

Parmname	NOM	Sample	Qual	QC	Units	RPD%	REC%	Range	Anlst	Date Time
Metals Analysis - ICPMS										
Batch 2558922										
Molybdenum	J	0.236	U	ND	ug/L	N/A		(0%-20%)	PRB	02/05/24 19:24
Potassium		1010	J	211	ug/L	4.02		(0%-20%)		
Selenium	U	ND	U	ND	ug/L	N/A		(0%-20%)		
Silver	U	ND	U	ND	ug/L	N/A		(0%-20%)		
Sodium		7090		1540	ug/L	8.25		(0%-20%)		
Thallium	U	ND	U	ND	ug/L	N/A		(0%-20%)		
Metals Analysis-Mercury										
Batch 2558965										
QC1205632413 652847001 DUP										
Mercury	J	0.122	J	0.129	mg/L	5.58 ^		(+/-0.200)	JP2	01/29/24 12:03
QC1205632412 LCS										
Mercury 0.00200				0.00200	mg/L		100	(80%-120%)		01/29/24 11:55
QC1205632411 MB										
Mercury			U	ND	mg/L					01/29/24 11:53
QC1205632414 652847001 MS										
Mercury 2.00	J	0.122		2.20	mg/L		104	(75%-125%)		01/29/24 12:05
QC1205632415 652847001 SDILT										
Mercury	J	0.122	U	ND	ug/L	N/A		(0%-10%)		01/29/24 12:06
Nutrient Analysis										
Batch 2558935										
QC1205632351 652874001 DUP										
Nitrogen, Nitrate/Nitrite	U	ND	U	ND	mg/L	N/A			AXH3	01/26/24 08:18

QC Summary

Workorder: **652879**

Parmname	NOM	Sample	Qual	QC	Units	RPD%	REC%	Range	Anlst	Date Time
Nutrient Analysis										
Batch 2558935										
QC1205632353 652879003 DUP										
Nitrogen, Nitrate/Nitrite		0.318		0.318	mg/L	0		(0%-20%)	AXH3	01/26/24 08:37
QC1205632350 LCS										
Nitrogen, Nitrate/Nitrite	1.00			1.05	mg/L		105	(90%-110%)		01/26/24 08:16
QC1205632349 MB										
Nitrogen, Nitrate/Nitrite			U	ND	mg/L					01/26/24 08:15
QC1205632352 652874001 PS										
Nitrogen, Nitrate/Nitrite	1.00 U	ND		1.02	mg/L		102	(90%-110%)		01/26/24 08:20
QC1205632354 652879003 PS										
Nitrogen, Nitrate/Nitrite	1.00	0.318		1.32	mg/L		100	(90%-110%)		01/26/24 08:39
Solids Analysis										
Batch 2561127										
QC1205636344 652726001 DUP										
Total Dissolved Solids		264		262	mg/L	0.76		(0%-5%)	KLP1	01/31/24 10:40
QC1205636343 LCS										
Total Dissolved Solids	300			299	mg/L		99.7	(95%-105%)		01/31/24 10:40
QC1205636342 MB										
Total Dissolved Solids			U	ND	mg/L					01/31/24 10:40
Titration and Ion Analysis										
Batch 2560083										
QC1205634435 LCS										
Alkalinity, Total as CaCO3	50.0			52.0	mg/L		104	(90%-110%)	JW2	01/29/24 14:05
QC1205634440 LCS										
Alkalinity, Total as CaCO3	15.0			14.9	mg/L		99.3	(90%-110%)		01/29/24 14:08

QC Summary

Workorder: **652879**

Parmname	NOM	Sample	Qual	QC	Units	RPD%	REC%	Range	Anlst	Date	Time
Titration and Ion Analysis											
Batch 2560083											
QC1205634454 LCSD											
Alkalinity, Total as CaCO3	50.0			51.8	mg/L	0.385	104	(0%-20%)	JW2	01/29/24	14:06
QC1205634455 LCSD											
Alkalinity, Total as CaCO3	15.0			14.9	mg/L	0	99.3	(0%-20%)		01/29/24	14:09

Notes:

The Qualifiers in this report are defined as follows:

U	Analyte was analyzed for, but not detected above the MDL, MDA, MDC or LOD.
J	Value is estimated
X	Consult Case Narrative, Data Summary package, or Project Manager concerning this qualifier
N	Metals--The Matrix spike sample recovery is not within specified control limits
H	Analytical holding time was exceeded
<	Result is less than value reported
>	Result is greater than value reported
h	Preparation or preservation holding time was exceeded
R	Sample results are rejected
Z	Paint Filter Test--Particulates passed through the filter, however no free liquids were observed.
d	5-day BOD--The 2:1 depletion requirement was not met for this sample
^	RPD of sample and duplicate evaluated using +/-RL. Concentrations are <5X the RL. Qualifier Not Applicable for Radiochemistry.
N/A	RPD or %Recovery limits do not apply.
ND	Analyte concentration is not detected above the detection limit
E	%difference of sample and SD is >10%. Sample concentration must meet flagging criteria
NJ	Consult Case Narrative, Data Summary package, or Project Manager concerning this qualifier
E	General Chemistry--Concentration of the target analyte exceeds the instrument calibration range
Q	One or more quality control criteria have not been met. Refer to the applicable narrative or DER.
FB	Mercury was found present at quantifiable concentrations in field blanks received with these samples. Data associated with the blank are deemed invalid for reporting to regulatory agencies
N1	See case narrative
Y	Other specific qualifiers were required to properly define the results. Consult case narrative.
R	Per section 9.3.4.1 of Method 1664 Revision B, due to matrix spike recovery issues, this result may not be reported or used for regulatory compliance purposes.
B	The target analyte was detected in the associated blank.
e	5-day BOD--Test replicates show more than 30% difference between high and low values. The data is qualified per the method and can be used for reporting purposes
J	See case narrative for an explanation

QC Summary

Workorder: **652879**

Parmname	NOM	Sample	Qual	QC	Units	RPD%	REC%	Range	Anlst	Date	Time

N/A indicates that spike recovery limits do not apply when sample concentration exceeds spike conc. by a factor of 4 or more or %RPD not applicable.
^ The Relative Percent Difference (RPD) obtained from the sample duplicate (DUP) is evaluated against the acceptance criteria when the sample is greater than five times (5X) the contract required detection limit (RL). In cases where either the sample or duplicate value is less than 5X the RL, a control limit of +/- the RL is used to evaluate the DUP result.
* Indicates that a Quality Control parameter was not within specifications.
For PS, PSD, and SDILT results, the values listed are the measured amounts, not final concentrations.

Where the analytical method has been performed under NELAP certification, the analysis has met all of the requirements of the NELAC standard unless qualified on the QC Summary.

Technical Case Narrative
Georgia Power Company
SDG #: 653087

Metals

Product: **Determination of Metals by ICP-MS**
Analytical Method: SW846 3005A/6020B
Analytical Procedure: GL-MA-E-014 REV# 36
Analytical Batch: 2559510

Preparation Method: SW846 3005A
Preparation Procedure: GL-MA-E-006 REV# 14
Preparation Batch: 2559509

The following samples were analyzed using the above methods and analytical procedure(s).

GEL Sample ID#	Client Sample Identification
653087001	ARK-ARAMW-4
653087002	ARK-ARGWC-7
653087003	ARK-ARGWC-8
653087004	ARK-ARGWC-9
653087005	ARK-ARGWC-10
653087006	ARK-ARGWA-12
653087007	ARK-ARGWA-13
653087008	ARK-ARGWC-16
653087009	ARK-ARGWC-17
653087010	ARK-ARGWC-18
653087011	ARK-ARGWA-14
653087012	ARK-ARGWC-15
653087013	ARK-AP3-EB-05
653087014	ARK-AP3-FB-05
653087015	ARK-AP3-FD-05
1205633230	Method Blank (MB)**ICP-MS**
1205633231	Laboratory Control Sample (LCS)
1205633234	653087001(ARK-ARAMW-4L) Serial Dilution (SD)
1205633232	653087001(ARK-ARAMW-4S) Matrix Spike (MS)
1205633233	653087001(ARK-ARAMW-4SD) Matrix Spike Duplicate (MSD)
1205644704	653087001(ARK-ARAMW-4PS) Post Spike (PS)

The samples in this SDG were analyzed on an "as received" basis.

Data Summary:

All sample data provided in this report met the acceptance criteria specified in the analytical methods and procedures for initial calibration, continuing calibration, instrument controls and process controls where applicable, with the following exceptions.

Calibration Information

ICSA/ICSAB Statement
For the ICP-MS analysis, the ICSA solution contains analyte concentrations which are verified trace impurities indigenous to the purchased standard.

Quality Control (QC) Information

Matrix Spike (MS/MSD) Recovery Statement
The percent recoveries (%R) obtained from the MS/MSD analyses are evaluated when the sample concentration is less than four times (4X) the spike concentration added. The MS/MSD (See Below) did not meet the recommended quality control acceptance criteria for percent recoveries for the following applicable analyte. The post spike recovery was within the required control limits. This verifies the absence of a matrix interference in the post-spike digested sample. The recovery may be attributed to possible sample matrix interference and/or non-homogeneity.

Sample	Analyte	Value
1205633233 (ARK-ARAMW-4MSD)	Chromium and Selenium	127* (75%-125%)

MS/MSD Relative Percent Difference (RPD) Statement
The RPD values between qualifying analyte results in the MS and MSD were not within the acceptance limits. Sample non-homogeneity and/or possible matrix interferences may be suspected.

Sample	Analyte	Value
1205633232MS and 1205633233MSD (ARK-ARAMW-4)	Chromium	RPD 21* (0%-20%)

Technical Information

Sample Dilutions
Dilutions may be required for many reasons, including to minimize matrix interferences or to bring over range target analyte concentrations into the linear calibration range. Samples 653087001 (ARK-ARAMW-4), 653087003 (ARK-ARGWC-8), 653087007 (ARK-ARGWA-13), 653087008 (ARK-ARGWC-16), 653087009 (ARK-ARGWC-17), 653087010 (ARK-ARGWC-18) and 653087011 (ARK-ARGWA-14) were diluted to ensure that the analyte concentrations were within the linear calibration range of the instrument.

Analyte	653087						
	001	003	007	008	009	010	011
Boron	10X	10X	5X	5X	1X	20X	1X
Calcium	10X	1X	5X	5X	1X	20X	1X
Magnesium	10X	1X	5X	1X	1X	1X	1X
Manganese	1X	1X	1X	1X	5X	1X	1X
Sodium	1X	1X	1X	1X	1X	1X	10X

Product: **Determination of Metals by ICP-MS**
Analytical Method: SW846 3005A/6020B
Analytical Procedure: GL-MA-E-014 REV# 36
Analytical Batch: 2559512

Preparation Method: SW846 3005A
Preparation Procedure: GL-MA-E-006 REV# 14
Preparation Batch: 2559511

The following samples were analyzed using the above methods and analytical procedure(s).

GEL Sample ID#	Client Sample Identification
653087016	ARK-ARAMW-4
653087017	ARK-ARGWC-7
653087018	ARK-ARGWC-8
653087019	ARK-ARGWC-9
653087020	ARK-ARGWC-10
653087021	ARK-ARGWA-12
653087022	ARK-ARGWA-13
653087023	ARK-ARGWC-16
653087024	ARK-ARGWC-17
653087025	ARK-ARGWC-18
653087026	ARK-ARGWA-14
653087027	ARK-ARGWC-15
1205633235	Method Blank (MB)**ICP-MS**
1205633236	Laboratory Control Sample (LCS)
1205633239	653087016(ARK-ARAMW-4L) Serial Dilution (SD)
1205633237	653087016(ARK-ARAMW-4S) Matrix Spike (MS)
1205633238	653087016(ARK-ARAMW-4SD) Matrix Spike Duplicate (MSD)

The samples in this SDG were analyzed on an "as received" basis.

Data Summary:

All sample data provided in this report met the acceptance criteria specified in the analytical methods and procedures for initial calibration, continuing calibration, instrument controls and process controls where applicable, with the following exceptions.

Calibration Information

ICSA/ICSAB Statement
For the ICP-MS analysis, the ICSA solution contains analyte concentrations which are verified trace impurities indigenous to the purchased standard.

Technical Information

Sample Dilutions
Dilutions may be required for many reasons, including to minimize matrix interferences or to bring over range target analyte concentrations into the linear calibration range. Sample 653087024 (ARK-ARGWC-17) was diluted to ensure that the analyte concentration was within the linear calibration range of the instrument.

Analyte	**653087**
	024
Manganese	10X

Product: **Mercury Analysis Using the Perkin Elmer Automated Mercury Analyzer**
Analytical Method: SW846 7470A
Analytical Procedure: GL-MA-E-010 REV# 40
Analytical Batch: 2559709

Preparation Method: SW846 7470A Prep

Preparation Procedure: GL-MA-E-010 REV# 40
Preparation Batch: 2559703

The following samples were analyzed using the above methods and analytical procedure(s).

GEL Sample ID#	Client Sample Identification
653087001	ARK-ARAMW-4
653087002	ARK-ARGWC-7
653087003	ARK-ARGWC-8
653087004	ARK-ARGWC-9
653087005	ARK-ARGWC-10
653087006	ARK-ARGWA-12
653087007	ARK-ARGWA-13
653087008	ARK-ARGWC-16
653087009	ARK-ARGWC-17
653087010	ARK-ARGWC-18
653087011	ARK-ARGWA-14
653087012	ARK-ARGWC-15
1205633701	Method Blank (MB)**CVAA**
1205633702	Laboratory Control Sample (LCS)
1205633706	652690009(ARK-ARGWA-20L) Serial Dilution (SD)
1205633704	652690009(ARK-ARGWA-20D) Sample Duplicate (DUP)
1205633705	652690009(ARK-ARGWA-20S) Matrix Spike (MS)

The samples in this SDG were analyzed on an "as received" basis.

Data Summary:

There are no exceptions, anomalies or deviations from the specified methods. All sample data provided in this report met the acceptance criteria specified in the analytical methods and procedures for initial calibration, continuing calibration, instrument controls and process controls where applicable.

Product: **Mercury Analysis Using the Perkin Elmer Automated Mercury Analyzer**
Analytical Method: SW846 7470A
Analytical Procedure: GL-MA-E-010 REV# 40
Analytical Batch: 2559726

Preparation Method: SW846 7470A Prep
Preparation Procedure: GL-MA-E-010 REV# 40
Preparation Batch: 2559712

The following samples were analyzed using the above methods and analytical procedure(s).

GEL Sample ID#	Client Sample Identification
653087013	ARK-AP3-EB-05
653087014	ARK-AP3-FB-05
653087015	ARK-AP3-FD-05
1205633741	Method Blank (MB)**CVAA**
1205633742	Laboratory Control Sample (LCS)
1205633746	652936001(NonSDGL) Serial Dilution (SD)
1205633744	652936001(NonSDGD) Sample Duplicate (DUP)
1205633745	652936001(NonSDGS) Matrix Spike (MS)

The samples in this SDG were analyzed on an "as received" basis.

Data Summary:

All sample data provided in this report met the acceptance criteria specified in the analytical methods and procedures for initial calibration, continuing calibration, instrument controls and process controls where applicable, with the following exceptions.

Miscellaneous Information

Additional Comments
Double potassium permanganate was added to sample and associated QC to prevent KMnO4 fallout. 1205633741 (MB) and 1205633742 (LCS).

General Chemistry

Product: **Ion Chromatography**
Analytical Method: EPA 300.0
Analytical Procedure: GL-GC-E-086 REV# 34
Analytical Batch: 2561002

The following samples were analyzed using the above methods and analytical procedure(s).

GEL Sample ID#	Client Sample Identification
653087001	ARK-ARAMW-4
653087002	ARK-ARGWC-7
653087003	ARK-ARGWC-8
653087004	ARK-ARGWC-9
653087005	ARK-ARGWC-10
653087006	ARK-ARGWA-12
653087007	ARK-ARGWA-13
653087008	ARK-ARGWC-16
653087009	ARK-ARGWC-17
653087010	ARK-ARGWC-18
653087011	ARK-ARGWA-14
653087012	ARK-ARGWC-15
653087013	ARK-AP3-EB-05
653087014	ARK-AP3-FB-05
653087015	ARK-AP3-FD-05
1205636075	Method Blank (MB)
1205636076	Laboratory Control Sample (LCS)
1205636077	653087001(ARK-ARAMW-4) Sample Duplicate (DUP)
1205636078	653087001(ARK-ARAMW-4) Post Spike (PS)
1205636079	653087011(ARK-ARGWA-14) Sample Duplicate (DUP)
1205636080	653087011(ARK-ARGWA-14) Post Spike (PS)

The samples in this SDG were analyzed on an "as received" basis.

Data Summary:

All sample data provided in this report met the acceptance criteria specified in the analytical methods and procedures for initial calibration, continuing calibration, instrument controls and process controls where applicable, with the following exceptions.

Quality Control (QC) Information

Matrix Spike (MS)/Post Spike (PS) Recovery Statement

The percent recoveries (%R) obtained from the spike analyses are evaluated when the sample concentration is less than four times (4X) the spike concentration added. The matrix spike recovered outside of the established acceptance limits due to matrix interference and/or non-homogeneity.

Analyte	Sample	Value
Chloride	1205636078 (ARK-ARAMW-4PS)	115* (90%-110%)
	1205636080 (ARK-ARGWA-14PS)	117* (90%-110%)
Fluoride	1205636078 (ARK-ARAMW-4PS)	79.4* (90%-110%)
Sulfate	1205636080 (ARK-ARGWA-14PS)	113* (90%-110%)

Technical Information

Sample Dilutions
The following samples 1205636077 (ARK-ARAMW-4DUP), 1205636078 (ARK-ARAMW-4PS), 653087001 (ARK-ARAMW-4), 653087002 (ARK-ARGWC-7), 653087003 (ARK-ARGWC-8), 653087006 (ARK-ARGWA-12), 653087007 (ARK-ARGWA-13), 653087008 (ARK-ARGWC-16), 653087009 (ARK-ARGWC-17) and 653087010 (ARK-ARGWC-18) were diluted because target analyte concentrations exceeded the calibration range. Dilutions may be required for many reasons, including to minimize matrix interferences or to bring over range target analyte concentrations into the linear calibration range.

Analyte	653087							
	001	002	003	006	007	008	009	010
Chloride	1X	1X	1X	2X	1X	1X	1X	1X
Sulfate	200X	5X	5X	1X	50X	50X	10X	20X

Product: **Nitrate/Nitrite Cad Redux Low Level**
Analytical Method: EPA 353.2 Low Level
Analytical Procedure: GL-GC-E-128 REV# 15
Analytical Batch: 2559577

The following samples were analyzed using the above methods and analytical procedure(s).

GEL Sample ID#	Client Sample Identification
653087001	ARK-ARAMW-4
653087002	ARK-ARGWC-7
653087003	ARK-ARGWC-8
653087004	ARK-ARGWC-9
653087005	ARK-ARGWC-10
653087006	ARK-ARGWA-12
653087007	ARK-ARGWA-13
653087008	ARK-ARGWC-16
653087009	ARK-ARGWC-17
653087010	ARK-ARGWC-18
653087011	ARK-ARGWA-14
653087012	ARK-ARGWC-15
653087013	ARK-AP3-EB-05
653087014	ARK-AP3-FB-05
653087015	ARK-AP3-FD-05
1205633396	Method Blank (MB)
1205633397	Laboratory Control Sample (LCS)

1205633398	653087001(ARK-ARAMW-4) Sample Duplicate (DUP)
1205633399	653087001(ARK-ARAMW-4) Post Spike (PS)
1205633400	653087011(ARK-ARGWA-14) Sample Duplicate (DUP)
1205633401	653087011(ARK-ARGWA-14) Post Spike (PS)

The samples in this SDG were analyzed on an "as received" basis.

Data Summary:

There are no exceptions, anomalies or deviations from the specified methods. All sample data provided in this report met the acceptance criteria specified in the analytical methods and procedures for initial calibration, continuing calibration, instrument controls and process controls where applicable.

Product: **Solids, Total Dissolved**
Analytical Method: SM 2540C
Analytical Procedure: GL-GC-E-001 REV# 21
Analytical Batch: 2561128

The following samples were analyzed using the above methods and analytical procedure(s).

GEL Sample ID#	Client Sample Identification
653087011	ARK-ARGWA-14
1205636355	Method Blank (MB)
1205636356	Laboratory Control Sample (LCS)
1205636357	652743002(NonSDG) Sample Duplicate (DUP)

The samples in this SDG were analyzed on an "as received" basis.

Data Summary:

There are no exceptions, anomalies or deviations from the specified methods. All sample data provided in this report met the acceptance criteria specified in the analytical methods and procedures for initial calibration, continuing calibration, instrument controls and process controls where applicable.

Product: **Solids, Total Dissolved**
Analytical Method: SM 2540C
Analytical Procedure: GL-GC-E-001 REV# 21
Analytical Batch: 2561835

The following samples were analyzed using the above methods and analytical procedure(s).

GEL Sample ID#	Client Sample Identification
653087001	ARK-ARAMW-4
653087002	ARK-ARGWC-7
653087003	ARK-ARGWC-8
653087004	ARK-ARGWC-9
653087005	ARK-ARGWC-10
653087006	ARK-ARGWA-12
653087007	ARK-ARGWA-13
653087008	ARK-ARGWC-16
653087009	ARK-ARGWC-17
653087010	ARK-ARGWC-18
653087012	ARK-ARGWC-15
653087013	ARK-AP3-EB-05

653087014	ARK-AP3-FB-05
653087015	ARK-AP3-FD-05
1205637564	Method Blank (MB)
1205637565	Laboratory Control Sample (LCS)
1205637566	653087007(ARK-ARGWA-13) Sample Duplicate (DUP)

The samples in this SDG were analyzed on an "as received" basis.

Data Summary:

There are no exceptions, anomalies or deviations from the specified methods. All sample data provided in this report met the acceptance criteria specified in the analytical methods and procedures for initial calibration, continuing calibration, instrument controls and process controls where applicable.

Product: **Alkalinity**
Analytical Method: SM 2320B
Analytical Procedure: GL-GC-E-033 REV# 16
Analytical Batch: 2560083

The following samples were analyzed using the above methods and analytical procedure(s).

GEL Sample ID#	Client Sample Identification
653087001	ARK-ARAMW-4
653087002	ARK-ARGWC-7
653087003	ARK-ARGWC-8
653087004	ARK-ARGWC-9
653087005	ARK-ARGWC-10
653087006	ARK-ARGWA-12
653087007	ARK-ARGWA-13
653087008	ARK-ARGWC-16
653087009	ARK-ARGWC-17
653087010	ARK-ARGWC-18
653087011	ARK-ARGWA-14
1205634435	Laboratory Control Sample (LCS)
1205634440	Laboratory Control Sample (LCS)
1205634454	Laboratory Control Sample Duplicate (LCSD)
1205634455	Laboratory Control Sample Duplicate (LCSD)

The samples in this SDG were analyzed on an "as received" basis.

Data Summary:

All sample data provided in this report met the acceptance criteria specified in the analytical methods and procedures for initial calibration, continuing calibration, instrument controls and process controls where applicable, with the following exceptions.

Quality Control (QC) Information

Laboratory Control Sample Duplicate (LCSD)
An LCSD was used in place of matrix QC due to limited sample volume.

Product: **Alkalinity**
Analytical Method: SM 2320B

Analytical Procedure: GL-GC-E-033 REV# 16
Analytical Batch: 2560155

The following samples were analyzed using the above methods and analytical procedure(s).

GEL Sample ID#	Client Sample Identification
653087012	ARK-ARGWC-15
1205634560	Laboratory Control Sample (LCS)
1205634562	Laboratory Control Sample Duplicate (LCSD)

The samples in this SDG were analyzed on an "as received" basis.

Data Summary:

All sample data provided in this report met the acceptance criteria specified in the analytical methods and procedures for initial calibration, continuing calibration, instrument controls and process controls where applicable, with the following exceptions.

Quality Control (QC) Information

Laboratory Control Sample Duplicate (LCSD)
An LCSD was used in place of matrix QC due to limited sample volume.

Certification Statement

Where the analytical method has been performed under NELAP certification, the analysis has met all of the requirements of the NELAC standard unless otherwise noted in the analytical case narrative.

Technical Case Narrative
Georgia Power Company
SDG #: 652879

Metals

Product: **Determination of Metals by ICP-MS**
Analytical Method: SW846 3005A/6020B
Analytical Procedure: GL-MA-E-014 REV# 36
Analytical Batch: 2558922

Preparation Method: SW846 3005A
Preparation Procedure: GL-MA-E-006 REV# 14
Preparation Batch: 2558921

The following samples were analyzed using the above methods and analytical procedure(s).

GEL Sample ID#	Client Sample Identification
652879001	ARK-ARGWA-3
652879002	ARK-ARGWA-5
652879003	ARK-ARGWA-24
652879004	ARK-AP3-FD-04
652879005	ARK-AP3-EB-04
652879006	ARK-AP3-FB-04
652879007	ARK-ARGWA-3
652879008	ARK-ARGWA-5
652879009	ARK-ARGWA-24
1205632311	Method Blank (MB)**ICP-MS**
1205632312	Laboratory Control Sample (LCS)
1205632315	652879001(ARK-ARGWA-3L) Serial Dilution (SD)
1205632313	652879001(ARK-ARGWA-3S) Matrix Spike (MS)
1205632314	652879001(ARK-ARGWA-3SD) Matrix Spike Duplicate (MSD)

The samples in this SDG were analyzed on an "as received" basis.

Data Summary:

All sample data provided in this report met the acceptance criteria specified in the analytical methods and procedures for initial calibration, continuing calibration, instrument controls and process controls where applicable, with the following exceptions.

Calibration Information

ICSA/ICSAB Statement
For the ICP-MS analysis, the ICSA solution contains analyte concentrations which are verified trace impurities indigenous to the purchased standard.

Product: **Mercury Analysis Using the Perkin Elmer Automated Mercury Analyzer**
Analytical Method: SW846 7470A
Analytical Procedure: GL-MA-E-010 REV# 40
Analytical Batch: 2558965

Preparation Method: SW846 7470A Prep
Preparation Procedure: GL-MA-E-010 REV# 40
Preparation Batch: 2558964

The following samples were analyzed using the above methods and analytical procedure(s).

GEL Sample ID#	Client Sample Identification
652879001	ARK-ARGWA-3
652879002	ARK-ARGWA-5
652879003	ARK-ARGWA-24
652879004	ARK-AP3-FD-04
652879005	ARK-AP3-EB-04
652879006	ARK-AP3-FB-04
1205632411	Method Blank (MB)**CVAA**
1205632412	Laboratory Control Sample (LCS)
1205632415	652847001(NonSDGL) Serial Dilution (SD)
1205632413	652847001(NonSDGD) Sample Duplicate (DUP)
1205632414	652847001(NonSDGS) Matrix Spike (MS)

The samples in this SDG were analyzed on an "as received" basis.

Data Summary:

All sample data provided in this report met the acceptance criteria specified in the analytical methods and procedures for initial calibration, continuing calibration, instrument controls and process controls where applicable, with the following exceptions.

Technical Information

Preparation Information
The samples and associated matrix QC 1205632413 (Non SDG 652847001DUP), 1205632414 (Non SDG 652847001MS) and 1205632415 (Non SDG 652847001SDILT) were prepared at a dilution for CVAA analysis because larger volumes of the matrix consume excessive amounts of potassium permanganate.

General Chemistry

Product: **Ion Chromatography**
Analytical Method: EPA 300.0
Analytical Procedure: GL-GC-E-086 REV# 34
Analytical Batch: 2560129

The following samples were analyzed using the above methods and analytical procedure(s).

GEL Sample ID#	Client Sample Identification
652879001	ARK-ARGWA-3
652879002	ARK-ARGWA-5
652879003	ARK-ARGWA-24
652879004	ARK-AP3-FD-04
652879005	ARK-AP3-EB-04
652879006	ARK-AP3-FB-04
1205634482	Method Blank (MB)
1205634483	Laboratory Control Sample (LCS)
1205634484	652874005(ARK-ARAMW-8) Sample Duplicate (DUP)
1205634485	652874005(ARK-ARAMW-8) Post Spike (PS)

1205634486	653067010(NonSDG) Sample Duplicate (DUP)
1205634487	653067010(NonSDG) Post Spike (PS)

The samples in this SDG were analyzed on an "as received" basis.

Data Summary:

All sample data provided in this report met the acceptance criteria specified in the analytical methods and procedures for initial calibration, continuing calibration, instrument controls and process controls where applicable, with the following exceptions.

Quality Control (QC) Information

Matrix Spike (MS)/Post Spike (PS) Recovery Statement
The percent recoveries (%R) obtained from the spike analyses are evaluated when the sample concentration is less than four times (4X) the spike concentration added. The matrix spike recovered outside of the established acceptance limits due to matrix interference and/or non-homogeneity.

Analyte	Sample	Value
Chloride	1205634487 (Non SDG 653067010PS)	112* (90%-110%)

Technical Information

Sample Dilutions
The following samples 1205634484 (ARK-ARAMW-8DUP), 1205634485 (ARK-ARAMW-8PS), 652879002 (ARK-ARGWA-5) and 652879004 (ARK-AP3-FD-04) were diluted because target analyte concentrations exceeded the calibration range. Dilutions may be required for many reasons, including to minimize matrix interferences or to bring over range target analyte concentrations into the linear calibration range.

Analyte	652879	
	002	004
Chloride	2X	2X

Product: Nitrate/Nitrite Cad Redux Low Level
Analytical Method: EPA 353.2 Low Level
Analytical Procedure: GL-GC-E-128 REV# 15
Analytical Batch: 2558935

The following samples were analyzed using the above methods and analytical procedure(s).

GEL Sample ID#	Client Sample Identification
652879001	ARK-ARGWA-3
652879002	ARK-ARGWA-5
652879003	ARK-ARGWA-24
652879004	ARK-AP3-FD-04
652879005	ARK-AP3-EB-04
652879006	ARK-AP3-FB-04
1205632349	Method Blank (MB)
1205632350	Laboratory Control Sample (LCS)
1205632351	652874001(ARK-ARGWC-21) Sample Duplicate (DUP)
1205632352	652874001(ARK-ARGWC-21) Post Spike (PS)
1205632353	652879003(ARK-ARGWA-24) Sample Duplicate (DUP)

1205632354	652879003(ARK-ARGWA-24) Post Spike (PS)

The samples in this SDG were analyzed on an "as received" basis.

Data Summary:

There are no exceptions, anomalies or deviations from the specified methods. All sample data provided in this report met the acceptance criteria specified in the analytical methods and procedures for initial calibration, continuing calibration, instrument controls and process controls where applicable.

Product: **Solids, Total Dissolved**
Analytical Method: SM 2540C
Analytical Procedure: GL-GC-E-001 REV# 21
Analytical Batch: 2561127

The following samples were analyzed using the above methods and analytical procedure(s).

GEL Sample ID#	Client Sample Identification
652879001	ARK-ARGWA-3
652879002	ARK-ARGWA-5
652879003	ARK-ARGWA-24
652879004	ARK-AP3-FD-04
652879005	ARK-AP3-EB-04
652879006	ARK-AP3-FB-04
1205636342	Method Blank (MB)
1205636343	Laboratory Control Sample (LCS)
1205636344	652726001(NonSDG) Sample Duplicate (DUP)

The samples in this SDG were analyzed on an "as received" basis.

Data Summary:

There are no exceptions, anomalies or deviations from the specified methods. All sample data provided in this report met the acceptance criteria specified in the analytical methods and procedures for initial calibration, continuing calibration, instrument controls and process controls where applicable.

Product: **Alkalinity**
Analytical Method: SM 2320B
Analytical Procedure: GL-GC-E-033 REV# 16
Analytical Batch: 2560083

The following samples were analyzed using the above methods and analytical procedure(s).

GEL Sample ID#	Client Sample Identification
652879001	ARK-ARGWA-3
652879002	ARK-ARGWA-5
652879003	ARK-ARGWA-24
652879004	ARK-AP3-FD-04
1205634435	Laboratory Control Sample (LCS)
1205634440	Laboratory Control Sample (LCS)
1205634454	Laboratory Control Sample Duplicate (LCSD)
1205634455	Laboratory Control Sample Duplicate (LCSD)

The samples in this SDG were analyzed on an "as received" basis.

Data Summary:

All sample data provided in this report met the acceptance criteria specified in the analytical methods and procedures for initial calibration, continuing calibration, instrument controls and process controls where applicable, with the following exceptions.

Quality Control (QC) Information

Laboratory Control Sample Duplicate (LCSD)
An LCSD was used in place of matrix QC due to limited sample volume.

Certification Statement

Where the analytical method has been performed under NELAP certification, the analysis has met all of the requirements of the NELAC standard unless otherwise noted in the analytical case narrative.

Page: 1 of 1
Project # 175569434
GEL Quote #:
COC Number (1): 2 Sample Cooler(s)
PO Number: GPC82177-0005

GEL Laboratories LLC
gel.com
Chemistry | Radiochemistry | Radiobioassay | Specialty Analytics

Chain of Custody and Analytical Request

Rev 1 653087 652879 652881

GEL Work Order Number: GEL Project Manager: Erin Trent

GEL Laboratories, LLC
2040 Savage Road
Charleston, SC 29407
Phone: (843) 556-8171
Fax: (843) 766-1178

1/24/24

Client Name: Georgia Power — Phone # (937-344-6533)
Project/Site Name: Plant Arkwright Ash Pond 3 — Fax: N/A
Address: 241 Ralph McGill Blvd SE, Atlanta, GA 30308
Collected By: Zach Levy, John Myer, Dylan Ripley, Emily Scheiben
Send Results To: jabraham@southernco.com EDD@stantec.com Cassidy.Sutherland@stantec.com

Sample Analysis Requested (5) (Fill in the number of containers for each test)

Sample ID (*For composites - indicate start and stop date/time)	*Date Collected (mm-dd-yy)	*Time Collected (Military) (hhmm)	QC Code (2)	Field Filtered (3)	Sample Matrix (4)	Should this sample be considered: Radioactive (If yes, please supply isotopic info.)	Should this sample be considered: (7) Known or possible Hazards	Total number of containers	Ag (App. I) (6020B)	Metals App. III (6020B)	Alkalinity (300.0 R2.1)	TDS (SM Method 2540C)	Anions (Cl, Fl, Sulfate) (300.0 Rev. 2.1 1993)	Metals App. IV (6020B)	RAD 226-228 Cmbd	Mercury (7470B)	Metals Al, K, Mg, Na, Fe, Mn (6020B)	Fe2+/ Mn2+ (6020B) Field Filtered	Nitrate/ Nitrite (EPA Method 353.2)	SA	<-- Preservative Type (6)	Comments (task_code: ARK-CCR-ASSMT-2024S1)
									NI	NI				NI	NI	NI	NI	NI	NI	SA	
ARK-ARGWA-3	1/24/2024	15:25	N	N	WG			8	X	X	X	X	X	X	X	X	X		X	
ARK-ARGWA-5	1/24/2024	14:50	N	N	WG			8	X	X	X	X	X	X	X	X	X		X	
ARK-ARGWA-24	1/24/2024	11:20	N	N	WG			8	X	X	X	X	X	X	X	X	X		X	
ARK-AP3-FD-04	1/24/2024	NA	FD	N	WQ			7		X		X	X	X	X	X			X	
ARK-AP3-EB-04	1/24/2024	15:45	EB	N	WQ			7		X		X	X	X	X	X			X	
ARK-AP3-FB-04	1/24/2024	12:00	FB	N	WQ			7		X		X	X	X	X	X			X	

Chain of Custody Signatures

Relinquished By (Signed)	Print Name	Date	Received by (signed)	Print Name	Date
1 John Myer	Stantec	1/25/2024	1		
2			2		
3			3		

TAT Requested: Normal: X Rush: ____ Specify: ____ (Subject to Surcharge)
Fax Results: [ ] Yes [X] No
Select Deliverable: [ ] C of A [ ] QC Summary [ ] level 1 [X] Level 2 [ ] Level 3 [ ] Level 4
Additional Remarks:
For Lab Receiving Use Only: *Custody Seal Intact?* [ ] *Yes* [ ] *No* *Cooler Temp:* ____ °C

> ***For sample shipping and delivery details, see Sample Receipt & Review form (SRR)***

Sample Collection Time Zone [X] Eastern [ ] Pacific [ ] Central [ ] Mountain [ ] Other

1.) Chain of Custody Number = Client Determined

2.) QC Codes: N = Normal Sample, TB = Trip Blank, FD = Field Duplicate, EB = Equipment Blank, MS = Matrix Spike Sample, MSD = Matrix Spike Duplicate Sample, G = Grab, C = Composite

3.) Field Filtered: For liquid matrices, indicate with a - Y - for yes the sample was field filtered or - N - for sample was not field filtered.

4.) Matrix Codes: DW=Drinking Water, GW=Groundwater, SW=Surface Water, WW=Waste Water, W=Water, ML=Misc Liquid, SO=Soil, SD=Sediment, SL=Sludge, SS=Solid Waste, O=Oil, F=Filter, P=Wipe, U=Urine, F=Fecal, N=Nasal

5.) Sample Analysis Requested: Analytical method requested (i.e. **8260B, 6010B/7470A**) and number of containers provided for each (i.e. *8260B* - **3**, *6010B/7470A* - **1**).

6.) Preservative Type: HA = Hydrochloric Acid, NI = Nitric Acid, SH = Sodium Hydroxide, SA = Sulfuric Acid, AA = Ascorbic Acid, HX = Hexane, ST = Sodium Thiosulfate, If no preservative is added = leave field blank

Revised on 1/25/2024

7.) KNOWN OR POSSIBLE HAZARDS

RCRA Metals
As = Arsenic, Hg = Mercury, Ba = Barium, Se = Selenium, Cd = Cadmium, Ag = Silver, Cr = Chromium, MR = Misc. RCRA metals, Pb = Lead

Characteristic Hazards
FL = Flammable/Ignitable, CO = Corrosive, RE = Reactive

TSCA Regulated
PCB = Polychlorinated biphenyls

Listed Waste
LW = Listed Waste (F,K,P and U-listed wastes.) *Waste code(s):*

Other
OT = Other / Unknown (i.e.: High/low pH, asbestos, beryllium, irritants, other misc. health hazards, etc.) *Description:*

Please provide any additional details below regarding handling and/or disposal concerns. *(i.e.: Origin of sample(s), type of site collected from, odd matrices, etc.)*

Page: 1 of 1
Project # 175569434
GEL Quote #:
COC Number (1): 2 Sample Cooler(s)
PO Number: GPC82177-0005

GEL Laboratories LLC (gel.com)
Chemistry | Radiochemistry | Radiobioassay | Specialty Analytics

Chain of Custody and Analytical Request

GEL Work Order Number: *GEL Project Manager: Erin Trent*

GEL Laboratories, LLC
2040 Savage Road
Charleston, SC 29407
Phone: (843) 556-8171
Fax: (843) 766-1178

1/24/24

Client Name: Georgia Power — Phone # (937-344-6533)
Project/Site Name: Plant Arkwright Ash Pond 3 — Fax: N/A
Address: 241 Ralph McGill Blvd SE, Atlanta, GA 30308
Collected By: Zach Levy, John Myer, Dylan Ripley, Emily Scheiben — Send Results To: jabraham@southernco.com EDD@stantec.com Cassidy.Sutherland@stantec.com

Sample Analysis Requested (5) (Fill in the number of containers for each test)

Sample ID (*For composites - indicate start and stop date/time)	*Date Collected (mm-dd-yy)	*Time Collected (Military) (hhmm)	QC Code (2)	Field Filtered (3)	Sample Matrix (4)	Should this sample be considered: Radioactive (If yes, please supply isotopic info.)	Should this sample be considered: (7) Known or possible Hazards	Total number of containers	NI Ag (App. I) (6020B) DISS	NI Metals App. III (6020B) DISS	Alkalinity (300.0 R2.1)	TDS (SM Method 2540C)	Anions (Cl, Fl, Sulfate) (300.0 Rev. 2.1 1993)	NI Metals App. IV (6020B) DISS	NI RAD 226-228 Cmbd	NI Mercury (7470B) DISS	NI Metals Al, K, Mg, Na, Fe, Mn (6020B) DISS	NI Fe2+/ Mn2+ (6020B) DISS	SA Nitrate/ Nitrite (EPA Method 353.2)	<— Preservative Type (6)
ARK-ARGWA-3	1/24/2024	15:25	N	Y	WG			1										X		
ARK-ARGWA-5	1/24/2024	14:50	N	Y	WG			1										X		
ARK-ARGWA-24	1/24/2024	11:20	N	Y	WG			1										X		

Comments (task code: ARK-CCR-ASSMT-2024S1)

Chain of Custody Signatures

	Relinquished By (Signed)	Print Name	Date	Received by (signed)	Print Name	Date
1	John Myer	Stantec	1/25/2024	1		
2				2		
3				3		

TAT Requested: Normal: X Rush: Specify: (Subject to Surcharge)

Fax Results: [ ] Yes [X] No

Select Deliverable: [ ] C of A [ ] QC Summary [ ] level 1 [X] Level 2 [ ] Level 3 [ ] Level 4

Additional Remarks:

For Lab Receiving Use Only: *Custody Seal Intact?* [ ] *Yes* [ ] *No* ***Cooler Temp:*** ____ °C

> *For sample shipping and delivery details, see Sample Receipt & Review form (SRR.)*

Sample Collection Time Zone: [X] Eastern [ ] Pacific [ ] Central [ ] Mountain [ ] Other:

1.) Chain of Custody Number = Client Determined

2.) QC Codes: **N** = Normal Sample, **TB** = Trip Blank, **FD** = Field Duplicate, **EB** = Equipment Blank, **MS** = Matrix Spike Sample, **MSD** = Matrix Spike Duplicate Sample, **G** = Grab, **C** = Composite

3.) Field Filtered: For liquid matrices, indicate with a - **Y** - for yes the sample was field filtered or - **N** - for sample was not field filtered.

4.) Matrix Codes: **DW**=Drinking Water, **GW**=Groundwater, **SW**=Surface Water, **WW**=Waste Water, **W**=Water, **ML**=Misc Liquid, **SO**=Soil, **SD**=Sediment, **SL**=Sludge, **SS**=Solid Waste, **O**=Oil, **F**=Filter, **P**=Wipe, **U**=Urine, **F**=Fecal, **N**=Nasal

5.) Sample Analysis Requested: Analytical method requested (i.e. **8260B, 6010B/7470A**) and number of containers provided for each (i.e. *8260B* - **3**, *6010B/7470A* - **1**).

6.) Preservative Type: **HA** = Hydrochloric Acid, **NI** = Nitric Acid, **SH** = Sodium Hydroxide, **SA** = Sulfuric Acid, **AA** = Ascorbic Acid, **HX** = Hexane, **ST** = Sodium Thiosulfate, If no preservative is added = leave field blank

Revised on 1/25/2024

7.) KNOWN OR POSSIBLE HAZARDS

RCRA Metals
As = Arsenic **Hg**= Mercury
Ba = Barium **Se**= Selenium
Cd = Cadmium **Ag**= Silver
Cr = Chromium **MR**= Misc. RCRA metals
Pb = Lead

Characteristic Hazards
FL = Flammable/Ignitable
CO = Corrosive
RE = Reactive

TSCA Regulated
PCB = Polychlorinated biphenyls

Listed Waste
LW= Listed Waste
(F,K,P and U-listed wastes.)
Waste code(s):

Other
OT = Other / Unknown
(i.e.. High/low pH, asbestos, beryllium, irritants, other misc. health hazards, etc.)
Description:

Please provide any additional details below regarding handling and/or disposal concerns.
(i.e.: Origin of sample(s), type of site collected from, odd matrices, etc.)

Page: 1 of 1
Project # 175569434
GEL Quote #:
COC Number [1]: 2 Sample Cooler(s)
PO Number: GPC82177-0005

GEL Laboratories LLC 652881 652879
Chemistry | Radiochemistry | Radiobioassay | Specialty Analytics
Chain of Custody and Analytical Request

GEL Laboratories, LLC
2040 Savage Road
Charleston, SC 29407
Phone: (843) 556-8171
Fax: (843) 766-1178

GEL Work Order Number: ***GEL Project Manager: Erin Trent***

Client Name: Georgia Power — Phone # (937-344-6533)
Project/Site Name: Plant Arkwright Ash Pond _3_ — Fax: N/A
Address: 241 Ralph McGill Blvd SE, Atlanta, GA 30308
Collected By: Zach Levy, John Myer, Dylan Tipley, Emily Scheiben
Send Results To: jabraham@southernco.com EDD@stantec.com
Cassidy.Sutherland@stantec.com

Page 1 of 1 SDG: 653087

Sample ID * For composites - indicate start and stop date/time	*Date Collected (mm-dd-yy)	*Time Collected (Military) (hhmm)	QC Code [2]	Field Filtered [3]	Sample Matrix [4]	Should this sample be considered: Radioactive (If yes, please supply isotopic info.)	Should this sample be considered: (7) Known or possible Hazards	Total number of containers	NI Ag (App. I) (6020B)	NI Metals App. III (6020B)	Alkalinity (300.0 R2.1)	TDS (SM Method 2540C)	Anions (Cl, Fl, Sulfate) (300.0 Rev. 2.1 1993)	NI Metals App. IV (6020B)	NI RAD 226-228 Cmbd	NI Mercury (7470B)	NI Metals Al, K, Mg, Na, Fe, Mn (6020B)	NI Fe2+/ Mn2+ (6020B) Field Filtered	SA Nitrate/ Nitrite (EPA Method 353.2)	<-- Preservative Type (6)
ARK-ARGWA-3	1/24/2024	15:25	N	Y	WG			9	X	X	X	X	X	X	X	X	X	X	X	
ARK-ARGWA-5	1/24/2024	14:50	N	Y	WG			9	X	X	X	X	X	X	X	X	X	X	X	
ARK-ARGWA-24	1/24/2024	11:20	N	Y	WG			9	X	X	X	X	X	X	X	X	X	X	X	
ARK-AP3-FD-04	1/24/2024	NA	FD	N	WQ			7		X		X	X	X	X	X			X	
ARK-AP3-EB-04	1/24/2024	15:45	EB	N	WQ			7		X		X	X	X	X	X			X	
ARK-AP3-FB-04	1/24/2024	12:00	FB	N	WQ			7		X		X	X	X	X	X			X	

Sample Analysis Requested [5] (Fill in the number of containers for each test)

Comments (task_code: ARK-CCR-ASSMT-2024S1)

Chain of Custody Signatures

	Relinquished By (Signed)	Print Name	Date	Received by (signed)	Print Name	Date
1		Stantec	1/25/24			1/25/2024
2			1/25/2024			1/25/24 1440
3						

TAT Requested: **Normal:** X **Rush:** ____ **Specify:** ____ **(Subject to Surcharge)**

Fax Results: [ ] Yes [X] No

Select Deliverable: [ ] C of A [ ] QC Summary [ ] level 1 [X] Level 2 [ ] Level 3 [ ] Level 4

Additional Remarks:

For Lab Receiving Use Only: *Custody Seal Intact?* [ ] *Yes* [ ] *No* ***Cooler Temp:*** 2 °C

> ***For sample shipping and delivery details, see Sample Receipt & Review form (SRR.)***

Sample Collection Time Zone : [X] Eastern [ ] Pacific [ ] Central [ ] Mountain [ ] Other:

1.) Chain of Custody Number = Client Determined

2.) QC Codes: **N** = Normal Sample, **TB** = Trip Blank, **FD** = Field Duplicate, **EB** = Equipment Blank, **MS** = Matrix Spike Sample, **MSD** = Matrix Spike Duplicate Sample, **G** = Grab, **C** = Composite

3.) Field Filtered: For liquid matrices, indicate with a **- Y -** for yes the sample was field filtered or **- N -** for sample was not field filtered.

4.) Matrix Codes: **DW**=Drinking Water, **GW**=Groundwater, **SW**=Surface Water, **WW**=Waste Water, **W**=Water, **ML**=Misc Liquid, **SO**=Soil, **SD**=Sediment, **SL**=Sludge, **SS**=Solid Waste, **O**=Oil, **F**=Filter, **P**=Wipe, **U**=Urine, **F**=Fecal, **N**=Nasal

5.) Sample Analysis Requested: Analytical method requested (i.e. **8260B**, **6010B/7470A)** and number of containers provided for each (i.e. *8260B* - **3**, *6010B/7470A* - **1**).

6.) Preservative Type: **HA** = Hydrochloric Acid, **NI** = Nitric Acid, **SH** = Sodium Hydroxide, **SA** = Sulfuric Acid, **AA** = Ascorbic Acid, **HX** = Hexane, **ST** = Sodium Thiosulfate, If no preservative is added = leave field blank

7.) **KNOWN OR POSSIBLE HAZARDS**

RCRA Metals
As = Arsenic **Hg**= Mercury
Ba = Barium **Se**= Selenium
Cd = Cadmium **Ag**= Silver
Cr = Chromium **MR**= Misc. RCRA metals
Pb = Lead

Characteristic Hazards
FL = Flammable/Ignitable
CO = Corrosive
RE = Reactive

TSCA Regulated
PCB = Polychlorinated biphenyls

Listed Waste
LW= Listed Waste
(F,K,P and U-listed wastes.)
Waste code(s):

Other
OT= Other / Unknown
(i.e.: High/low pH, asbestos, beryllium, irritants, other misc. health hazards, etc.)
Description:

Please provide any additional details below regarding handling and/or disposal concerns.
(i.e.: Origin of sample(s), type of site collected from, odd matrices, etc.)

Page: 1 of 1
Project # 175569434
GEL Quote #:
COC Number [1]: 2 Sample Cooler(s)
PO Number: GPC82177-0005

652881

Chain of Custody and Analytical Request

GEL Laboratories LLC
Chemistry | Radiochemistry | Radiobioassay | Specialty Analytics

GEL Work Order Number:

GEL Project Manager: Erin Trent

GEL Laboratories, LLC
2040 Savage Road
Charleston, SC 29407
Phone: (843) 556-8171
Fax: (843) 766-1178

Client Name: Georgia Power — Phone # (937-344-6533)

Project/Site Name: Plant Arkwright Ash Pond _3_ — Fax: N/A

Address: 241 Ralph McGill Blvd SE, Atlanta, GA 30308

Collected By: Zach Levy, John Myer, Dylan Ripley, Emily Scheiben

Send Results To: jabraham@southernco.com EDD@stantec.com
Cassidy.Sutherland@stantec.com

Sample Analysis Requested [5] (Fill in the number of containers for each test)

Sample ID (* For composites - indicate start and stop date/time)	*Date Collected (mm-dd-yy)	*Time Collected (Military) (hhmm)	QC Code [2]	Field Filtered [3]	Sample Matrix [4]	Should this sample be considered: Radioactive (If yes, please supply isotopic info.)	Should this sample be considered: (7) Known or possible Hazards	Total number of containers	NI Ag (App. I) (6020B)	NI Metals App. III (6020B)	Alkalinity (300.0 R2.1)	TDS (SM Method 2540C)	Anions (Cl, Fl, Sulfate) (300.0 Rev. 2.1 1993	NI Metals App. IV (6020B)	NI RAD 226-228 Cmbd	NI Mercury (7470B)	NI Metals Al, K, Mg, Na, Fe, Mn (6020B)	NI Fe2+/ Mn2+ (6020B) Field Filtered	SA Nitrate/ Nitrite (EPA Method 353.2)	<-- Preservative Type (6)
ARK-ARGWA-3	1/24/2024	15:25	N	Y	WG			9	X	X	X	X	X	X	X	X	X	X	X	
ARK-ARGWA-5	1/24/2024	14:50	N	Y	WG			9	X	X	X	X	X	X	X	X	X	X	X	
ARK-ARGWA-24	1/24/2024	11:20	N	Y	WG			9	X	X	X	X	X	X	X	X	X	X	X	
ARK-AP3-FD-04	1/24/2024	NA	FD	N	WQ			7		X		X	X	X	X	X			X	
ARK-AP3-EB-04	1/24/2024	15:45	EB	N	WQ			7		X		X	X	X	X	X			X	
ARK-AP3-FB-04	1/24/2024	12:00	FB	N	WQ			7		X		X	X	X	X	X			X	

Comments (task_code: ARK-CCR-ASSMT-2024S1)

Chain of Custody Signatures

	Relinquished By (Signed)	Print Name	Date	Received by (signed)	Print Name	Date
1		Stantec	1/25/24			1/25/2024
2			1/25/2024			1/25/2024 1446
3						

TAT Requested: Normal: X Rush: ____ Specify: ____ (Subject to Surcharge)

Fax Results: [ ] Yes [X] No

Select Deliverable: [ ] C of A [ ] QC Summary [ ] level 1 [X] Level 2 [ ] Level 3 [ ] Level 4

Additional Remarks:

For Lab Receiving Use Only: *Custody Seal Intact?* [ ] *Yes* [ ] *No* ***Cooler Temp:*** 2 °C

> ***For sample shipping and delivery details, see Sample Receipt & Review form (SRR.)***

Sample Collection Time Zone : [X] Eastern [ ] Pacific [ ] Central [ ] Mountain [ ] Other:

1.) Chain of Custody Number = Client Determined

2.) QC Codes: **N** = Normal Sample, **TB** = Trip Blank, **FD** = Field Duplicate, **EB** = Equipment Blank, **MS** = Matrix Spike Sample, **MSD** = Matrix Spike Duplicate Sample, **G** = Grab, **C** = Composite

3.) Field Filtered: For liquid matrices, indicate with a **- Y -** for yes the sample was field filtered or **- N -** for sample was not field filtered.

4.) Matrix Codes: **DW**=Drinking Water, **GW**=Groundwater, **SW**=Surface Water, **WW**=Waste Water, **W**=Water, **ML**=Misc Liquid, **SO**=Soil, **SD**=Sediment, **SL**=Sludge, **SS**=Solid Waste, **O**=Oil, **F**=Filter, **P**=Wipe, **U**=Urine, **F**=Fecal, **N**=Nasal

5.) Sample Analysis Requested: Analytical method requested (i.e. **8260B, 6010B/7470A)** and number of containers provided for each (i.e. *8260B* - **3**, *6010B/7470A* - **1**).

6.) Preservative Type: **HA** = Hydrochloric Acid, **NI** = Nitric Acid, **SH** = Sodium Hydroxide, **SA** = Sulfuric Acid, **AA** = Ascorbic Acid, **HX** = Hexane, **ST** = Sodium Thiosulfate, If no preservative is added = leave field blank

7.) **KNOWN OR POSSIBLE HAZARDS**

RCRA Metals
As = Arsenic **Hg**= Mercury
Ba = Barium **Se**= Selenium
Cd = Cadmium **Ag**= Silver
Cr = Chromium **MR**= Misc. RCRA metals
Pb = Lead

Characteristic Hazards
FL = Flammable/Ignitable
CO = Corrosive
RE = Reactive

TSCA Regulated
PCB = Polychlorinated biphenyls

Listed Waste
LW= Listed Waste
(F,K,P and U-listed wastes.)
Waste code(s):

Other
OT= Other / Unknown
(i.e.: High/low pH, asbestos, beryllium, irritants, other misc. health hazards, etc.)
Description:

Please provide any additional details below regarding handling and/or disposal concerns.
(i.e.: Origin of sample(s), type of site collected from, odd matrices, etc.)

Page 10 of 12 SDG: 953087

652877 / 652881

GEL | Laboratories LLC

SAMPLE RECEIPT & REVIEW FORM

Client: GPCC	SDG/AR/COC/Work Order:
Received By: QG	Date Received: 1/25/24
Carrier and Tracking Number	Circle Applicable: FedEx Express FedEx Ground UPS Field Services Courier Other

n/a

Suspected Hazard Information	Yes	No	
			*If Net Counts > 100cpm on samples not marked "radioactive", contact the Radiation Safety Group for further investigation.
A)Shipped as a DOT Hazardous?		✓	Hazard Class Shipped: UN#: If UN2910, Is the Radioactive Shipment Survey Compliant? Yes___ No___
B) Did the client designate the samples are to be received as radioactive?		✓	COC notation or radioactive stickers on containers equal client designation.
C) Did the RSO classify the samples as radioactive?		✓	Maximum Net Counts Observed* (Observed Counts - Area Background Counts): 0 CPM / mR/Hr Classified as: Rad 1 Rad 2 Rad 3
D) Did the client designate samples are hazardous?		✓	COC notation or hazard labels on containers equal client designation.
E) Did the RSO identify possible hazards?		✓	If D or E is yes, select Hazards below. PCB's Flammable Foreign Soil RCRA Asbestos Beryllium Other:

	Sample Receipt Criteria	Yes	NA	No	Comments/Qualifiers (Required for Non-Conforming Items)
1	Shipping containers received intact and sealed?	✓			Circle Applicable: Seals broken Damaged container Leaking container Other (describe)
2	Chain of custody documents included with shipment?	✓			Circle Applicable: Client contacted and provided COC COC created upon receipt
3	Samples requiring cold preservation within (0 ≤ 6 deg. C)?*	✓			Preservation Method: Wet Ice Ice Packs Dry ice None Other: *all temperatures are recorded in Celsius TEMP: 2 °C
4	Daily check performed and passed on IR temperature gun?	✓			Temperature Device Serial #: IR1-23 Secondary Temperature Device Serial # (If Applicable):
5	Sample containers intact and sealed?	✓			Circle Applicable: Seals broken Damaged container Leaking container Other (describe)
6	Samples requiring chemical preservation at proper pH?				Sample ID's and Containers Affected: If Preservation added, Lot#:
7	Do any samples require Volatile Analysis?			✓	If Yes, are Encores or Soil Kits present for solids? Yes___ No___ NA___(If yes, take to VOA Freezer) Do liquid VOA vials contain acid preservation? Yes___ No___ NA___(If unknown, select No) Are liquid VOA vials free of headspace? Yes___ No___ NA___ Sample ID's and containers affected:
8	Samples received within holding time?	✓			ID's and tests affected:
9	Sample ID's on COC match ID's on bottles?	✓			ID's and containers affected:
10	Date & time on COC match date & time on bottles?	✓			Circle Applicable: No dates on containers No times on containers COC missing info Other (describe)
11	Number of containers received match number indicated on COC?	✓			Circle Applicable: No container count on COC Other (describe)
12	Are sample containers identifiable as GEL provided by use of GEL labels?	✓			
13	COC form is properly signed in relinquished/received sections?	✓			Circle Applicable: Not relinquished Other (describe)

Comments (Use Continuation Form if needed):

PM (or PMA) review: Initials WJ Date 1/26/24 Page 1 of 1

Page: 1 of 2
Project # 175569434
GEL Quote #:
COC Number (1): 5 Sample Cooler(s)
PO Number: GPC82177-0005

GEL Laboratories LLC 653087 653088
Chemistry | Radiochemistry | Radiobioassay | Specialty Analytes
Chain of Custody and Analytical Request
GEL Work Order Number: *GEL Project Manager: Erin Trent*

GEL Laboratories, LLC
2040 Savage Road
Charleston, SC 29407
Phone: (843) 556-8171
Fax: (843) 766-1178

Page 1 of 2 653087

Client Name: Georgia Power — Phone # (937-344-6533)
Project/Site Name: Plant Arkwright Ash Pond 3 — Fax: N/A
Address: 241 Ralph McGill Blvd SE, Atlanta, GA 30308
Collected By: Zach Levy, John Myer, Dylan Ripley, Emily Scheiben
Send Results To: jabraham@southernco.com EDD@stantec.com Cassidy.Sutherland@stantec.com

Sample Analysis Requested (5) (Fill in the number of containers for each test)

Sample ID (* For composites - indicate start and stop date/time)	*Date Collected (mm-dd-yy)	*Time Collected (Military) (hhmm)	QC Code (2)	Field Filtered (3)	Sample Matrix (4)	Should this sample be considered: Radioactive (If yes, please supply isotopic info.)	Should this sample be considered: (7) Known or possible Hazards	Total number of containers	Ag (App. I) (6020B)_DISS NI	Metals App. III (6020B)_DISS NI	Alkalinity (300.0 R2.1)	TDS (SM Method 2540C)	Anions (Cl, Fl, Sulfate) (300.0 Rev. 2.1 1993)	Metals App. IV (6020B)_DISS NI	RAD 226-228 Cmbd NI	Mercury (7470B)_DISS NI	Metals Al, K, Mg, Na, Fe, Mn (6020B)_DISS NI	Fe2+/ Mn2+ (6020B)_DISS NI	Nitrate/ Nitrite (EPA Method 353.2) SA	<-- Preservative Type (6)
ARK-ARAMW-4	1/25/2024	9:25	N	N	WG			8	X	X	X	X	X	X	X	X	X		X	
ARK-ARGWC-7	1/25/2024	13:15	N	N	WG			8	X	X	X	X	X	X	X	X	X		X	
ARK-ARGWC-8	1/25/2024	14:50	N	N	WG			8	X	X	X	X	X	X	X	X	X		X	
ARK-ARGWC-9	1/25/2024	12:45	N	N	WG			8	X	X	X	X	X	X	X	X	X		X	
ARK-ARGWC-10	1/25/2024	13:35	N	N	WG			8	X	X	X	X	X	X	X	X	X		X	
ARK-ARGWA-12	1/25/2024	15:30	N	N	WG			8	X	X	X	X	X	X	X	X	X		X	
ARK-ARGWA-13	1/25/2024	9:50	N	N	WG			8	X	X	X	X	X	X	X	X	X		X	
ARK-ARGWC-16	1/25/2024	12:40	N	N	WG			8	X	X	X	X	X	X	X	X	X		X	
ARK-ARGWC-17	1/25/2024	11:10	N	N	WG			8	X	X	X	X	X	X	X	X	X		X	
ARK-ARGWC-18	1/25/2024	10:50	N	N	WG			8	X	X	X	X	X	X	X	X	X		X	

Comments (task_code: ARK-CCR-ASSMT-2024S1)

Chain of Custody Signatures

	Relinquished By (Signed)	Print Name	Date	Received by (signed)	Print Name	Date
1	[signature]	Stantec	1-26-24	[signature]		1/24/2024
2				[signature]	Emily Mahon	1/24/24 1310
3				3		

TAT Requested: Normal: X Rush: ____ Specify: ____ (Subject to Surcharge)

Fax Results: [ ] Yes [X] No

Select Deliverable: [ ] C of A [ ] QC Summary [ ] level 1 [X] Level 2 [ ] Level 3 [ ] Level 4

Additional Remarks:

For Lab Receiving Use Only: *Custody Seal Intact?* [ ] Yes [ ] No ***Cooler Temp:*** ____ °C

> ***For sample shipping and delivery details, see Sample Receipt & Review form (SRR.)***

Sample Collection Time Zone : [X] Eastern [ ] Pacific [ ] Central [ ] Mountain [ ] Other:

1.) Chain of Custody Number = Client Determined

2.) QC Codes: **N** = Normal Sample, **TB** = Trip Blank, **FD** = Field Duplicate, **EB** = Equipment Blank, **MS** = Matrix Spike Sample, **MSD** = Matrix Spike Duplicate Sample, **G** = Grab, **C** = Composite

3.) Field Filtered: For liquid matrices, indicate with a **- Y -** for yes the sample was field filtered or **- N -** for sample was not field filtered.

4.) Matrix Codes: **DW**=Drinking Water, **GW**=Groundwater, **SW**=Surface Water, **WW**=Waste Water, **W**=Water, **ML**=Misc Liquid, **SO**=Soil, **SD**=Sediment, **SL**=Sludge, **SS**=Solid Waste, **O**=Oil, **F**=Filter, **P**=Wipe, **U**=Urine, **F**=Fecal, **N**=Nasal

5.) Sample Analysis Requested: Analytical method requested (i.e. **8260B**, **6010B/7470A**) and number of containers provided for each (i.e. *8260B* - **3**, *6010B/7470A* - **1**).

6.) Preservative Type: **HA** = Hydrochloric Acid, **NI** = Nitric Acid, **SH** = Sodium Hydroxide, **SA** = Sulfuric Acid, **AA** = Ascorbic Acid, **HX** = Hexane, **ST** = Sodium Thiosulfate, If no preservative is added = leave field blank

7.) **KNOWN OR POSSIBLE HAZARDS**

RCRA Metals
As = Arsenic **Hg**= Mercury
Ba = Barium **Se**= Selenium
Cd = Cadmium **Ag**= Silver
Cr = Chromium **MR**= Misc. RCRA metals
Pb = Lead

Characteristic Hazards
FL = Flammable/Ignitable
CO = Corrosive
RE = Reactive

TSCA Regulated
PCB = Polychlorinated biphenyls

Listed Waste
LW= Listed Waste
(F,K,P and U-listed wastes.)
Waste code(s):

Other
OT= Other / Unknown
(i.e.: High/low pH, asbestos, beryllium, irritants, other misc. health hazards, etc.)
Description:

Please provide any additional details below regarding handling and/or disposal concerns.
(i.e.: Origin of sample(s), type of site collected from, odd matrices, etc.)

Page: 2 of 2
Project # 175569434
GEL Quote #:
COC Number (1): 5 Sample Cooler(s)
PO Number: GPC82177-0005

Chain of Custody and Analytical Request

GEL Work Order Number: **GEL Project Manager: Erin Trent**

GEL Laboratories, LLC
2040 Savage Road
Charleston, SC 29407
Phone: (843) 556-8171
Fax: (843) 766-1178

Client Name: Georgia Power Phone # (937-344-6533)

Project/Site Name: Plant Arkwright Ash Pond 3 Fax: N/A

Address: 241 Ralph McGill Blvd SE, Atlanta, GA 30308

Collected By: Zach Levy, John Myer, Emily Scheiben

Send Results To: jabraham@southernco.com EDD@stantec.com
Cassidy.Sutherland@stantec.com

Sample Analysis Requested (5) (Fill in the number of containers for each test)

Sample ID (* For composites - indicate start and stop date/time)	*Date Collected (mm-dd-yy)	*Time Collected (Military) (hhmm)	QC Code (2)	Field Filtered (3)	Sample Matrix (4)	Should this sample be considered: Radioactive (If yes, please supply isotopic info.)	Should this sample be considered: (7) Known or possible Hazards	Total number of containers	NI Ag (App. I) (6020B)_DISS	NI Metals App. III (6020B)_DISS	Alkalinity (300.0 R2.1)	TDS (SM Method 2540C)	Anions (Cl, Fl, Sulfate) (300.0 Rev. 2.1 1993	NI Metals App. IV (6020B)_DISS	NI RAD 226-228 Cmbd	NI Mercury (7470B)_DISS	NI Metals Al, K, Mg, Na, Fe, Mn (6020B)_DISS	NI Fe2+/ Mn2+ (6020B)_DISS	SA Nitrate/ Nitrite (EPA Method 353.2)	<-- Preservative Type (6) Comments (task_code: ARK-CCR-ASSMT-2024S1)
ARK-ARGWA-14	1/24/2024	14:15	N	N	WG			7	X	X	X	X	X	X	X	X	X		X	Sampled within 24 h; Filled 2 of 3 RAD containers; RAD, Alk, N on 1/25/2024
ARK-ARGWC-15	1/25/2024	15:30	N	N	WG			8	X	X	X	X	X	X	X	X	X		X	
ARK-AP3-EB-05	1/25/2024	11:15	EB	N	WQ			7		X		X	X	X	X	X			X	
ARK-AP3-FB-05	1/25/2024	10:30	FB	N	WQ			7		X		X	X	X	X	X			X	
ARK-AP3-FD-05	1/25/2024	NA	FD	N	WQ			7		X		X	X	X	X	X			X	

Chain of Custody Signatures

	Relinquished By (Signed)	Print Name	Date	Received by (signed)	Print Name	Date
1		Stantec	1-26-24			1/26/2024
2						1/26/24 1310
3				3		

TAT Requested: **Normal:** X **Rush:** _____ **Specify:** _____ **(Subject to Surcharge)**

Fax Results: [ ] Yes [X] No

Select Deliverable: [ ] C of A [ ] QC Summary [ ] level 1 [X] Level 2 [ ] Level 3 [ ] Level 4

Additional Remarks:

For Lab Receiving Use Only: *Custody Seal Intact?* [ ] *Yes* [ ] *No* ***Cooler Temp:*** _____ *°C*

> ***For sample shipping and delivery details, see Sample Receipt & Review form (SRR.)***

Sample Collection Time Zone : [X] Eastern [ ] Pacific [ ] Central [ ] Mountain [ ] Other:

1.) Chain of Custody Number = Client Determined

2.) QC Codes: **N** = Normal Sample, **TB** = Trip Blank, **FD** = Field Duplicate, **EB** = Equipment Blank, **MS** = Matrix Spike Sample, **MSD** = Matrix Spike Duplicate Sample, **G** = Grab, **C** = Composite

3.) Field Filtered: For liquid matrices, indicate with a - **Y** - for yes the sample was field filtered or - **N** - for sample was not field filtered.

4.) Matrix Codes: **DW**=Drinking Water, **GW**=Groundwater, **SW**=Surface Water, **WW**=Waste Water, **W**=Water, **ML**=Misc Liquid, **SO**=Soil, **SD**=Sediment, **SL**=Sludge, **SS**=Solid Waste, **O**=Oil, **F**=Filter, **P**=Wipe, **U**=Urine, **F**=Fecal, **N**=Nasal

5.) Sample Analysis Requested: Analytical method requested (i.e. **8260B**, **6010B/7470A**) and number of containers provided for each (i.e. *8260B* - **3**, *6010B/7470A* - **1**).

6.) Preservative Type: **HA** = Hydrochloric Acid, **NI** = Nitric Acid, **SH** = Sodium Hydroxide, **SA** = Sulfuric Acid, **AA** = Ascorbic Acid, **HX** = Hexane, **ST** = Sodium Thiosulfate, If no preservative is added = leave field blank

7.) **KNOWN OR POSSIBLE HAZARDS**

RCRA Metals
As = Arsenic **Hg**= Mercury
Ba = Barium **Se**= Selenium
Cd = Cadmium **Ag**= Silver
Cr = Chromium **MR**= Misc. RCRA metals
Pb = Lead

Characteristic Hazards
FL = Flammable/Ignitable
CO = Corrosive
RE = Reactive

TSCA Regulated
PCB = Polychlorinated biphenyls

Listed Waste
LW= Listed Waste
(F,K,P and U-listed wastes.)
Waste code(s):

Other
OT= Other / Unknown
(i.e.: High/low pH, asbestos, beryllium, irritants, other misc. health hazards, etc.)
Description:

Please provide any additional details below regarding handling and/or disposal concerns.
(i.e.: Origin of sample(s), type of site collected from, odd matrices, etc.)

Page 1 of 1 SDG: 53087

653087
653087

GEL Laboratories LLC

SAMPLE RECEIPT & REVIEW FORM

Client: GRCC	SDG/AR/COC/Work Order:
Received By: CLM	Date Received: 1/26/24
Carrier and Tracking Number	Circle Applicable: FedEx Express FedEx Ground UPS Field Services Courier Other Cooler 1 - 0° 3 - 1° 5 - 1° 2 - 0° 4 - 1°

Suspected Hazard Information	Yes	No	*If Net Counts > 100cpm on samples not marked "radioactive", contact the Radiation Safety Group for further investigation.
A) Shipped as a DOT Hazardous?		✓	Hazard Class Shipped: UN#: If UN2910, Is the Radioactive Shipment Survey Compliant? Yes___ No___
B) Did the client designate the samples are to be received as radioactive?		✓	COC notation or radioactive stickers on containers equal client designation.
C) Did the RSO classify the samples as radioactive?		✓	Maximum Net Counts Observed* (Observed Counts - Area Background Counts): 0 CPM / mR/Hr Classified as: Rad 1 Rad 2 Rad 3
D) Did the client designate samples are hazardous?		✓	COC notation or hazard labels on containers equal client designation.
E) Did the RSO identify possible hazards?		✓	If D or E is yes, select Hazards below. PCB's Flammable Foreign Soil RCRA Asbestos Beryllium Other:

	Sample Receipt Criteria	Yes	NA	No	Comments/Qualifiers (Required for Non-Conforming Items)
1	Shipping containers received intact and sealed?	✓			Circle Applicable: Seals broken Damaged container Leaking container Other (describe)
2	Chain of custody documents included with shipment?	✓			Circle Applicable: Client contacted and provided COC COC created upon receipt
3	Samples requiring cold preservation within (0 ≤ 6 deg. C)?*	✓			Preservation Method: (Wet Ice) Ice Packs Dry ice None Other: *all temperatures are recorded in Celsius TEMP: See above with cooler
4	Daily check performed and passed on IR temperature gun?	✓			Temperature Device Serial #: IR8-23 Secondary Temperature Device Serial # (If Applicable):
5	Sample containers intact and sealed?	✓			Circle Applicable: Seals broken Damaged container Leaking container Other (describe)
6	Samples requiring chemical preservation at proper pH?	✓			Sample ID's and Containers Affected: If Preservation added, Lot#:
7	Do any samples require Volatile Analysis?			✓	If Yes, are Encores or Soil Kits present for solids? Yes___ No___ NA___ (If yes, take to VOA Freezer) Do liquid VOA vials contain acid preservation? Yes___ No___ NA___ (If unknown, select No) Are liquid VOA vials free of headspace? Yes___ No___ NA___ Sample ID's and containers affected:
8	Samples received within holding time?	✓			ID's and tests affected:
9	Sample ID's on COC match ID's on bottles?	✓			ID's and containers affected:
10	Date & time on COC match date & time on bottles?	✓			Circle Applicable: No dates on containers No times on containers COC missing info Other (describe)
11	Number of containers received match number indicated on COC?	✓			Circle Applicable: No container count on COC Other (describe)
12	Are sample containers identifiable as GEL provided by use of GEL labels?	✓			
13	COC form is properly signed in relinquished/received sections?	✓			Circle Applicable: Not relinquished Other (describe)

Comments (Use Continuation Form if needed):

#1 of the Sample ID: ARK-ARGWA-14 plastic 1,000 (Radiochem) was a little over half full.

PM (or PMA) review: Initials AT Date 1/29/24 Page 1 of 1

GL-CHL-SR-001 Rev 7

List of current GEL Certifications as of 07 February 2024

State	Certification
Alabama	42200
Alaska	17-018
Alaska Drinking Water	SC00012
Arkansas	88-00651
CLIA	42D0904046
California	2940
Colorado	SC00012
Connecticut	PH-0169
DoD ELAP/ ISO17025 A2LA	2567.01
Florida NELAP	E87156
Foreign Soils Permit	P330-15-00283, P330-15-00253
Georgia	SC00012
Georgia SDWA	967
Hawaii	SC00012
Idaho	SC00012
Illinois NELAP	200029
Indiana	C-SC-01
Kansas NELAP	E-10332
Kentucky SDWA	KY90129
Kentucky Wastewater	KY90129
Louisiana Drinking Water	LA024
Louisiana NELAP	03046 (AI33904)
Maine	2023019
Maryland	270
Massachusetts	M-SC012
Massachusetts PFAS Approv	Letter
Michigan	9976
Mississippi	SC00012
Nebraska	NE-OS-26-13
Nevada	SC000122024-05
New Hampshire NELAP	2054
New Jersey NELAP	SC002
New Mexico	SC00012
New York NELAP	11501
North Carolina	233
North Carolina SDWA	45709
North Dakota	R-158
Oklahoma	2023-152
Pennsylvania NELAP	68-00485
Puerto Rico	SC00012
S. Carolina Radiochem	10120002
Sanitation Districts of L	9255651
South Carolina Chemistry	10120001
Tennessee	TN 02934
Texas NELAP	T104704235-23-21
Utah NELAP	SC000122023-38
Vermont	VT87156
Virginia NELAP	460202
Washington	C780

GEL Laboratories LLC
a member of The GEL Group INC

2040 Savage Road | Charleston, SC 29407
843.556.8171
gel.com

February 22, 2024

Joju Abraham
Georgia Power Company, Southern Company
241 Ralph McGill Blvd NE, Bin 10160
Atlanta, Georgia 30308

Re: Arkwright CCR Groundwater Compliance AP3-R
Work Orders: 653088 and 652881

Dear Joju Abraham:

GEL Laboratories, LLC (GEL) appreciates the opportunity to provide the enclosed analytical results for the sample(s) we received on January 25, 2024 and January 26, 2024. This original data report has been prepared and reviewed in accordance with GEL's standard operating procedures.

The samples were delivered with proper chain of custody documentation and signatures. All sample containers arrived without any visible signs of tampering or breakage. One of the plastic 1000 mL containers for radiochemistry was received with only half volume. *653088011(ARK-ARGWA-14)*. The laboratory received the following sample(s):

Laboratory ID	Client ID	Matrix	Date Collected	Date Recieved
652881001	ARK-ARGWA-3	Ground Water	24/01/24 15:25	25/01/24 14:40
652881002	ARK-ARGWA-5	Ground Water	24/01/24 14:50	25/01/24 14:40
652881003	ARK-ARGWA-24	Ground Water	24/01/24 11:20	25/01/24 14:40
652881004	ARK-AP3-FD-04	Ground Water	24/01/24 12:00	25/01/24 14:40
652881005	ARK-AP3-EB-04	Water	24/01/24 15:45	25/01/24 14:40
652881006	ARK-AP3-FB-04	Water	24/01/24 12:00	25/01/24 14:40
653088001	ARK-ARAMW-4	Ground Water	25/01/24 09:25	26/01/24 13:10
653088002	ARK-ARGWC-7	Ground Water	25/01/24 13:15	26/01/24 13:10
653088003	ARK-ARGWC-8	Ground Water	25/01/24 14:50	26/01/24 13:10
653088004	ARK-ARGWC-9	Ground Water	25/01/24 12:45	26/01/24 13:10
653088005	ARK-ARGWC-10	Ground Water	25/01/24 13:35	26/01/24 13:10
653088006	ARK-ARGWA-12	Ground Water	25/01/24 15:30	26/01/24 13:10
653088007	ARK-ARGWA-13	Ground Water	25/01/24 09:50	26/01/24 13:10
653088008	ARK-ARGWC-16	Ground Water	25/01/24 12:40	26/01/24 13:10
653088009	ARK-ARGWC-17	Ground Water	25/01/24 11:10	26/01/24 13:10
653088010	ARK-ARGWC-18	Ground Water	25/01/24 10:50	26/01/24 13:10

653088011	ARK-ARGWA-14	Ground Water	24/01/24 14:15	26/01/24 13:10
653088012	ARK-ARGWC-15	Ground Water	25/01/24 15:30	26/01/24 13:10
653088013	ARK-AP3-EB-05	Ground Water	25/01/24 11:15	26/01/24 13:10
653088014	ARK-AP3-FB-05	Ground Water	25/01/24 10:30	26/01/24 13:10
653088015	ARK-AP3-FD-05	Ground Water	25/01/24 12:00	26/01/24 13:10

Test results for NELAP or ISO 17025 accredited tests are verified to meet the requirements of those standards, with any exceptions noted. The results reported relate only to the items tested and to the sample as received by the laboratory. These results may not be reproduced except as full reports without approval by the laboratory. Copies of GEL's accreditations and certifications can be found on our website at www.gel.com.

Prep Methods and Prep Dates

Not Applicable

Analysis Methods and Analysis Dates

Method	Run Date ID
Calculation	21-FEB-2024
Calculation	22-FEB-2024
EPA 903.1 Modified	01-FEB-2024
EPA 903.1 Modified	21-FEB-2024
EPA 904.0/SW846 9320 Modified	20-FEB-2024
EPA 904.0/SW846 9320 Modified	21-FEB-2024

Our policy is to provide high quality, personalized analytical services to enable you to meet your analytical needs on time every time. We trust that you will find everything in order and to your satisfaction. If you have any questions, please do not hesitate to call me at (843) 556-8171, ext. 4504.

Sincerely,

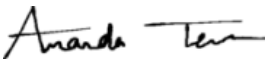

Amanda Turner for
Erin Trent
Project Manager

Purchase Order: GPC82177-0005
Enclosures

GEL LABORATORIES LLC
2040 Savage Road Charleston SC 29407 - (843) 556-8171 - www.gel.com

Certificate of Analysis Report
for

GPCC001 Georgia Power Company

Client SDG: 652881 GEL Work Order: 652881

The Qualifiers in this report are defined as follows:

* A quality control analyte recovery is outside of specified acceptance criteria

** Analyte is a Tracer compound

** Analyte is a surrogate compound

U Analyte was analyzed for, but not detected above the MDL, MDA, MDC or LOD.

Where the analytical method has been performed under NELAP certification, the analysis has met all of the requirements of the NELAC standard unless qualified on the Certificate of Analysis.

The designation ND, if present, appears in the result column when the analyte concentration is not detected above the limit as defined in the 'U' qualifier above.

This data report has been prepared and reviewed in accordance with GEL Laboratories LLC standard operating procedures. Please direct any questions to your Project Manager, Erin Trent.

Reviewed by Amanda Tenn

GEL LABORATORIES LLC
2040 Savage Road Charleston SC 29407 - (843) 556-8171 - www.gel.com

Certificate of Analysis Report
for

GPCC001 Georgia Power Company

Client SDG: 653088 GEL Work Order: 653088

The Qualifiers in this report are defined as follows:

* A quality control analyte recovery is outside of specified acceptance criteria

** Analyte is a Tracer compound

** Analyte is a surrogate compound

U Analyte was analyzed for, but not detected above the MDL, MDA, MDC or LOD.

Where the analytical method has been performed under NELAP certification, the analysis has met all of the requirements of the NELAC standard unless qualified on the Certificate of Analysis.

The designation ND, if present, appears in the result column when the analyte concentration is not detected above the limit as defined in the 'U' qualifier above.

This data report has been prepared and reviewed in accordance with GEL Laboratories LLC standard operating procedures. Please direct any questions to your Project Manager, Erin Trent.

Reviewed by Amanda Tenn

GEL LABORATORIES LLC
2040 Savage Road Charleston SC 29407 - (843) 556-8171 - www.gel.com

Certificate of Analysis

Company : Georgia Power Company, Southern
Address : Company
241 Ralph McGill Blvd NE, Bin 10160

Atlanta, Georgia 30308 Report Date: February 22, 2024

Contact: Joju Abraham

Project: Arkwright CCR Groundwater ComplianceAP3-R

Client Sample ID: ARK-ARAMW-4
Sample ID: 653088001
Matrix: WG
Collect Date: 25-JAN-24
Receive Date: 26-JAN-24
Collector: Client

Project: GPCC00100
Client ID: GPCC001

Parameter	Qualifier	Result	Uncertainty	MDC	TPU	RL	Units	PF	DF	Analyst	Date	Time	Batch	Mtd.
Rad Gas Flow Proportional Counting														
GFPC Ra228, Liquid "As Received"														
Radium-228	U	0.423	+/-1.04	1.85	+/-1.04	3.00	pCi/L			JE1	02/21/24	1133	2563672	1
Radium-226+Radium-228 Calculation "See Parent Products"														
Radium-226+228 Sum	U	1.05	+/-1.15	1.85	+/-1.16		pCi/L			NXL1	02/22/24	1141	2570119	2
Rad Radium-226														
Lucas Cell, Ra226, Liquid "As Received"														
Radium-226	U	0.630	+/-0.499	0.699	+/-0.509	1.00	pCi/L			LXP1	02/21/24	0911	2559527	3

The following Analytical Methods were performed

Method	Description
1	EPA 904.0/SW846 9320 Modified
2	Calculation
3	EPA 903.1 Modified

Surrogate/Tracer Recovery	Test	Batch ID	Recovery%	Acceptable Limits
Barium-133 Tracer	GFPC Ra228, Liquid "As Received"	2563672	82.4	(15%-125%)

Notes:

The MDC is a sample specific MDC.
TPU and Counting Uncertainty are calculated at the 95% confidence level (1.96-sigma).

Column headers are defined as follows:

DF: Dilution Factor
DL: Detection Limit
Lc/LC: Critical Level
MDA: Minimum Detectable Activity
MDC: Minimum Detectable Concentration
Mtd.: Method
PF: Prep Factor
RL: Reporting Limit
TPU: Total Propagated Uncertainty

GEL LABORATORIES LLC
2040 Savage Road Charleston SC 29407 - (843) 556-8171 - www.gel.com

Certificate of Analysis

Company : Georgia Power Company, Southern
Address : Company
241 Ralph McGill Blvd NE, Bin 10160

Atlanta, Georgia 30308 Report Date: February 22, 2024

Contact: Joju Abraham

Project: Arkwright CCR Groundwater ComplianceAP3-R

Client Sample ID: ARK-ARGWC-7
Sample ID: 653088002
Matrix: WG
Collect Date: 25-JAN-24
Receive Date: 26-JAN-24
Collector: Client

Project: GPCC00100
Client ID: GPCC001

Parameter	Qualifier	Result	Uncertainty	MDC	TPU	RL	Units	PF	DF	Analyst	Date	Time	Batch	Mtd.
Rad Gas Flow Proportional Counting														
GFPC Ra228, Liquid "As Received"														
Radium-228	U	0.000	+/-1.30	2.42	+/-1.30	3.00	pCi/L			JE1	02/21/24	1133	2563672	1
Radium-226+Radium-228 Calculation "See Parent Products"														
Radium-226+228 Sum	U	0.388	+/-1.34	2.42	+/-1.34		pCi/L			NXL1	02/22/24	1141	2570119	2
Rad Radium-226														
Lucas Cell, Ra226, Liquid "As Received"														
Radium-226		0.388	+/-0.293	0.362	+/-0.306	1.00	pCi/L			LXP1	02/21/24	0911	2559527	3

The following Analytical Methods were performed

Method	Description
1	EPA 904.0/SW846 9320 Modified
2	Calculation
3	EPA 903.1 Modified

Surrogate/Tracer Recovery	Test	Batch ID	Recovery%	Acceptable Limits
Barium-133 Tracer	GFPC Ra228, Liquid "As Received"	2563672	80.2	(15%-125%)

Notes:

The MDC is a sample specific MDC.
TPU and Counting Uncertainty are calculated at the 95% confidence level (1.96-sigma).

Column headers are defined as follows:

DF: Dilution Factor
DL: Detection Limit
Lc/LC: Critical Level
MDA: Minimum Detectable Activity
MDC: Minimum Detectable Concentration
Mtd.: Method
PF: Prep Factor
RL: Reporting Limit
TPU: Total Propagated Uncertainty

GEL LABORATORIES LLC
2040 Savage Road Charleston SC 29407 - (843) 556-8171 - www.gel.com

Certificate of Analysis

Company : Georgia Power Company, Southern
Address : Company
241 Ralph McGill Blvd NE, Bin 10160

Atlanta, Georgia 30308 Report Date: February 22, 2024

Contact: Joju Abraham

Project: Arkwright CCR Groundwater ComplianceAP3-R

Client Sample ID: ARK-ARGWC-8 Project: GPCC00100
Sample ID: 653088003 Client ID: GPCC001
Matrix: WG
Collect Date: 25-JAN-24
Receive Date: 26-JAN-24
Collector: Client

Parameter	Qualifier	Result	Uncertainty	MDC	TPU	RL	Units	PF	DF	Analyst	Date	Time	Batch	Mtd.
Rad Gas Flow Proportional Counting														
GFPC Ra228, Liquid "As Received"														
Radium-228	U	1.78	+/-1.20	1.87	+/-1.29	3.00	pCi/L			JE1	02/21/24	1133	2563672	1
Radium-226+Radium-228 Calculation "See Parent Products"														
Radium-226+228 Sum		1.96	+/-1.23	1.87	+/-1.32		pCi/L			NXL1	02/22/24	1141	2570119	2
Rad Radium-226														
Lucas Cell, Ra226, Liquid "As Received"														
Radium-226	U	0.176	+/-0.266	0.472	+/-0.269	1.00	pCi/L			LXP1	02/21/24	0911	2559527	3

The following Analytical Methods were performed

Method	Description
1	EPA 904.0/SW846 9320 Modified
2	Calculation
3	EPA 903.1 Modified

Surrogate/Tracer Recovery	Test	Batch ID	Recovery%	Acceptable Limits
Barium-133 Tracer	GFPC Ra228, Liquid "As Received"	2563672	79.5	(15%-125%)

Notes:

The MDC is a sample specific MDC.
TPU and Counting Uncertainty are calculated at the 95% confidence level (1.96-sigma).

Column headers are defined as follows:

DF: Dilution Factor
DL: Detection Limit
Lc/LC: Critical Level
MDA: Minimum Detectable Activity
MDC: Minimum Detectable Concentration
Mtd.: Method
PF: Prep Factor
RL: Reporting Limit
TPU: Total Propagated Uncertainty

GEL LABORATORIES LLC
2040 Savage Road Charleston SC 29407 - (843) 556-8171 - www.gel.com

Certificate of Analysis

Company : Georgia Power Company, Southern
Address : Company
241 Ralph McGill Blvd NE, Bin 10160

Atlanta, Georgia 30308 Report Date: February 22, 2024

Contact: Joju Abraham

Project: Arkwright CCR Groundwater ComplianceAP3-R

Client Sample ID: ARK-ARGWC-9 Project: GPCC00100
Sample ID: 653088004 Client ID: GPCC001
Matrix: WG
Collect Date: 25-JAN-24
Receive Date: 26-JAN-24
Collector: Client

Parameter	Qualifier	Result	Uncertainty	MDC	TPU	RL	Units	PF	DF	Analyst	Date	Time	Batch	Mtd.
Rad Gas Flow Proportional Counting														
GFPC Ra228, Liquid "As Received"														
Radium-228	U	0.154	+/-0.880	1.63	+/-0.880	3.00	pCi/L			JE1	02/21/24	1134	2563672	1
Radium-226+Radium-228 Calculation "See Parent Products"														
Radium-226+228 Sum	U	0.921	+/-0.994	1.63	+/-1.00		pCi/L			NXL1	02/22/24	1141	2570119	2
Rad Radium-226														
Lucas Cell, Ra226, Liquid "As Received"														
Radium-226		0.768	+/-0.462	0.547	+/-0.477	1.00	pCi/L			LXP1	02/21/24	0911	2559527	3

The following Analytical Methods were performed

Method	Description
1	EPA 904.0/SW846 9320 Modified
2	Calculation
3	EPA 903.1 Modified

Surrogate/Tracer Recovery	Test	Batch ID	Recovery%	Acceptable Limits
Barium-133 Tracer	GFPC Ra228, Liquid "As Received"	2563672	82.3	(15%-125%)

Notes:

The MDC is a sample specific MDC.
TPU and Counting Uncertainty are calculated at the 95% confidence level (1.96-sigma).

Column headers are defined as follows:

DF: Dilution Factor
DL: Detection Limit
Lc/LC: Critical Level
MDA: Minimum Detectable Activity
MDC: Minimum Detectable Concentration
Mtd.: Method
PF: Prep Factor
RL: Reporting Limit
TPU: Total Propagated Uncertainty

GEL LABORATORIES LLC
2040 Savage Road Charleston SC 29407 - (843) 556-8171 - www.gel.com

Certificate of Analysis

Company : Georgia Power Company, Southern
Address : Company
241 Ralph McGill Blvd NE, Bin 10160

Atlanta, Georgia 30308 Report Date: February 22, 2024

Contact: Joju Abraham

Project: Arkwright CCR Groundwater ComplianceAP3-R

Client Sample ID: ARK-ARGWC-10 Project: GPCC00100
Sample ID: 653088005 Client ID: GPCC001
Matrix: WG
Collect Date: 25-JAN-24
Receive Date: 26-JAN-24
Collector: Client

Parameter	Qualifier	Result	Uncertainty	MDC	TPU	RL	Units	PF	DF	Analyst	Date	Time	Batch	Mtd.
Rad Gas Flow Proportional Counting														
GFPC Ra228, Liquid "As Received"														
Radium-228	U	0.672	+/-1.09	1.90	+/-1.11	3.00	pCi/L			JE1	02/21/24	1134	2563672	1
Radium-226+Radium-228 Calculation "See Parent Products"														
Radium-226+228 Sum	U	0.699	+/-1.11	1.90	+/-1.12		pCi/L			NXL1	02/22/24	1141	2570119	2
Rad Radium-226														
Lucas Cell, Ra226, Liquid "As Received"														
Radium-226	U	0.0278	+/-0.181	0.442	+/-0.181	1.00	pCi/L			LXP1	02/21/24	0911	2559527	3

The following Analytical Methods were performed

Method	Description
1	EPA 904.0/SW846 9320 Modified
2	Calculation
3	EPA 903.1 Modified

Surrogate/Tracer Recovery	Test	Batch ID	Recovery%	Acceptable Limits
Barium-133 Tracer	GFPC Ra228, Liquid "As Received"	2563672	75.4	(15%-125%)

Notes:

The MDC is a sample specific MDC.
TPU and Counting Uncertainty are calculated at the 95% confidence level (1.96-sigma).

Column headers are defined as follows:

DF: Dilution Factor
DL: Detection Limit
Lc/LC: Critical Level
MDA: Minimum Detectable Activity
MDC: Minimum Detectable Concentration
Mtd.: Method
PF: Prep Factor
RL: Reporting Limit
TPU: Total Propagated Uncertainty

GEL LABORATORIES LLC
2040 Savage Road Charleston SC 29407 - (843) 556-8171 - www.gel.com

Certificate of Analysis

Company : Georgia Power Company, Southern
Address : Company
241 Ralph McGill Blvd NE, Bin 10160

Atlanta, Georgia 30308 Report Date: February 22, 2024

Contact: Joju Abraham

Project: Arkwright CCR Groundwater ComplianceAP3-R

Client Sample ID: ARK-ARGWA-12 Project: GPCC00100
Sample ID: 653088006 Client ID: GPCC001
Matrix: WG
Collect Date: 25-JAN-24
Receive Date: 26-JAN-24
Collector: Client

Parameter	Qualifier	Result	Uncertainty	MDC	TPU	RL	Units	PF	DF	Analyst	Date	Time	Batch	Mtd.
Rad Gas Flow Proportional Counting														
GFPC Ra228, Liquid "As Received"														
Radium-228	U	0.828	+/-0.899	1.50	+/-0.924	3.00	pCi/L			JE1	02/21/24	1134	2563672	1
Radium-226+Radium-228 Calculation "See Parent Products"														
Radium-226+228 Sum		1.53	+/-1.01	1.50	+/-1.04		pCi/L			NXL1	02/22/24	1141	2570119	2
Rad Radium-226														
Lucas Cell, Ra226, Liquid "As Received"														
Radium-226		0.697	+/-0.465	0.527	+/-0.477	1.00	pCi/L			LXP1	02/21/24	0911	2559527	3

The following Analytical Methods were performed

Method	Description
1	EPA 904.0/SW846 9320 Modified
2	Calculation
3	EPA 903.1 Modified

Surrogate/Tracer Recovery	Test	Batch ID	Recovery%	Acceptable Limits
Barium-133 Tracer	GFPC Ra228, Liquid "As Received"	2563672	80.3	(15%-125%)

Notes:

The MDC is a sample specific MDC.
TPU and Counting Uncertainty are calculated at the 95% confidence level (1.96-sigma).

Column headers are defined as follows:

DF: Dilution Factor
DL: Detection Limit
Lc/LC: Critical Level
MDA: Minimum Detectable Activity
MDC: Minimum Detectable Concentration
Mtd.: Method
PF: Prep Factor
RL: Reporting Limit
TPU: Total Propagated Uncertainty

GEL LABORATORIES LLC
2040 Savage Road Charleston SC 29407 - (843) 556-8171 - www.gel.com

Certificate of Analysis

Company : Georgia Power Company, Southern
Address : Company
241 Ralph McGill Blvd NE, Bin 10160

Atlanta, Georgia 30308 Report Date: February 22, 2024

Contact: Joju Abraham

Project: Arkwright CCR Groundwater ComplianceAP3-R

Client Sample ID: ARK-ARGWA-13 Project: GPCC00100
Sample ID: 653088007 Client ID: GPCC001
Matrix: WG
Collect Date: 25-JAN-24
Receive Date: 26-JAN-24
Collector: Client

Parameter	Qualifier	Result	Uncertainty	MDC	TPU	RL	Units	PF	DF	Analyst	Date	Time	Batch	Mtd.
Rad Gas Flow Proportional Counting														
GFPC Ra228, Liquid "As Received"														
Radium-228	U	-0.651	+/-0.629	1.50	+/-0.629	3.00	pCi/L			JE1	02/21/24	1134	2563672	1
Radium-226+Radium-228 Calculation "See Parent Products"														
Radium-226+228 Sum	U	0.0289	+/-0.685	1.50	+/-0.685		pCi/L			NXL1	02/22/24	1141	2570119	2
Rad Radium-226														
Lucas Cell, Ra226, Liquid "As Received"														
Radium-226	U	0.0289	+/-0.271	0.608	+/-0.271	1.00	pCi/L			LXP1	02/21/24	0945	2559527	3

The following Analytical Methods were performed

Method	Description
1	EPA 904.0/SW846 9320 Modified
2	Calculation
3	EPA 903.1 Modified

Surrogate/Tracer Recovery	Test	Batch ID	Recovery%	Acceptable Limits
Barium-133 Tracer	GFPC Ra228, Liquid "As Received"	2563672	71.4	(15%-125%)

Notes:

The MDC is a sample specific MDC.
TPU and Counting Uncertainty are calculated at the 95% confidence level (1.96-sigma).

Column headers are defined as follows:

DF: Dilution Factor
DL: Detection Limit
Lc/LC: Critical Level
MDA: Minimum Detectable Activity
MDC: Minimum Detectable Concentration
Mtd.: Method
PF: Prep Factor
RL: Reporting Limit
TPU: Total Propagated Uncertainty

GEL LABORATORIES LLC
2040 Savage Road Charleston SC 29407 - (843) 556-8171 - www.gel.com

Certificate of Analysis

Company : Georgia Power Company, Southern
Address : Company
241 Ralph McGill Blvd NE, Bin 10160

Atlanta, Georgia 30308 Report Date: February 22, 2024

Contact: Joju Abraham

Project: Arkwright CCR Groundwater ComplianceAP3-R

Client Sample ID: ARK-ARGWC-16 Project: GPCC00100
Sample ID: 653088008 Client ID: GPCC001
Matrix: WG
Collect Date: 25-JAN-24
Receive Date: 26-JAN-24
Collector: Client

Parameter	Qualifier	Result	Uncertainty	MDC	TPU	RL	Units	PF	DF	Analyst	Date	Time	Batch	Mtd.
Rad Gas Flow Proportional Counting														
GFPC Ra228, Liquid "As Received"														
Radium-228	U	-0.285	+/-0.839	1.74	+/-0.839	3.00	pCi/L			JE1	02/21/24	1134	2563672	1
Radium-226+Radium-228 Calculation "See Parent Products"														
Radium-226+228 Sum	U	0.505	+/-0.934	1.74	+/-0.937		pCi/L			NXL1	02/22/24	1141	2570119	2
Rad Radium-226														
Lucas Cell, Ra226, Liquid "As Received"														
Radium-226	U	0.505	+/-0.410	0.549	+/-0.417	1.00	pCi/L			LXP1	02/21/24	0945	2559527	3

The following Analytical Methods were performed

Method	Description
1	EPA 904.0/SW846 9320 Modified
2	Calculation
3	EPA 903.1 Modified

Surrogate/Tracer Recovery	Test	Batch ID	Recovery%	Acceptable Limits
Barium-133 Tracer	GFPC Ra228, Liquid "As Received"	2563672	70.3	(15%-125%)

Notes:

The MDC is a sample specific MDC.
TPU and Counting Uncertainty are calculated at the 95% confidence level (1.96-sigma).

Column headers are defined as follows:

DF: Dilution Factor
DL: Detection Limit
Lc/LC: Critical Level
MDA: Minimum Detectable Activity
MDC: Minimum Detectable Concentration
Mtd.: Method
PF: Prep Factor
RL: Reporting Limit
TPU: Total Propagated Uncertainty

GEL LABORATORIES LLC
2040 Savage Road Charleston SC 29407 - (843) 556-8171 - www.gel.com

Certificate of Analysis

Company : Georgia Power Company, Southern
Address : Company
241 Ralph McGill Blvd NE, Bin 10160

Atlanta, Georgia 30308 Report Date: February 22, 2024

Contact: Joju Abraham

Project: Arkwright CCR Groundwater ComplianceAP3-R

Client Sample ID: ARK-ARGWC-17
Sample ID: 653088009
Matrix: WG
Collect Date: 25-JAN-24
Receive Date: 26-JAN-24
Collector: Client

Project: GPCC00100
Client ID: GPCC001

Parameter	Qualifier	Result	Uncertainty	MDC	TPU	RL	Units	PF	DF	Analyst	Date	Time	Batch	Mtd.
Rad Gas Flow Proportional Counting														
GFPC Ra228, Liquid "As Received"														
Radium-228	U	0.709	+/-1.13	1.96	+/-1.14	3.00	pCi/L			JE1	02/21/24	1134	2563672	1
Radium-226+Radium-228 Calculation "See Parent Products"														
Radium-226+228 Sum	U	1.20	+/-1.20	1.96	+/-1.21		pCi/L			NXL1	02/22/24	1141	2570119	2
Rad Radium-226														
Lucas Cell, Ra226, Liquid "As Received"														
Radium-226	U	0.494	+/-0.401	0.537	+/-0.408	1.00	pCi/L			LXP1	02/21/24	0945	2559527	3

The following Analytical Methods were performed

Method	Description
1	EPA 904.0/SW846 9320 Modified
2	Calculation
3	EPA 903.1 Modified

Surrogate/Tracer Recovery	Test	Batch ID	Recovery%	Acceptable Limits
Barium-133 Tracer	GFPC Ra228, Liquid "As Received"	2563672	71.5	(15%-125%)

Notes:

The MDC is a sample specific MDC.
TPU and Counting Uncertainty are calculated at the 95% confidence level (1.96-sigma).

Column headers are defined as follows:

DF: Dilution Factor
DL: Detection Limit
Lc/LC: Critical Level
MDA: Minimum Detectable Activity
MDC: Minimum Detectable Concentration
Mtd.: Method
PF: Prep Factor
RL: Reporting Limit
TPU: Total Propagated Uncertainty

GEL LABORATORIES LLC
2040 Savage Road Charleston SC 29407 - (843) 556-8171 - www.gel.com

Certificate of Analysis

Company : Georgia Power Company, Southern
Address : Company
241 Ralph McGill Blvd NE, Bin 10160

Atlanta, Georgia 30308 Report Date: February 22, 2024

Contact: Joju Abraham

Project: Arkwright CCR Groundwater ComplianceAP3-R

Client Sample ID: ARK-ARGWC-18 Project: GPCC00100
Sample ID: 653088010 Client ID: GPCC001
Matrix: WG
Collect Date: 25-JAN-24
Receive Date: 26-JAN-24
Collector: Client

Parameter	Qualifier	Result	Uncertainty	MDC	TPU	RL	Units	PF	DF	Analyst	Date	Time	Batch	Mtd.
Rad Gas Flow Proportional Counting														
GFPC Ra228, Liquid "As Received"														
Radium-228	U	0.310	+/-0.619	1.12	+/-0.624	3.00	pCi/L			JE1	02/21/24	1134	2563672	1
Radium-226+Radium-228 Calculation "See Parent Products"														
Radium-226+228 Sum	U	0.334	+/-0.628	1.12	+/-0.633		pCi/L			NXL1	02/22/24	1141	2570119	2
Rad Radium-226														
Lucas Cell, Ra226, Liquid "As Received"														
Radium-226	U	0.0242	+/-0.106	0.284	+/-0.106	1.00	pCi/L			LXP1	02/21/24	0945	2559527	3

The following Analytical Methods were performed

Method	Description
1	EPA 904.0/SW846 9320 Modified
2	Calculation
3	EPA 903.1 Modified

Surrogate/Tracer Recovery	Test	Batch ID	Recovery%	Acceptable Limits
Barium-133 Tracer	GFPC Ra228, Liquid "As Received"	2563672	87	(15%-125%)

Notes:

The MDC is a sample specific MDC.
TPU and Counting Uncertainty are calculated at the 95% confidence level (1.96-sigma).

Column headers are defined as follows:

DF: Dilution Factor
DL: Detection Limit
Lc/LC: Critical Level
MDA: Minimum Detectable Activity
MDC: Minimum Detectable Concentration
Mtd.: Method
PF: Prep Factor
RL: Reporting Limit
TPU: Total Propagated Uncertainty

GEL LABORATORIES LLC
2040 Savage Road Charleston SC 29407 - (843) 556-8171 - www.gel.com

Certificate of Analysis

Company : Georgia Power Company, Southern
Address : Company
241 Ralph McGill Blvd NE, Bin 10160

Atlanta, Georgia 30308 Report Date: February 22, 2024

Contact: Joju Abraham

Project: Arkwright CCR Groundwater ComplianceAP3-R

Client Sample ID: ARK-ARGWA-14
Sample ID: 653088011
Matrix: WG
Collect Date: 24-JAN-24
Receive Date: 26-JAN-24
Collector: Client

Project: GPCC00100
Client ID: GPCC001

Parameter	Qualifier	Result	Uncertainty	MDC	TPU	RL	Units	PF	DF	Analyst	Date	Time	Batch	Mtd.
Rad Gas Flow Proportional Counting														
GFPC Ra228, Liquid "As Received"														
Radium-228	U	0.986	+/-0.989	1.63	+/-1.02	3.00	pCi/L			JE1	02/21/24	1134	2563672	1
Radium-226+Radium-228 Calculation "See Parent Products"														
Radium-226+228 Sum	U	1.34	+/-1.04	1.63	+/-1.07		pCi/L			NXL1	02/22/24	1141	2570119	2
Rad Radium-226														
Lucas Cell, Ra226, Liquid "As Received"														
Radium-226	U	0.351	+/-0.311	0.436	+/-0.315	1.00	pCi/L			LXP1	02/21/24	0945	2559527	3

The following Analytical Methods were performed

Method	Description
1	EPA 904.0/SW846 9320 Modified
2	Calculation
3	EPA 903.1 Modified

Surrogate/Tracer Recovery	Test	Batch ID	Recovery%	Acceptable Limits
Barium-133 Tracer	GFPC Ra228, Liquid "As Received"	2563672	74.1	(15%-125%)

Notes:

The MDC is a sample specific MDC.
TPU and Counting Uncertainty are calculated at the 95% confidence level (1.96-sigma).

Column headers are defined as follows:

DF: Dilution Factor
DL: Detection Limit
Lc/LC: Critical Level
MDA: Minimum Detectable Activity
MDC: Minimum Detectable Concentration
Mtd.: Method
PF: Prep Factor
RL: Reporting Limit
TPU: Total Propagated Uncertainty

GEL LABORATORIES LLC
2040 Savage Road Charleston SC 29407 - (843) 556-8171 - www.gel.com

Certificate of Analysis

Company : Georgia Power Company, Southern
Address : Company
241 Ralph McGill Blvd NE, Bin 10160

Atlanta, Georgia 30308 Report Date: February 22, 2024

Contact: Joju Abraham

Project: Arkwright CCR Groundwater ComplianceAP3-R

Client Sample ID: ARK-ARGWC-15
Sample ID: 653088012
Matrix: WG
Collect Date: 25-JAN-24
Receive Date: 26-JAN-24
Collector: Client

Project: GPCC00100
Client ID: GPCC001

Parameter	Qualifier	Result	Uncertainty	MDC	TPU	RL	Units	PF	DF	Analyst	Date	Time	Batch	Mtd.
Rad Gas Flow Proportional Counting														
GFPC Ra228, Liquid "As Received"														
Radium-228		1.78	+/-0.932	1.32	+/-1.04	3.00	pCi/L			JE1	02/21/24	1134	2563672	1
Radium-226+Radium-228 Calculation "See Parent Products"														
Radium-226+228 Sum		2.03	+/-0.991	1.32	+/-1.09		pCi/L			NXL1	02/22/24	1141	2570119	2
Rad Radium-226														
Lucas Cell, Ra226, Liquid "As Received"														
Radium-226	U	0.248	+/-0.338	0.582	+/-0.343	1.00	pCi/L			LXP1	02/21/24	0945	2559527	3

The following Analytical Methods were performed

Method	Description
1	EPA 904.0/SW846 9320 Modified
2	Calculation
3	EPA 903.1 Modified

Surrogate/Tracer Recovery	Test	Batch ID	Recovery%	Acceptable Limits
Barium-133 Tracer	GFPC Ra228, Liquid "As Received"	2563672	81	(15%-125%)

Notes:

The MDC is a sample specific MDC.
TPU and Counting Uncertainty are calculated at the 95% confidence level (1.96-sigma).

Column headers are defined as follows:

DF: Dilution Factor
DL: Detection Limit
Lc/LC: Critical Level
MDA: Minimum Detectable Activity
MDC: Minimum Detectable Concentration
Mtd.: Method
PF: Prep Factor
RL: Reporting Limit
TPU: Total Propagated Uncertainty

GEL LABORATORIES LLC
2040 Savage Road Charleston SC 29407 - (843) 556-8171 - www.gel.com

Certificate of Analysis

Company : Georgia Power Company, Southern
Address : Company
241 Ralph McGill Blvd NE, Bin 10160

Atlanta, Georgia 30308 Report Date: February 22, 2024

Contact: Joju Abraham

Project: Arkwright CCR Groundwater ComplianceAP3-R

Client Sample ID: ARK-AP3-EB-05 Project: GPCC00100
Sample ID: 653088013 Client ID: GPCC001
Matrix: WQ
Collect Date: 25-JAN-24
Receive Date: 26-JAN-24
Collector: Client

Parameter	Qualifier	Result	Uncertainty	MDC	TPU	RL	Units	PF	DF	Analyst	Date	Time	Batch	Mtd.
Rad Gas Flow Proportional Counting														
GFPC Ra228, Liquid "As Received"														
Radium-228	U	1.50	+/-1.37	2.26	+/-1.43	3.00	pCi/L			JE1	02/21/24	1134	2563672	1
Radium-226+Radium-228 Calculation "See Parent Products"														
Radium-226+228 Sum	U	2.11	+/-1.43	2.26	+/-1.49		pCi/L			NXL1	02/22/24	1141	2570119	2
Rad Radium-226														
Lucas Cell, Ra226, Liquid "As Received"														
Radium-226		0.612	+/-0.407	0.430	+/-0.421	1.00	pCi/L			LXP1	02/21/24	0945	2559527	3

The following Analytical Methods were performed

Method	Description
1	EPA 904.0/SW846 9320 Modified
2	Calculation
3	EPA 903.1 Modified

Surrogate/Tracer Recovery	Test	Batch ID	Recovery%	Acceptable Limits
Barium-133 Tracer	GFPC Ra228, Liquid "As Received"	2563672	77.9	(15%-125%)

Notes:

The MDC is a sample specific MDC.
TPU and Counting Uncertainty are calculated at the 95% confidence level (1.96-sigma).

Column headers are defined as follows:

DF: Dilution Factor
DL: Detection Limit
Lc/LC: Critical Level
MDA: Minimum Detectable Activity
MDC: Minimum Detectable Concentration
Mtd.: Method
PF: Prep Factor
RL: Reporting Limit
TPU: Total Propagated Uncertainty

GEL LABORATORIES LLC
2040 Savage Road Charleston SC 29407 - (843) 556-8171 - www.gel.com

Certificate of Analysis

Company : Georgia Power Company, Southern
Address : Company
241 Ralph McGill Blvd NE, Bin 10160

Atlanta, Georgia 30308 Report Date: February 22, 2024

Contact: Joju Abraham

Project: Arkwright CCR Groundwater ComplianceAP3-R

Client Sample ID: ARK-AP3-FB-05 Project: GPCC00100
Sample ID: 653088014 Client ID: GPCC001
Matrix: WQ
Collect Date: 25-JAN-24
Receive Date: 26-JAN-24
Collector: Client

Parameter	Qualifier	Result	Uncertainty	MDC	TPU	RL	Units	PF	DF	Analyst	Date	Time	Batch	Mtd.
Rad Gas Flow Proportional Counting														
GFPC Ra228, Liquid "As Received"														
Radium-228	U	-0.770	+/-0.976	2.01	+/-0.977	3.00	pCi/L			JE1	02/21/24	1134	2563672	1
Radium-226+Radium-228 Calculation "See Parent Products"														
Radium-226+228 Sum	U	0.274	+/-1.05	2.01	+/-1.05		pCi/L			NXL1	02/22/24	1141	2570119	2
Rad Radium-226														
Lucas Cell, Ra226, Liquid "As Received"														
Radium-226	U	0.274	+/-0.373	0.642	+/-0.379	1.00	pCi/L			LXP1	02/21/24	0945	2559527	3

The following Analytical Methods were performed

Method	Description
1	EPA 904.0/SW846 9320 Modified
2	Calculation
3	EPA 903.1 Modified

Surrogate/Tracer Recovery	Test	Batch ID	Recovery%	Acceptable Limits
Barium-133 Tracer	GFPC Ra228, Liquid "As Received"	2563672	79.6	(15%-125%)

Notes:

The MDC is a sample specific MDC.
TPU and Counting Uncertainty are calculated at the 95% confidence level (1.96-sigma).

Column headers are defined as follows:

DF: Dilution Factor
DL: Detection Limit
Lc/LC: Critical Level
MDA: Minimum Detectable Activity
MDC: Minimum Detectable Concentration
Mtd.: Method
PF: Prep Factor
RL: Reporting Limit
TPU: Total Propagated Uncertainty

GEL LABORATORIES LLC
2040 Savage Road Charleston SC 29407 - (843) 556-8171 - www.gel.com

Certificate of Analysis

Company : Georgia Power Company, Southern
Address : Company
241 Ralph McGill Blvd NE, Bin 10160

Atlanta, Georgia 30308 Report Date: February 22, 2024

Contact: Joju Abraham

Project: Arkwright CCR Groundwater ComplianceAP3-R

Client Sample ID: ARK-AP3-FD-05
Sample ID: 653088015
Matrix: WG
Collect Date: 25-JAN-24
Receive Date: 26-JAN-24
Collector: Client

Project: GPCC00100
Client ID: GPCC001

Parameter	Qualifier	Result	Uncertainty	MDC	TPU	RL	Units	PF	DF	Analyst	Date	Time	Batch	Mtd.
Rad Gas Flow Proportional Counting														
GFPC Ra228, Liquid "As Received"														
Radium-228	U	0.125	+/-1.03	1.90	+/-1.03	3.00	pCi/L			JE1	02/21/24	1134	2563672	1
Radium-226+Radium-228 Calculation "See Parent Products"														
Radium-226+228 Sum	U	0.475	+/-1.07	1.90	+/-1.07		pCi/L			NXL1	02/22/24	1141	2570119	2
Rad Radium-226														
Lucas Cell, Ra226, Liquid "As Received"														
Radium-226		0.350	+/-0.284	0.315	+/-0.290	1.00	pCi/L			LXP1	02/21/24	1020	2559527	3

The following Analytical Methods were performed

Method	Description
1	EPA 904.0/SW846 9320 Modified
2	Calculation
3	EPA 903.1 Modified

Surrogate/Tracer Recovery	Test	Batch ID	Recovery%	Acceptable Limits
Barium-133 Tracer	GFPC Ra228, Liquid "As Received"	2563672	82.8	(15%-125%)

Notes:

The MDC is a sample specific MDC.
TPU and Counting Uncertainty are calculated at the 95% confidence level (1.96-sigma).

Column headers are defined as follows:

DF: Dilution Factor
DL: Detection Limit
Lc/LC: Critical Level
MDA: Minimum Detectable Activity
MDC: Minimum Detectable Concentration
Mtd.: Method
PF: Prep Factor
RL: Reporting Limit
TPU: Total Propagated Uncertainty

GEL LABORATORIES LLC
2040 Savage Road Charleston SC 29407 - (843) 556-8171 - www.gel.com

Certificate of Analysis

Company : Georgia Power Company, Southern
Address : Company
241 Ralph McGill Blvd NE, Bin 10160

Atlanta, Georgia 30308 Report Date: February 21, 2024

Contact: Joju Abraham

Project: Arkwright CCR Groundwater ComplianceAP3-R

Client Sample ID: ARK-ARGWA-3
Sample ID: 652881001
Matrix: WG
Collect Date: 24-JAN-24
Receive Date: 25-JAN-24
Collector: Client

Project: GPCC00100
Client ID: GPCC001

Parameter	Qualifier	Result	Uncertainty	MDC	TPU	RL	Units	PF	DF	Analyst	Date	Time	Batch	Mtd.
Rad Gas Flow Proportional Counting														
GFPC Ra228, Liquid "As Received"														
Radium-228	U	-0.307	+/-0.932	1.81	+/-0.933	3.00	pCi/L			JE1	02/20/24	0832	2563659	1
Radium-226+Radium-228 Calculation "See Parent Products"														
Radium-226+228 Sum		2.24	+/-1.17	1.81	+/-1.24		pCi/L			NXL1	02/21/24	0820	2570113	2
Rad Radium-226														
Lucas Cell, Ra226, Liquid "As Received"														
Radium-226		2.24	+/-0.711	0.614	+/-0.814	1.00	pCi/L			LXP1	02/01/24	0957	2559525	3

The following Analytical Methods were performed

Method	Description
1	EPA 904.0/SW846 9320 Modified
2	Calculation
3	EPA 903.1 Modified

Surrogate/Tracer Recovery	Test	Batch ID	Recovery%	Acceptable Limits
Barium-133 Tracer	GFPC Ra228, Liquid "As Received"	2563659	84.1	(15%-125%)

Notes:

The MDC is a sample specific MDC.
TPU and Counting Uncertainty are calculated at the 95% confidence level (1.96-sigma).

Column headers are defined as follows:

DF: Dilution Factor
DL: Detection Limit
Lc/LC: Critical Level
MDA: Minimum Detectable Activity
MDC: Minimum Detectable Concentration
Mtd.: Method
PF: Prep Factor
RL: Reporting Limit
TPU: Total Propagated Uncertainty

GEL LABORATORIES LLC
2040 Savage Road Charleston SC 29407 - (843) 556-8171 - www.gel.com

Certificate of Analysis

Company : Georgia Power Company, Southern
Address : Company
241 Ralph McGill Blvd NE, Bin 10160

Atlanta, Georgia 30308 Report Date: February 21, 2024

Contact: Joju Abraham

Project: Arkwright CCR Groundwater ComplianceAP3-R

Client Sample ID: ARK-ARGWA-5
Sample ID: 652881002
Matrix: WG
Collect Date: 24-JAN-24
Receive Date: 25-JAN-24
Collector: Client

Project: GPCC00100
Client ID: GPCC001

Parameter	Qualifier	Result	Uncertainty	MDC	TPU	RL	Units	PF	DF	Analyst	Date	Time	Batch	Mtd.
Rad Gas Flow Proportional Counting														
GFPC Ra228, Liquid "As Received"														
Radium-228		1.18	+/-0.753	1.09	+/-0.811	3.00	pCi/L			JE1	02/20/24	0833	2563659	1
Radium-226+Radium-228 Calculation "See Parent Products"														
Radium-226+228 Sum		2.12	+/-0.876	1.09	+/-0.937		pCi/L			NXL1	02/21/24	0820	2570113	2
Rad Radium-226														
Lucas Cell, Ra226, Liquid "As Received"														
Radium-226		0.933	+/-0.448	0.447	+/-0.469	1.00	pCi/L			LXP1	02/01/24	0957	2559525	3

The following Analytical Methods were performed

Method	Description
1	EPA 904.0/SW846 9320 Modified
2	Calculation
3	EPA 903.1 Modified

Surrogate/Tracer Recovery	Test	Batch ID	Recovery%	Acceptable Limits
Barium-133 Tracer	GFPC Ra228, Liquid "As Received"	2563659	84.5	(15%-125%)

Notes:

The MDC is a sample specific MDC.
TPU and Counting Uncertainty are calculated at the 95% confidence level (1.96-sigma).

Column headers are defined as follows:

DF: Dilution Factor
DL: Detection Limit
Lc/LC: Critical Level
MDA: Minimum Detectable Activity
MDC: Minimum Detectable Concentration
Mtd.: Method
PF: Prep Factor
RL: Reporting Limit
TPU: Total Propagated Uncertainty

GEL LABORATORIES LLC
2040 Savage Road Charleston SC 29407 - (843) 556-8171 - www.gel.com

Certificate of Analysis

Company : Georgia Power Company, Southern
Address : Company
241 Ralph McGill Blvd NE, Bin 10160

Atlanta, Georgia 30308 Report Date: February 21, 2024

Contact: Joju Abraham

Project: Arkwright CCR Groundwater ComplianceAP3-R

Client Sample ID: ARK-ARGWA-24
Sample ID: 652881003
Matrix: WG
Collect Date: 24-JAN-24
Receive Date: 25-JAN-24
Collector: Client

Project: GPCC00100
Client ID: GPCC001

Parameter	Qualifier	Result	Uncertainty	MDC	TPU	RL	Units	PF	DF	Analyst	Date	Time	Batch	Mtd.
Rad Gas Flow Proportional Counting														
GFPC Ra228, Liquid "As Received"														
Radium-228		1.28	+/-0.852	1.28	+/-0.913	3.00	pCi/L			JE1	02/20/24	0833	2563659	1
Radium-226+Radium-228 Calculation "See Parent Products"														
Radium-226+228 Sum		2.29	+/-0.957	1.28	+/-1.03		pCi/L			NXL1	02/21/24	0820	2570113	2
Rad Radium-226														
Lucas Cell, Ra226, Liquid "As Received"														
Radium-226		1.01	+/-0.436	0.403	+/-0.468	1.00	pCi/L			LXP1	02/01/24	1028	2559525	3

The following Analytical Methods were performed

Method	Description
1	EPA 904.0/SW846 9320 Modified
2	Calculation
3	EPA 903.1 Modified

Surrogate/Tracer Recovery	Test	Batch ID	Recovery%	Acceptable Limits
Barium-133 Tracer	GFPC Ra228, Liquid "As Received"	2563659	83.4	(15%-125%)

Notes:

The MDC is a sample specific MDC.
TPU and Counting Uncertainty are calculated at the 95% confidence level (1.96-sigma).

Column headers are defined as follows:

DF: Dilution Factor
DL: Detection Limit
Lc/LC: Critical Level
MDA: Minimum Detectable Activity
MDC: Minimum Detectable Concentration
Mtd.: Method
PF: Prep Factor
RL: Reporting Limit
TPU: Total Propagated Uncertainty

GEL LABORATORIES LLC
2040 Savage Road Charleston SC 29407 - (843) 556-8171 - www.gel.com

Certificate of Analysis

Company : Georgia Power Company, Southern
Address : Company
241 Ralph McGill Blvd NE, Bin 10160

Atlanta, Georgia 30308 Report Date: February 21, 2024

Contact: Joju Abraham

Project: Arkwright CCR Groundwater ComplianceAP3-R

Client Sample ID: ARK-AP3-FD-04 Project: GPCC00100
Sample ID: 652881004 Client ID: GPCC001
Matrix: WG
Collect Date: 24-JAN-24
Receive Date: 25-JAN-24
Collector: Client

Parameter	Qualifier	Result	Uncertainty	MDC	TPU	RL	Units	PF	DF	Analyst	Date	Time	Batch	Mtd.
Rad Gas Flow Proportional Counting														
GFPC Ra228, Liquid "As Received"														
Radium-228	U	1.34	+/-1.18	1.93	+/-1.23	3.00	pCi/L			JE1	02/20/24	0833	2563659	1
Radium-226+Radium-228 Calculation "See Parent Products"														
Radium-226+228 Sum		2.56	+/-1.27	1.93	+/-1.34		pCi/L			NXL1	02/21/24	0820	2570113	2
Rad Radium-226														
Lucas Cell, Ra226, Liquid "As Received"														
Radium-226		1.23	+/-0.476	0.405	+/-0.517	1.00	pCi/L			LXP1	02/01/24	1028	2559525	3

The following Analytical Methods were performed

Method	Description
1	EPA 904.0/SW846 9320 Modified
2	Calculation
3	EPA 903.1 Modified

Surrogate/Tracer Recovery	Test	Batch ID	Recovery%	Acceptable Limits
Barium-133 Tracer	GFPC Ra228, Liquid "As Received"	2563659	82.2	(15%-125%)

Notes:

The MDC is a sample specific MDC.
TPU and Counting Uncertainty are calculated at the 95% confidence level (1.96-sigma).

Column headers are defined as follows:

DF: Dilution Factor
DL: Detection Limit
Lc/LC: Critical Level
MDA: Minimum Detectable Activity
MDC: Minimum Detectable Concentration
Mtd.: Method
PF: Prep Factor
RL: Reporting Limit
TPU: Total Propagated Uncertainty

GEL LABORATORIES LLC
2040 Savage Road Charleston SC 29407 - (843) 556-8171 - www.gel.com

Certificate of Analysis

Company : Georgia Power Company, Southern
Address : Company
241 Ralph McGill Blvd NE, Bin 10160

Atlanta, Georgia 30308 Report Date: February 21, 2024

Contact: Joju Abraham

Project: Arkwright CCR Groundwater ComplianceAP3-R

Client Sample ID: ARK-AP3-EB-04 Project: GPCC00100
Sample ID: 652881005 Client ID: GPCC001
Matrix: WQ
Collect Date: 24-JAN-24
Receive Date: 25-JAN-24
Collector: Client

Parameter	Qualifier	Result	Uncertainty	MDC	TPU	RL	Units	PF	DF	Analyst	Date	Time	Batch	Mtd.
Rad Gas Flow Proportional Counting														
GFPC Ra228, Liquid "As Received"														
Radium-228	U	1.38	+/-1.10	1.74	+/-1.15	3.00	pCi/L			JE1	02/20/24	0833	2563659	1
Radium-226+Radium-228 Calculation "See Parent Products"														
Radium-226+228 Sum	U	1.68	+/-1.14	1.74	+/-1.19		pCi/L			NXL1	02/21/24	0820	2570113	2
Rad Radium-226														
Lucas Cell, Ra226, Liquid "As Received"														
Radium-226	U	0.300	+/-0.310	0.479	+/-0.315	1.00	pCi/L			LXP1	02/01/24	1028	2559525	3

The following Analytical Methods were performed

Method	Description
1	EPA 904.0/SW846 9320 Modified
2	Calculation
3	EPA 903.1 Modified

Surrogate/Tracer Recovery	Test	Batch ID	Recovery%	Acceptable Limits
Barium-133 Tracer	GFPC Ra228, Liquid "As Received"	2563659	79.6	(15%-125%)

Notes:

The MDC is a sample specific MDC.
TPU and Counting Uncertainty are calculated at the 95% confidence level (1.96-sigma).

Column headers are defined as follows:

DF: Dilution Factor
DL: Detection Limit
Lc/LC: Critical Level
MDA: Minimum Detectable Activity
MDC: Minimum Detectable Concentration
Mtd.: Method
PF: Prep Factor
RL: Reporting Limit
TPU: Total Propagated Uncertainty

GEL LABORATORIES LLC
2040 Savage Road Charleston SC 29407 - (843) 556-8171 - www.gel.com

Certificate of Analysis

Company : Georgia Power Company, Southern
Address : Company
241 Ralph McGill Blvd NE, Bin 10160

Atlanta, Georgia 30308 Report Date: February 21, 2024

Contact: Joju Abraham

Project: Arkwright CCR Groundwater ComplianceAP3-R

Client Sample ID: ARK-AP3-FB-04 Project: GPCC00100
Sample ID: 652881006 Client ID: GPCC001
Matrix: WQ
Collect Date: 24-JAN-24
Receive Date: 25-JAN-24
Collector: Client

Parameter	Qualifier	Result	Uncertainty	MDC	TPU	RL	Units	PF	DF	Analyst	Date	Time	Batch	Mtd.
Rad Gas Flow Proportional Counting														
GFPC Ra228, Liquid "As Received"														
Radium-228		2.81	+/-1.14	1.54	+/-1.34	3.00	pCi/L			JE1	02/20/24	0833	2563659	1
Radium-226+Radium-228 Calculation "See Parent Products"														
Radium-226+228 Sum		3.00	+/-1.17	1.54	+/-1.37		pCi/L			NXL1	02/21/24	0820	2570113	2
Rad Radium-226														
Lucas Cell, Ra226, Liquid "As Received"														
Radium-226	U	0.195	+/-0.254	0.432	+/-0.257	1.00	pCi/L			LXP1	02/01/24	1028	2559525	3

The following Analytical Methods were performed

Method	Description
1	EPA 904.0/SW846 9320 Modified
2	Calculation
3	EPA 903.1 Modified

Surrogate/Tracer Recovery	Test	Batch ID	Recovery%	Acceptable Limits
Barium-133 Tracer	GFPC Ra228, Liquid "As Received"	2563659	84.6	(15%-125%)

Notes:

The MDC is a sample specific MDC.
TPU and Counting Uncertainty are calculated at the 95% confidence level (1.96-sigma).

Column headers are defined as follows:

DF: Dilution Factor
DL: Detection Limit
Lc/LC: Critical Level
MDA: Minimum Detectable Activity
MDC: Minimum Detectable Concentration
Mtd.: Method
PF: Prep Factor
RL: Reporting Limit
TPU: Total Propagated Uncertainty

QC Summary

Client : **Georgia Power Company, Southern Company**
241 Ralph McGill Blvd NE, Bin 10160

Atlanta, Georgia

Contact: **Joju Abraham**

Workorder: **653088**

Report Date: February 22, 2024

Parmname	NOM	Sample	Qual	QC	Units	RPD%	REC%	Range	Anlst	Date Time
Rad Gas Flow										
Batch 2563672										
QC1205641001 653088001 DUP										
Radium-228	U	0.423	U	1.78	pCi/L	0		N/A	JE1	02/21/2411:34
	Uncert:	+/-1.04		+/-1.79						
	TPU:	+/-1.04		+/-1.84						
QC1205641002 LCS										
Radium-228	72.5			62.4	pCi/L		86.1	(75%-125%)	JE1	02/21/2411:34
	Uncert:			+/-4.25						
	TPU:			+/-16.5						
QC1205641000 MB										
Radium-228			U	1.90	pCi/L				JE1	02/21/2411:34
	Uncert:			+/-1.55						
	TPU:			+/-1.62						
Rad Ra-226										
Batch 2559527										
QC1205633273 653088001 DUP										
Radium-226	U	0.630		0.699	pCi/L	10.3		(0% - 100%)	LXP1	02/21/2410:20
	Uncert:	+/-0.499		+/-0.442						
	TPU:	+/-0.509		+/-0.457						
QC1205633275 LCS										
Radium-226	26.8			26.7	pCi/L		99.4	(75%-125%)	LXP1	02/21/2410:55
	Uncert:			+/-2.39						
	TPU:			+/-5.72						
QC1205633272 MB										
Radium-226			U	0.252	pCi/L				LXP1	02/21/2410:20
	Uncert:			+/-0.224						
	TPU:			+/-0.227						
QC1205633274 653088001 MS										
Radium-226	120 U	0.630		149	pCi/L		124	(75%-125%)	LXP1	02/21/2410:20
	Uncert:	+/-0.499		+/-12.5						
	TPU:	+/-0.509		+/-30.6						

Notes:

TPU and Counting Uncertainty are calculated at the 95% confidence level (1.96-sigma).

The Qualifiers in this report are defined as follows:

U	Analyte was analyzed for, but not detected above the MDL, MDA, MDC or LOD.
J	Value is estimated
X	Consult Case Narrative, Data Summary package, or Project Manager concerning this qualifier
H	Analytical holding time was exceeded
<	Result is less than value reported
>	Result is greater than value reported

QC Summary

Workorder: **653088**

Parmname	NOM	Sample	Qual	QC	Units	RPD%	REC%	Range	Anlst	Date Time

UI	Gamma Spectroscopy--Uncertain identification
BD	Results are either below the MDC or tracer recovery is low
h	Preparation or preservation holding time was exceeded
R	Sample results are rejected
^	RPD of sample and duplicate evaluated using +/-RL. Concentrations are <5X the RL. Qualifier Not Applicable for Radiochemistry.
N/A	RPD or %Recovery limits do not apply.
ND	Analyte concentration is not detected above the detection limit
M	M if above MDC and less than LLD
NJ	Consult Case Narrative, Data Summary package, or Project Manager concerning this qualifier
FA	Failed analysis.
UJ	Gamma Spectroscopy--Uncertain identification
Q	One or more quality control criteria have not been met. Refer to the applicable narrative or DER.
K	Analyte present. Reported value may be biased high. Actual value is expected to be lower.
UL	Not considered detected. The associated number is the reported concentration, which may be inaccurate due to a low bias.
L	Analyte present. Reported value may be biased low. Actual value is expected to be higher.
N1	See case narrative
Y	Other specific qualifiers were required to properly define the results. Consult case narrative.
**	Analyte is a Tracer compound
M	REMP Result > MDC/CL and < RDL
J	See case narrative for an explanation

N/A indicates that spike recovery limits do not apply when sample concentration exceeds spike conc. by a factor of 4 or more or %RPD not applicable.
** Indicates analyte is a surrogate/tracer compound.
^ The Relative Percent Difference (RPD) obtained from the sample duplicate (DUP) is evaluated against the acceptence criteria when the sample is greater than five times (5X) the contract required detection limit (RL). In cases where either the sample or duplicate value is less than 5X the RL, a control limit of +/- the RL is used to evaluate the DUP result.
For PS, PSD, and SDILT results, the values listed are the measured amounts, not final concentrations.

Where the analytical method has been performed under NELAP certification, the analysis has met all of the requirements of the NELAC standard unless qualified on the QC Summary.

GEL LABORATORIES LLC
2040 Savage Road Charleston SC 29407 - (843) 556-8171 - www.gel.com

QC Summary

Client : **Georgia Power Company, Southern Company**
241 Ralph McGill Blvd NE, Bin 10160

Atlanta, Georgia

Contact: **Joju Abraham**

Workorder: **652881**

Report Date: February 21, 2024

Parmname	NOM	Sample	Qual	QC	Units	RPD%	REC%	Range	Anlst	Date Time
Rad Gas Flow										
Batch 2563659										
QC1205640974 652607001 DUP										
Radium-228	U	1.13	U	-0.191	pCi/L	0		N/A	JE1	02/20/2408:32
	Uncert:	+/-1.18		+/-1.08						
	TPU:	+/-1.22		+/-1.08						
QC1205640975 LCS										
Radium-228	72.5			73.8	pCi/L		102	(75%-125%)	JE1	02/20/2408:32
	Uncert:			+/-4.27						
	TPU:			+/-19.6						
QC1205640973 MB										
Radium-228				1.84	pCi/L				JE1	02/20/2408:32
	Uncert:			+/-1.10						
	TPU:			+/-1.20						
Rad Ra-226										
Batch 2559525										
QC1205633265 652329001 DUP										
Radium-226		0.555		0.605	pCi/L	8.58		(0% - 100%)	LXP1	02/01/2410:28
	Uncert:	+/-0.357		+/-0.379						
	TPU:	+/-0.371		+/-0.397						
QC1205633267 LCS										
Radium-226	53.8			66.8	pCi/L		124	(75%-125%)	LXP1	02/01/2410:28
	Uncert:			+/-3.71						
	TPU:			+/-11.1						
QC1205633264 MB										
Radium-226			U	0.0407	pCi/L				LXP1	02/01/2410:28
	Uncert:			+/-0.239						
	TPU:			+/-0.239						
QC1205633266 652329001 MS										
Radium-226	125	0.555		99.7	pCi/L		79.7	(75%-125%)	LXP1	02/01/2410:28
	Uncert:	+/-0.357		+/-9.19						
	TPU:	+/-0.371		+/-20.6						

Notes:

TPU and Counting Uncertainty are calculated at the 95% confidence level (1.96-sigma).

The Qualifiers in this report are defined as follows:

U	Analyte was analyzed for, but not detected above the MDL, MDA, MDC or LOD.
J	Value is estimated
X	Consult Case Narrative, Data Summary package, or Project Manager concerning this qualifier
H	Analytical holding time was exceeded
<	Result is less than value reported
>	Result is greater than value reported

QC Summary

Workorder: **652881**

Parmname	NOM	Sample	Qual	QC	Units	RPD%	REC%	Range	Anlst	Date Time

UI	Gamma Spectroscopy--Uncertain identification
BD	Results are either below the MDC or tracer recovery is low
h	Preparation or preservation holding time was exceeded
R	Sample results are rejected
^	RPD of sample and duplicate evaluated using +/-RL. Concentrations are <5X the RL. Qualifier Not Applicable for Radiochemistry.
N/A	RPD or %Recovery limits do not apply.
ND	Analyte concentration is not detected above the detection limit
M	M if above MDC and less than LLD
NJ	Consult Case Narrative, Data Summary package, or Project Manager concerning this qualifier
FA	Failed analysis.
UJ	Gamma Spectroscopy--Uncertain identification
Q	One or more quality control criteria have not been met. Refer to the applicable narrative or DER.
K	Analyte present. Reported value may be biased high. Actual value is expected to be lower.
UL	Not considered detected. The associated number is the reported concentration, which may be inaccurate due to a low bias.
L	Analyte present. Reported value may be biased low. Actual value is expected to be higher.
N1	See case narrative
Y	Other specific qualifiers were required to properly define the results. Consult case narrative.
**	Analyte is a Tracer compound
M	REMP Result > MDC/CL and < RDL
J	See case narrative for an explanation

N/A indicates that spike recovery limits do not apply when sample concentration exceeds spike conc. by a factor of 4 or more or %RPD not applicable.
** Indicates analyte is a surrogate/tracer compound.
^ The Relative Percent Difference (RPD) obtained from the sample duplicate (DUP) is evaluated against the acceptence criteria when the sample is greater than five times (5X) the contract required detection limit (RL). In cases where either the sample or duplicate value is less than 5X the RL, a control limit of +/- the RL is used to evaluate the DUP result.
For PS, PSD, and SDILT results, the values listed are the measured amounts, not final concentrations.

Where the analytical method has been performed under NELAP certification, the analysis has met all of the requirements of the NELAC standard unless qualified on the QC Summary.

Radiochemistry
Technical Case Narrative
Georgia Power Company
SDG #: 653088

Product: **Radium-226+Radium-228 Calculation**
Analytical Method: Calculation
Analytical Procedure: GL-RAD-D-003 REV# 45
Analytical Batch: 2570119

The following samples were analyzed using the above methods and analytical procedure(s).

GEL Sample ID#	Client Sample Identification
653088001	ARK-ARAMW-4
653088002	ARK-ARGWC-7
653088003	ARK-ARGWC-8
653088004	ARK-ARGWC-9
653088005	ARK-ARGWC-10
653088006	ARK-ARGWA-12
653088007	ARK-ARGWA-13
653088008	ARK-ARGWC-16
653088009	ARK-ARGWC-17
653088010	ARK-ARGWC-18
653088011	ARK-ARGWA-14
653088012	ARK-ARGWC-15
653088013	ARK-AP3-EB-05
653088014	ARK-AP3-FB-05
653088015	ARK-AP3-FD-05

The samples in this SDG were analyzed on an "as received" basis.

Data Summary:

There are no exceptions, anomalies or deviations from the specified methods. All sample data provided in this report met the acceptance criteria specified in the analytical methods and procedures for initial calibration, continuing calibration, instrument controls and process controls where applicable.

Product: **GFPC Ra228, Liquid**
Analytical Method: EPA 904.0/SW846 9320 Modified
Analytical Procedure: GL-RAD-A-063 REV# 5
Analytical Batch: 2563672

The following samples were analyzed using the above methods and analytical procedure(s).

GEL Sample ID#	Client Sample Identification
653088001	ARK-ARAMW-4
653088002	ARK-ARGWC-7
653088003	ARK-ARGWC-8
653088004	ARK-ARGWC-9
653088005	ARK-ARGWC-10
653088006	ARK-ARGWA-12

653088007	ARK-ARGWA-13
653088008	ARK-ARGWC-16
653088009	ARK-ARGWC-17
653088010	ARK-ARGWC-18
653088011	ARK-ARGWA-14
653088012	ARK-ARGWC-15
653088013	ARK-AP3-EB-05
653088014	ARK-AP3-FB-05
653088015	ARK-AP3-FD-05
1205641000	Method Blank (MB)
1205641001	653088001(ARK-ARAMW-4) Sample Duplicate (DUP)
1205641002	Laboratory Control Sample (LCS)

The samples in this SDG were analyzed on an "as received" basis.

Data Summary:

All sample data provided in this report met the acceptance criteria specified in the analytical methods and procedures for initial calibration, continuing calibration, instrument controls and process controls where applicable, with the following exceptions.

Preparation Information

Homogenous Matrix
Sample 653088012 (ARK-ARGWC-15) was non-homogenous matrix. light sediment 653088012 (ARK-ARGWC-15).

Product: **Lucas Cell, Ra226, Liquid**
Analytical Method: EPA 903.1 Modified
Analytical Procedure: GL-RAD-A-008 REV# 15
Analytical Batch: 2559527

The following samples were analyzed using the above methods and analytical procedure(s).

GEL Sample ID#	Client Sample Identification
653088001	ARK-ARAMW-4
653088002	ARK-ARGWC-7
653088003	ARK-ARGWC-8
653088004	ARK-ARGWC-9
653088005	ARK-ARGWC-10
653088006	ARK-ARGWA-12
653088007	ARK-ARGWA-13
653088008	ARK-ARGWC-16
653088009	ARK-ARGWC-17
653088010	ARK-ARGWC-18
653088011	ARK-ARGWA-14
653088012	ARK-ARGWC-15
653088013	ARK-AP3-EB-05
653088014	ARK-AP3-FB-05
653088015	ARK-AP3-FD-05
1205633272	Method Blank (MB)
1205633273	653088001(ARK-ARAMW-4) Sample Duplicate (DUP)
1205633274	653088001(ARK-ARAMW-4) Matrix Spike (MS)

1205633275 Laboratory Control Sample (LCS)

The samples in this SDG were analyzed on an "as received" basis.

Data Summary:

All sample data provided in this report met the acceptance criteria specified in the analytical methods and procedures for initial calibration, continuing calibration, instrument controls and process controls where applicable, with the following exceptions.

Preparation Information

Homogenous Matrix
Sample 653088012 (ARK-ARGWC-15) was non-homogenous matrix. Samples 653088012 (ARK-ARGWC-15) have a yellow tint.

Miscellaneous Information

Additional Comments
The matrix spike, 1205633274 (ARK-ARAMW-4MS), aliquot was reduced to conserve sample volume.

Certification Statement

Where the analytical method has been performed under NELAP certification, the analysis has met all of the requirements of the NELAC standard unless otherwise noted in the analytical case narrative.

Radiochemistry
Technical Case Narrative
Georgia Power Company
SDG #: 652881

Product: **Radium-226+Radium-228 Calculation**
Analytical Method: Calculation
Analytical Procedure: GL-RAD-D-003 REV# 45
Analytical Batch: 2570113

The following samples were analyzed using the above methods and analytical procedure(s).

GEL Sample ID#	Client Sample Identification
652881001	ARK-ARGWA-3
652881002	ARK-ARGWA-5
652881003	ARK-ARGWA-24
652881004	ARK-AP3-FD-04
652881005	ARK-AP3-EB-04
652881006	ARK-AP3-FB-04

The samples in this SDG were analyzed on an "as received" basis.

Data Summary:

There are no exceptions, anomalies or deviations from the specified methods. All sample data provided in this report met the acceptance criteria specified in the analytical methods and procedures for initial calibration, continuing calibration, instrument controls and process controls where applicable.

Product: **GFPC Ra228, Liquid**
Analytical Method: EPA 904.0/SW846 9320 Modified
Analytical Procedure: GL-RAD-A-063 REV# 5
Analytical Batch: 2563659

The following samples were analyzed using the above methods and analytical procedure(s).

GEL Sample ID#	Client Sample Identification
652881001	ARK-ARGWA-3
652881002	ARK-ARGWA-5
652881003	ARK-ARGWA-24
652881004	ARK-AP3-FD-04
652881005	ARK-AP3-EB-04
652881006	ARK-AP3-FB-04
1205640973	Method Blank (MB)
1205640974	652607001(NonSDG) Sample Duplicate (DUP)
1205640975	Laboratory Control Sample (LCS)

The samples in this SDG were analyzed on an "as received" basis.

Data Summary:

All sample data provided in this report met the acceptance criteria specified in the analytical methods and procedures

for initial calibration, continuing calibration, instrument controls and process controls where applicable, with the following exceptions.

Quality Control (QC) Information

Method Blank Criteria
The blank result (See Below) is greater than the MDC but less than the required detection limit.

Sample	Analyte	Value
1205640973 (MB)	Radium-228	Result: 1.84 pCi/L > MDA: 1.68 pCi/L <= RDL: 3.00 pCi/L

Product: **Lucas Cell, Ra226, Liquid**
Analytical Method: EPA 903.1 Modified
Analytical Procedure: GL-RAD-A-008 REV# 15
Analytical Batch: 2559525

The following samples were analyzed using the above methods and analytical procedure(s).

GEL Sample ID#	Client Sample Identification
652881001	ARK-ARGWA-3
652881002	ARK-ARGWA-5
652881003	ARK-ARGWA-24
652881004	ARK-AP3-FD-04
652881005	ARK-AP3-EB-04
652881006	ARK-AP3-FB-04
1205633264	Method Blank (MB)
1205633265	652329001(NonSDG) Sample Duplicate (DUP)
1205633266	652329001(NonSDG) Matrix Spike (MS)
1205633267	Laboratory Control Sample (LCS)

The samples in this SDG were analyzed on an "as received" basis.

Data Summary:

All sample data provided in this report met the acceptance criteria specified in the analytical methods and procedures for initial calibration, continuing calibration, instrument controls and process controls where applicable, with the following exceptions.

Miscellaneous Information

Additional Comments
The matrix spike, 1205633266 (Non SDG 652329001MS), aliquot was reduced to conserve sample volume.

Certification Statement

Where the analytical method has been performed under NELAP certification, the analysis has met all of the

requirements of the NELAC standard unless otherwise noted in the analytical case narrative.

Page: 1 of 2

Subject # 175569434

GEL Quote #:

QC Number [1]: 5 Sample Cooler(s)

PO Number: GPC82177-0005

653087
653088

GEL Laboratories LLC

Chemistry / Radiochemistry / Radiobioassay / Specialty Analysis

Chain of Custody and Analytical Request

GEL Work Order Number: *GEL Project Manager: Erin Trent*

GEL Laboratories, LLC
2040 Savage Road
Charleston, SC 29407
Phone: (843) 556-8171
Fax: (843) 766-1178

Client Name: Georgia Power Phone # (937-344-6533)

Project/Site Name: Plant Arkwright Ash Pond 3 Fax: N/A

Address: 241 Ralph McGill Blvd SE, Atlanta, GA 30308

Collected By: Zach Levy, John Myer, Dylan Bailey, Emily Scheiben

Send Results To: jabraham@southernco.com EDD@stantec.com Cassidy.Sutherland@stantec.com

Sample Analysis Requested [5] (Fill in the number of containers for each test)

Sample ID (* For composites - indicate start and stop date/time)	*Date Collected (mm-dd-yy)	*Time Collected (Military) (hhmm)	QC Code [2]	Field Filtered [3]	Sample Matrix [4]	Should this sample be considered: Radioactive (If yes, please supply isotopic info.)	Should this sample be considered: (7) Known or possible Hazards	Total number of containers	NI Ag (App. I) (6020B)_DISS	NI Metals App. III (6020B)_DISS	Alkalinity (300.0 R2.1)	TDS (SM Method 2540C)	Anions (Cl, Fl, Sulfate) (300.0 Rev. 2.1 1993	NI Metals App. IV (6020B)_DISS	NI RAD 226-228 Cmbd	NI Mercury (7470B)_DISS	NI Metals Al, K, Mg, Na, Fe, Mn (6020B)_DISS	NI Fe2+/Mn2+ (6020B)_DISS	SA Nitrate/Nitrite (EPA Method 353.2)	<-- Preservative Type (6)
ARK-ARAMW-4	1/25/2024	9:25	N	N	WG			8	X	X	X	X	X	X	X	X	X		X	
ARK-ARGWC-7	1/25/2024	13:15	N	N	WG			8	X	X	X	X	X	X	X	X	X		X	
ARK-ARGWC-8	1/25/2024	14:50	N	N	WG			8	X	X	X	X	X	X	X	X	X		X	
ARK-ARGWC-9	1/25/2024	12:45	N	N	WG			8	X	X	X	X	X	X	X	X	X		X	
ARK-ARGWC-10	1/25/2024	13:35	N	N	WG			8	X	X	X	X	X	X	X	X	X		X	
ARK-ARGWA-12	1/25/2024	15:30	N	N	WG			8	X	X	X	X	X	X	X	X	X		X	
ARK-ARGWA-13	1/25/2024	9:50	N	N	WG			8	X	X	X	X	X	X	X	X	X		X	
ARK-ARGWC-16	1/25/2024	12:40	N	N	WG			8	X	X	X	X	X	X	X	X	X		X	
ARK-ARGWC-17	1/25/2024	11:10	N	N	WG			8	X	X	X	X	X	X	X	X	X		X	
ARK-ARGWC-18	1/25/2024	10:50	N	N	WG			8	X	X	X	X	X	X	X	X	X		X	

Comments (task_code: ARK-CCR-ASSMT-2024S1)

Chain of Custody Signatures

	Relinquished By (Signed)	Print Name	Date	Received by (signed)	Print Name	Date
1		Stantec	1-26-24			1/26/2024
2						1/26/24 13:0
3						

TAT Requested: Normal: X Rush: ____ Specify: ____ (Subject to Surcharge)

Fax Results: [ ] Yes [X] No

Select Deliverable: [ ] C of A [ ] QC Summary [ ] level 1 [X] Level 2 [ ] Level 3 [ ] Level 4

Additional Remarks:

For Lab Receiving Use Only: *Custody Seal Intact?* [ ] *Yes* [ ] *No* ***Cooler Temp:*** ____ °C

> ***For sample shipping and delivery details, see Sample Receipt & Review form (SRR.)***

Sample Collection Time Zone : [X] Eastern [ ] Pacific [ ] Central [ ] Mountain [ ] Other:

1.) Chain of Custody Number = Client Determined

2.) QC Codes: **N** = Normal Sample, **TB** = Trip Blank, **FD** = Field Duplicate, **EB** = Equipment Blank, **MS** = Matrix Spike Sample, **MSD** = Matrix Spike Duplicate Sample, **G** = Grab, **C** = Composite

3.) Field Filtered: For liquid matrices, indicate with a - **Y** - for yes the sample was field filtered or - **N** - for sample was not field filtered.

4.) Matrix Codes: **DW**=Drinking Water, **GW**=Groundwater, **SW**=Surface Water, **WW**=Waste Water, **W**=Water, **ML**=Misc Liquid, **SO**=Soil, **SD**=Sediment, **SL**=Sludge, **SS**=Solid Waste, **O**=Oil, **F**=Filter, **P**=Wipe, **U**=Urine, **F**=Fecal, **N**=Nasal

5.) Sample Analysis Requested: Analytical method requested (i.e. **8260B**, **6010B/7470A**) and number of containers provided for each (i.e. *8260B* - **3**, *6010B/7470A* - **1**).

6.) Preservative Type: **HA** = Hydrochloric Acid, **NI** = Nitric Acid, **SH** = Sodium Hydroxide, **SA** = Sulfuric Acid, **AA** = Ascorbic Acid, **HX** = Hexane, **ST** = Sodium Thiosulfate, If no preservative is added = leave field blank

7.) **KNOWN OR POSSIBLE HAZARDS**

RCRA Metals
As = Arsenic **Hg**= Mercury
Ba = Barium **Se**= Selenium
Cd = Cadmium **Ag**= Silver
Cr = Chromium **MR**= Misc. RCRA metals
Pb = Lead

Characteristic Hazards
FL = Flammable/Ignitable
CO = Corrosive
RE = Reactive

TSCA Regulated
PCB = Polychlorinated biphenyls

Listed Waste
LW= Listed Waste
(F,K,P and U-listed wastes.)
Waste code(s):

Other
OT= Other / Unknown
(i.e.: High/low pH, asbestos, beryllium, irritants, other misc. health hazards, etc.)
Description:

Please provide any additional details below regarding handling and/or disposal concerns.
(i.e.: Origin of sample(s), type of site collected from, odd matrices, etc.)

Page 3 of 5 SDG: 653088

Page: 2 of 2
Project # 175569434
GEL Quote #:
COC Number (1): 5 Sample Cooler(s)
PO Number: GPC82177-0005
Client Name: Georgia Power
Project/Site Name: Plant Arkwright Ash Pond 3
Address: 241 Ralph McGill Blvd SE, Atlanta, GA 30308
Collected By: Zach Levy, John Myer, Emily Scheiben

GEL Laboratories LLC
Chemistry Radiochemistry Radiobioassay Specialty Analytics

Chain of Custody and Analytical Request

GEL Work Order Number: ***GEL Project Manager: Erin Trent***

GEL Laboratories, LLC
2040 Savage Road
Charleston, SC 29407
Phone: (843) 556-8171
Fax: (843) 766-1178

Phone # (937-344-6533)
Fax: N/A
Send Results To: jabraham@southernco.com EDD@stantec.com
Cassidy.Sutherland@stantec.com

Sample Analysis Requested (5) (Fill in the number of containers for each test)

Sample ID (* For composites - indicate start and stop date/time)	*Date Collected (mm-dd-yy)	*Time Collected (Military) (hhmm)	QC Code (2)	Field Filtered (3)	Sample Matrix (4)	Should this sample be considered: Radioactive (If yes, please supply isotopic info.)	Should this sample be considered: (7) Known or possible Hazards	Total number of containers	Ag (App. I) (6020B)_DISS NI	Metals App. III (6020B)_DISS NI	Alkalinity (300.0 R2.1)	TDS (SM Method 2540C)	Anions (Cl, Fl, Sulfate) (300.0 Rev. 2.1 1993	Metals App. IV (6020B)_DISS NI	RAD 226-228 Cmbd NI	Mercury (7470B)_DISS NI	Metals Al, K, Mg, Na, Fe, Mn (6020B)_DISS NI	Fe2+/ Mn2+ (6020B)_DISS NI	Nitrate/ Nitrite (EPA Method 353.2) SA	<-- Preservative Type (6)	Comments (task_code: ARK-CCR-ASSMT-2024S1)
ARK-ARGWA-14	1/24/2024	14:15	N	N	WG			7	X	X	X	X	X	X	X	X	X		X		Sampled within 24 h; Filled 2 of 3 RAD containers; RAD, Alk, N on 1/25/2024
ARK-ARGWC-15	1/25/2024	15:30	N	N	WG			8	X	X	X	X	X	X	X	X	X		X		
ARK-AP3-EB-05	1/25/2024	11:15	EB	N	WQ			7		X		X	X	X	X	X			X		
ARK-AP3-FB-05	1/25/2024	10:30	FB	N	WQ			7		X		X	X	X	X	X			X		
ARK-AP3-FD-05	1/25/2024	NA	FD	N	WQ			7		X		X	X	X	X	X			X		

Chain of Custody Signatures

	Relinquished By (Signed)	Print Name	Date	Received by (signed)	Print Name	Date
1	Tyler Boyles	Stantec	1-26-24			1/26/2024
2				Erin Mahon	Crenshaw	1/26/24 1310
3				3		

TAT Requested: **Normal:** X **Rush:** _____ **Specify:** _____ **(Subject to Surcharge)**

Fax Results: [ ] Yes [X] No

Select Deliverable: [ ] C of A [ ] QC Summary [ ] level 1 [X] Level 2 [ ] Level 3 [ ] Level 4

Additional Remarks:

For Lab Receiving Use Only: *Custody Seal Intact?* [ ] *Yes* [ ] *No* ***Cooler Temp:*** _____ °C

> ***For sample shipping and delivery details, see Sample Receipt & Review form (SRR.)***

Sample Collection Time Zone : [X] Eastern [ ] Pacific [ ] Central [ ] Mountain [ ] Other:

1.) Chain of Custody Number = Client Determined

2.) QC Codes: **N** = Normal Sample, **TB** = Trip Blank, **FD** = Field Duplicate, **EB** = Equipment Blank, **MS** = Matrix Spike Sample, **MSD** = Matrix Spike Duplicate Sample, **G** = Grab, **C** = Composite

3.) Field Filtered: For liquid matrices, indicate with a **- Y -** for yes the sample was field filtered or **- N -** for sample was not field filtered.

4.) Matrix Codes: **DW**=Drinking Water, **GW**=Groundwater, **SW**=Surface Water, **WW**=Waste Water, **W**=Water, **ML**=Misc Liquid, **SO**=Soil, **SD**=Sediment, **SL**=Sludge, **SS**=Solid Waste, **O**=Oil, **F**=Filter, **P**=Wipe, **U**=Urine, **F**=Fecal, **N**=Nasal

5.) Sample Analysis Requested: Analytical method requested (i.e. **8260B**, **6010B/7470A**) and number of containers provided for each (i.e. *8260B* - **3**, *6010B/7470A* - **1**).

6.) Preservative Type: **HA** = Hydrochloric Acid, **NI** = Nitric Acid, **SH** = Sodium Hydroxide, **SA** = Sulfuric Acid, **AA** = Ascorbic Acid, **HX** = Hexane, **ST** = Sodium Thiosulfate, If no preservative is added = leave field blank

7.) **KNOWN OR POSSIBLE HAZARDS**

RCRA Metals
As = Arsenic **Hg**= Mercury
Ba = Barium **Se**= Selenium
Cd = Cadmium **Ag**= Silver
Cr = Chromium **MR**= Misc. RCRA metals
Pb = Lead

Characteristic Hazards
FL = Flammable/Ignitable
CO = Corrosive
RE = Reactive

TSCA Regulated
PCB = Polychlorinated biphenyls

Listed Waste
LW= Listed Waste
(F,K,P and U-listed wastes.)
Waste code(s):

Other
OT= Other / Unknown
(i.e.: High/low pH, asbestos, beryllium, irritants, other misc. health hazards, etc.)
Description:

Please provide any additional details below regarding handling and/or disposal concerns.
(i.e.: Origin of sample(s), type of site collected from, odd matrices, etc.)

653087
653087

GEL Laboratories LLC

SAMPLE RECEIPT & REVIEW FORM

Client: GRCC	SDG/AR/COC/Work Order:
Received By: CLM	Date Received: 1/26/24
Carrier and Tracking Number	Circle Applicable: FedEx Express FedEx Ground UPS Field Services Courier Other Cooler 1 - 0° 3 - 1° 5 - 1° 2 - 0° 4 - 1°

Suspected Hazard Information	Yes	No	
			*If Net Counts > 100cpm on samples not marked "radioactive", contact the Radiation Safety Group for further investigation.
A) Shipped as a DOT Hazardous?		✓	Hazard Class Shipped: UN#: If UN2910, Is the Radioactive Shipment Survey Compliant? Yes___ No___
B) Did the client designate the samples are to be received as radioactive?		✓	COC notation or radioactive stickers on containers equal client designation.
C) Did the RSO classify the samples as radioactive?		✓	Maximum Net Counts Observed* (Observed Counts - Area Background Counts): 0 CPM / mR/Hr Classified as: Rad 1 Rad 2 Rad 3
D) Did the client designate samples are hazardous?		✓	COC notation or hazard labels on containers equal client designation.
E) Did the RSO identify possible hazards?		✓	If D or E is yes, select Hazards below. PCB's Flammable Foreign Soil RCRA Asbestos Beryllium Other:

	Sample Receipt Criteria	Yes	NA	No	Comments/Qualifiers (Required for Non-Conforming Items)
1	Shipping containers received intact and sealed?	✓			Circle Applicable: Seals broken Damaged container Leaking container Other (describe)
2	Chain of custody documents included with shipment?	✓			Circle Applicable: Client contacted and provided COC COC created upon receipt
3	Samples requiring cold preservation within (0 ≤ 6 deg. C)?*	✓			Preservation Method: (Wet Ice) Ice Packs Dry ice None Other: *all temperatures are recorded in Celsius TEMP: See above with Cooler
4	Daily check performed and passed on IR temperature gun?	✓			Temperature Device Serial #: IR8-23 Secondary Temperature Device Serial # (If Applicable):
5	Sample containers intact and sealed?	✓			Circle Applicable: Seals broken Damaged container Leaking container Other (describe)
6	Samples requiring chemical preservation at proper pH?	✓			Sample ID's and Containers Affected: If Preservation added, Lot#:
7	Do any samples require Volatile Analysis?			✓	If Yes, are Encores or Soil Kits present for solids? Yes___ No___ NA___ (If yes, take to VOA Freezer) Do liquid VOA vials contain acid preservation? Yes___ No___ NA___ (If unknown, select No) Are liquid VOA vials free of headspace? Yes___ No___ NA___ Sample ID's and containers affected:
8	Samples received within holding time?	✓			ID's and tests affected:
9	Sample ID's on COC match ID's on bottles?	✓			ID's and containers affected:
10	Date & time on COC match date & time on bottles?	✓			Circle Applicable: No dates on containers No times on containers COC missing info Other (describe)
11	Number of containers received match number indicated on COC?	✓			Circle Applicable: No container count on COC Other (describe)
12	Are sample containers identifiable as GEL provided by use of GEL labels?	✓			
13	COC form is properly signed in relinquished/received sections?	✓			Circle Applicable: Not relinquished Other (describe)

Comments (Use Continuation Form if needed):

#1 of the sample ID: ARK-ARGWA-14 plastic 1,000 (RadioChem) was a little over half full.

PM (or PMA) review: Initials AT Date 1/29/24 Page 1 of 1

GL-CHL-SR-001 Rev 7

Page: 1 of 1
Project # 175569434
GEL Quote #:
COC Number (1): 2 Sample Cooler(s)
PO Number: GPC82177-0005

GEL Laboratories LLC
gel.com | Chemistry | Radiochemistry | Radiobioassay | Specialty Analytics

Chain of Custody and Analytical Request

Rev 1 653007 652879 652881

GEL Work Order Number: GEL Project Manager: Erin Trent

GEL Laboratories, LLC
2040 Savage Road
Charleston, SC 29407
Phone: (843) 556-8171
Fax: (843) 766-1178

1/24/24

Client Name: Georgia Power Phone # (937-344-6533)
Project/Site Name: Plant Arkwright Ash Pond 3 Fax: N/A
Address: 241 Ralph McGill Blvd SE, Atlanta, GA 30308
Collected By: Zach Levy, John Myer, Dylan Ripley, Emily Scheiben
Send Results To: jabraham@southernco.com EDD@stantec.com Cassidy.Sutherland@stantec.com

Sample Analysis Requested (5) (Fill in the number of containers for each test)

Sample ID (* For composites - indicate start and stop date/time)	*Date Collected (mm-dd-yy)	*Time Collected (Military) (hhmm)	QC Code (2)	Field Filtered (3)	Sample Matrix (4)	Should this sample be considered: Radioactive (If yes, please supply isotopic info.)	Should this sample be considered: (7) Known or possible Hazards	Total number of containers	Ag (App. I) (6020B) NI	Metals App. III (6020B) NI	Alkalinity (300.0 R2.1)	TDS (SM Method 2540C)	Anions (Cl, Fl, Sulfate) (300.0 Rev. 2.1 1993)	Metals App. IV (6020B) NI	RAD 226-228 Cmbd NI	Mercury (7470B) NI	Metals Al, K, Mg, Na, Fe, Mn (6020B) NI	Fe2+/ Mn2+ (6020B) Field Filtered NI	Nitrate/ Nitrite (EPA Method 353.2) SA	Comments (task_code: ARK-CCR-ASSMT-2024S1)
ARK-ARGWA-3	1/24/2024	15:25	N	N	WG			8	X	X	X	X	X	X	X	X	X		X	
ARK-ARGWA-5	1/24/2024	14:50	N	N	WG			8	X	X	X	X	X	X	X	X	X		X	
ARK-ARGWA-24	1/24/2024	11:20	N	N	WG			8	X	X	X	X	X	X	X	X	X		X	
ARK-AP3-FD-04	1/24/2024	NA	FD	N	WQ			7		X		X	X	X	X	X			X	
ARK-AP3-EB-04	1/24/2024	15:45	EB	N	WQ			7		X		X	X	X	X	X			X	
ARK-AP3-FB-04	1/24/2024	12:00	FB	N	WQ			7		X		X	X	X	X	X			X	

← Preservative Type (6)

Chain of Custody Signatures

Relinquished By (Signed)	Print Name	Date	Received by (signed)	Print Name	Date
1 John Myer	Stantec	1/25/2024	1		
2			2		
3			3		

TAT Requested: Normal: X Rush: ____ Specify: ____ (Subject to Surcharge)

Fax Results: [ ] Yes [X] No

Select Deliverable: [ ] C of A [ ] QC Summary [ ] level 1 [X] Level 2 [ ] Level 3 [ ] Level 4

Additional Remarks:

For Lab Receiving Use Only: Custody Seal Intact? [ ] Yes [ ] No *Cooler Temp:* ____ ℃

> *For sample shipping and delivery details, see Sample Receipt & Review form (SRR.)*

Sample Collection Time Zone [X] Eastern [ ] Pacific [ ] Central [ ] Mountain [ ] Other

1.) Chain of Custody Number = Client Determined

2.) QC Codes: N = Normal Sample, TB = Trip Blank, FD = Field Duplicate, EB = Equipment Blank, MS = Matrix Spike Sample, MSD = Matrix Spike Duplicate Sample, G = Grab, C = Composite

3.) Field Filtered: For liquid matrices, indicate with a - Y - for yes the sample was field filtered or - N - for sample was not field filtered.

4.) Matrix Codes: DW=Drinking Water, GW=Groundwater, SW=Surface Water, WW=Waste Water, W=Water, ML=Misc Liquid, SO=Soil, SD=Sediment, SL=Sludge, SS=Solid Waste, O=Oil, F=Filter, P=Wipe, U=Urine, F=Fecal, N=Nasal

5.) Sample Analysis Requested: Analytical method requested (i.e. **8260B, 6010B/7470A)** and number of containers provided for each (i.e. *8260B* **- 3**, *6010B/7470A* **- 1**).

6.) Preservative Type: HA = Hydrochloric Acid, NI = Nitric Acid, SH = Sodium Hydroxide, SA = Sulfuric Acid, AA = Ascorbic Acid, HX = Hexane, ST = Sodium Thiosulfate, If no preservative is added = leave field blank

Revised on 1/25/2024

7.) KNOWN OR POSSIBLE HAZARDS

RCRA Metals
As = Arsenic Hg= Mercury
Ba = Barium Se= Selenium
Cd = Cadmium Ag= Silver
Cr = Chromium MR= Misc. RCRA metals
Pb = Lead

Characteristic Hazards
FL = Flammable/Ignitable
CO = Corrosive
RE = Reactive

TSCA Regulated
PCB = Polychlorinated biphenyls

Listed Waste
LW= Listed Waste
(F,K,P and U-listed wastes.)
Waste code(s):

Other
OT= Other / Unknown
(i.e.: High/low pH, asbestos, beryllium, irritants, other misc. health hazards, etc.)
Description:

Please provide any additional details below regarding handling and/or disposal concerns. (i.e.: Origin of sample(s), type of site collected from, odd matrices, etc.)

Page: 1 of 1
Project # 175569434
GEL Quote #:
COC Number (1): 2 Sample Cooler(s)
PO Number: GPC82177-0005

GEL Laboratories LLC (Rev 1)
Chemistry | Radiochemistry | Radiobioassay | Specialty Analytics

Chain of Custody and Analytical Request

GEL Work Order Number: *GEL Project Manager: Erin Trent*

GEL Laboratories, LLC
2040 Savage Road
Charleston, SC 29407
Phone: (843) 556-8171
Fax: (843) 766-1178

1/24/24

Client Name: Georgia Power — Phone # (937-344-6533)
Project/Site Name: Plant Arkwright Ash Pond 3 — Fax: N/A
Address: 241 Ralph McGill Blvd SE, Atlanta, GA 30308
Collected By: Zach Levy, John Myer, Dylan Ripley, Emily Scheiben
Send Results To: jabraham@southernco.com EDD@stantec.com Cassidy.Sutherland@stantec.com

Sample Analysis Requested (5) (Fill in the number of containers for each test)

Sample ID * For composites - indicate start and stop date/time	*Date Collected (mm-dd-yy)	*Time Collected (Military) (hhmm)	QC Code (2)	Field Filtered (3)	Sample Matrix (4)	Should this sample be considered: Radioactive (if yes, please supply isotopic info.)	Should this sample be considered: (7) Known or possible Hazards	Total number of containers	NI Ag (App. I) (6020B) DISS	NI Metals App. III (6020B) DISS	Alkalinity (300.0 R2.1)	TDS (SM Method 2540C)	Anions (Cl, Fl, Sulfate) (300.0 Rev. 2.1 1993	NI Metals App. IV (6020B) DISS	NI RAD 226-228 Cmbd	NI Mercury (7470B)_DISS	NI Metals Al, K, Mg, Na, Fe, Mn (6020B) DISS	NI Fe2+/ Mn2+ (6020B) DISS	SA Nitrate/ Nitrite (EPA Method 353.2)	<-- Preservative Type (6)
ARK-ARGWA-3	1/24/2024	15:25	N	Y	WG			1										X		
ARK-ARGWA-5	1/24/2024	14:50	N	Y	WG			1										X		
ARK-ARGWA-24	1/24/2024	11:20	N	Y	WG			1										X		

Comments (task_code: ARK-CCR-ASSMT-2024S1)

Chain of Custody Signatures

	Relinquished By (Signed)	Print Name	Date	Received by (signed)	Print Name	Date
1	John Myer	Stantec	1/25/2024	1		
2				2		
3				3		

TAT Requested: Normal: X Rush: Specify: (Subject to Surcharge)

Fax Results: [ ] Yes [X] No

Select Deliverable: [ ] C of A [ ] QC Summary [ ] level 1 [X] Level 2 [ ] Level 3 [ ] Level 4

Additional Remarks:

For Lab Receiving Use Only: *Custody Seal Intact?* [ ] *Yes* [ ] *No* ***Cooler Temp:*** ____ °C

> ***For sample shipping and delivery details, see Sample Receipt & Review form (SRR)***

Sample Collection Time Zone [X] Eastern [ ] Pacific [ ] Central [ ] Mountain [ ] Other

1.) Chain of Custody Number = Client Determined

2.) QC Codes: **N** = Normal Sample, **TB** = Trip Blank, **FD** = Field Duplicate, **EB** = Equipment Blank, **MS** = Matrix Spike Sample, **MSD** = Matrix Spike Duplicate Sample, **G** = Grab, **C** = Composite

3.) Field Filtered: For liquid matrices, indicate with a - **Y** - for yes the sample was field filtered or - **N** - for sample was not field filtered.

4.) Matrix Codes: **DW**=Drinking Water, **GW**=Groundwater, **SW**=Surface Water, **WW**=Waste Water, **W**=Water, **ML**=Misc Liquid, **SO**=Soil, **SD**=Sediment, **SL**=Sludge, **SS**=Solid Waste, **O**=Oil, **F**=Filter, **P**=Wipe, **U**=Urine, **F**=Fecal, **N**=Nasal

5.) Sample Analysis Requested: Analytical method requested (i.e. **8260B, 6010B/7470A**) and number of containers provided for each (i.e. *8260B* - **3**, *6010B/7470A* - **1**).

6.) Preservative Type: **HA** = Hydrochloric Acid, **NI** = Nitric Acid, **SH** = Sodium Hydroxide, **SA** = Sulfuric Acid, **AA** = Ascorbic Acid, **HX** = Hexane, **ST** = Sodium Thiosulfate, If no preservative is added = leave field blank

Revised on 1/25/2024

7.) KNOWN OR POSSIBLE HAZARDS

RCRA Metals
As = Arsenic **Hg**= Mercury
Ba = Barium **Se**= Selenium
Cd = Cadmium **Ag**= Silver
Cr = Chromium **MR**= Misc. RCRA metals
Pb = Lead

Characteristic Hazards
FL = Flammable/Ignitable
CO = Corrosive
RE = Reactive

TSCA Regulated
PCB = Polychlorinated biphenyls

Listed Waste
LW= Listed Waste
(F,K,P and U-listed wastes.)
Waste code(s):

Other
OT= Other / Unknown
(i.e.: High/low pH, asbestos, beryllium, irritants, other misc. health hazards, etc.)
Description:

Please provide any additional details below regarding handling and/or disposal concerns. *(i.e.: Origin of sample(s), type of site collected from, odd matrices, etc.)*

Page: 1 of 1
Project # 175569434
GEL Quote #:
COC Number [1]: 2 Sample Cooler(s)
PO Number: GPC82177-0005
Client Name: Georgia Power

652881
652971

GEL Laboratories LLC
gel.com
Chemistry | Radiochemistry | Radiobioassay | Specialty Analytics

Chain of Custody and Analytical Request

GEL Work Order Number:
GEL Project Manager: Erin Trent

GEL Laboratories, LLC
2040 Savage Road
Charleston, SC 29407
Phone: (843) 556-8171
Fax: (843) 766-1178

Phone # (937-344-6533)
Project/Site Name: Plant Arkwright Ash Pond _3_
Fax: N/A
Address: 241 Ralph McGill Blvd SE, Atlanta, GA 30308
Collected By: Zach Levy, John Myer, Dylan Ripley, Emily Scheiben
Send Results To: jabraham@southernco.com EDD@stantec.com
Cassidy.Sutherland@stantec.com

Sample Analysis Requested [5] (Fill in the number of containers for each test)

Sample ID (* For composites - indicate start and stop date/time)	*Date Collected (mm-dd-yy)	*Time Collected (Military) (hhmm)	QC Code [2]	Field Filtered [3]	Sample Matrix [4]	Should this sample be considered: Radioactive (If yes, please supply isotopic info.)	Should this sample be considered: (7) Known or possible Hazards	Total number of containers	Ag (App. I) (6020B) NI	Metals App. III (6020B) NI	Alkalinity (300.0 R2.1)	TDS (SM Method 2540C)	Anions (Cl, Fl, Sulfate) (300.0 Rev: 2.1 1993)	Metals App. IV (6020B) NI	RAD 226-228 Cmbd NI	Mercury (7470B) NI	Metals Al, K, Mg, Na, Fe, Mn (6020B) NI	Fe2+/ Mn2+ (6020B) Field Filtered NI	Nitrate/ Nitrite (EPA Method 353.2) SA	<-- Preservative Type (6)	Comments (task_code: ARK-CCR-ASSMT-2024S1)
ARK-ARGWA-3	1/24/2024	15:25	N	Y	WG			9	X	X	X	X	X	X	X	X	X	X	X	X	
ARK-ARGWA-5	1/24/2024	14:50	N	Y	WG			9	X	X	X	X	X	X	X	X	X	X	X	X	
ARK-ARGWA-24	1/24/2024	11:20	N	Y	WG			9	X	X	X	X	X	X	X	X	X	X	X	X	
ARK-AP3-FD-04	1/24/2024	NA	FD	N	WQ			7		X		X	X	X	X	X			X		
ARK-AP3-EB-04	1/24/2024	15:45	EB	N	WQ			7		X		X	X	X	X	X			X		
ARK-AP3-FB-04	1/24/2024	12:00	FB	N	WQ			7		X		X	X	X	X	X			X		

Chain of Custody Signatures

	Relinquished By (Signed)	Print Name	Date	Received by (signed)	Print Name	Date
1		Stantec	1/25/24			1/25/2024
2			1/25/2024			1/25/24 1440
3						

TAT Requested: Normal: X Rush: ____ Specify: ____ (Subject to Surcharge)

Fax Results: [ ] Yes [X] No

Select Deliverable: [ ] C of A [ ] QC Summary [ ] level 1 [X] Level 2 [ ] Level 3 [ ] Level 4

Additional Remarks:

For Lab Receiving Use Only: *Custody Seal Intact?* [ ] *Yes* [ ] *No* ***Cooler Temp:*** 2 °C

> ***For sample shipping and delivery details, see Sample Receipt & Review form (SRR.)***

Sample Collection Time Zone : [X] Eastern [ ] Pacific [ ] Central [ ] Mountain [ ] Other:

1.) Chain of Custody Number = Client Determined

2.) QC Codes: **N** = Normal Sample, **TB** = Trip Blank, **FD** = Field Duplicate, **EB** = Equipment Blank, **MS** = Matrix Spike Sample, **MSD** = Matrix Spike Duplicate Sample, **G** = Grab, **C** = Composite

3.) Field Filtered: For liquid matrices, indicate with a - **Y** - for yes the sample was field filtered or - **N** - for sample was not field filtered.

4.) Matrix Codes: **DW**=Drinking Water, **GW**=Groundwater, **SW**=Surface Water, **WW**=Waste Water, **W**=Water, **ML**=Misc Liquid, **SO**=Soil, **SD**=Sediment, **SL**=Sludge, **SS**=Solid Waste, **O**=Oil, **F**=Filter, **P**=Wipe, **U**=Urine, **F**=Fecal, **N**=Nasal

5.) Sample Analysis Requested: Analytical method requested (i.e. **8260B**, **6010B/7470A**) and number of containers provided for each (i.e. *8260B* - **3**, *6010B/7470A* - **1**).

6.) Preservative Type: **HA** = Hydrochloric Acid, **NI** = Nitric Acid, **SH** = Sodium Hydroxide, **SA** = Sulfuric Acid, **AA** = Ascorbic Acid, **HX** = Hexane, **ST** = Sodium Thiosulfate, If no preservative is added = leave field blank

7.) **KNOWN OR POSSIBLE HAZARDS**

RCRA Metals
As = Arsenic **Hg**= Mercury
Ba = Barium **Se**= Selenium
Cd = Cadmium **Ag**= Silver
Cr = Chromium **MR**= Misc. RCRA metals
Pb = Lead

Characteristic Hazards
FL = Flammable/Ignitable
CO = Corrosive
RE = Reactive

TSCA Regulated
PCB = Polychlorinated biphenyls

Listed Waste
LW= Listed Waste
(F,K,P and U-listed wastes.)
Waste code(s):

Other
OT= Other / Unknown
(i.e.: High/low pH, asbestos, beryllium, irritants, other misc. health hazards, etc.)
Description:

Please provide any additional details below regarding handling and/or disposal concerns.
(i.e.: Origin of sample(s), type of site collected from, odd matrices, etc.)

Page: 1 of 1
Project # 175569434
GEL Quote #:
COC Number (1): 2 Sample Cooler(s)
PO Number: GPC82177-0005

GEL Laboratories LLC 652881
Chemistry | Radiochemistry | Radiobioassay | Specialty Analytics

Chain of Custody and Analytical Request

GEL Work Order Number: *GEL Project Manager: Erin Trent*

GEL Laboratories, LLC
2040 Savage Road
Charleston, SC 29407
Phone: (843) 556-8171
Fax: (843) 766-1178

Client Name: Georgia Power — Phone # (937-344-6533)
Project/Site Name: Plant Arkwright Ash Pond _3_ — Fax: N/A
Address: 241 Ralph McGill Blvd SE, Atlanta, GA 30308
Collected By: Zach Levy, John Myer, Dylan Ripley, Emily Scheiben
Send Results To: jabraham@southernco.com EDD@stantec.com Cassidy.Sutherland@stantec.com

Sample Analysis Requested (5) (Fill in the number of containers for each test)

Sample ID (* For composites - indicate start and stop date/time)	*Date Collected (mm-dd-yy)	*Time Collected (Military) (hhmm)	QC Code (2)	Field Filtered (3)	Sample Matrix (4)	Should this sample be considered: Radioactive (If yes, please supply isotopic info.)	Should this sample be considered: (7) Known or possible Hazards	Total number of containers	NI Ag (App. I) (6020B)	NI Metals App. III (6020B)	Alkalinity (300.0 R2.1)	TDS (SM Method 2540C)	Anions (Cl, Fl, Sulfate) (300.0 Rev. 2.1 1993	NI Metals App. IV (6020B)	NI RAD 226-228 Cmbd	NI Mercury (7470B)	NI Metals Al, K, Mg, Na, Fe, Mn (6020B)	NI Fe2+/ Mn2+ (6020B) Field Filtered	SA Nitrate/ Nitrite (EPA Method 353.2)	<-- Preservative Type (6)	Comments (task_code: ARK-CCR-ASSMT-2024S1)
ARK-ARGWA-3	1/24/2024	15:25	N	Y	WG			9	X	X	X	X	X	X	X	X	X	X	X		
ARK-ARGWA-5	1/24/2024	14:50	N	Y	WG			9	X	X	X	X	X	X	X	X	X	X	X		
ARK-ARGWA-24	1/24/2024	11:20	N	Y	WG			9	X	X	X	X	X	X	X	X	X	X	X		
ARK-AP3-FD-04	1/24/2024	NA	FD	N	WQ			7		X		X	X	X	X	X			X		
ARK-AP3-EB-04	1/24/2024	15:45	EB	N	WQ			7		X		X	X	X	X	X			X		
ARK-AP3-FB-04	1/24/2024	12:00	FB	N	WQ			7		X		X	X	X	X	X			X		

Chain of Custody Signatures

	Relinquished By (Signed)	Print Name	Date	Received by (signed)	Print Name	Date
1		Stantec	1/25/24			1/25/2024
2			1/25/2024			1/25/24 1446
3						

TAT Requested: Normal: X Rush: ____ Specify: ____ (Subject to Surcharge)

Fax Results: [ ] Yes [X] No

Select Deliverable: [ ] C of A [ ] QC Summary [ ] level 1 [X] Level 2 [ ] Level 3 [ ] Level 4

Additional Remarks:

For Lab Receiving Use Only: *Custody Seal Intact?* [ ] *Yes* [ ] *No* ***Cooler Temp:*** 2 °C

> ***For sample shipping and delivery details, see Sample Receipt & Review form (SRR.)***

Sample Collection Time Zone : [X] Eastern [ ] Pacific [ ] Central [ ] Mountain [ ] Other:

1.) Chain of Custody Number = Client Determined

2.) QC Codes: **N** = Normal Sample, **TB** = Trip Blank, **FD** = Field Duplicate, **EB** = Equipment Blank, **MS** = Matrix Spike Sample, **MSD** = Matrix Spike Duplicate Sample, **G** = Grab, **C** = Composite

3.) Field Filtered: For liquid matrices, indicate with a - **Y** - for yes the sample was field filtered or - **N** - for sample was not field filtered.

4.) Matrix Codes: **DW**=Drinking Water, **GW**=Groundwater, **SW**=Surface Water, **WW**=Waste Water, **W**=Water, **ML**=Misc Liquid, **SO**=Soil, **SD**=Sediment, **SL**=Sludge, **SS**=Solid Waste, **O**=Oil, **F**=Filter, **P**=Wipe, **U**=Urine, **F**=Fecal, **N**=Nasal

5.) Sample Analysis Requested: Analytical method requested (i.e. **8260B**, **6010B/7470A**) and number of containers provided for each (i.e. *8260B* - **3**, *6010B/7470A* - **1**).

6.) Preservative Type: **HA** = Hydrochloric Acid, **NI** = Nitric Acid, **SH** = Sodium Hydroxide, **SA** = Sulfuric Acid, **AA** = Ascorbic Acid, **HX** = Hexane, **ST** = Sodium Thiosulfate, If no preservative is added = leave field blank

7.) **KNOWN OR POSSIBLE HAZARDS**

RCRA Metals
As = Arsenic **Hg**= Mercury
Ba = Barium **Se**= Selenium
Cd = Cadmium **Ag**= Silver
Cr = Chromium **MR**= Misc. RCRA metals
Pb = Lead

Characteristic Hazards
FL = Flammable/Ignitable
CO = Corrosive
RE = Reactive

TSCA Regulated
PCB = Polychlorinated biphenyls

Listed Waste
LW= Listed Waste
(F,K,P and U-listed wastes.)
Waste code(s):

Other
OT= Other / Unknown
(i.e.: High/low pH, asbestos, beryllium, irritants, other misc. health hazards, etc.)
Description:

Please provide any additional details below regarding handling and/or disposal concerns.
(i.e.: Origin of sample(s), type of site collected from, odd matrices, etc.)

652877 / 652881

GEL Laboratories LLC

SAMPLE RECEIPT & REVIEW FORM

Client: GPCC	SDG/AR/COC/Work Order:
Received By: QG	Date Received: 1/25/24
Carrier and Tracking Number	Circle Applicable: FedEx Express FedEx Ground UPS Field Services Courier Other

n/a

Suspected Hazard Information	Yes	No	
			*If Net Counts > 100cpm on samples not marked "radioactive", contact the Radiation Safety Group for further investigation.
A)Shipped as a DOT Hazardous?		✓	Hazard Class Shipped: UN#: If UN2910, Is the Radioactive Shipment Survey Compliant? Yes___ No___
B) Did the client designate the samples are to be received as radioactive?		✓	COC notation or radioactive stickers on containers equal client designation.
C) Did the RSO classify the samples as radioactive?		✓	Maximum Net Counts Observed* (Observed Counts - Area Background Counts): 0 CPM / mR/Hr Classified as: Rad 1 Rad 2 Rad 3
D) Did the client designate samples are hazardous?		✓	COC notation or hazard labels on containers equal client designation.
E) Did the RSO identify possible hazards?		✓	If D or E is yes, select Hazards below. PCB's Flammable Foreign Soil RCRA Asbestos Beryllium Other:

	Sample Receipt Criteria	Yes	NA	No	Comments/Qualifiers (Required for Non-Conforming Items)
1	Shipping containers received intact and sealed?	✓			Circle Applicable: Seals broken Damaged container Leaking container Other (describe)
2	Chain of custody documents included with shipment?	✓			Circle Applicable: Client contacted and provided COC COC created upon receipt
3	Samples requiring cold preservation within (0 ≤ 6 deg. C)?*	✓			Preservation Method: Wet Ice Ice Packs Dry ice None Other: *all temperatures are recorded in Celsius TEMP: 2 c
4	Daily check performed and passed on IR temperature gun?	✓			Temperature Device Serial #: IR1-23 Secondary Temperature Device Serial # (If Applicable):
5	Sample containers intact and sealed?	✓			Circle Applicable: Seals broken Damaged container Leaking container Other (describe)
6	Samples requiring chemical preservation at proper pH?		✓		Sample ID's and Containers Affected: If Preservation added, Lot#:
7	Do any samples require Volatile Analysis?		✓		If Yes, are Encores or Soil Kits present for solids? Yes___ No___ NA___(If yes, take to VOA Freezer) Do liquid VOA vials contain acid preservation? Yes___ No___ NA___(If unknown, select No) Are liquid VOA vials free of headspace? Yes___ No___ NA___ Sample ID's and containers affected:
8	Samples received within holding time?	✓			ID's and tests affected:
9	Sample ID's on COC match ID's on bottles?	✓			ID's and containers affected:
10	Date & time on COC match date & time on bottles?	✓			Circle Applicable: No dates on containers No times on containers COC missing info Other (describe)
11	Number of containers received match number indicated on COC?	✓			Circle Applicable: No container count on COC Other (describe)
12	Are sample containers identifiable as GEL provided by use of GEL labels?	✓			
13	COC form is properly signed in relinquished/received sections?	✓			Circle Applicable: Not relinquished Other (describe)

Comments (Use Continuation Form if needed):

PM (or PMA) review: Initials WJ Date 1/26/24 Page 1 of 1

List of current GEL Certifications as of 22 February 2024

State	Certification
Alabama	42200
Alaska	17-018
Alaska Drinking Water	SC00012
Arkansas	88-00651
CLIA	42D0904046
California	2940
Colorado	SC00012
Connecticut	PH-0169
DoD ELAP/ ISO17025 A2LA	2567.01
Florida NELAP	E87156
Foreign Soils Permit	P330-15-00283, P330-15-00253
Georgia	SC00012
Georgia SDWA	967
Hawaii	SC00012
Idaho	SC00012
Illinois NELAP	200029
Indiana	C-SC-01
Kansas NELAP	E-10332
Kentucky SDWA	KY90129
Kentucky Wastewater	KY90129
Louisiana Drinking Water	LA024
Louisiana NELAP	03046 (AI33904)
Maine	2023019
Maryland	270
Massachusetts	M-SC012
Massachusetts PFAS Approv	Letter
Michigan	9976
Mississippi	SC00012
Nebraska	NE-OS-26-13
Nevada	SC000122024-05
New Hampshire NELAP	2054
New Jersey NELAP	SC002
New Mexico	SC00012
New York NELAP	11501
North Carolina	233
North Carolina SDWA	45709
North Dakota	R-158
Oklahoma	2023-152
Pennsylvania NELAP	68-00485
Puerto Rico	SC00012
S. Carolina Radiochem	10120002
Sanitation Districts of L	9255651
South Carolina Chemistry	10120001
Tennessee	TN 02934
Texas NELAP	T104704235-23-21
Utah NELAP	SC000122023-38
Vermont	VT87156
Virginia NELAP	460202
Washington	C780

Pace Analytical Services, LLC
110 Technology Parkway
Peachtree Corners, GA 30092
(770)734-4200

January 31, 2024

Kelley Sharpe
ARCADIS - Atlanta
2839 Paces Ferry Rd
STE 900
Atlanta, GA 30339

RE: Project: Plant Arkwright-CCR Ash Pond
Pace Project No.: 92709794

Dear Kelley Sharpe:

Enclosed are the analytical results for sample(s) received by the laboratory on January 24, 2024. The results relate only to the samples included in this report. Results reported herein conform to the applicable TNI/NELAC Standards and the laboratory's Quality Manual, where applicable, unless otherwise noted in the body of the report.

The test results provided in this final report were generated by each of the following laboratories within the Pace Network:

- Pace Analytical Services - Asheville
- Pace Analytical Services - Peachtree Corners, GA

If you have any questions concerning this report, please feel free to contact me.

Sincerely,

Maiya Parks
maiya.parks@pacelabs.com
770-734-4205
Project Manager

Enclosures

cc: Joju Abraham, Georgia Power-CCR
Jordan Gamble, ARCADIS - Atlanta
Ben Hodges, Georgia Power-CCR
Warren Johnson, ARCADIS - Atlanta
Laura Midkiff, Southern Company
Noelia Muskus Ruiz, Georgia Power
Tina Sullivan, ERM

This report shall not be reproduced, except in full,
without the written consent of Pace Analytical Services, LLC.

Pace Analytical Services, LLC
110 Technology Parkway
Peachtree Corners, GA 30092
(770)734-4200

CERTIFICATIONS

Project: Plant Arkwright-CCR Ash Pond
Pace Project No.: 92709794

Pace Analytical Services Asheville
2225 Riverside Drive, Asheville, NC 28804
Florida/NELAP Certification #: E87648
North Carolina Drinking Water Certification #: 37712
North Carolina Wastewater Certification #: 40
South Carolina Laboratory ID: 99030
South Carolina Certification #: 99030001
Virginia/VELAP Certification #: 460222

Pace Analytical Services Peachtree Corners
110 Technology Pkwy, Peachtree Corners, GA 30092
Florida DOH Certification #: E87315
Georgia DW Inorganics Certification #: 812
North Carolina Certification #: 381
South Carolina Certification #: 98011001
Virginia Certification #: 460204

REPORT OF LABORATORY ANALYSIS

This report shall not be reproduced, except in full,
without the written consent of Pace Analytical Services, LLC.

Pace Analytical Services, LLC
110 Technology Parkway
Peachtree Corners, GA 30092
(770)734-4200

SAMPLE SUMMARY

Project: Plant Arkwright-CCR Ash Pond
Pace Project No.: 92709794

Lab ID	Sample ID	Matrix	Date Collected	Date Received
92709794001	**ARK-BT-1.6**	Water	01/23/24 17:35	01/24/24 11:06
92709794002	**ARK-BT-1.1**	Water	01/23/24 16:50	01/24/24 11:06
92709794003	**ARK-BT-1.2**	Water	01/23/24 17:06	01/24/24 11:06
92709794004	**ARK-BT-1.3**	Water	01/23/24 17:18	01/24/24 11:06
92709794005	**ARK-BT-1.0**	Water	01/23/24 16:35	01/24/24 11:06
92709794006	**ARK-BC-0.8b**	Water	01/23/24 16:14	01/24/24 11:06

This report shall not be reproduced, except in full,
without the written consent of Pace Analytical Services, LLC.

Pace Analytical Services, LLC
110 Technology Parkway
Peachtree Corners, GA 30092
(770)734-4200

SAMPLE ANALYTE COUNT

Project: Plant Arkwright-CCR Ash Pond
Pace Project No.: 92709794

Lab ID	Sample ID	Method	Analysts	Analytes Reported	Laboratory
92709794001	**ARK-BT-1.6**	EPA 6010D	DRB	5	PASI-GA
		EPA 6020B	MT1	1	PASI-GA
		SM 2540C-2015	DL1	1	PASI-GA
		SM 2320B-2011	SMS	2	PASI-A
		EPA 9056A	CDC	3	PASI-A
92709794002	**ARK-BT-1.1**	EPA 6010D	DRB	5	PASI-GA
		EPA 6020B	MT1	1	PASI-GA
		SM 2540C-2015	DL1	1	PASI-GA
		SM 2320B-2011	SMS	2	PASI-A
		EPA 9056A	CDC	3	PASI-A
92709794003	**ARK-BT-1.2**	EPA 6010D	DRB	5	PASI-GA
		EPA 6020B	MT1	1	PASI-GA
		SM 2540C-2015	DL1	1	PASI-GA
		SM 2320B-2011	SMS	2	PASI-A
		EPA 9056A	CDC	3	PASI-A
92709794004	**ARK-BT-1.3**	EPA 6010D	DRB	5	PASI-GA
		EPA 6020B	MT1	1	PASI-GA
		SM 2540C-2015	DL1	1	PASI-GA
		SM 2320B-2011	SMS	2	PASI-A
		EPA 9056A	CDC	3	PASI-A
92709794005	**ARK-BT-1.0**	EPA 6010D	DRB	5	PASI-GA
		EPA 6020B	MT1	1	PASI-GA
		SM 2540C-2015	DL1	1	PASI-GA
		SM 2320B-2011	SMS	2	PASI-A
		EPA 9056A	CDC	3	PASI-A
92709794006	**ARK-BC-0.8b**	EPA 6010D	DRB	5	PASI-GA
		EPA 6020B	MT1	1	PASI-GA
		SM 2540C-2015	DL1	1	PASI-GA
		SM 2320B-2011	SMS	2	PASI-A
		EPA 9056A	CDC	3	PASI-A

PASI-A = Pace Analytical Services - Asheville
PASI-GA = Pace Analytical Services - Peachtree Corners, GA

This report shall not be reproduced, except in full,
without the written consent of Pace Analytical Services, LLC.

Pace Analytical Services, LLC
110 Technology Parkway
Peachtree Corners, GA 30092
(770)734-4200

ANALYTICAL RESULTS

Project: Plant Arkwright-CCR Ash Pond
Pace Project No.: 92709794

Sample: ARK-BT-1.6 **Lab ID: 92709794001** Collected: 01/23/24 17:35 Received: 01/24/24 11:06 Matrix: Water

Parameters	Results	Units	Report Limit	DF	Prepared	Analyzed	CAS No.	Qual
6010D ATL ICP	Analytical Method: EPA 6010D Preparation Method: EPA 3010A Pace Analytical Services - Peachtree Corners, GA							
Boron	ND	mg/L	0.040	1	01/25/24 13:04	01/26/24 21:49	7440-42-8	
Potassium	**2.0**	mg/L	0.50	1	01/25/24 13:04	01/26/24 21:49	7440-09-7	
Sodium	**5.9**	mg/L	1.0	1	01/25/24 13:04	01/26/24 21:49	7440-23-5	
Calcium	**8.0**	mg/L	1.0	1	01/25/24 13:04	01/26/24 21:49	7440-70-2	
Magnesium	**5.1**	mg/L	0.050	1	01/25/24 13:04	01/26/24 21:49	7439-95-4	
6020 MET ICPMS	Analytical Method: EPA 6020B Preparation Method: EPA 3005A Pace Analytical Services - Peachtree Corners, GA							
Cobalt	ND	mg/L	0.0050	1	01/26/24 10:13	01/26/24 19:12	7440-48-4	
2540C Total Dissolved Solids	Analytical Method: SM 2540C-2015 Pace Analytical Services - Peachtree Corners, GA							
Total Dissolved Solids	**91.0**	mg/L	25.0	1		01/25/24 12:58		
2320B Alkalinity	Analytical Method: SM 2320B-2011 Pace Analytical Services - Asheville							
Alkalinity,Bicarbonate (CaCO3)	**42.9**	mg/L	5.0	1		01/25/24 14:01		
Alkalinity, Total as CaCO3	**42.9**	mg/L	5.0	1		01/25/24 14:01		
9056 IC anions 28 Days	Analytical Method: EPA 9056A Pace Analytical Services - Asheville							
Chloride	**5.0**	mg/L	1.0	1		01/25/24 02:57	16887-00-6	
Fluoride	ND	mg/L	0.10	1		01/25/24 02:57	16984-48-8	
Sulfate	**2.8**	mg/L	1.0	1		01/25/24 02:57	14808-79-8	

REPORT OF LABORATORY ANALYSIS

This report shall not be reproduced, except in full,
without the written consent of Pace Analytical Services, LLC.

Pace Analytical Services, LLC
110 Technology Parkway
Peachtree Corners, GA 30092
(770)734-4200

ANALYTICAL RESULTS

Project: Plant Arkwright-CCR Ash Pond
Pace Project No.: 92709794

Sample: ARK-BT-1.1 **Lab ID: 92709794002** Collected: 01/23/24 16:50 Received: 01/24/24 11:06 Matrix: Water

Parameters	Results	Units	Report Limit	DF	Prepared	Analyzed	CAS No.	Qual
6010D ATL ICP	Analytical Method: EPA 6010D Preparation Method: EPA 3010A Pace Analytical Services - Peachtree Corners, GA							
Boron	**0.054**	mg/L	0.040	1	01/25/24 13:04	01/26/24 21:54	7440-42-8	
Potassium	**1.9**	mg/L	0.50	1	01/25/24 13:04	01/26/24 21:54	7440-09-7	
Sodium	**7.2**	mg/L	1.0	1	01/25/24 13:04	01/26/24 21:54	7440-23-5	
Calcium	**11.1**	mg/L	1.0	1	01/25/24 13:04	01/26/24 21:54	7440-70-2	
Magnesium	**8.4**	mg/L	0.050	1	01/25/24 13:04	01/26/24 21:54	7439-95-4	
6020 MET ICPMS	Analytical Method: EPA 6020B Preparation Method: EPA 3005A Pace Analytical Services - Peachtree Corners, GA							
Cobalt	ND	mg/L	0.0050	1	01/26/24 10:13	01/26/24 19:16	7440-48-4	
2540C Total Dissolved Solids	Analytical Method: SM 2540C-2015 Pace Analytical Services - Peachtree Corners, GA							
Total Dissolved Solids	**111**	mg/L	25.0	1		01/25/24 12:59		
2320B Alkalinity	Analytical Method: SM 2320B-2011 Pace Analytical Services - Asheville							
Alkalinity,Bicarbonate (CaCO3)	**39.8**	mg/L	5.0	1		01/25/24 14:07		
Alkalinity, Total as CaCO3	**39.8**	mg/L	5.0	1		01/25/24 14:07		
9056 IC anions 28 Days	Analytical Method: EPA 9056A Pace Analytical Services - Asheville							
Chloride	**4.9**	mg/L	1.0	1		01/25/24 03:12	16887-00-6	
Fluoride	ND	mg/L	0.10	1		01/25/24 03:12	16984-48-8	
Sulfate	**31.6**	mg/L	1.0	1		01/25/24 03:12	14808-79-8	

REPORT OF LABORATORY ANALYSIS

This report shall not be reproduced, except in full,
without the written consent of Pace Analytical Services, LLC.

Pace Analytical Services, LLC
110 Technology Parkway
Peachtree Corners, GA 30092
(770)734-4200

ANALYTICAL RESULTS

Project: Plant Arkwright-CCR Ash Pond
Pace Project No.: 92709794

Sample: ARK-BT-1.2 **Lab ID: 92709794003** Collected: 01/23/24 17:06 Received: 01/24/24 11:06 Matrix: Water

Parameters	Results	Units	Report Limit	DF	Prepared	Analyzed	CAS No.	Qual
6010D ATL ICP	Analytical Method: EPA 6010D Preparation Method: EPA 3010A Pace Analytical Services - Peachtree Corners, GA							
Boron	**0.064**	mg/L	0.040	1	01/25/24 13:04	01/26/24 21:59	7440-42-8	
Potassium	**2.1**	mg/L	0.50	1	01/25/24 13:04	01/26/24 21:59	7440-09-7	
Sodium	**7.5**	mg/L	1.0	1	01/25/24 13:04	01/26/24 21:59	7440-23-5	
Calcium	**12.1**	mg/L	1.0	1	01/25/24 13:04	01/26/24 21:59	7440-70-2	
Magnesium	**9.2**	mg/L	0.050	1	01/25/24 13:04	01/26/24 21:59	7439-95-4	
6020 MET ICPMS	Analytical Method: EPA 6020B Preparation Method: EPA 3005A Pace Analytical Services - Peachtree Corners, GA							
Cobalt	**0.0063**	mg/L	0.0050	1	01/26/24 10:13	01/26/24 19:20	7440-48-4	
2540C Total Dissolved Solids	Analytical Method: SM 2540C-2015 Pace Analytical Services - Peachtree Corners, GA							
Total Dissolved Solids	**149**	mg/L	25.0	1		01/25/24 12:59		
2320B Alkalinity	Analytical Method: SM 2320B-2011 Pace Analytical Services - Asheville							
Alkalinity,Bicarbonate (CaCO3)	**43.1**	mg/L	5.0	1		01/25/24 14:14		
Alkalinity, Total as CaCO3	**43.1**	mg/L	5.0	1		01/25/24 14:14		
9056 IC anions 28 Days	Analytical Method: EPA 9056A Pace Analytical Services - Asheville							
Chloride	**5.0**	mg/L	1.0	1		01/25/24 03:27	16887-00-6	
Fluoride	ND	mg/L	0.10	1		01/25/24 03:27	16984-48-8	
Sulfate	**34.3**	mg/L	1.0	1		01/25/24 03:27	14808-79-8	

REPORT OF LABORATORY ANALYSIS

This report shall not be reproduced, except in full,
without the written consent of Pace Analytical Services, LLC.

Pace Analytical Services, LLC
110 Technology Parkway
Peachtree Corners, GA 30092
(770)734-4200

ANALYTICAL RESULTS

Project: Plant Arkwright-CCR Ash Pond
Pace Project No.: 92709794

Sample: ARK-BT-1.3 **Lab ID: 92709794004** Collected: 01/23/24 17:18 Received: 01/24/24 11:06 Matrix: Water

Parameters	Results	Units	Report Limit	DF	Prepared	Analyzed	CAS No.	Qual
6010D ATL ICP	Analytical Method: EPA 6010D Preparation Method: EPA 3010A Pace Analytical Services - Peachtree Corners, GA							
Boron	**0.049**	mg/L	0.040	1	01/25/24 13:04	01/26/24 22:03	7440-42-8	
Potassium	**1.9**	mg/L	0.50	1	01/25/24 13:04	01/26/24 22:03	7440-09-7	
Sodium	**7.0**	mg/L	1.0	1	01/25/24 13:04	01/26/24 22:03	7440-23-5	
Calcium	**10.6**	mg/L	1.0	1	01/25/24 13:04	01/26/24 22:03	7440-70-2	
Magnesium	**8.1**	mg/L	0.050	1	01/25/24 13:04	01/26/24 22:03	7439-95-4	
6020 MET ICPMS	Analytical Method: EPA 6020B Preparation Method: EPA 3005A Pace Analytical Services - Peachtree Corners, GA							
Cobalt	**0.0055**	mg/L	0.0050	1	01/26/24 10:13	01/26/24 19:24	7440-48-4	
2540C Total Dissolved Solids	Analytical Method: SM 2540C-2015 Pace Analytical Services - Peachtree Corners, GA							
Total Dissolved Solids	**156**	mg/L	25.0	1		01/25/24 12:59		
2320B Alkalinity	Analytical Method: SM 2320B-2011 Pace Analytical Services - Asheville							
Alkalinity,Bicarbonate (CaCO3)	**42.4**	mg/L	5.0	1		01/25/24 14:21		
Alkalinity, Total as CaCO3	**42.4**	mg/L	5.0	1		01/25/24 14:21		
9056 IC anions 28 Days	Analytical Method: EPA 9056A Pace Analytical Services - Asheville							
Chloride	**5.1**	mg/L	1.0	1		01/25/24 04:12	16887-00-6	
Fluoride	ND	mg/L	0.10	1		01/25/24 04:12	16984-48-8	
Sulfate	**28.3**	mg/L	1.0	1		01/25/24 04:12	14808-79-8	

REPORT OF LABORATORY ANALYSIS

This report shall not be reproduced, except in full,
without the written consent of Pace Analytical Services, LLC.

Pace Analytical Services, LLC
110 Technology Parkway
Peachtree Corners, GA 30092
(770)734-4200

ANALYTICAL RESULTS

Project: Plant Arkwright-CCR Ash Pond
Pace Project No.: 92709794

Sample: ARK-BT-1.0 **Lab ID: 92709794005** Collected: 01/23/24 16:35 Received: 01/24/24 11:06 Matrix: Water

Parameters	Results	Units	Report Limit	DF	Prepared	Analyzed	CAS No.	Qual
6010D ATL ICP	Analytical Method: EPA 6010D Preparation Method: EPA 3010A Pace Analytical Services - Peachtree Corners, GA							
Boron	**0.053**	mg/L	0.040	1	01/25/24 13:04	01/26/24 22:18	7440-42-8	
Potassium	**2.0**	mg/L	0.50	1	01/25/24 13:04	01/26/24 22:18	7440-09-7	
Sodium	**7.1**	mg/L	1.0	1	01/25/24 13:04	01/26/24 22:18	7440-23-5	
Calcium	**11.0**	mg/L	1.0	1	01/25/24 13:04	01/26/24 22:18	7440-70-2	
Magnesium	**8.2**	mg/L	0.050	1	01/25/24 13:04	01/26/24 22:18	7439-95-4	
6020 MET ICPMS	Analytical Method: EPA 6020B Preparation Method: EPA 3005A Pace Analytical Services - Peachtree Corners, GA							
Cobalt	ND	mg/L	0.0050	1	01/26/24 10:13	01/26/24 19:35	7440-48-4	
2540C Total Dissolved Solids	Analytical Method: SM 2540C-2015 Pace Analytical Services - Peachtree Corners, GA							
Total Dissolved Solids	**110**	mg/L	25.0	1		01/25/24 13:00		
2320B Alkalinity	Analytical Method: SM 2320B-2011 Pace Analytical Services - Asheville							
Alkalinity,Bicarbonate (CaCO3)	**49.1**	mg/L	5.0	1		01/25/24 21:59		
Alkalinity, Total as CaCO3	**49.1**	mg/L	5.0	1		01/25/24 21:59		
9056 IC anions 28 Days	Analytical Method: EPA 9056A Pace Analytical Services - Asheville							
Chloride	**4.8**	mg/L	1.0	1		01/25/24 04:27	16887-00-6	
Fluoride	ND	mg/L	0.10	1		01/25/24 04:27	16984-48-8	
Sulfate	**31.8**	mg/L	1.0	1		01/25/24 04:27	14808-79-8	

REPORT OF LABORATORY ANALYSIS

This report shall not be reproduced, except in full,
without the written consent of Pace Analytical Services, LLC.

Pace Analytical Services, LLC
110 Technology Parkway
Peachtree Corners, GA 30092
(770)734-4200

ANALYTICAL RESULTS

Project: Plant Arkwright-CCR Ash Pond
Pace Project No.: 92709794

Sample: ARK-BC-0.8b **Lab ID: 92709794006** Collected: 01/23/24 16:14 Received: 01/24/24 11:06 Matrix: Water

Parameters	Results	Units	Report Limit	DF	Prepared	Analyzed	CAS No.	Qual
6010D ATL ICP	Analytical Method: EPA 6010D Preparation Method: EPA 3010A Pace Analytical Services - Peachtree Corners, GA							
Boron	ND	mg/L	0.040	1	01/25/24 13:04	01/26/24 22:23	7440-42-8	
Potassium	**1.9**	mg/L	0.50	1	01/25/24 13:04	01/26/24 22:23	7440-09-7	
Sodium	**8.6**	mg/L	1.0	1	01/25/24 13:04	01/26/24 22:23	7440-23-5	
Calcium	**8.1**	mg/L	1.0	1	01/25/24 13:04	01/26/24 22:23	7440-70-2	
Magnesium	**4.3**	mg/L	0.050	1	01/25/24 13:04	01/26/24 22:23	7439-95-4	
6020 MET ICPMS	Analytical Method: EPA 6020B Preparation Method: EPA 3005A Pace Analytical Services - Peachtree Corners, GA							
Cobalt	ND	mg/L	0.0050	1	01/26/24 10:13	01/26/24 19:39	7440-48-4	
2540C Total Dissolved Solids	Analytical Method: SM 2540C-2015 Pace Analytical Services - Peachtree Corners, GA							
Total Dissolved Solids	**85.0**	mg/L	25.0	1		01/25/24 13:00		
2320B Alkalinity	Analytical Method: SM 2320B-2011 Pace Analytical Services - Asheville							
Alkalinity,Bicarbonate (CaCO3)	**38.4**	mg/L	5.0	1		01/25/24 14:50		
Alkalinity, Total as CaCO3	**38.4**	mg/L	5.0	1		01/25/24 14:50		
9056 IC anions 28 Days	Analytical Method: EPA 9056A Pace Analytical Services - Asheville							
Chloride	**8.4**	mg/L	1.0	1		01/25/24 04:42	16887-00-6	
Fluoride	ND	mg/L	0.10	1		01/25/24 04:42	16984-48-8	
Sulfate	**8.2**	mg/L	1.0	1		01/25/24 04:42	14808-79-8	

REPORT OF LABORATORY ANALYSIS

This report shall not be reproduced, except in full,
without the written consent of Pace Analytical Services, LLC.

Pace Analytical Services, LLC
110 Technology Parkway
Peachtree Corners, GA 30092
(770)734-4200

QUALITY CONTROL DATA

Project: Plant Arkwright-CCR Ash Pond
Pace Project No.: 92709794

QC Batch: 827606
QC Batch Method: EPA 3010A
Analysis Method: EPA 6010D
Analysis Description: 6010D ATL
Laboratory: Pace Analytical Services - Peachtree Corners, GA
Associated Lab Samples: 92709794001, 92709794002, 92709794003, 92709794004, 92709794005, 92709794006

METHOD BLANK: 4279128 Matrix: Water
Associated Lab Samples: 92709794001, 92709794002, 92709794003, 92709794004, 92709794005, 92709794006

Parameter	Units	Blank Result	Reporting Limit	Analyzed	Qualifiers
Boron	mg/L	ND	0.040	01/26/24 20:22	
Calcium	mg/L	ND	1.0	01/26/24 20:22	
Magnesium	mg/L	ND	0.050	01/26/24 20:22	
Potassium	mg/L	ND	0.50	01/26/24 20:22	
Sodium	mg/L	ND	1.0	01/26/24 20:22	

LABORATORY CONTROL SAMPLE: 4279129

Parameter	Units	Spike Conc.	LCS Result	LCS % Rec	% Rec Limits	Qualifiers
Boron	mg/L	1	0.98	98	80-120	
Calcium	mg/L	1	.99J	99	80-120	
Magnesium	mg/L	1	1.0	102	80-120	
Potassium	mg/L	1	1.1	108	80-120	
Sodium	mg/L	1	1.0	104	80-120	

MATRIX SPIKE & MATRIX SPIKE DUPLICATE: 4279130 4279131

Parameter	Units	92709790001 Result	MS Spike Conc.	MSD Spike Conc.	MS Result	MSD Result	MS % Rec	MSD % Rec	% Rec Limits	RPD	Max RPD	Qual
Boron	mg/L	ND	1	1	1.0	1.0	102	101	75-125	1	20	
Calcium	mg/L	8.5	1	1	9.1	9.0	63	52	75-125	1	20	
Magnesium	mg/L	4.3	1	1	5.2	5.1	83	77	75-125	1	20	
Potassium	mg/L	2.1	1	1	3.0	3.1	95	96	75-125	1	20	
Sodium	mg/L	8.9	1	1	9.5	9.4	62	49	75-125	1	20	

Results presented on this page are in the units indicated by the "Units" column except where an alternate unit is presented to the right of the result.

REPORT OF LABORATORY ANALYSIS

This report shall not be reproduced, except in full,
without the written consent of Pace Analytical Services, LLC.

Pace Analytical Services, LLC
110 Technology Parkway
Peachtree Corners, GA 30092
(770)734-4200

QUALITY CONTROL DATA

Project: Plant Arkwright-CCR Ash Pond
Pace Project No.: 92709794

QC Batch: 827976
QC Batch Method: EPA 3005A
Analysis Method: EPA 6020B
Analysis Description: 6020 MET
Laboratory: Pace Analytical Services - Peachtree Corners, GA
Associated Lab Samples: 92709794001, 92709794002, 92709794003, 92709794004, 92709794005, 92709794006

METHOD BLANK: 4280989 Matrix: Water
Associated Lab Samples: 92709794001, 92709794002, 92709794003, 92709794004, 92709794005, 92709794006

Parameter	Units	Blank Result	Reporting Limit	Analyzed	Qualifiers
Cobalt	mg/L	ND	0.0050	01/26/24 18:05	

LABORATORY CONTROL SAMPLE: 4280990

Parameter	Units	Spike Conc.	LCS Result	LCS % Rec	% Rec Limits	Qualifiers
Cobalt	mg/L	0.1	0.094	94	80-120	

MATRIX SPIKE & MATRIX SPIKE DUPLICATE: 4280991 4280992

Parameter	Units	92709790003 Result	MS Spike Conc.	MSD Spike Conc.	MS Result	MSD Result	MS % Rec	MSD % Rec	% Rec Limits	RPD	Max RPD	Qual
Cobalt	mg/L	ND	0.1	0.1	0.093	0.095	92	94	75-125	2	20	

Results presented on this page are in the units indicated by the "Units" column except where an alternate unit is presented to the right of the result.

REPORT OF LABORATORY ANALYSIS

This report shall not be reproduced, except in full,
without the written consent of Pace Analytical Services, LLC.

Pace Analytical Services, LLC
110 Technology Parkway
Peachtree Corners, GA 30092
(770)734-4200

QUALITY CONTROL DATA

Project: Plant Arkwright-CCR Ash Pond
Pace Project No.: 92709794

QC Batch: 827796
QC Batch Method: SM 2540C-2015
Analysis Method: SM 2540C-2015
Analysis Description: 2540C Total Dissolved Solids
Laboratory: Pace Analytical Services - Peachtree Corners, GA
Associated Lab Samples: 92709794001, 92709794002, 92709794003, 92709794004, 92709794005, 92709794006

METHOD BLANK: 4279830 Matrix: Water
Associated Lab Samples: 92709794001, 92709794002, 92709794003, 92709794004, 92709794005, 92709794006

Parameter	Units	Blank Result	Reporting Limit	Analyzed	Qualifiers
Total Dissolved Solids	mg/L	ND	25.0	01/25/24 12:53	

LABORATORY CONTROL SAMPLE: 4279831

Parameter	Units	Spike Conc.	LCS Result	LCS % Rec	% Rec Limits	Qualifiers
Total Dissolved Solids	mg/L	400	367	92	80-120	

SAMPLE DUPLICATE: 4279832

Parameter	Units	92709952001 Result	Dup Result	RPD	Max RPD	Qualifiers
Total Dissolved Solids	mg/L	26.0	29.0	11	10	D6

SAMPLE DUPLICATE: 4279833

Parameter	Units	92709793004 Result	Dup Result	RPD	Max RPD	Qualifiers
Total Dissolved Solids	mg/L	85.0	103	19	10	D6

Results presented on this page are in the units indicated by the "Units" column except where an alternate unit is presented to the right of the result.

REPORT OF LABORATORY ANALYSIS

This report shall not be reproduced, except in full,
without the written consent of Pace Analytical Services, LLC.

Pace Analytical Services, LLC
110 Technology Parkway
Peachtree Corners, GA 30092
(770)734-4200

QUALITY CONTROL DATA

Project: Plant Arkwright-CCR Ash Pond
Pace Project No.: 92709794

QC Batch: 827797
QC Batch Method: SM 2320B-2011
Analysis Method: SM 2320B-2011
Analysis Description: 2320B Alkalinity
Laboratory: Pace Analytical Services - Asheville
Associated Lab Samples: 92709794001, 92709794002, 92709794003, 92709794004, 92709794006

METHOD BLANK: 4279859 Matrix: Water
Associated Lab Samples: 92709794001, 92709794002, 92709794003, 92709794004, 92709794006

Parameter	Units	Blank Result	Reporting Limit	Analyzed	Qualifiers
Alkalinity, Total as CaCO3	mg/L	ND	5.0	01/25/24 12:03	
Alkalinity,Bicarbonate (CaCO3)	mg/L	ND	5.0	01/25/24 12:03	

LABORATORY CONTROL SAMPLE: 4279860

Parameter	Units	Spike Conc.	LCS Result	LCS % Rec	% Rec Limits	Qualifiers
Alkalinity, Total as CaCO3	mg/L	50	50.9	102	80-120	

LABORATORY CONTROL SAMPLE: 4279861

Parameter	Units	Spike Conc.	LCS Result	LCS % Rec	% Rec Limits	Qualifiers
Alkalinity, Total as CaCO3	mg/L	50	51.7	103	80-120	

MATRIX SPIKE & MATRIX SPIKE DUPLICATE: 4279863 4279864

Parameter	Units	92709794006 Result	MS Spike Conc.	MSD Spike Conc.	MS Result	MSD Result	MS % Rec	MSD % Rec	% Rec Limits	RPD	Max RPD	Qual
Alkalinity, Total as CaCO3	mg/L	38.4	50	50	87.1	89.3	97	102	80-120	2	25	

MATRIX SPIKE & MATRIX SPIKE DUPLICATE: 4279885 4279886

Parameter	Units	92709794004 Result	MS Spike Conc.	MSD Spike Conc.	MS Result	MSD Result	MS % Rec	MSD % Rec	% Rec Limits	RPD	Max RPD	Qual
Alkalinity, Total as CaCO3	mg/L	42.4	50	50	94.3	95.6	104	106	80-120	1	25	

Results presented on this page are in the units indicated by the "Units" column except where an alternate unit is presented to the right of the result.

REPORT OF LABORATORY ANALYSIS

This report shall not be reproduced, except in full,
without the written consent of Pace Analytical Services, LLC.

Pace Analytical Services, LLC
110 Technology Parkway
Peachtree Corners, GA 30092
(770)734-4200

QUALITY CONTROL DATA

Project: Plant Arkwright-CCR Ash Pond
Pace Project No.: 92709794

QC Batch: 827923
QC Batch Method: SM 2320B-2011
Analysis Method: SM 2320B-2011
Analysis Description: 2320B Alkalinity
Laboratory: Pace Analytical Services - Asheville
Associated Lab Samples: 92709794005

METHOD BLANK: 4280602 Matrix: Water
Associated Lab Samples: 92709794005

Parameter	Units	Blank Result	Reporting Limit	Analyzed	Qualifiers
Alkalinity, Total as CaCO3	mg/L	ND	5.0	01/25/24 21:41	
Alkalinity,Bicarbonate (CaCO3)	mg/L	ND	5.0	01/25/24 21:41	

LABORATORY CONTROL SAMPLE: 4280603

Parameter	Units	Spike Conc.	LCS Result	LCS % Rec	% Rec Limits	Qualifiers
Alkalinity, Total as CaCO3	mg/L	50	49.9	100	80-120	

LABORATORY CONTROL SAMPLE: 4280604

Parameter	Units	Spike Conc.	LCS Result	LCS % Rec	% Rec Limits	Qualifiers
Alkalinity, Total as CaCO3	mg/L	50	51.5	103	80-120	

MATRIX SPIKE & MATRIX SPIKE DUPLICATE: 4280605 4280606

Parameter	Units	92709740006 Result	MS Spike Conc.	MSD Spike Conc.	MS Result	MSD Result	MS % Rec	MSD % Rec	% Rec Limits	RPD	Max RPD	Qual
Alkalinity, Total as CaCO3	mg/L	55.6	50	50	103	99.1	94	87	80-120	3	25	

Results presented on this page are in the units indicated by the "Units" column except where an alternate unit is presented to the right of the result.

REPORT OF LABORATORY ANALYSIS

This report shall not be reproduced, except in full,
without the written consent of Pace Analytical Services, LLC.

Pace Analytical Services, LLC
110 Technology Parkway
Peachtree Corners, GA 30092
(770)734-4200

QUALITY CONTROL DATA

Project: Plant Arkwright-CCR Ash Pond
Pace Project No.: 92709794

QC Batch: 827647
QC Batch Method: EPA 9056A
Analysis Method: EPA 9056A
Analysis Description: 9056 IC anions 28 Days
Laboratory: Pace Analytical Services - Asheville
Associated Lab Samples: 92709794001, 92709794002, 92709794003, 92709794004, 92709794005, 92709794006

METHOD BLANK: 4279328 Matrix: Water
Associated Lab Samples: 92709794001, 92709794002, 92709794003, 92709794004, 92709794005, 92709794006

Parameter	Units	Blank Result	Reporting Limit	Analyzed	Qualifiers
Chloride	mg/L	ND	1.0	01/24/24 21:23	
Fluoride	mg/L	ND	0.10	01/24/24 21:23	
Sulfate	mg/L	ND	1.0	01/24/24 21:23	

LABORATORY CONTROL SAMPLE: 4279329

Parameter	Units	Spike Conc.	LCS Result	LCS % Rec	% Rec Limits	Qualifiers
Chloride	mg/L	50	50.3	101	90-110	
Fluoride	mg/L	2.5	2.4	95	90-110	
Sulfate	mg/L	50	50.4	101	90-110	

MATRIX SPIKE & MATRIX SPIKE DUPLICATE: 4279330 4279331

Parameter	Units	92709790001 Result	MS Spike Conc.	MSD Spike Conc.	MS Result	MSD Result	MS % Rec	MSD % Rec	% Rec Limits	RPD	Max RPD	Qual
Chloride	mg/L	8.4	50	50	58.7	60.0	101	103	90-110	2	10	
Fluoride	mg/L	ND	2.5	2.5	2.6	2.7	101	105	90-110	4	10	
Sulfate	mg/L	7.7	50	50	58.3	59.6	101	104	90-110	2	10	

MATRIX SPIKE & MATRIX SPIKE DUPLICATE: 4279332 4279333

Parameter	Units	92709793005 Result	MS Spike Conc.	MSD Spike Conc.	MS Result	MSD Result	MS % Rec	MSD % Rec	% Rec Limits	RPD	Max RPD	Qual
Chloride	mg/L	8.3	50	50	58.6	60.2	101	104	90-110	3	10	
Fluoride	mg/L	ND	2.5	2.5	2.6	2.7	104	108	90-110	4	10	
Sulfate	mg/L	7.6	50	50	58.0	59.7	101	104	90-110	3	10	

Results presented on this page are in the units indicated by the "Units" column except where an alternate unit is presented to the right of the result.

REPORT OF LABORATORY ANALYSIS

This report shall not be reproduced, except in full,
without the written consent of Pace Analytical Services, LLC.

Pace Analytical Services, LLC
110 Technology Parkway
Peachtree Corners, GA 30092
(770)734-4200

QUALIFIERS

Project: Plant Arkwright-CCR Ash Pond
Pace Project No.: 92709794

DEFINITIONS

DF - Dilution Factor, if reported, represents the factor applied to the reported data due to dilution of the sample aliquot.

ND - Not Detected at or above adjusted reporting limit.

TNTC - Too Numerous To Count

J - Estimated concentration above the adjusted method detection limit and below the adjusted reporting limit.

MDL - Adjusted Method Detection Limit.

PQL - Practical Quantitation Limit.

RL - Reporting Limit - The lowest concentration value that meets project requirements for quantitative data with known precision and bias for a specific analyte in a specific matrix.

S - Surrogate

1,2-Diphenylhydrazine decomposes to and cannot be separated from Azobenzene using Method 8270. The result for each analyte is a combined concentration.

Consistent with EPA guidelines, unrounded data are displayed and have been used to calculate % recovery and RPD values.

LCS(D) - Laboratory Control Sample (Duplicate)

MS(D) - Matrix Spike (Duplicate)

DUP - Sample Duplicate

RPD - Relative Percent Difference

NC - Not Calculable.

SG - Silica Gel - Clean-Up

U - Indicates the compound was analyzed for, but not detected.

Acid preservation may not be appropriate for 2 Chloroethylvinyl ether.

A separate vial preserved to a pH of 4-5 is recommended in SW846 Chapter 4 for the analysis of Acrolein and Acrylonitrile by EPA Method 8260.

N-Nitrosodiphenylamine decomposes and cannot be separated from Diphenylamine using Method 8270. The result reported for each analyte is a combined concentration.

Reported results are not rounded until the final step prior to reporting. Therefore, calculated parameters that are typically reported as "Total" may vary slightly from the sum of the reported component parameters.

Pace Analytical is TNI accredited. Contact your Pace PM for the current list of accredited analytes.

TNI - The NELAC Institute.

ANALYTE QUALIFIERS

D6 The precision between the sample and sample duplicate exceeded laboratory control limits.

This report shall not be reproduced, except in full,
without the written consent of Pace Analytical Services, LLC.

Pace Analytical Services, LLC
110 Technology Parkway
Peachtree Corners, GA 30092
(770)734-4200

QUALITY CONTROL DATA CROSS REFERENCE TABLE

Project: Plant Arkwright-CCR Ash Pond
Pace Project No.: 92709794

Lab ID	Sample ID	QC Batch Method	QC Batch	Analytical Method	Analytical Batch
92709794001	**ARK-BT-1.6**	EPA 3010A	827606	EPA 6010D	827842
92709794002	**ARK-BT-1.1**	EPA 3010A	827606	EPA 6010D	827842
92709794003	**ARK-BT-1.2**	EPA 3010A	827606	EPA 6010D	827842
92709794004	**ARK-BT-1.3**	EPA 3010A	827606	EPA 6010D	827842
92709794005	**ARK-BT-1.0**	EPA 3010A	827606	EPA 6010D	827842
92709794006	**ARK-BC-0.8b**	EPA 3010A	827606	EPA 6010D	827842
92709794001	**ARK-BT-1.6**	EPA 3005A	827976	EPA 6020B	828246
92709794002	**ARK-BT-1.1**	EPA 3005A	827976	EPA 6020B	828246
92709794003	**ARK-BT-1.2**	EPA 3005A	827976	EPA 6020B	828246
92709794004	**ARK-BT-1.3**	EPA 3005A	827976	EPA 6020B	828246
92709794005	**ARK-BT-1.0**	EPA 3005A	827976	EPA 6020B	828246
92709794006	**ARK-BC-0.8b**	EPA 3005A	827976	EPA 6020B	828246
92709794001	**ARK-BT-1.6**	SM 2540C-2015	827796		
92709794002	**ARK-BT-1.1**	SM 2540C-2015	827796		
92709794003	**ARK-BT-1.2**	SM 2540C-2015	827796		
92709794004	**ARK-BT-1.3**	SM 2540C-2015	827796		
92709794005	**ARK-BT-1.0**	SM 2540C-2015	827796		
92709794006	**ARK-BC-0.8b**	SM 2540C-2015	827796		
92709794001	**ARK-BT-1.6**	SM 2320B-2011	827797		
92709794002	**ARK-BT-1.1**	SM 2320B-2011	827797		
92709794003	**ARK-BT-1.2**	SM 2320B-2011	827797		
92709794004	**ARK-BT-1.3**	SM 2320B-2011	827797		
92709794005	**ARK-BT-1.0**	SM 2320B-2011	827923		
92709794006	**ARK-BC-0.8b**	SM 2320B-2011	827797		
92709794001	**ARK-BT-1.6**	EPA 9056A	827647		
92709794002	**ARK-BT-1.1**	EPA 9056A	827647		
92709794003	**ARK-BT-1.2**	EPA 9056A	827647		
92709794004	**ARK-BT-1.3**	EPA 9056A	827647		
92709794005	**ARK-BT-1.0**	EPA 9056A	827647		
92709794006	**ARK-BC-0.8b**	EPA 9056A	827647		

This report shall not be reproduced, except in full,
without the written consent of Pace Analytical Services, LLC.

Pace Analytical
WWW.PACELABS.COM

CHAIN-OF-CUSTODY / Analytical Request D

The Chain-of-Custody is a LEGAL DOCUMENT. All relevant fields mus

WO# : 92709794

92709794

Section A Required Client Information:		Section B Required Project Information:		Section C Invoice Information:		
Company:	ARCADIS - Atlanta	Report To:	Kelley Sharpe, Warren Johnson	Attention:		Regulatory Agency
Address:	2839 Paces Ferry Rd	Copy To:	Ben Hodges, Joju Abraham	Company Name:		
Atlanta, GA 30339				Address:		
Email:	kelley.sharpe@arcadis.com	Purchase Order #:	GPC-82474-0003	Pace Quote:		
Phone:	(770)384-6584 Fax:	Project Name:	Plant Arkwright/CCR-Ash Pond Closure	Pace Project Manager:	maiya.parks@pacelabs.com	State / Location
Requested Due Date:		Project #:		Pace Profile #:	15836	GA

MATRIX CODE: Drinking Water DW; Water WT; Waste Water WW; Product P; Soil/Solid SL; Oil OL; Wipe WP; Air AR; Other OT; Tissue TS

ITEM #	SAMPLE ID (One Character per box. (A-Z, 0-9 / , -) Sample Ids must be unique)	MATRIX CODE (see valid codes to left)	SAMPLE TYPE (G=GRAB C=COMP)	COLLECTED START DATE	COLLECTED START TIME	COLLECTED END DATE	COLLECTED END TIME	SAMPLE TEMP AT COLLECTION	# OF CONTAINERS	Preservatives: Unpreserved	H2SO4	HNO3	HCl	NaOH	Na2S2O3	Methanol	Other	Analyses Test Y/N	Total/Bicarb Alkalinity	Cl, F, SO4	TDS	App. III Metals - B, Ca	App. IV Metals - Co only	Metals - Mg, Na, K	Residual Chlorine (Y/N)
1	ARK-BT-1.6	WG	G	1/23	1735				3	X		X							X	X	X	X	X	X	
2	ARK-BT-1.1	WG	G	1/23	1650				3	X		X							X	X	X	X	X	X	
3	ARK-BT-1.2	WG	G	1/23	1706				3	X		X							X	X	X	X	X	X	
4	ARK-BT-1.3	WG	G	1/23	1718				3	X		X							X	X	X	X	X	X	
5	ARK-BT-1.0	WG	G	1/23	1635				3	X		X							X	X	X	X	X	X	
6	ARK-BC-0.8b	WG	G	1/23	1614				3	X		X							X	X	X	X	X	X	
7																									
8																									
9																									
10																									
11																									
12																									

ADDITIONAL COMMENTS	RELINQUISHED BY / AFFILIATION	DATE	TIME	ACCEPTED BY / AFFILIATION	DATE	TIME	SAMPLE CONDITIONS
App. IV - Co only	Jake Swanson/Arcadis	1/24/23	1100		1/24	1106	
ARK-CCR-ASSMT-2023S2							

SAMPLER NAME AND SIGNATURE				
PRINT Name of SAMPLER:	Jake Swanson			
SIGNATURE of SAMPLER:		DATE Signed:	1/24/24	

TEMP in C	Received on Ice (Y/N)	Custody Sealed Cooler (Y/N)	Samples Intact (Y/N)

Pace ANALYTICAL SERVICES	DC#_Title: ENV-FRM-HUN1-0083 v03_Sample Condition Upon Receipt
	Effective Date: 11/29/2023

Laboratory receiving samples:

Asheville ☐ Eden ☐ Greenwood ☐ Huntersville ☐ Raleigh ☐ Mechanicsville ☐ Atlanta ☑ Kernersville ☐

Sample Condition Upon Receipt

Client Name: Arcadis

Project #:

WO# : 92709794

PM: MP Due Date: 01/31/24

CLIENT: GA-ArcadAtl

Courier: ☐ Fed Ex ☐ UPS ☐ USPS ☑ Client ☐ Commercial ☐ Pace ☐ Other:____

Custody Seal Present? ☑ Yes ☐ No **Seals Intact?** ☑ Yes ☐ No ☐ N/A

Date/Initials Person Examining Contents: 1/24/24 SM

Packing Material: ☑ Bubble Wrap ☐ Bubble Bags ☐ None ☐ Other

Biological Tissue Frozen? ☐ Yes ☐ No ☑ N/A

Thermometer:

☑ IR Gun ID: 232 **Type of Ice:** ☑ Wet ☐ Blue ☐ None

Cooler Temp: 4.1 **Correction Factor:** Add/Subtract (°C) +0.1

Temp should be above freezing to 6°C

☐ Samples out of temp criteria. Samples on ice, cooling process has begun

Cooler Temp Corrected (°C): 5.2

USDA Regulated Soil (☐ N/A, water sample)

Did samples originate in a quarantine zone within the United States: CA, NY, or SC (check maps)? ☐ Yes ☐ No

Did samples originate from a foreign source (internationally, including Hawaii and Puerto Rico)? ☐ Yes ☐ No

				Comments/Discrepancy:
Chain of Custody Present?	☑ Yes	☐ No	☐ N/A	1.
Samples Arrived within Hold Time?	☑ Yes	☐ No	☐ N/A	2.
Short Hold Time Analysis (<72 hr.)?	☐ Yes	☑ No	☐ N/A	3.
Rush Turn Around Time Requested?	☐ Yes	☑ No	☐ N/A	4.
Sufficient Volume?	☑ Yes	☐ No	☐ N/A	5.
Correct Containers Used?	☑ Yes	☐ No	☐ N/A	6.
-Pace Containers Used?	☑ Yes	☐ No	☐ N/A	
Containers Intact?	☑ Yes	☐ No	☐ N/A	7.
Dissolved analysis: Samples Field Filtered?	☐ Yes	☐ No	☑ N/A	8.
Sample Labels Match COC?	☑ Yes	☐ No	☐ N/A	9.
-Includes Date/Time/ID/Analysis Matrix: 2				
Headspace in VOA Vials (>5-6mm)?	☐ Yes	☐ No	☑ N/A	10.
Trip Blank Present?	☐ Yes	☐ No	☑ N/A	11.
Trip Blank Custody Seals Present?	☐ Yes	☐ No	☑ N/A	

Field Data Required? ☐ Yes ☐ No

COMMENTS/SAMPLE DISCREPANCY

Lot ID of split containers:

CLIENT NOTIFICATION/RESOLUTION

Person contacted: Date/Time:

Project Manager SCURF Review: **Date:**

Project Manager SRF Review: **Date:**

***Check mark top half of box if pH and/or dechlorination is verified and within the acceptance range for preservation samples.**

Exceptions: VOA, Coliform, TOC, Oil and Grease, DRO/8015 (water) DOC, LLHg

****Bottom half of box is to list number of bottles**

*****Check all unpreserved Nitrates for chlorine**

Project #

WO#: 92709794

PM: MP Due Date: 01/31/24

CLIENT: GA-ArcadAtl

Item#	BP4U-125 mL Plastic Unpreserved (N/A) (Cl-)	BP3U-250 mL Plastic Unpreserved (N/A)	BP2U-500 mL Plastic Unpreserved (N/A)	BP1U-1 liter Plastic Unpreserved (N/A)	BP4S-125 mL Plastic H2SO4 (pH < 2) (Cl-)	BP3N-250 mL plastic HNO3 (pH < 2)	BP4Z-125 mL Plastic ZN Acetate & NaOH (>9)	BP4B-125 mL Plastic NaOH (pH > 12) (Cl-)	WGFU-Wide-mouthed Glass jar Unpreserved	AG1U-1 liter Amber Unpreserved (N/A) (Cl-)	AG1H-1 liter Amber HCl (pH < 2)	AG3U-250 mL Amber Unpreserved (N/A) (Cl-)	AG1S-1 liter Amber H2SO4 (pH < 2)	AG3S-250 mL Amber H2SO4 (pH < 2)	DG94-40 mL Amber NH4Cl (N/A)(Cl-)	DG9H-40 mL VOA HCl (N/A)	VG9T-40 mL VOA Na2S2O3 (N/A)	VG9U-40 mL VOA Unpreserved (N/A)	DG9V-40 mL VOA H3PO4 (N/A)	KP7U-50 mL Plastic Unpreserved (N/A)	V/GK (3 vials per kit)-VPH/Gas kit (N/A)	SP5T-125 mL Sterile Plastic (N/A – lab)	SP2T-250 mL Sterile Plastic (N/A – lab)		BP3R-250 mL Plastic (NH2)2SO4 (9.3-9.7)	AG0U-100 mL Amber Unpreserved (N/A) (Cl-)	VSGU-20 mL Scintillation vials (N/A)	DG9U-40 mL Amber Unpreserved vials (N/A)
1			2			1																							
2			2			1																							
3			2			1																							
4			2			1																							
5			2			1																							
6			2			1																							
7																													
8																													
9																													
10																													
11																													
12																													

pH Adjustment Log for Preserved Samples

Sample ID	Type of Preservative	pH upon receipt	Date preservation adjusted	Time preservation adjusted	Amount of Preservative added	Lot #

Note: Whenever there is a discrepancy affecting North Carolina compliance samples, a copy of this form will be sent to the North Carolina DENR Certification Office (i.e. Out of hold, incorrect preservative, out of temp, incorrect containers.

B.4 Data Quality Evaluation

DATA USABILITY SUMMARY

Steven Elliott (Stantec) reviewed three data packages from GEL Laboratories (GEL) for the analysis of water samples collected August 9 through August 21, 2023, at the Georgia Power Arkwright Plant AP3 site. Samples were collected according to the Field Sampling Plan – Plant Arkwright (Amec Foster Wheeler, 2016).

Intended Use of Data: To delineate concentrations of constituents of concern in site groundwater.

Analyses requested included:

- SW-846 6020B – Total Metals by inductively coupled plasma - mass spectrometry (ICP/MS)
- SW-846 6020B – Dissolved Metals (Fe & Mn) by ICP/MS
- SW-846 7470A – Mercury by manual cold-vapor
- EPA 300 Rev 2.1 – Chloride, fluoride, and sulfate by ion chromatography
- SM 2540C - 2015 – Total dissolved solids (TDS)
- EPA 353.2 – Nitrate/nitrite
- SM 2320B – Alkalinity, Total and Bicarbonate
- EPA Method 904/ SW846 9320 Modified – Radium 228 by Gas Flow Proportional Counting
- EPA Method 903.1 Mod – Radium 226

Data were reviewed and validated as described in the field sampling plan and the *National Functional Guidelines for Inorganic Superfund Methods Data Review* (November 2020). The results of the review/validation are discussed in this Data Usability Summary (DUS) and the associated Laboratory Data Review Checklists.

DATA REVIEW/VALIDATION RESULTS

Introduction

Fifteen (15) groundwater samples, three (3) field blanks, three (3) equipment blanks, and three (3) field duplicate samples were analyzed for one or more of the analyses listed above. Table 1 lists the field identifications cross-referenced to laboratory identifications. Table 2 is a summary of qualified data. Tables 3a through 3c summarize field duplicate results.

Analytical Results

The data packages contain a minimum of one quality control batch per analytical method analyzed. The quality control batch identifies the laboratory QC samples that correspond to the designated field samples. Not detected results are reported as less than the value of the method detection limit (MDL).

Preservation and Holding Times

The samples were evaluated for agreement with the chain-of-custody forms. The samples were received in the appropriate containers with the paperwork filled out properly. The laboratory sample condition upon receipt forms indicates all samples were received at temperature ranges of 0.0 to 3.6°C. All samples were analyzed within the technical holding time. No data were qualified.

Calibrations

Case narratives indicate Initial and continuing calibration verification data were within method

acceptance criteria.

Blanks

Laboratory Method Blanks. No contamination was detected in any of the laboratory method blanks with the following exception:

SDG 633099

- Boron was detected in method blank 1205521885. No qualification was required for associated sample results reported as not detected. Associated sample results with detected concentrations less than 10 times the blank concentration have been qualified as estimated with a high bias, "J+". Associated sample results with detected concentrations less than the equipment/field blank concentration have been qualified as estimated not detected, "UJ".

SDG 633107

- Radium 228 was detected in method blank 1205490060. All associated sample results were reported as not detected and therefore no qualification was necessary.

Field Blanks. Field blanks were analyzed for the full suite of sample analyses and all analytes were not detected with the following exceptions:

SDG 633099

- Field blanks ARK-AP3-FB-02 (08/09/2023) and ARK-AP3-EB-03 (08/10/2023) had all results reported as not detected.

- Chloride was detected in the equipment blank ARK-AP3-EB-02 (08/09/2023), equipment blank ARK-AP3-EB-03 (08/10/2023), and field blank ARK-AP3-FB-03 (08/10/2023) at concentrations below the laboratory RL. All associated sample results were reported as greater than ten times the blank concentrations and therefore no qualification was necessary.

- Arsenic was detected in the field blank ARK-AP3-FB-03 and equipment blank ARK-AP3-EB-03 (08/10/2023) at concentrations below the laboratory Reporting Limit (RL). No qualification was required for associated sample results reported as not detected. Associated sample results with detected concentrations less than 10 times the blank concentration have been qualified as estimated with a high bias, "J+". Associated sample results with detected concentrations less than the equipment/field blank concentration have been qualified as estimated not detected, "UJ".

SDG 634291

- Chloride, fluoride, and sulfate were detected in the equipment blank ARK-AP3-EB-01 (08/21/2023) at concentrations below the laboratory Reporting Limit (RL). Associated sample results for chloride and sulfate had concentrations greater than 10 times the blank concentrations or reported as not detected and therefore no qualification was necessary. Associated sample results with detected concentrations of fluoride less than 10 times the blank concentration have been qualified as estimated with a high bias.

- Calcium and alkalinity were detected in the equipment blank ARK-AP3-EB-01 (08/21/2023) and

field blank ARK-AP3-FB-01 (08/21/2023) at concentrations above the laboratory RL. All associated sample results were reported as greater than ten times the blank concentrations and therefore no qualification was necessary.

- Aluminum, iron, and magnesium were detected in the equipment blank ARK-AP3-EB-01 (08/21/2023) and field blank ARK-AP3-FB-01 (08/21/2023) at concentrations above the laboratory Reporting Limit (RL). All associated sample results for iron and magnesium were reported as greater than ten times the blank concentrations and therefore no qualification was necessary. Associated sample results with detected concentrations of aluminum less than the equipment/field blank concentration have been qualified as estimated not detected, "UJ".

- Manganese and potassium were detected in the equipment blank ARK-AP3-EB-01 (08/21/2023) and field blank ARK-AP3-FB-01 (08/21/2023) at concentrations below the laboratory Reporting Limit (RL). All associated sample results for manganese and potassium were reported as greater than ten times the blank concentrations and therefore no qualification was necessary.

- Chloride and TDS were detected in the field blank ARK-AP3-FB-01 (08/21/2023) at concentrations below the laboratory Reporting Limit (RL). All associated sample results for chloride and TDS were reported as greater than ten times the blank concentrations and therefore no qualification was necessary.

SDG 633107

- Field blanks ARK-AP3-FB-02 (08/09/2023), ARK-AP3-EB-02 (08/09/2023), ARK-AP3-FB-03 (08/10/2023), and ARK-AP3-EB-03 (08/10/2023) all had results reported as not detected.

Laboratory Control Samples

Laboratory control sample (LCS) and laboratory control sample duplicate (LCSD) recoveries met the laboratory acceptance criteria for all analyses.

Matrix Spike/Matrix Spike Duplicates

Site-specific MS/MSD precision and accuracy results were within the laboratory acceptance criteria with the following exception:

SDG 633099

- Aluminum in sample ARK-ARGWC-15 had high MS/MSD % recoveries. Spiking concentrations were appropriate. Aluminum in this sample has been qualified as estimated.

Laboratory Duplicates

Appropriate analytical duplicates were analyzed and RPDs were within the laboratory acceptance criteria.

Field Precision

Three sets of field duplicate samples were collected for this sampling event (see Table 3a – 3c for sample/duplicate identification and precision calculations). The calculated RPDs between sample and duplicate were within the QAPP acceptance criteria of 25% for all analytes detected above five times the RL. For results reported less than five times the RL, with a difference between sample and duplicate less than two times the RL are also considered acceptable (qualified "A*"). All field duplicate precision was

considered acceptable.

Summary

The groundwater analytical data are usable for the purpose of determining current concentrations of COCs in this medium at the affected property. A summary of qualified data is presented in Table 2 below.

References:

Amec Foster Wheeler, 2016. Arkwright Field Sampling Plan. October.

United State Environmental Protection Agency (USEPA), 2020. National Functional Guidelines for Superfund Inorganic Methods Data Review. November.

Table 1 – Cross-Reference between Laboratory and Field Identifications

Field Identification	Laboratory Identification	SDG	Analyses	Sample Date
ARK-ARGWA-24	633099001	633099	300, 7470, 6020B, 2540C, 2320B	08/09/2023
ARK-AP3-FB-02	633099002	633099	300, 7470, 6020B, 2540C, 2320B	08/09/2023
ARK-ARAMW-4	633099003	633099	300, 7470, 6020B, 2540C, 2320B	08/09/2023
ARK-ARGWA-12	633099004	633099	300, 7470, 6020B, 2540C, 2320B	08/09/2023
ARK-ARGWC-17	633099005	633099	300, 7470, 6020B, 2540C, 2320B	08/09/2023
ARK-AP3-FD-02	633099006	633099	300, 7470, 6020B, 2540C, 2320B	08/09/2023
ARK-ARGWC-10	633099007	633099	300, 7470, 6020B, 2540C, 2320B	08/09/2023
ARK-AP3-FD-03	633099008	633099	300, 7470, 6020B, 2540C, 2320B	08/09/2023
ARK-ARGWA-13	633099009	633099	300, 7470, 6020B, 2540C, 2320B	08/09/2023
ARK-ARGWA-3	633099010	633099	300, 7470, 6020B, 2540C, 2320B	08/09/2023
ARK-AP3-EB-02	633099011	633099	300, 7470, 6020B, 2540C, 2320B	08/09/2023
ARK-ARGWC-15	633099012	633099	300, 7470, 6020B, 2540C, 2320B	08/10/2023
ARK-AP3-FB-03	633099013	633099	300, 7470, 6020B, 2540C, 2320B	08/10/2023
ARK-ARGWC-9	633099014	633099	300, 7470, 6020B, 2540C, 2320B	08/10/2023
ARK-ARGWC-8	633099015	633099	300, 7470, 6020B, 2540C, 2320B	08/10/2023
ARK-ARGWA-14	633099016	633099	300, 7470, 6020B, 2540C, 2320B	08/10/2023
ARK-AP3-EB-03	633099017	633099	300, 7470, 6020B, 2540C, 2320B	08/10/2023

Field Identification	Laboratory Identification	SDG	Analyses	Sample Date
ARK-ARGWC-18	633099018	633099	300, 7470, 6020B, 2540C, 2320B	08/10/2023
ARK-ARGWC-7	633099019	633099	300, 7470, 6020B, 2540C, 2320B	08/10/2023
ARK-ARGWA-5	633099020	633099	300, 7470, 6020B, 2540C, 2320B	08/10/2023
ARK-ARGWC-16	633099021	633099	300, 7470, 6020B, 2540C, 2320B	08/10/2023
ARK-ARGWA-24	633099022	633099	353.2	08/09/2023
ARK-AP3-FB-02	633099023	633099	353.2	08/10/2023
ARK-ARAMW-4	633099024	633099	353.2	08/10/2023
ARK-ARGWA-12	633099025	633099	353.2	08/10/2023
ARK-ARGWC-17	633099026	633099	353.2	08/10/2023
ARK-AP3-FD-02	633099027	633099	353.2	08/10/2023
ARK-ARGWC-10	633099028	633099	353.2	08/10/2023
ARK-AP3-FD-03	633099029	633099	353.2	08/10/2023
ARK-ARGWA-13	633099030	633099	353.2	08/10/2023
ARK-ARGWA-3	633099031	633099	353.2	08/10/2023
ARK-AP3-EB-02	633099032	633099	353.2	08/10/2023
ARK-ARGWC-15	633099033	633099	353.2	08/10/2023
ARK-AP3-FB-03	633099034	633099	353.2	08/10/2023
ARK-ARGWC-9	633099035	633099	353.2	08/10/2023
ARK-ARGWC-8	633099036	633099	353.2	08/10/2023
ARK-AP3-EB-03	633099037	633099	353.2	08/10/2023
ARK-ARGWC-18	633099038	633099	353.2	08/10/2023
ARK-ARGWC-7	633099039	633099	353.2	08/10/2023
ARK-ARGWA-5	633099040	633099	353.2	08/10/2023
ARK-ARGWC-16	633099041	633099	353.2	08/10/2023
ARK-ARGWA-24	633099042	633099	6020B (D)	08/09/2023
ARK-ARAMW-4	633099043	633099	6020B (D)	08/09/2023
ARK-ARGWA-12	633099044	633099	6020B (D)	08/09/2023

Field Identification	Laboratory Identification	SDG	Analyses	Sample Date
ARK-ARGWC-17	633099045	633099	6020B (D)	08/09/2023
ARK-ARGWC-10	633099046	633099	6020B (D)	08/09/2023
ARK-ARGWA-13	633099047	633099	6020B (D)	08/09/2023
ARK-ARGWA-3	633099048	633099	6020B (D)	08/09/2023
ARK-ARGWC-15	633099049	633099	6020B (D)	08/10/2023
ARK-ARGWC-9	633099050	633099	6020B (D)	08/10/2023
ARK-ARGWC-8	633099051	633099	6020B (D)	08/10/2023
ARK-ARGWC-18	633099052	633099	6020B (D)	08/10/2023
ARK-ARGWC-7	633099053	633099	6020B (D)	08/10/2023
ARK-ARGWA-5	633099054	633099	6020B (D)	08/10/2023
ARK-ARGWC-16	633099055	633099	6020B (D)	08/10/2023
ARK-AP3PZ-1A	634291001	634291	300, 353.2 6020B, 2540C, 2320B	08/21/2023
ARK-AP3PZ-2A	634291002	634291	300, 353.2 6020B, 2540C, 2320B	08/21/2023
ARK-AP3PZ-3A	634291003	634291	300, 353.2 6020B, 2540C, 2320B	08/21/2023
ARK-AP3PZ-4A	634291004	634291	300, 353.2 6020B, 2540C, 2320B	08/21/2023
ARK-AP3PZ-5A	634291005	634291	300, 353.2 6020B, 2540C, 2320B	08/21/2023
ARK-AP3-EB-01	634291006	634291	300, 353.2 6020B, 2540C, 2320B	08/21/2023
ARK-AP3-FD-01	634291007	634291	300, 353.2 6020B, 2540C, 2320B	08/21/2023
ARK-AP3-FB-01	634291008	634291	300, 353.2 6020B, 2540C, 2320B	08/21/2023
ARK-AP3PZ-1A	634291009	634291	6020B (D)	08/21/2023
ARK-AP3PZ-2A	634291010	634291	6020B (D)	08/21/2023
ARK-AP3PZ-3A	634291011	634291	6020B (D)	08/21/2023
ARK-AP3PZ-4A	634291012	634291	6020B (D)	08/21/2023
ARK-AP3PZ-5A	634291013	634291	6020B (D)	08/21/2023
ARK-AP3-FD-01	634291014	634291	6020B (D)	08/21/2023
ARK-AP3PZ-1A	634291015	634291	6020B	08/21/2023
ARK-AP3PZ-2A	634291016	634291	6020B	08/21/2023

Field Identification	Laboratory Identification	SDG	Analyses	Sample Date
ARK-AP3PZ-3A	634291017	634291	6020B	08/21/2023
ARK-AP3PZ-4A	634291018	634291	6020B	08/21/2023
ARK-AP3PZ-5A	634291019	634291	6020B	08/21/2023
ARK-AP3-EB-01	634291020	634291	6020B	08/21/2023
ARK-AP3-FD-01	634291021	634291	6020B	08/21/2023
ARK-AP3-FB-01	634291022	634291	6020B	08/21/2023
ARK-ARGWA-24	633107001	633107	904, 903.1	8/9/2023
ARK-AP3-FB-02	633107002	633107	904, 903.1	8/9/2023
ARK-ARAMW-4	633107003	633107	904, 903.1	8/9/2023
ARK-ARGWA-12	633107004	633107	904, 903.1	8/9/2023
ARK-ARGWC-17	633107005	633107	904, 903.1	8/9/2023
ARK-AP3-FD-02	633107006	633107	904, 903.1	8/9/2023
ARK-ARGWC-10	633107007	633107	904, 903.1	8/9/2023
ARK-AP3-FD-03	633107008	633107	904, 903.1	8/9/2023
ARK-ARGWA-13	633107009	633107	904, 903.1	8/9/2023
ARK-ARGWA-3	633107010	633107	904, 903.1	8/9/2023
ARK-AP3-EB-02	633107011	633107	904, 903.1	8/9/2023
ARK-ARGWC-15	633107012	633107	904, 903.1	8/10/2023
ARK-AP3-FB-03	633107013	633107	904, 903.1	8/10/2023
ARK-ARGWC-9	633107014	633107	904, 903.1	8/10/2023
ARK-ARGWC-8	633107015	633107	904, 903.1	8/10/2023
ARK-ARGWA-14	633107016	633107	904, 903.1	8/10/2023
ARK-AP3-EB-03	633107017	633107	904, 903.1	8/10/2023
ARK-ARGWC-18	633107018	633107	904, 903.1	8/10/2023
ARK-ARGWC-7	633107019	633107	904, 903.1	8/10/2023
ARK-ARGWA-5	633107020	633107	904, 903.1	8/10/2023
ARK-ARGWC-16	633107021	633107	904, 903.1	8/10/2023

D – dissolved (Fe, Mn)

Table 2 – Qualified Analytical Data

Field Identification	Analyte	Qualifier / Code	Reason for Qualification
SDG 633099			
ARK-ARGWA-14	Arsenic	J+ / BEL, BFL	Detected in EB & FB
ARK-ARGWA-5	Arsenic	J+ / BEL, BFL	Detected in EB & FB
ARK-ARGWC-15	Arsenic	UJ / BEL, BFL	Detected in EB & FB; result <blank
ARK-ARGWC-16	Arsenic	J+ / BEL, BFL	Detected in EB & FB
ARK-ARGWC-7	Arsenic	J+ / BEL, BFL	Detected in EB & FB
ARK-ARGWC-8	Arsenic	UJ / BEL, BFL	Detected in EB & FB; result <blank
ARK-ARGWC-9	Arsenic	J+ / BEL, BFL	Detected in EB & FB
ARK-ARGWC-15	Aluminum	J / MS1	High MS/MSD %R
ARK-ARGWA-24	Boron	J+ / BLL	Detected in MB
ARK-ARAMW-4	Boron	J+ / BLL	Detected in MB
ARK-ARGWA-12	Boron	J+ / BLL	Detected in MB
ARK-ARGWC-17	Boron	J+ / BLL	Detected in MB
ARK-ARGWA-13	Boron	J+ / BLL	Detected in MB
ARK-ARGWA-3	Boron	UJ / BLL	Detected in MB; result <blank
ARK-ARGWC-15	Boron	J+ / BLL	Detected in MB
ARK-ARGWC-9	Boron	UJ / BLL	Detected in MB; result <blank
ARK-ARGWC-8	Boron	J+ / BLL	Detected in MB
ARK-ARGWC-18	Boron	J+ / BLL	Detected in MB
ARK-ARGWC-7	Boron	J+ / BLL	Detected in MB
ARK-ARGWA-5	Boron	J+ / BLL	Detected in MB
ARK-ARGWC-16	Boron	J+ / BLL	Detected in MB
SDG 634291			

Field Identification	Analyte	Qualifier / Code	Reason for Qualification
ARK-AP3-FD-01	Fluoride	J+ / BFL	Detected in FB
ARK-AP3PZ-1A	Fluoride	J+ / BFL	Detected in FB
ARK-AP3PZ-2A	Fluoride	J+ / BFL	Detected in FB
ARK-AP3PZ-3A	Fluoride	J+ / BFL	Detected in FB
ARK-AP3PZ-4A	Fluoride	J+ / BFL	Detected in FB
ARK-AP3PZ-5A	Fluoride	J+ / BFL	Detected in FB
ARK-AP3PZ-3A	Aluminum	UJ / BEH, BFH	Detected in EB & FB; result <blank
ARK-AP3PZ-5A	Aluminum	UJ / BEH, BFH	Detected in EB & FB; result <blank
ARK-AP3-FD-01	Aluminum	UJ / BEH, BFH	Detected in EB & FB; result <blank

BEL - detected in the equipment blank less than the RL.
BEH - detected in the equipment blank above the RL.
BFL - detected in the field blank less than the RL.
BFH - detected in the field blank above the RL.
BLL - detected in lab blank less than the RL.
MS1 – Matrix spike %R does not meet quality control criteria
J – Estimated data
J+ –Estimated data with a high bias.
UJ – The analyte was analyzed for but was detected at a level below the associated blank contamination.

Table 3a – Field Precision

Field Identification	Analyte	Sample Result (mg/L)	Duplicate Result (mg/L)	RPD[a]	Qualified
ARK-AP3PZ-5A/ ARK-AP3-FD-01	Chloride	9.27	9.17	1.1%	A
	Fluoride	0.487 J	0.499 J	<5*RL, <2*RL	A*
	Sulfate	1490	1480	0.7%	A
	Boron	3.31	3.18	4.0%	A
	Calcium	615	598	2.8%	A
	Nitrate/nitrite	0.020 U	0.144	<5*RL, <2*RL	A*
	TDS	2790	2640	5.5%	A
	Total Alkalinity	490	491	0.2%	A
	Bicarbonate	490	491	0.2%	A

[a] RPD = ((SR - DR)*200)/(SR + DR)
A - Acceptable Data.
A* - Acceptable data where results were less than 5X the RDL and the difference between sample and duplicate was less than 2X the RDL.
J – Estimated detected.
NA – not analyzed
NC – not calculated

Table 3b – Field Precision

Field Identification	Analyte	Sample Result (mg/L)	Duplicate Result (mg/L)	RPD[a]	Qualified
ARK-ARGWC-17/ ARK-AP3-FD-02	Sulfate	237	231	2.6%	A
	Chloride	2.72	2.79	2.5%	A
	Fluoride	0.137	0.0621 J	<5*RL, <2*RL	A*
	Aluminum	0.0523	NA	NC	-
	Barium	0.0861	0.0871	1.2%	A
	Beryllium	0.000490 J	0.000484 J	<5*RL, <2*RL	A*
	Boron	0.0534	0.0551	<5*RL, <2*RL	A*
	Cadmium	0.000445 J	0.000422 J	<5*RL, <2*RL	A*
	Calcium	37.4	37.7	0.8%	A
	Cobalt	0.0689	0.0697	1.2%	A
	Iron	0.0613 J	NA	NC	-
	Magnesium	34.3	NA	NC	-
	Potassium	1.54	NA	NC	-
	Selenium	0.00231 J	0.00290 J	<5*RL, <2*RL	A*
	Sodium	10.8	NA	NC	-
	Manganese	2.67	NA	NC	-
	TDS	360	357	0.8%	A
	Nitrate/nitrite	0.436	0.508	15.3%	A
	Total Alkalinity	9.5	NA	NC	-
	Bicarbonate	9.5	NA	NC	-
	Radium 226	0.616 U	0.624	<5*RL, <2*RL	A*

[a] RPD = ((SR - DR)*200)/(SR + DR)
A - Acceptable Data.
A* - Acceptable data where results were less than 5X the RDL and the difference between sample and duplicate was less than 2X the RDL.
J – Estimated detected.
NA – not analyzed
NC – not calculated

Table 3c – Field Precision

Field Identification	Analyte	Sample Result (mg/L)	Duplicate Result (mg/L)	RPD[a]	Qualified
ARK-ARGWC-10/ ARK-AP3-FD-03	Sulfate	237	231	2.6%	A
	Chloride	4.11	3.88	5.8%	A
	Fluoride	0.111	0.331	<5*RL, <2*RL	A*
	Aluminum	0.0523	NA	NC	-
	Barium	0.0363	0.0373	2.7%	A
	Calcium	7.85	7.91	0.8%	A
	Chromium	0.00473 J	0.0049 J	<5*RL, <2*RL	A*
	Iron	0.122	NA	NC	-
	Magnesium	3.77	NA	NC	-
	Potassium	0.749	NA	NC	-
	Sodium	9.15	NA	NC	-
	Manganese	0.00694	NA	NC	-
	TDS	72	73	1.4%	A
	Nitrate/nitrite	0.0844	0.130	<5*RL, <2*RL	A*
	Total Alkalinity	49.6	NA	NC	-
	Bicarbonate	49.6	NA	NC	-
	Radium 226	1.14	0.308 U	<5*RL, <2*RL	A*

[a] RPD = ((SR - DR)*200)/(SR + DR)
A - Acceptable Data.
A* - Acceptable data where results were less than 5X the RDL and the difference between sample and duplicate was less than 2X the RDL.
J – Estimated detected.
NA – not analyzed
NC – not calculated

DATA USABILITY SUMMARY

Steven Elliott (Stantec) reviewed four data packages from GEL Laboratories (GEL) for the analysis of water samples collected January 24 and 25, 2024, at the Georgia Power Arkwright Plant AP3 site. Samples were collected according to the Field Sampling Plan – Plant Arkwright (Amec Foster Wheeler, 2016).

Analyses requested included:

- SW-846 6020B – Metals, total and dissolved, by inductively coupled plasma - mass spectrometry (ICP/MS)
- SW-846 7470A – Mercury by manual cold-vapor
- EPA 300 Rev 2.1 – Chloride, fluoride, and sulfate by ion chromatography
- SM 2540C - 2015 – Total dissolved solids (TDS)
- EPA 353.2 – Nitrate/nitrite as nitrogen
- SM 2320B – Alkalinity, total, bicarbonate, carbonate
- EPA Method 904/ SW846 9320 Modified – Radium 228 by Gas Flow Proportional Counting
- EPA Method 903.1 Mod – Radium 226

Data were reviewed and validated as described in the field sampling plan and the *National Functional Guidelines for Inorganic Superfund Methods Data Review* (November 2020). The results of the review/validation are discussed in this Data Usability Summary (DUS) and the associated Laboratory Data Review Checklists.

DATA REVIEW/VALIDATION RESULTS

Introduction

Fifteen (15) groundwater samples, two (2) field blank, two (2) equipment blank, and two (2) field duplicate samples were analyzed for one or more of the analyses listed above. Table 1 lists the field identifications cross-referenced to laboratory identifications. Table 2 is a summary of qualified data. Tables 3a through 3e summarize field duplicate results.

Analytical Results

The data packages contain a minimum of one quality control batch per analytical method analyzed. The quality control batch identifies the laboratory QC samples that correspond to the designated field samples. Not detected results are reported as less than the value of the method detection limit (MDL).

Preservation and Holding Times

The samples were evaluated for agreement with the chain-of-custody forms. The samples were received in the appropriate containers with the paperwork filled out properly. The laboratory sample condition upon receipt forms indicates all samples were received at temperatures ranging from 0°C to 2.0°C. All samples were analyzed within the technical holding time. No data were qualified.

Calibrations

Case narratives indicate Initial and continuing calibration verification data were within method acceptance criteria.

Blanks

Laboratory Method Blanks. No contamination was detected in any of the laboratory method blanks with the following exception:

SDG 652879

- Chloride was detected in the method blank (QC1205634482) in batch 2560129. All associated sample results were reported with results greater than 10 times the blank concentration and therefore no qualification was necessary.

SDG 652881

- Radium 228 was detected in the method blank (QC1205640973) in batch 2563659. No qualification was required for associated sample results reported as not detected. Associated sample results reported with results less than 10 times the blank concentration have been qualified as estimated with a high bias (J+). Associated sample results reported with results less than the method blank concentration have been qualified as estimated not detected (UJ).

Field Blanks. Field blanks were analyzed for the full suite of sample analyses and all analytes were not detected with the following exceptions:

SDG 652879

- Chloride was detected in the blanks ARK-AP3-EB-04 (01/24/2024) and ARK-AP3-FB-04 (01/24/2024) at concentrations below the laboratory Reporting Limit (RL). All associated sample results were reported with results greater than 10 times the blank concentration and therefore no qualification was necessary.
- Molybdenum was detected in the blank ARK-AP3-FB-04 (01/24/2024) at a concentration below the laboratory Reporting Limit (RL). Associated sample results reported with results less than 10 times the blank concentration have been qualified as estimated with a high bias (J+).

SDG 653087

- Nitrate/nitrite was detected in the blank ARK-AP3-EB-05 (01/25/2024) at a concentration above the laboratory Reporting Limit (RL). No qualification was required for associated sample results reported as not detected. Associated sample results reported with results less than 10 times the blank concentration have been qualified as estimated with a high bias (J+).
- TDS was detected in the blank ARK-AP3-FB-05 (01/25/2024) at a concentration below the laboratory Reporting Limit (RL). Associated sample results reported with results less than 10 times the blank concentration have been qualified as estimated with a high bias (J+).

SDG 652881

- Radium 228 was detected in the blank ARK-AP3-FB-04 (01/24/2024) at a concentration below the laboratory RL. No qualification was required for associated sample results reported as not detected. Associated samples reported with detected concentrations less than 10 times the blank concentration have been qualified as estimated with a high bias (J+).

SDG 653088

- Radium 226 was detected in the blank ARK-AP3-EB-05 (01/25/2024) at a concentration below

the laboratory RL. No qualification was required for associated sample results reported as not detected. Associated samples reported with detected concentrations less than 10 times the blank concentration have been qualified as estimated with a high bias (J+).

Laboratory Control Samples

Laboratory control sample (LCS) and laboratory control sample duplicate (LCSD) recoveries met the laboratory acceptance criteria for all analyses.

Matrix Spike/Matrix Spike Duplicates

Site-specific MS/MSD precision and accuracy results were within the laboratory acceptance criteria with the following exceptions:

SDG 652879

- Chloride and selenium had high MS or MSD recoveries in sample ARK-ARAMW-4. Fluoride had a low MS recovery in the same sample. These analytes have been qualified as estimated (J) in this sample.
- Chloride and sulfate had high MS recoveries in sample ARK-ARGWA-14. These analytes have been qualified as estimated in this sample.

Laboratory Duplicates

Appropriate analytical duplicates were analyzed and RPDs were within the laboratory acceptance criteria.

Field Precision

Two sets of field duplicate samples were collected for this sampling event (see Table 3a and 3b for sample/duplicate identification and precision calculations). The calculated RPDs between sample and duplicate were within the QAPP acceptance criteria of 25% for all analytes detected above five times the RL. For results reported less than five times the RL, with a difference between sample and duplicate less than two times the RL are also considered acceptable (qualified "A*"). All field duplicate precision was considered acceptable.

Summary

The groundwater analytical data are usable for the purpose of determining current concentrations of COCs in this medium at the affected property. A summary of qualified data is presented in Table 2 below.

References:

Amec Foster Wheeler, 2016. Arkwright Field Sampling Plan. October.

United State Environmental Protection Agency (USEPA), 2020. National Functional Guidelines for Superfund Inorganic Methods Data Review. November.

Table 1 – Cross-Reference between Laboratory and Field Identifications

Field Identification	Laboratory Identification	SDG	Analyses	Sample Date
ARK-ARGWA-3	652879001	652879	6020B, 7470A, 300, 2540C, 353.2, 2320B	1/24/2024
ARK-ARGWA-5	652879002	652879	6020B, 7470A, 300, 2540C, 353.2, 2320B	1/24/2024
ARK-ARGWA-24	652879003	652879	6020B, 7470A, 300, 2540C, 353.2, 2320B	1/24/2024
ARK-AP3-FD-04	652879004	652879	6020B, 7470A, 300, 2540C, 353.2, 2320B	1/24/2024
ARK-AP3-EB-04	652879005	652879	6020B, 7470A, 300, 2540C, 353.2	1/24/2024
ARK-AP3-FB-04	652879006	652879	6020B, 7470A, 300, 2540C, 353.2	1/24/2024
ARK-ARGWA-3	652879007	652879	6020B (D) (Mg, Fe)	1/24/2024
ARK-ARGWA-5	652879008	652879	6020B (D) (Mg, Fe)	1/24/2024
ARK-ARGWA-24	652879009	652879	6020B (D) (Mg, Fe)	1/24/2024
ARK-ARAMW-4	653087001	653087	6020B, 7470A, 300, 2540C, 353.2, 2320B	1/25/2024
ARK-ARGWC-7	653087002	653087	6020B, 7470A, 300, 2540C, 353.2, 2320B	1/25/2024
ARK-ARGWC-8	653087003	653087	6020B, 7470A, 300, 2540C, 353.2, 2320B	1/25/2024
ARK-ARGWC-9	653087004	653087	6020B, 7470A, 300, 2540C, 353.2, 2320B	1/25/2024
ARK-ARGWC-10	653087005	653087	6020B, 7470A, 300, 2540C, 353.2, 2320B	1/25/2024
ARK-ARGWA-12	653087006	653087	6020B, 7470A, 300, 2540C, 353.2, 2320B	1/25/2024
ARK-ARGWA-13	653087007	653087	6020B, 7470A, 300, 2540C, 353.2, 2320B	1/25/2024
ARK-ARGWC-16	653087008	653087	6020B, 7470A, 300, 2540C, 353.2, 2320B	1/25/2024
ARK-ARGWC-17	653087009	653087	6020B, 7470A, 300, 2540C, 353.2, 2320B	1/25/2024
ARK-ARGWC-18	653087010	653087	6020B, 7470A, 300, 2540C, 353.2, 2320B	1/25/2024
ARK-ARGWA-14	653087011	653087	6020B, 7470A, 300, 2540C, 353.2, 2320B	1/24/2024
ARK-ARGWC-15	653087012	653087	6020B, 7470A, 300, 2540C, 353.2, 2320B	1/25/2024
ARK-AP3-EB-05	653087013	653087	6020B, 7470A, 300, 2540C, 353.2	1/25/2024
ARK-AP3-FB-05	653087014	653087	6020B, 7470A, 300, 2540C, 353.2	1/25/2024

Field Identification	Laboratory Identification	SDG	Analyses	Sample Date
ARK-AP3-FD-05	653087015	653087	6020B, 7470A, 300, 2540C, 353.2	1/25/2024
ARK-ARAMW-4	653087016	653087	6020B (D) (Mg, Fe)	1/25/2024
ARK-ARGWC-7	653087017	653087	6020B (D) (Mg, Fe)	1/25/2024
ARK-ARGWC-8	653087018	653087	6020B (D) (Mg, Fe)	1/25/2024
ARK-ARGWC-9	653087019	653087	6020B (D) (Mg, Fe)	1/25/2024
ARK-ARGWC-10	653087020	653087	6020B (D) (Mg, Fe)	1/25/2024
ARK-ARGWA-12	653087021	653087	6020B (D) (Mg, Fe)	1/25/2024
ARK-ARGWA-13	653087022	653087	6020B (D) (Mg, Fe)	1/25/2024
ARK-ARGWC-16	653087023	653087	6020B (D) (Mg, Fe)	1/25/2024
ARK-ARGWC-17	653087024	653087	6020B (D) (Mg, Fe)	1/25/2024
ARK-ARGWC-18	653087025	653087	6020B (D) (Mg, Fe)	1/25/2024
ARK-ARGWA-14	653087026	653087	6020B (D) (Mg, Fe)	1/24/2024
ARK-ARGWC-15	653087027	653087	6020B (D) (Mg, Fe)	1/25/2024
ARK-ARGWA-3	652881001	652881	903.1, 904	1/24/2024
ARK-ARGWA-5	652881002	652881	903.1, 904	1/24/2024
ARK-ARGWA-24	652881003	652881	903.1, 904	1/24/2024
ARK-AP3-FD-04	652881004	652881	903.1, 904	1/24/2024
ARK-AP3-EB-04	652881005	652881	903.1, 904	1/24/2024
ARK-AP3-FB-04	652881006	652881	903.1, 904	1/24/2024
ARK-ARAMW-4	653088001	653088	903.1, 904	1/25/2024
ARK-ARGWC-7	653088002	653088	903.1, 904	1/25/2024
ARK-ARGWC-8	653088003	653088	903.1, 904	1/25/2024
ARK-ARGWC-9	653088004	653088	903.1, 904	1/25/2024
ARK-ARGWC-10	653088005	653088	903.1, 904	1/25/2024
ARK-ARGWA-12	653088006	653088	903.1, 904	1/25/2024
ARK-ARGWA-13	653088007	653088	903.1, 904	1/25/2024
ARK-ARGWC-16	653088008	653088	903.1, 904	1/25/2024
ARK-ARGWC-17	653088009	653088	903.1, 904	1/25/2024

Field Identification	Laboratory Identification	SDG	Analyses	Sample Date
ARK-ARGWC-18	653088010	653088	903.1, 904	1/25/2024
ARK-ARGWA-14	653088011	653088	903.1, 904	1/24/2024
ARK-ARGWC-15	653088012	653088	903.1, 904	1/25/2024
ARK-AP3-EB-05	653088013	653088	903.1, 904	1/25/2024
ARK-AP3-FB-05	653088014	653088	903.1, 904	1/25/2024
ARK-AP3-FD-05	653088015	653088	903.1, 904	1/25/2024

Table 2 – Qualified Analytical Data

Field Identification	Analyte	Qualification / Code	Reason for Qualification
ARK-ARGWA-5	Radium 228	UJ / BLL	Detected in MB, sample < MB
ARK-ARGWA-24	Radium 228	UJ / BLL	Detected in MB, sample < MB
ARK-AP3-FB-04	Radium 228	J+ / BLL	Detected in MB
ARK-ARGWA-3	Molybdenum	J+ / BFL	Detected in FB
ARK-AP3-FD-05	Nitrate/nitrite	J+ / BFH	Detected in EB
ARK-ARAMW-4	Nitrate/nitrite	J+ / BFH	Detected in EB
ARK-ARGWA-12	Nitrate/nitrite	J+ / BFH	Detected in EB
ARK-ARGWA-13	Nitrate/nitrite	J+ / BFH	Detected in EB
ARK-ARGWA-14	Nitrate/nitrite	J+ / BFH	Detected in EB
ARK-ARGWC-10	Nitrate/nitrite	J+ / BFH	Detected in EB
ARK-ARGWC-15	Nitrate/nitrite	J+ / BFH	Detected in EB
ARK-ARGWC-16	Nitrate/nitrite	J+ / BFH	Detected in EB
ARK-ARGWC-17	Nitrate/nitrite	J+ / BFH	Detected in EB
ARK-ARGWC-18	Nitrate/nitrite	J+ / BFH	Detected in EB
ARK-ARGWC-7	Nitrate/nitrite	J+ / BFH	Detected in EB

Table 2 – Qualified Analytical Data

Field Identification	Analyte	Qualification / Code	Reason for Qualification
ARK-ARGWC-8	Nitrate/nitrite	J+ / BFH	Detected in EB
ARK-ARGWC-9	Nitrate/nitrite	J+ / BFH	Detected in EB
ARK-AP3-FD-05	TDS	J+ / BFL	Detected in FB
ARK-ARGWC-10	TDS	J+ / BFL	Detected in FB
ARK-ARGWC-9	TDS	J+ / BFL	Detected in FB
ARK-AP3-FD-05	Radium 226	J+ / BFL	Detected in FB
ARK-ARGWA-12	Radium 226	J+ / BFL	Detected in FB
ARK-ARGWC-7	Radium 226	J+ / BFL	Detected in FB
ARK-ARGWC-9	Radium 226	J+ / BFL	Detected in FB
ARK-ARAMW-4	Chloride	J / MS1	High MS %R
ARK-ARAMW-4	Selenium	J / MS1	High MS %R
ARK-ARAMW-4	Fluoride	J / MS1	Low MS %R
ARK-ARGWA-14	Chloride	J / MS1	High MS %R
ARK-ARGWA-14	Sulfate	J / MS1	High MS %R

BFH – Blank Field High – detected in the field blank (FB) above the RL
BFL – Blank Field Low – detected in the field blank (FB) below the RL
BLL – Blank Lab Low – detected in the lab blank (LB) below the RL
J – estimated result
J+ – estimated data with a high bias
MS1 - Matrix spike %R does not meet quality control criteria
UJ – estimated not detected

Table 3a – Field Precision

Field Identification	Analyte	Sample Result (mg/L)	Duplicate Result (mg/L)	RPD[a]	Qualified
ARK-ARGWA-5/ ARK-AP3-FD-04	Chloride	14.9	15.0	0.7%	A
	Fluoride	0.117	0.116	<5*RL, <2*RL	A*
	Sulfate	5.25	0.528	<5*RL, <2*RL	A*
	Boron	0.00641 J	0.0058 J	<5*RL, <2*RL	A*
	Barium	0.0621	0.0650	4.6%	A
	Calcium	12.4	12.7	2.4%	A
	Iron	0.0531 J	0.045 J	<5*RL, <2*RL	A*
	Magnesium	5.28	5.37	1.7%	A
	Manganese (D)	0.0126	NA	NC	None
	Manganese	0.0126	0.00885	<5*RL, <2*RL	A*
	Sodium	11.7	12.0	2.5%	A
	Potassium	1.48	1.52	2.7%	A
	Nitrate/nitrite	0.210	0.204	2.9%	A
	TDS	107	103	3.8%	A
	Total Alkalinity	56.4	56.1	0.5%	A
	Bicarbonate	56.4	56.1	0.5%	A
	Radium 226	0.933	1.23	<5*RL, <2*RL	A*

[a] RPD = ((SR - DR)*200)/(SR + DR)
A - Acceptable Data.
A* - Acceptable data where results were less than 5X the RDL and the difference between sample and duplicate was less than 2X the RDL.
D - dissolved
J – Estimated detected.
NA – not analyzed
NC – not calculated

Table 3b – Field Precision

Field Identification	Analyte	Sample Result (mg/L)	Duplicate Result (mg/L)	RPD[a]	Qualified
ARK-ARGWC-9/ ARK-AP3-FD-05	Chloride	5.15	5.14	0.2%	A
	Fluoride	0.222	0.224	<5*RL, <2*RL	A*
	Sulfate	1.49	1.53	<5*RL, <2*RL	A*
	Boron	0.0114 J	0.00767 J	<5*RL, <2*RL	A*
	Barium	0.0414	0.0413	0.2%	A
	Calcium	4.81	4.75	1.3%	A
	Chromium	0.00700 J	0.00702 J	<5*RL, <2*RL	A*
	Iron	0.0385 J	NA	NC	None
	Magnesium	2.03	NA	NC	None
	Manganese	0.00141J		<5*RL, <2*RL	A*
	Sodium	6.30	NA	NC	None
	Potassium	1.84	NA	NC	None
	Nitrate/nitrite	0.799	0.808	1.1%	A
	TDS	53.0	69.0	26.2%	A
	Total Alkalinity	24.6	NA	NC	None
	Bicarbonate	24.6	NA	NC	None
	Radium 226	0.768	0.350	<5*RL, <2*RL	A*

[a] RPD = ((SR - DR)*200)/(SR + DR)
A - Acceptable Data.
A* - Acceptable data where results were less than 5X the RDL and the difference between sample and duplicate was less than 2X the RDL.
D - dissolved
J – Estimated detected.
NA – not analyzed
NC – not calculated

Appendix C
Statistical Analyses

GROUNDWATER STATS CONSULTING

February 28, 2024

Southern Company Services
Attn: Mr. Joju Abraham
241 Ralph McGill Blvd NE, Bin 10160
Atlanta, Georgia 30308-3374

Re: Plant Arkwright #3 Ash Pond
August 2023 Semi-Annual Statistical Analysis

Dear Mr. Abraham,

Groundwater Stats Consulting, formerly the statistical consulting division of Sanitas Technologies, is pleased to provide the August 2023 Semi-Annual Groundwater statistical analysis of data for Georgia Power Company's Plant Arkwright #3 Ash Pond. The analysis complies with the Georgia Environmental Protection Division (EPD) Rules for Solid Waste Management Chapter 391-3-4-.10 and follows the United States Environmental Protection Agency (USEPA) Unified Guidance (2009).

Semi-annual sampling is conducted for USEPA's Coal Combustion Residuals (CCR) Appendix III and IV parameters in addition to Appendix I parameters in accordance with the Georgia Department of Natural Resources, Environmental Protection Division groundwater monitoring regulations. The monitoring well network, as provided by Southern Company Services, consists of the following:

- **Upgradient wells:** ARGWA-3, ARGWA-5, ARGWA-12, ARGWA-13, ARGWA-14, and ARGWA-24
- **Downgradient wells:** ARGWC-7, ARGWC-8, ARGWC-9, ARGWC-10, ARGWC-15, ARGWC-16, ARGWC-17, and ARGWC-18
- **Assessment wells:** ARAMW-3, ARAMW-4, and ARAMW-6

Note that upgradient well ARGWA-24 was first sampled during December 2020. Data from this well are pooled with neighboring upgradient wells for the calculation of interwell

statistical limits. For the assessment wells, sampling began in 2020 and when a minimum of 4 samples is available, confidence intervals are used to evaluate the Appendix IV constituents.

Data were sent electronically to Groundwater Stats Consulting, and the statistical analysis was reviewed by Andrew Collins, Project Manager for Groundwater Stats Consulting.

The CCR and Georgia EPD programs monitor the constituents listed below. The terms "parameters" and "constituents" are used interchangeably.

- **Georgia Appendix I:** arsenic, barium, cadmium, lead, selenium, and silver
- **CCR Appendix III:** boron, calcium, chloride, fluoride, pH, sulfate, and TDS
- **CCR Appendix IV:** antimony, arsenic, barium, beryllium, cadmium, chromium, cobalt, combined radium 226 + 228, fluoride, lithium, lead, mercury, molybdenum, selenium, and thallium

Data for Appendix III constituents were analyzed using prediction limits; data for Appendix I constituents were analyzed using prediction limits and confidence intervals; and data for Appendix IV were analyzed using confidence intervals. Note that when there are no detections present in downgradient wells for a given constituent, statistical analyses are not required. Summaries of well/constituent pairs containing 100% non-detects since 2016 for all constituents follow this letter.

Time series plots for all well/constituent pairs are provided and are particularly useful for screening parameters detected in downgradient wells which require statistical analyses (Figure A). Additionally, a separate section of box plots is included for all constituents at upgradient and downgradient wells (Figure B). The time series plots are used to initially screen for suspected outliers and trends, while the box plots provide visual representation of variation within individual wells and between all wells. Values in background which have been flagged as outliers may be seen in a lighter font and as a disconnected symbol on the graphs. A summary of flagged outliers follows this report (Figure C).

Based on the previous screening, described below, data at all wells for constituents detected in downgradient wells were evaluated for the following: 1) outliers; 2) trends; 3) most appropriate statistical method based on site characteristics of groundwater data upgradient of the facility; and 4) eligibility of downgradient wells when intrawell statistical methods are recommended. Power curves were provided with the previous screening to demonstrate that the selected statistical methods for the parameters listed above comply with the USEPA Unified Guidance and the Georgia Environmental Protection Division Rules for Solid Waste Management Chapter 391-3-4-.10. The EPA suggests the selected

statistical method should provide at least 55% power at 3 standard deviations or at least 80% power at 4 standard deviations. Power curves were based on the following:

Georgia Appendix I Constituents:

- Semi-Annual Sampling
- Interwell Prediction Limits with 1-of-2 resample plan (all parameters)
- # Constituents: 6
- # Downgradient wells: 8

CCR Appendix III Constituents:

- Semi-Annual Sampling
- Interwell Prediction Limits with 1-of-2 resample plan (all parameters)
- # Constituents: 7
- # Downgradient wells: 8

The distribution of data is tested using the Shapiro-Wilk/Shapiro-Francia test for normality. Parametric prediction limits (or tolerance limits or confidence intervals, as applicable) are utilized when the screened historical data follow a normal or transformed-normal distribution. When data cannot be normalized or the majority of data are non-detects, a nonparametric test is utilized. While the false positive rate associated with parametric limits is based on an annual 10% (5% per semi-annual event) as recommend by the EPA Unified Guidance (2009), the false positive rate associated with the nonparametric limits is dependent upon the available background sample size, number of future comparisons, and verification resample plan. The following approaches are used for handling non-detects (USEPA, 2009).

- No statistical analyses are required on wells and analytes containing 100% non-detects (USEPA Unified Guidance, 2009, Chapter 6).
- When data contain <15% non-detects, simple substitution of one-half the reporting limit is utilized in the statistical analysis. The reporting limit utilized for non-detects is the most recent practical quantification limit (PQL) as reported by the laboratory.
- When data contain between 15-50% non-detects, the Kaplan-Meier non-detect adjustment is applied to the background data for parametric limits. This technique adjusts the mean and standard deviation of the historical concentrations to account for concentrations below the reporting limit.
- Nonparametric prediction limits are used on data containing greater than 50% non-detects.

Natural systems continuously evolve due to physical changes made to the environment. Examples include capping a landfill, paving areas near a well, or lining a drainage channel to prevent erosion. Periodic updating of background statistical limits is necessary to accommodate these types of changes. In the interwell case, prediction limits are updated with upgradient well data during each event after careful screening for any new outliers. In some cases, the earlier portion of data are deselected prior to construction of limits to provide sensitive limits that will rapidly detect changes in groundwater quality. Even though the data are excluded from the calculation, the values will continue to be reported and shown in tables and graphs.

Summary of Background Screening - Conducted in 2019

Outlier Analysis

Time series plots were used to identify suspected outliers, or extreme values that would result in limits that are not representative of the current background data population. Suspected outliers at all wells and parameters were formally tested using Tukey's box plot method and, when identified, flagged in the computer database with "o" and deselected prior to construction of statistical limits. Several values were flagged as outliers as a result of the Tukey's tests. In some cases, high values not identified by this test were flagged as outliers so that resulting prediction limits will be lower and capable of detecting future changes at these wells. Outliers were flagged in downgradient wells, though there are no intrawell statistical analyses in the current report. For the analysis of the Appendix IV constituents, this improves the estimate of downgradient confidence intervals.

A summary of flagged values is included in Figure C. When the most recent values are identified as outliers in upgradient wells, those values are not flagged in the database at that time (except in cases where they would cause background limits to be elevated) as they may represent a possible trend in an upgradient well. If future values do not remain at similar concentrations, these values will be flagged as outliers and deselected. Several low values exist in the data sets and appear on the graphs as possible low outliers relative to the laboratory's Practical Quantitation Limit. However, these values are observed trace values (i.e., measurements reported by the laboratory between the Method Detection Limit and the Practical Quantitation Limit) and, therefore, were not flagged as outliers. Due to changing reporting limits, when non-detects are replaced with the most recent reporting limit, previously flagged "J" values (or estimated values) are sometimes flagged as outliers if they are much higher than current reporting limits.

Additionally, when any values are flagged in the database as outliers, the measurements are plotted in a disconnected and lighter symbol on the time series graph. The

accompanying data pages display the flagged value in a lighter font as well. A substitution of the most recent reporting limit was applied when varying detection limits existed in data.

Seasonality

No obvious seasonal patterns were observed on the time series plots for any of the detected data; therefore, no deseasonalizing adjustments were made to the data. When seasonal patterns are observed, data may be deseasonalized so that the resulting limits will correctly account for the seasonality as a predictable pattern rather than random variation or a release.

Trend Testing

While trends may be identified by visual inspection, a quantification of the trend and its significance is needed. The Sen's Slope/Mann Kendall trend test, which tests for statistically significant increasing or decreasing trends, was used to evaluate data at all upgradient wells and downgradient wells with detections.

In the absence of suspected contamination, significant trending data are typically not included as part of the background data used for construction of prediction limits. This step serves to eliminate the trend and, thus, reduce variation in background. When statistically significant decreasing trends are present, all available data are evaluated to determine whether earlier concentration levels are significantly different from current reported concentrations and will be deselected as necessary. When any records of data are truncated for the reasons above, a summary report will be provided to show the date ranges used in construction of the statistical limits.

Several statistically significant increasing and decreasing trends were noted for constituents in both upgradient and downgradient wells, and the results of these trend tests were included with the previous screening. Although data since 2014 for selenium at upgradient well ARGWA-13 have consistently been detections above the reporting limit while earlier data are primarily non-detect values, the measurements across the record represent spatial variability in groundwater quality upgradient of the facility. Therefore, all concentrations for this well/constituent pair are used in constructing statistical limits.

Determination of Spatial Variation

The Analysis of Variance (ANOVA) was used to statistically evaluate differences in average concentrations among upgradient wells for constituents detected in downgradient wells.

The ANOVA assists in identifying the most appropriate statistical approach. Interwell tests, which compare downgradient well data to statistical limits constructed from pooled upgradient well data, are appropriate when average concentrations are similar across upgradient wells. Intrawell tests, which compare compliance data from a single well to screened historical data within the same well, are appropriate when upgradient wells exhibit spatial variation; when statistical limits constructed from upgradient wells are not representative of the current background data population; and when downgradient water quality is unimpacted compared to upgradient water quality for the same parameter.

The ANOVA identified significant differences among upgradient well data for several constituents. While data were further tested for intrawell eligibility during the screening, interwell methods are used for all Appendix I and Appendix III constituents in accordance with Georgia EPD requirements.

Prediction Limit Analysis of Appendix I & III Parameters – August 2023

All Appendix I and III parameters were analyzed using interwell prediction limits. Upgradient well data were reassessed using time series for potential outliers during this analysis. No additional values were flagged and a summary of flagged outliers follows this report (Figure C).

Appendix I & III Interwell Prediction Limits

Note that the interwell limit for sulfate is high relative to concentrations in downgradient wells and is a result of the reported concentrations in upgradient well ARGWA-13 which reflect spatial variation in groundwater quality at the site. Since this limit will not be sensitive to changes in sulfate concentrations in downgradient wells, trend tests were performed as a secondary measure to identify whether concentrations are changing over time at each well. The results are discussed below in the trend test section.

Interwell prediction limits, combined with a 1-of-2 resample plan, were constructed using all historical upgradient well data through August 2023 for Appendix I and III constituents (Figures D & E, respectively). Interwell prediction limits pool upgradient well data to establish a background limit for an individual constituent. The August 2023 sample from each downgradient well is compared to the background limits to determine whether initial exceedances are present.

In the event of an initial exceedance of compliance well data, the 1-of-2 resample plan allows for collection of one additional sample to determine whether the initial exceedance is confirmed. When a resample confirms the initial exceedance, a statistically significant

increase is identified, and further research would be required to identify the cause of the exceedance (i.e., impact from the site, natural variation, or an off-site source). If the resample falls within the statistical limit, the initial exceedance is considered to be a false positive result; therefore, no exceedance is noted, and no further action is necessary. If no resample is collected, the original result is considered a confirmed exceedance. Summary tables, along with complete results of the interwell prediction limits for Appendix I and III constituents, follow this letter. No exceedances were noted for the Appendix I constituents. The following exceedances were identified for the Appendix III constituents:

- Boron: ARGWC-18
- pH (lower limit): ARGWC-16 and ARGWC-17

Trend Test Evaluation – Appendix III

When prediction limit exceedances are identified in downgradient wells, data are further evaluated using the Sen's Slope/Mann Kendall trend test to determine whether concentrations are statistically increasing, decreasing, or stable at the 99% confidence level (Figure F). Upgradient well data are included in the trend analyses for all parameters found to exceed their prediction limit in downgradient wells to identify whether similar patterns exist upgradient of the site. Upgradient trends are an indication of variability in groundwater quality unrelated to practices at the site.

Additionally, trend tests for sulfate were included to monitor concentrations at each well. Note that samples for sulfate were collected prior to 2016 and all data were evaluated in the trend analyses. Both a summary table and graphical display of trend tests results follows this letter. Statistically significant trends were identified for the following well/constituent pairs:

Increasing trends:

- Boron: ARGWA-13 (upgradient)
- Sulfate: ARGWA-13 (upgradient), ARGWC-16, and ARGWC-9

Decreasing trends:

- pH: ARGWC-17
- Sulfate: ARGWA-14 (upgradient), ARGWC-7, and ARGWC-8

Confidence Interval Analysis of Appendix I & IV Parameters – August 2023

For Appendix I and IV parameters, confidence intervals for each downgradient and assessment well/constituent pair were compared against corresponding Groundwater Protection Standards (GWPS). GWPS were developed as described below. Downgradient and assessment well/constituent pairs that contain 100% non-detects since 2016 do not require analysis. Data from upgradient wells for Appendix I and IV parameters are reassessed for outliers during each analysis. No additional outliers were flagged during this analysis and a summary of flagged outliers follows this report (Figure C).

Interwell Upper Tolerance Limits

Interwell tolerance limits were used to calculate site-specific background limits from all available pooled upgradient well data through August 2023 for Appendix I and IV constituents (Figure G). Parametric tolerance limits are used when data follow a normal or transformed-normal distribution. When data contained greater than 50% non-detects or did not follow a normal or transformed-normal distribution, nonparametric tolerance limits were used.

Groundwater Protection Standards

The background limits were then used when determining the groundwater protection standard (GWPS) under 40 CFR §257.95(h) and Georgia EPD Rule 391-3-4-.10(6)(a). On July 30, 2018, US EPA revised the Federal CCR rule updating GWPS for cobalt, lead, lithium, and molybdenum as described above in 40 CFR §257.95(h)(2). Effective on February 22, 2022, Georgia EPD incorporated the updated GWPS into the current Georgia EPD Rules for Solid Waste Management 391-3-4-.10(6)(a). In accordance with the updated Rules, the GWPS is:

- The maximum contaminant level (MCL) established under §141.62 and §141.66 of this title
- Where an MCL has not been established for a constituent, Federal and State CCR Rules specify levels for cobalt (0.006 mg/L), lead (0.015 mg/L), lithium (0.040 mg/L), and molybdenum (0.100 mg/L)
- The respective background level for a constituent when the background level is higher than the MCL or Federal CCR Rule identified GWPS

Following Georgia EPD Rule requirements and the Federal CCR requirements, GWPS were established for statistical comparison of Appendix I and IV constituents for this sample event (Figure H).

Confidence Intervals

To complete the statistical comparison to GWPS, confidence intervals were constructed when a minimum of 4 samples was available using data from June 2016 through August 2023 for each of the Appendix I and IV constituents in accordance with the state requirements in each downgradient and assessment well (Figure I). The Sanitas software was used to calculate the tolerance limits and the confidence intervals, either parametric or nonparametric, depending on the data distribution and percentage of non-detects. When data followed a normal or transformed-normal distribution, parametric confidence intervals were used for Appendix IV parameters. Nonparametric confidence intervals, which use the appropriate order statistics, depending on the sample size, as interval limits, were constructed when data did not follow a normal or transformed-normal distribution or when there were greater than 50% non-detects. The lower confidence limit, which is constructed with 99% confidence for parametric confidence intervals, is compared to the GWPS prepared as described above. The achievable confidence level associated with nonparametric confidence intervals is dependent upon the number samples available.

Only when the entire confidence interval is above a GWPS is the well/constituent pair considered to exceed its respective standard. In the event of a confidence interval exceedance of the GWPS, a statistically significant level (SSL) exceedance is identified. A summary of the confidence intervals follows this letter and an exceedance was identified for the following well/constituent pair:

- Cobalt: ARGWC-17

Trend Test Evaluation – Appendix I & IV

Data at wells with confidence interval exceedances are further evaluated using the Sen's Slope/Mann Kendall trend test at the 95% confidence level to determine whether concentrations are statistically increasing, decreasing, or stable (Figure J). Although the trend tests for Assessment monitoring pairs were previously evaluated using 99% confidence, the 95% confidence level more rapidly identifies statistically significant trends. Additionally, the 95% confidence is recommended in cases with limited sample sizes and, particularly, for new assessment wells. Upgradient wells are included in the trend analyses to identify whether similar patterns exist upgradient of the site for the same constituents. When trends are present in upgradient wells, it is an indication of variability in groundwater quality unrelated to practices at the site. A summary of the Appendix I and IV trend test results follows this letter. A statistically significant increasing trend was identified for the following well/constituent pair:

- Cobalt: ARGWC-17

Thank you for the opportunity to assist you in the statistical analysis of groundwater quality for Plant Arkwright #3 Ash Pond. If you have any questions or comments, please feel free to contact us.

For Groundwater Stats Consulting,



Andrew T. Collins
Project Manager



Kristina L. Rayner
Senior Statistician

Sanitas™ v.10.0.06 Software licensed to Groundwater Stats Consulting. UG

100% Non-Detects: Appendix IV Downgradient & Assessment

Analysis Run 10/13/2023 1:29 PM View: Desc.
Plant Arkwright Client: Southern Company Data: Arkwright No 3

Antimony (mg/L)
ARAMW-3, ARAMW-4, ARAMW-6, ARGWC-15, ARGWC-16, ARGWC-17, ARGWC-18, ARGWC-8

Arsenic (mg/L)
ARAMW-6

Beryllium (mg/L)
ARAMW-3, ARAMW-4, ARAMW-6, ARGWC-10, ARGWC-15

Cadmium (mg/L)
ARAMW-3, ARAMW-6, ARGWC-10, ARGWC-18, ARGWC-7, ARGWC-8, ARGWC-9

Chromium (mg/L)
ARAMW-3, ARAMW-4, ARAMW-6, ARGWC-18

Lead (mg/L)
ARAMW-3, ARAMW-4, ARAMW-6

Lithium (mg/L)
ARAMW-6

Mercury (mg/L)
ARAMW-3, ARAMW-4, ARAMW-6, ARGWC-17, ARGWC-9

Molybdenum (mg/L)
ARGWC-10, ARGWC-16, ARGWC-17, ARGWC-7, ARGWC-9

Selenium (mg/L)
ARAMW-6

Silver (mg/L)
ARAMW-3, ARAMW-4, ARAMW-6, ARGWC-8

Thallium (mg/L)
ARAMW-3, ARGWC-10, ARGWC-7, ARGWC-8, ARGWC-9

Interwell Prediction Limit Appendix I - All Results (No Significant)

Plant Arkwright Client: Southern Company Data: Arkwright No 3 Printed 10/19/2023, 9:06 AM

Constituent	Well	Upper Lim.	Lower Lim.	Date	Observ.	Sig.	Bg N	Bg Mean	Std. Dev.	%NDs	ND Adj.	Transform	Alpha	Method
Arsenic (mg/L)	ARGWC-10	0.00593	n/a	8/9/2023	0.005ND	No	216	n/a	n/a	80.56	n/a	n/a	0.00004917	NP Inter (NDs) 1 of 2
Arsenic (mg/L)	ARGWC-15	0.00593	n/a	8/10/2023	0.0024J	No	216	n/a	n/a	80.56	n/a	n/a	0.00004917	NP Inter (NDs) 1 of 2
Arsenic (mg/L)	ARGWC-16	0.00593	n/a	8/10/2023	0.00431J	No	216	n/a	n/a	80.56	n/a	n/a	0.00004917	NP Inter (NDs) 1 of 2
Arsenic (mg/L)	ARGWC-17	0.00593	n/a	8/9/2023	0.005ND	No	216	n/a	n/a	80.56	n/a	n/a	0.00004917	NP Inter (NDs) 1 of 2
Arsenic (mg/L)	ARGWC-18	0.00593	n/a	8/10/2023	0.005ND	No	216	n/a	n/a	80.56	n/a	n/a	0.00004917	NP Inter (NDs) 1 of 2
Arsenic (mg/L)	ARGWC-7	0.00593	n/a	8/10/2023	0.0048J	No	216	n/a	n/a	80.56	n/a	n/a	0.00004917	NP Inter (NDs) 1 of 2
Arsenic (mg/L)	ARGWC-8	0.00593	n/a	8/10/2023	0.00337J	No	216	n/a	n/a	80.56	n/a	n/a	0.00004917	NP Inter (NDs) 1 of 2
Arsenic (mg/L)	ARGWC-9	0.00593	n/a	8/10/2023	0.00457J	No	216	n/a	n/a	80.56	n/a	n/a	0.00004917	NP Inter (NDs) 1 of 2
Barium (mg/L)	ARGWC-10	0.24	n/a	8/9/2023	0.0363	No	220	n/a	n/a	0	n/a	n/a	0.00004917	NP Inter (normality) 1 of 2
Barium (mg/L)	ARGWC-15	0.24	n/a	8/10/2023	0.037	No	220	n/a	n/a	0	n/a	n/a	0.00004917	NP Inter (normality) 1 of 2
Barium (mg/L)	ARGWC-16	0.24	n/a	8/10/2023	0.0381	No	220	n/a	n/a	0	n/a	n/a	0.00004917	NP Inter (normality) 1 of 2
Barium (mg/L)	ARGWC-17	0.24	n/a	8/9/2023	0.0861	No	220	n/a	n/a	0	n/a	n/a	0.00004917	NP Inter (normality) 1 of 2
Barium (mg/L)	ARGWC-18	0.24	n/a	8/10/2023	0.0415	No	220	n/a	n/a	0	n/a	n/a	0.00004917	NP Inter (normality) 1 of 2
Barium (mg/L)	ARGWC-7	0.24	n/a	8/10/2023	0.054	No	220	n/a	n/a	0	n/a	n/a	0.00004917	NP Inter (normality) 1 of 2
Barium (mg/L)	ARGWC-8	0.24	n/a	8/10/2023	0.0603	No	220	n/a	n/a	0	n/a	n/a	0.00004917	NP Inter (normality) 1 of 2
Barium (mg/L)	ARGWC-9	0.24	n/a	8/10/2023	0.0401	No	220	n/a	n/a	0	n/a	n/a	0.00004917	NP Inter (normality) 1 of 2
Cadmium (mg/L)	ARGWC-15	0.0043	n/a	8/10/2023	0.001ND	No	174	n/a	n/a	93.68	n/a	n/a	0.00006534	NP Inter (NDs) 1 of 2
Cadmium (mg/L)	ARGWC-16	0.0043	n/a	8/10/2023	0.001ND	No	174	n/a	n/a	93.68	n/a	n/a	0.00006534	NP Inter (NDs) 1 of 2
Cadmium (mg/L)	ARGWC-17	0.0043	n/a	8/9/2023	0.000445J	No	174	n/a	n/a	93.68	n/a	n/a	0.00006534	NP Inter (NDs) 1 of 2
Lead (mg/L)	ARGWC-10	0.013	n/a	8/9/2023	0.002ND	No	214	n/a	n/a	89.72	n/a	n/a	0.00004917	NP Inter (NDs) 1 of 2
Lead (mg/L)	ARGWC-15	0.013	n/a	8/10/2023	0.000841J	No	214	n/a	n/a	89.72	n/a	n/a	0.00004917	NP Inter (NDs) 1 of 2
Lead (mg/L)	ARGWC-16	0.013	n/a	8/10/2023	0.002ND	No	214	n/a	n/a	89.72	n/a	n/a	0.00004917	NP Inter (NDs) 1 of 2
Lead (mg/L)	ARGWC-17	0.013	n/a	8/9/2023	0.002ND	No	214	n/a	n/a	89.72	n/a	n/a	0.00004917	NP Inter (NDs) 1 of 2
Lead (mg/L)	ARGWC-18	0.013	n/a	8/10/2023	0.002ND	No	214	n/a	n/a	89.72	n/a	n/a	0.00004917	NP Inter (NDs) 1 of 2
Lead (mg/L)	ARGWC-7	0.013	n/a	8/10/2023	0.002ND	No	214	n/a	n/a	89.72	n/a	n/a	0.00004917	NP Inter (NDs) 1 of 2
Lead (mg/L)	ARGWC-8	0.013	n/a	8/10/2023	0.002ND	No	214	n/a	n/a	89.72	n/a	n/a	0.00004917	NP Inter (NDs) 1 of 2
Lead (mg/L)	ARGWC-9	0.013	n/a	8/10/2023	0.002ND	No	214	n/a	n/a	89.72	n/a	n/a	0.00004917	NP Inter (NDs) 1 of 2
Selenium (mg/L)	ARGWC-10	0.034	n/a	8/9/2023	0.005ND	No	216	n/a	n/a	81.94	n/a	n/a	0.00004917	NP Inter (NDs) 1 of 2
Selenium (mg/L)	ARGWC-15	0.034	n/a	8/10/2023	0.005ND	No	216	n/a	n/a	81.94	n/a	n/a	0.00004917	NP Inter (NDs) 1 of 2
Selenium (mg/L)	ARGWC-16	0.034	n/a	8/10/2023	0.00421J	No	216	n/a	n/a	81.94	n/a	n/a	0.00004917	NP Inter (NDs) 1 of 2
Selenium (mg/L)	ARGWC-17	0.034	n/a	8/9/2023	0.00231J	No	216	n/a	n/a	81.94	n/a	n/a	0.00004917	NP Inter (NDs) 1 of 2
Selenium (mg/L)	ARGWC-18	0.034	n/a	8/10/2023	0.005ND	No	216	n/a	n/a	81.94	n/a	n/a	0.00004917	NP Inter (NDs) 1 of 2
Selenium (mg/L)	ARGWC-7	0.034	n/a	8/10/2023	0.005ND	No	216	n/a	n/a	81.94	n/a	n/a	0.00004917	NP Inter (NDs) 1 of 2
Selenium (mg/L)	ARGWC-8	0.034	n/a	8/10/2023	0.005ND	No	216	n/a	n/a	81.94	n/a	n/a	0.00004917	NP Inter (NDs) 1 of 2
Selenium (mg/L)	ARGWC-9	0.034	n/a	8/10/2023	0.005ND	No	216	n/a	n/a	81.94	n/a	n/a	0.00004917	NP Inter (NDs) 1 of 2
Silver (mg/L)	ARGWC-10	0.0051	n/a	8/9/2023	0.001ND	No	184	n/a	n/a	94.57	n/a	n/a	0.00005829	NP Inter (NDs) 1 of 2
Silver (mg/L)	ARGWC-15	0.0051	n/a	8/10/2023	0.001ND	No	184	n/a	n/a	94.57	n/a	n/a	0.00005829	NP Inter (NDs) 1 of 2
Silver (mg/L)	ARGWC-16	0.0051	n/a	8/10/2023	0.001ND	No	184	n/a	n/a	94.57	n/a	n/a	0.00005829	NP Inter (NDs) 1 of 2
Silver (mg/L)	ARGWC-17	0.0051	n/a	8/9/2023	0.001ND	No	184	n/a	n/a	94.57	n/a	n/a	0.00005829	NP Inter (NDs) 1 of 2
Silver (mg/L)	ARGWC-18	0.0051	n/a	8/10/2023	0.001ND	No	184	n/a	n/a	94.57	n/a	n/a	0.00005829	NP Inter (NDs) 1 of 2
Silver (mg/L)	ARGWC-7	0.0051	n/a	8/10/2023	0.001ND	No	184	n/a	n/a	94.57	n/a	n/a	0.00005829	NP Inter (NDs) 1 of 2
Silver (mg/L)	ARGWC-9	0.0051	n/a	8/10/2023	0.001ND	No	184	n/a	n/a	94.57	n/a	n/a	0.00005829	NP Inter (NDs) 1 of 2

Interwell Prediction Limit - Singificant Results

Plant Arkwright Client: Southern Company Data: Arkwright No 3 Printed 10/13/2023, 1:38 PM

Constituent	Well	Upper Lim.	Lower Lim.	Date	Observ.	Sig.	Bg N	Bg Mean	Std. Dev.	%NDs	ND Adj.	Transform	Alpha	Method
Boron (mg/L)	**ARGWC-18**	**1.06**	**n/a**	**8/10/2023**	**2.54**	**Yes**	**102**	**n/a**	**n/a**	**47.06**	**n/a**	**n/a**	**0.000187**	**NP Inter (normality) 1 of 2**
pH (SU)	**ARGWC-16**	**7.04**	**5.53**	**8/10/2023**	**5.15**	**Yes**	**111**	**n/a**	**n/a**	**0**	**n/a**	**n/a**	**0.0003218**	**NP Inter (normality) 1 of 2**
pH (SU)	**ARGWC-17**	**7.04**	**5.53**	**8/9/2023**	**4.99**	**Yes**	**111**	**n/a**	**n/a**	**0**	**n/a**	**n/a**	**0.0003218**	**NP Inter (normality) 1 of 2**

Interwell Prediction Limit Appendix III - All Results

Plant Arkwright Client: Southern Company Data: Arkwright No 3 Printed 10/19/2023, 9:09 AM

Constituent	Well	Upper Lim.	Lower Lim.	Date	Observ.	Sig.	Bg N	Bg Mean	Std. Dev.	%NDs	ND Adj.	Transform	Alpha	Method
Boron (mg/L)	ARGWC-10	1.06	n/a	8/9/2023	0.015ND	No	102	n/a	n/a	47.06	n/a	n/a	0.000187	NP Inter (normality) 1 of 2
Boron (mg/L)	ARGWC-15	1.06	n/a	8/10/2023	0.00806J	No	102	n/a	n/a	47.06	n/a	n/a	0.000187	NP Inter (normality) 1 of 2
Boron (mg/L)	ARGWC-16	1.06	n/a	8/10/2023	0.224	No	102	n/a	n/a	47.06	n/a	n/a	0.000187	NP Inter (normality) 1 of 2
Boron (mg/L)	ARGWC-17	1.06	n/a	8/9/2023	0.0534	No	102	n/a	n/a	47.06	n/a	n/a	0.000187	NP Inter (normality) 1 of 2
Boron (mg/L)	**ARGWC-18**	**1.06**	**n/a**	**8/10/2023**	**2.54**	**Yes**	**102**	**n/a**	**n/a**	**47.06**	**n/a**	**n/a**	**0.000187**	**NP Inter (normality) 1 of 2**
Boron (mg/L)	ARGWC-7	1.06	n/a	8/10/2023	0.116	No	102	n/a	n/a	47.06	n/a	n/a	0.000187	NP Inter (normality) 1 of 2
Boron (mg/L)	ARGWC-8	1.06	n/a	8/10/2023	0.98	No	102	n/a	n/a	47.06	n/a	n/a	0.000187	NP Inter (normality) 1 of 2
Boron (mg/L)	ARGWC-9	1.06	n/a	8/10/2023	0.00623J	No	102	n/a	n/a	47.06	n/a	n/a	0.000187	NP Inter (normality) 1 of 2
Calcium (mg/L)	ARGWC-10	190	n/a	8/9/2023	7.85	No	102	n/a	n/a	0	n/a	n/a	0.000187	NP Inter (normality) 1 of 2
Calcium (mg/L)	ARGWC-15	190	n/a	8/10/2023	30.9	No	102	n/a	n/a	0	n/a	n/a	0.000187	NP Inter (normality) 1 of 2
Calcium (mg/L)	ARGWC-16	190	n/a	8/10/2023	63.4	No	102	n/a	n/a	0	n/a	n/a	0.000187	NP Inter (normality) 1 of 2
Calcium (mg/L)	ARGWC-17	190	n/a	8/9/2023	37.4	No	102	n/a	n/a	0	n/a	n/a	0.000187	NP Inter (normality) 1 of 2
Calcium (mg/L)	ARGWC-18	190	n/a	8/10/2023	52.1	No	102	n/a	n/a	0	n/a	n/a	0.000187	NP Inter (normality) 1 of 2
Calcium (mg/L)	ARGWC-7	190	n/a	8/10/2023	9.75	No	102	n/a	n/a	0	n/a	n/a	0.000187	NP Inter (normality) 1 of 2
Calcium (mg/L)	ARGWC-8	190	n/a	8/10/2023	44.9	No	102	n/a	n/a	0	n/a	n/a	0.000187	NP Inter (normality) 1 of 2
Calcium (mg/L)	ARGWC-9	190	n/a	8/10/2023	4.75	No	102	n/a	n/a	0	n/a	n/a	0.000187	NP Inter (normality) 1 of 2
Chloride (mg/L)	ARGWC-10	15.1	n/a	8/9/2023	4.11	No	210	n/a	n/a	0.4762	n/a	n/a	0.00004917	NP Inter (normality) 1 of 2
Chloride (mg/L)	ARGWC-15	15.1	n/a	8/10/2023	2.88	No	210	n/a	n/a	0.4762	n/a	n/a	0.00004917	NP Inter (normality) 1 of 2
Chloride (mg/L)	ARGWC-16	15.1	n/a	8/10/2023	5.85	No	210	n/a	n/a	0.4762	n/a	n/a	0.00004917	NP Inter (normality) 1 of 2
Chloride (mg/L)	ARGWC-17	15.1	n/a	8/9/2023	2.72	No	210	n/a	n/a	0.4762	n/a	n/a	0.00004917	NP Inter (normality) 1 of 2
Chloride (mg/L)	ARGWC-18	15.1	n/a	8/10/2023	6.62	No	210	n/a	n/a	0.4762	n/a	n/a	0.00004917	NP Inter (normality) 1 of 2
Chloride (mg/L)	ARGWC-7	15.1	n/a	8/10/2023	4.2	No	210	n/a	n/a	0.4762	n/a	n/a	0.00004917	NP Inter (normality) 1 of 2
Chloride (mg/L)	ARGWC-8	15.1	n/a	8/10/2023	5.45	No	210	n/a	n/a	0.4762	n/a	n/a	0.00004917	NP Inter (normality) 1 of 2
Chloride (mg/L)	ARGWC-9	15.1	n/a	8/10/2023	4.8	No	210	n/a	n/a	0.4762	n/a	n/a	0.00004917	NP Inter (normality) 1 of 2
Fluoride (mg/L)	ARGWC-10	0.53	n/a	8/9/2023	0.111	No	112	n/a	n/a	30.36	n/a	n/a	0.000158	NP Inter (normality) 1 of 2
Fluoride (mg/L)	ARGWC-15	0.53	n/a	8/10/2023	0.131	No	112	n/a	n/a	30.36	n/a	n/a	0.000158	NP Inter (normality) 1 of 2
Fluoride (mg/L)	ARGWC-16	0.53	n/a	8/10/2023	0.0335J	No	112	n/a	n/a	30.36	n/a	n/a	0.000158	NP Inter (normality) 1 of 2
Fluoride (mg/L)	ARGWC-17	0.53	n/a	8/9/2023	0.137	No	112	n/a	n/a	30.36	n/a	n/a	0.000158	NP Inter (normality) 1 of 2
Fluoride (mg/L)	ARGWC-18	0.53	n/a	8/10/2023	0.129	No	112	n/a	n/a	30.36	n/a	n/a	0.000158	NP Inter (normality) 1 of 2
Fluoride (mg/L)	ARGWC-7	0.53	n/a	8/10/2023	0.1ND	No	112	n/a	n/a	30.36	n/a	n/a	0.000158	NP Inter (normality) 1 of 2
Fluoride (mg/L)	ARGWC-8	0.53	n/a	8/10/2023	0.141	No	112	n/a	n/a	30.36	n/a	n/a	0.000158	NP Inter (normality) 1 of 2
Fluoride (mg/L)	ARGWC-9	0.53	n/a	8/10/2023	0.079J	No	112	n/a	n/a	30.36	n/a	n/a	0.000158	NP Inter (normality) 1 of 2
pH (SU)	ARGWC-10	7.04	5.53	8/9/2023	5.99	No	111	n/a	n/a	0	n/a	n/a	0.0003218	NP Inter (normality) 1 of 2
pH (SU)	ARGWC-15	7.04	5.53	8/10/2023	6.36	No	111	n/a	n/a	0	n/a	n/a	0.0003218	NP Inter (normality) 1 of 2
pH (SU)	**ARGWC-16**	**7.04**	**5.53**	**8/10/2023**	**5.15**	**Yes**	**111**	**n/a**	**n/a**	**0**	**n/a**	**n/a**	**0.0003218**	**NP Inter (normality) 1 of 2**
pH (SU)	**ARGWC-17**	**7.04**	**5.53**	**8/9/2023**	**4.99**	**Yes**	**111**	**n/a**	**n/a**	**0**	**n/a**	**n/a**	**0.0003218**	**NP Inter (normality) 1 of 2**
pH (SU)	ARGWC-18	7.04	5.53	8/10/2023	6.09	No	111	n/a	n/a	0	n/a	n/a	0.0003218	NP Inter (normality) 1 of 2
pH (SU)	ARGWC-7	7.04	5.53	8/10/2023	5.69	No	111	n/a	n/a	0	n/a	n/a	0.0003218	NP Inter (normality) 1 of 2
pH (SU)	ARGWC-8	7.04	5.53	8/10/2023	6.63	No	111	n/a	n/a	0	n/a	n/a	0.0003218	NP Inter (normality) 1 of 2
pH (SU)	ARGWC-9	7.04	5.53	8/10/2023	6.1	No	111	n/a	n/a	0	n/a	n/a	0.0003218	NP Inter (normality) 1 of 2
Sulfate (mg/L)	ARGWC-10	950	n/a	8/9/2023	0.541	No	218	n/a	n/a	16.51	n/a	n/a	0.00004917	NP Inter (normality) 1 of 2
Sulfate (mg/L)	ARGWC-15	950	n/a	8/10/2023	6.91	No	218	n/a	n/a	16.51	n/a	n/a	0.00004917	NP Inter (normality) 1 of 2
Sulfate (mg/L)	ARGWC-16	950	n/a	8/10/2023	328	No	218	n/a	n/a	16.51	n/a	n/a	0.00004917	NP Inter (normality) 1 of 2
Sulfate (mg/L)	ARGWC-17	950	n/a	8/9/2023	237	No	218	n/a	n/a	16.51	n/a	n/a	0.00004917	NP Inter (normality) 1 of 2
Sulfate (mg/L)	ARGWC-18	950	n/a	8/10/2023	194	No	218	n/a	n/a	16.51	n/a	n/a	0.00004917	NP Inter (normality) 1 of 2
Sulfate (mg/L)	ARGWC-7	950	n/a	8/10/2023	34.5	No	218	n/a	n/a	16.51	n/a	n/a	0.00004917	NP Inter (normality) 1 of 2
Sulfate (mg/L)	ARGWC-8	950	n/a	8/10/2023	52.3	No	218	n/a	n/a	16.51	n/a	n/a	0.00004917	NP Inter (normality) 1 of 2
Sulfate (mg/L)	ARGWC-9	950	n/a	8/10/2023	1.45	No	218	n/a	n/a	16.51	n/a	n/a	0.00004917	NP Inter (normality) 1 of 2
Total Dissolved Solids (mg/L)	ARGWC-10	1500	n/a	8/9/2023	72	No	97	n/a	n/a	0	n/a	n/a	0.000206	NP Inter (normality) 1 of 2
Total Dissolved Solids (mg/L)	ARGWC-15	1500	n/a	8/10/2023	142	No	97	n/a	n/a	0	n/a	n/a	0.000206	NP Inter (normality) 1 of 2
Total Dissolved Solids (mg/L)	ARGWC-16	1500	n/a	8/10/2023	537	No	97	n/a	n/a	0	n/a	n/a	0.000206	NP Inter (normality) 1 of 2
Total Dissolved Solids (mg/L)	ARGWC-17	1500	n/a	8/9/2023	360	No	97	n/a	n/a	0	n/a	n/a	0.000206	NP Inter (normality) 1 of 2
Total Dissolved Solids (mg/L)	ARGWC-18	1500	n/a	8/10/2023	444	No	97	n/a	n/a	0	n/a	n/a	0.000206	NP Inter (normality) 1 of 2
Total Dissolved Solids (mg/L)	ARGWC-7	1500	n/a	8/10/2023	101	No	97	n/a	n/a	0	n/a	n/a	0.000206	NP Inter (normality) 1 of 2
Total Dissolved Solids (mg/L)	ARGWC-8	1500	n/a	8/10/2023	234	No	97	n/a	n/a	0	n/a	n/a	0.000206	NP Inter (normality) 1 of 2
Total Dissolved Solids (mg/L)	ARGWC-9	1500	n/a	8/10/2023	50	No	97	n/a	n/a	0	n/a	n/a	0.000206	NP Inter (normality) 1 of 2

Appendix III Trend Tests - Significant Results

Plant Arkwright Client: Southern Company Data: Arkwright No 3 Printed 10/19/2023, 6:09 PM

Constituent	Well	Slope	Calc.	Critical	Sig.	N	%NDs	Normality	Xform	Alpha	Method
Boron (mg/L)	**ARGWA-13 (bg)**	**0.07795**	**96**	**74**	**Yes**	**19**	**0**	**n/a**	**n/a**	**0.01**	**NP**
pH (SU)	**ARGWC-17**	**-0.05837**	**-103**	**-87**	**Yes**	**21**	**0**	**n/a**	**n/a**	**0.01**	**NP**
Sulfate (mg/L)	**ARGWA-13 (bg)**	**49.66**	**294**	**176**	**Yes**	**34**	**0**	**n/a**	**n/a**	**0.01**	**NP**
Sulfate (mg/L)	**ARGWA-14 (bg)**	**-14.95**	**-346**	**-161**	**Yes**	**32**	**0**	**n/a**	**n/a**	**0.01**	**NP**
Sulfate (mg/L)	**ARGWC-16**	**12.92**	**339**	**176**	**Yes**	**34**	**0**	**n/a**	**n/a**	**0.01**	**NP**
Sulfate (mg/L)	**ARGWC-7**	**-6.28**	**-7.686**	**-2.58**	**Yes**	**41**	**0**	**n/a**	**n/a**	**0.01**	**NP**
Sulfate (mg/L)	**ARGWC-8**	**-4.264**	**-501**	**-176**	**Yes**	**34**	**0**	**n/a**	**n/a**	**0.01**	**NP**
Sulfate (mg/L)	**ARGWC-9**	**0.07462**	**277**	**167**	**Yes**	**33**	**6.061**	**n/a**	**n/a**	**0.01**	**NP**

Appendix III Trend Tests - All Results

Plant Arkwright Client: Southern Company Data: Arkwright No 3 Printed 10/19/2023, 6:09 PM

Constituent	Well	Slope	Calc.	Critical	Sig.	N	%NDs	Normality	Xform	Alpha	Method
Boron (mg/L)	ARGWA-12 (bg)	0	6	74	No	19	47.37	n/a	n/a	0.01	NP
Boron (mg/L)	**ARGWA-13 (bg)**	**0.07795**	**96**	**74**	**Yes**	**19**	**0**	**n/a**	**n/a**	**0.01**	**NP**
Boron (mg/L)	ARGWA-14 (bg)	0	7	74	No	19	21.05	n/a	n/a	0.01	NP
Boron (mg/L)	ARGWA-24 (bg)	-0.02736	-15	-18	No	7	57.14	n/a	n/a	0.01	NP
Boron (mg/L)	ARGWA-3 (bg)	0	-17	-74	No	19	84.21	n/a	n/a	0.01	NP
Boron (mg/L)	ARGWA-5 (bg)	0	-30	-74	No	19	78.95	n/a	n/a	0.01	NP
Boron (mg/L)	ARGWC-18	0.03568	42	74	No	19	0	n/a	n/a	0.01	NP
pH (SU)	ARGWA-12 (bg)	-0.007989	-22	-81	No	20	0	n/a	n/a	0.01	NP
pH (SU)	ARGWA-13 (bg)	0.009261	22	81	No	20	0	n/a	n/a	0.01	NP
pH (SU)	ARGWA-14 (bg)	-0.03732	-31	-81	No	20	0	n/a	n/a	0.01	NP
pH (SU)	ARGWA-24 (bg)	-0.06495	-11	-18	No	7	0	n/a	n/a	0.01	NP
pH (SU)	ARGWA-3 (bg)	0.00465	14	92	No	22	0	n/a	n/a	0.01	NP
pH (SU)	ARGWA-5 (bg)	-0.004936	-13	-92	No	22	0	n/a	n/a	0.01	NP
pH (SU)	ARGWC-16	-0.0175	-60	-92	No	22	0	n/a	n/a	0.01	NP
pH (SU)	**ARGWC-17**	**-0.05837**	**-103**	**-87**	**Yes**	**21**	**0**	**n/a**	**n/a**	**0.01**	**NP**
Sulfate (mg/L)	ARGWA-12 (bg)	-0.07526	-51	-176	No	34	0	n/a	n/a	0.01	NP
Sulfate (mg/L)	**ARGWA-13 (bg)**	**49.66**	**294**	**176**	**Yes**	**34**	**0**	**n/a**	**n/a**	**0.01**	**NP**
Sulfate (mg/L)	**ARGWA-14 (bg)**	**-14.95**	**-346**	**-161**	**Yes**	**32**	**0**	**n/a**	**n/a**	**0.01**	**NP**
Sulfate (mg/L)	ARGWA-24 (bg)	-0.5784	-12	-18	No	7	0	n/a	n/a	0.01	NP
Sulfate (mg/L)	ARGWA-3 (bg)	0	-0.4882	-2.58	No	55	32.73	n/a	n/a	0.01	NP
Sulfate (mg/L)	ARGWA-5 (bg)	0	-0.3381	-2.58	No	56	32.14	n/a	n/a	0.01	NP
Sulfate (mg/L)	ARGWC-10	0.006114	153	176	No	34	44.12	n/a	n/a	0.01	NP
Sulfate (mg/L)	ARGWC-15	0.1294	92	176	No	34	0	n/a	n/a	0.01	NP
Sulfate (mg/L)	**ARGWC-16**	**12.92**	**339**	**176**	**Yes**	**34**	**0**	**n/a**	**n/a**	**0.01**	**NP**
Sulfate (mg/L)	ARGWC-17	-2.807	-81	-161	No	32	0	n/a	n/a	0.01	NP
Sulfate (mg/L)	ARGWC-18	0.4392	93	176	No	34	0	n/a	n/a	0.01	NP
Sulfate (mg/L)	**ARGWC-7**	**-6.28**	**-7.686**	**-2.58**	**Yes**	**41**	**0**	**n/a**	**n/a**	**0.01**	**NP**
Sulfate (mg/L)	**ARGWC-8**	**-4.264**	**-501**	**-176**	**Yes**	**34**	**0**	**n/a**	**n/a**	**0.01**	**NP**
Sulfate (mg/L)	**ARGWC-9**	**0.07462**	**277**	**167**	**Yes**	**33**	**6.061**	**n/a**	**n/a**	**0.01**	**NP**

Upper Tolerance Limits

Plant Arkwright Client: Southern Company Data: Arkwright No 3 Printed 10/13/2023, 1:49 PM

Constituent	Upper Lim.	Bg N	Bg Mean	Std. Dev.	%NDs	ND Adj.	Transform	Alpha	Method
Antimony (mg/L)	0.003	92	n/a	n/a	96.74	n/a	n/a	0.008924	NP Inter(NDs)
Arsenic (mg/L)	0.00593	223	n/a	n/a	81.17	n/a	n/a	NaN	NP Inter(NDs)
Barium (mg/L)	0.24	220	n/a	n/a	0	n/a	n/a	NaN	NP Inter(normality)
Beryllium (mg/L)	0.0005	102	n/a	n/a	97.06	n/a	n/a	0.005343	NP Inter(NDs)
Cadmium (mg/L)	0.0043	215	n/a	n/a	94.88	n/a	n/a	NaN	NP Inter(NDs)
Chromium (mg/L)	0.0139	102	n/a	n/a	66.67	n/a	n/a	0.005343	NP Inter(NDs)
Cobalt (mg/L)	0.0058	107	n/a	n/a	81.31	n/a	n/a	0.004135	NP Inter(NDs)
Combined Radium 226 + 228 (pCi/L)	4.25	102	n/a	n/a	0	n/a	n/a	0.005343	NP Inter(normality)
Fluoride (mg/L)	0.53	112	n/a	n/a	30.36	n/a	n/a	0.003199	NP Inter(normality)
Lead (mg/L)	0.013	221	n/a	n/a	90.05	n/a	n/a	NaN	NP Inter(NDs)
Lithium (mg/L)	0.01	106	n/a	n/a	48.11	n/a	n/a	0.004352	NP Inter(normality)
Mercury (mg/L)	0.0002	87	n/a	n/a	96.55	n/a	n/a	0.01153	NP Inter(NDs)
Molybdenum (mg/L)	0.004	107	n/a	n/a	85.98	n/a	n/a	0.004135	NP Inter(NDs)
Selenium (mg/L)	0.034	223	n/a	n/a	82.51	n/a	n/a	NaN	NP Inter(NDs)
Silver (mg/L)	0.0051	191	n/a	n/a	94.76	n/a	n/a	NaN	NP Inter(NDs)
Thallium (mg/L)	0.002	102	n/a	n/a	93.14	n/a	n/a	0.005343	NP Inter(NDs)

PLANT ARKWRIGHT LF #3 GWPS				
Constituent Name	**MCL**	**CCR-Rule Specified Level**	**Background Limit**	**GWPS**
Antimony, Total (mg/L)	0.006		0.003	0.006
Arsenic, Total (mg/L)	0.01		0.006	0.01
Barium, Total (mg/L)	2		0.24	2
Beryllium, Total (mg/L)	0.004		0.0005	0.004
Cadmium, Total (mg/L)	0.005		0.0043	0.005
Chromium, Total (mg/L)	0.1		0.014	0.1
Cobalt, Total (mg/L)	n/a	0.006	0.0058	0.006
Combined Radium, Total (pCi/L)	5		4.25	5
Fluoride, Total (mg/L)	4		0.53	4
Lead, Total (mg/L)	n/a	0.015	0.013	0.015
Lithium, Total (mg/L)	n/a	0.04	0.01	0.04
Mercury, Total (mg/L)	0.002		0.0002	0.002
Molybdenum, Total (mg/L)	n/a	0.1	0.004	0.1
Selenium, Total (mg/L)	0.05		0.034	0.05
Silver, Total (mg/L)	n/a		0.0051	0.0051
Thallium, Total (mg/L)	0.002		0.002	0.002

**MCL = Maximum Contaminant Level*

**GWPS = Groundwater Protection Standard*

**CCR = Coal Combustion Residuals*

Confidence Interval Summary Table - Significant Results

Plant Arkwright Client: Southern Company Data: Arkwright No 3 Printed 10/13/2023, 1:56 PM

Constituent	Well	Upper Lim.	Lower Lim.	Compliance	Sig.	N	Mean	Std. Dev.	%NDs	ND Adj.	Transform	Alpha	Method
Cobalt (mg/L)	**ARGWC-17**	**0.03371**	**0.02052**	**0.006**	**Yes**	**20**	**0.02791**	**0.01317**	**0**	**None**	**sqrt(x)**	**0.01**	**Param.**

Confidence Interval Summary Table - All Results

Plant Arkwright Client: Southern Company Data: Arkwright No 3 Printed 10/13/2023, 1:56 PM

Constituent	Well	Upper Lim.	Lower Lim.	Compliance	Sig.	N	Mean	Std. Dev.	%NDs	ND Adj.	Transform	Alpha	Method
Antimony (mg/L)	ARGWC-10	0.003	0.00094	0.006	No	17	0.002879	0.0004996	94.12	None	No	0.01	NP (NDs)
Antimony (mg/L)	ARGWC-7	0.003	0.0013	0.006	No	17	0.0029	0.0004123	94.12	None	No	0.01	NP (NDs)
Antimony (mg/L)	ARGWC-9	0.003	0.00048	0.006	No	17	0.002852	0.0006112	94.12	None	No	0.01	NP (NDs)
Arsenic (mg/L)	ARAMW-3	0.005	0.00034	0.01	No	7	0.004334	0.001761	85.71	None	No	0.008	NP (NDs)
Arsenic (mg/L)	ARAMW-4	0.005	0.00034	0.01	No	8	0.002735	0.002166	37.5	None	No	0.004	NP (normality)
Arsenic (mg/L)	ARGWC-10	0.005	0.0019	0.01	No	34	0.004659	0.001128	91.18	None	No	0.01	NP (NDs)
Arsenic (mg/L)	ARGWC-15	0.005	0.0024	0.01	No	35	0.004668	0.001133	91.43	None	No	0.01	NP (NDs)
Arsenic (mg/L)	ARGWC-16	0.005	0.00431	0.01	No	34	0.004466	0.001427	85.29	None	No	0.01	NP (NDs)
Arsenic (mg/L)	ARGWC-17	0.005	0.0015	0.01	No	34	0.004249	0.001654	82.35	None	No	0.01	NP (NDs)
Arsenic (mg/L)	ARGWC-18	0.005	0.0016	0.01	No	34	0.0045	0.001402	88.24	None	No	0.01	NP (NDs)
Arsenic (mg/L)	ARGWC-7	0.005	0.005	0.01	No	42	0.004811	0.0008353	92.86	None	No	0.01	NP (NDs)
Arsenic (mg/L)	ARGWC-8	0.005	0.00337	0.01	No	35	0.004471	0.00138	85.71	None	No	0.01	NP (NDs)
Arsenic (mg/L)	ARGWC-9	0.005	0.00457	0.01	No	34	0.004741	0.001004	91.18	None	No	0.01	NP (NDs)
Barium (mg/L)	ARAMW-3	0.094	0.0559	2	No	7	0.07197	0.01518	0	None	No	0.008	NP (normality)
Barium (mg/L)	ARAMW-4	0.053	0.036	2	No	8	0.0415	0.007334	0	None	No	0.004	NP (normality)
Barium (mg/L)	ARAMW-6	0.04615	0.0374	2	No	7	0.04177	0.003683	0	None	No	0.01	Param.
Barium (mg/L)	ARGWC-10	0.03222	0.03009	2	No	34	0.03116	0.002545	0	None	No	0.01	Param.
Barium (mg/L)	ARGWC-15	0.038	0.03	2	No	34	0.03633	0.00933	0	None	No	0.01	NP (normality)
Barium (mg/L)	ARGWC-16	0.06155	0.04984	2	No	34	0.05569	0.01397	0	None	No	0.01	Param.
Barium (mg/L)	ARGWC-17	0.058	0.045	2	No	34	0.05615	0.01768	0	None	No	0.01	NP (normality)
Barium (mg/L)	ARGWC-18	0.04085	0.0358	2	No	33	0.03851	0.006148	0	None	sqrt(x)	0.01	Param.
Barium (mg/L)	ARGWC-7	0.03703	0.031	2	No	42	0.03442	0.008361	0	None	sqrt(x)	0.01	Param.
Barium (mg/L)	ARGWC-8	0.04732	0.0411	2	No	35	0.04421	0.007541	0	None	No	0.01	Param.
Barium (mg/L)	ARGWC-9	0.04388	0.03851	2	No	34	0.0412	0.006405	0	None	No	0.01	Param.
Beryllium (mg/L)	ARGWC-16	0.0005	0.00027	0.004	No	19	0.0004879	0.00005277	94.74	None	No	0.01	NP (NDs)
Beryllium (mg/L)	ARGWC-17	0.0025	0.00034	0.004	No	19	0.001175	0.001046	36.84	None	No	0.01	NP (normality)
Beryllium (mg/L)	ARGWC-18	0.0005	0.00034	0.004	No	19	0.0004916	0.00003671	94.74	None	No	0.01	NP (NDs)
Beryllium (mg/L)	ARGWC-7	0.0005	0.00041	0.004	No	19	0.0004742	0.00009293	89.47	None	No	0.01	NP (NDs)
Beryllium (mg/L)	ARGWC-8	0.0005	0.00047	0.004	No	19	0.0004984	0.000006882	94.74	None	No	0.01	NP (NDs)
Beryllium (mg/L)	ARGWC-9	0.0005	0.00037	0.004	No	19	0.0004932	0.00002982	94.74	None	No	0.01	NP (NDs)
Cadmium (mg/L)	ARAMW-4	0.001	0.00023	0.005	No	7	0.00089	0.000291	85.71	None	No	0.008	NP (NDs)
Cadmium (mg/L)	ARGWC-15	0.001	0.001	0.005	No	34	0.0009706	0.0001715	97.06	None	No	0.01	NP (NDs)
Cadmium (mg/L)	ARGWC-16	0.001	0.001	0.005	No	34	0.0009735	0.0001543	97.06	None	No	0.01	NP (NDs)
Cadmium (mg/L)	ARGWC-17	0.001	0.000445	0.005	No	34	0.0009016	0.0002994	82.35	None	No	0.01	NP (NDs)
Chromium (mg/L)	ARGWC-10	0.005345	0.004548	0.1	No	19	0.004977	0.0007404	0	None	ln(x)	0.01	Param.
Chromium (mg/L)	ARGWC-15	0.01	0.0087	0.1	No	19	0.009111	0.002459	84.21	None	No	0.01	NP (NDs)
Chromium (mg/L)	ARGWC-16	0.0027	0.0017	0.1	No	19	0.003179	0.003055	15.79	None	No	0.01	NP (normality)
Chromium (mg/L)	ARGWC-17	0.01	0.0021	0.1	No	19	0.008684	0.003125	84.21	None	No	0.01	NP (NDs)
Chromium (mg/L)	ARGWC-7	0.00375	0.003155	0.1	No	19	0.003453	0.0005084	0	None	No	0.01	Param.
Chromium (mg/L)	ARGWC-8	0.01	0.0017	0.1	No	19	0.009116	0.002649	89.47	None	No	0.01	NP (NDs)
Chromium (mg/L)	ARGWC-9	0.0109	0.0071	0.1	No	19	0.008781	0.001547	0	None	No	0.01	NP (normality)
Cobalt (mg/L)	ARAMW-3	0.0011	0.000421	0.006	No	8	0.0005795	0.0002179	0	None	No	0.004	NP (normality)
Cobalt (mg/L)	ARAMW-4	0.005415	0.003807	0.006	No	10	0.004611	0.0009007	0	None	No	0.01	Param.
Cobalt (mg/L)	ARAMW-6	0.002258	0.00008955	0.006	No	8	0.001526	0.00147	37.5	Kaplan-Meier	sqrt(x)	0.01	Param.
Cobalt (mg/L)	ARGWC-10	0.001	0.00019	0.006	No	20	0.000832	0.0003449	80	Kaplan-Meier	No	0.01	NP (NDs)
Cobalt (mg/L)	ARGWC-15	0.001565	0.0002998	0.006	No	20	0.003165	0.006797	40	Kaplan-Meier	ln(x)	0.01	Param.
Cobalt (mg/L)	ARGWC-16	0.001	0.00026	0.006	No	20	0.0008775	0.0003	85	Kaplan-Meier	No	0.01	NP (NDs)
Cobalt (mg/L)	**ARGWC-17**	**0.03371**	**0.02052**	**0.006**	**Yes**	**20**	**0.02791**	**0.01317**	**0**	**None**	**sqrt(x)**	**0.01**	**Param.**
Cobalt (mg/L)	ARGWC-18	0.00147	0.00115	0.006	No	20	0.00131	0.0002811	0	None	No	0.01	Param.
Cobalt (mg/L)	ARGWC-7	0.001	0.00034	0.006	No	20	0.0009213	0.0002457	90	None	No	0.01	NP (NDs)
Cobalt (mg/L)	ARGWC-8	0.001	0.00021	0.006	No	20	0.0006915	0.0003918	60	None	No	0.01	NP (NDs)
Cobalt (mg/L)	ARGWC-9	0.001	0.00021	0.006	No	20	0.0008745	0.0003068	85	None	No	0.01	NP (NDs)
Combined Radium 226 + 228 (pCi/L)	ARAMW-3	1.523	-0.04513	5	No	7	0.739	0.6601	0	None	No	0.01	Param.
Combined Radium 226 + 228 (pCi/L)	ARAMW-4	1.593	0.365	5	No	8	0.9553	0.697	0	None	sqrt(x)	0.01	Param.
Combined Radium 226 + 228 (pCi/L)	ARAMW-6	1.328	0.01078	5	No	7	0.6696	0.5547	0	None	No	0.01	Param.

Confidence Interval Summary Table - All Results

Plant Arkwright Client: Southern Company Data: Arkwright No 3 Printed 10/13/2023, 1:56 PM

Constituent	Well	Upper Lim.	Lower Lim.	Compliance	Sig.	N	Mean	Std. Dev.	%NDs	ND Adj.	Transform	Alpha	Method
Combined Radium 226 + 228 (pCi/L)	ARGWC-10	0.414	-0.0271	5	No	19	0.3956	0.6929	0	None	No	0.01	NP (normality)
Combined Radium 226 + 228 (pCi/L)	ARGWC-15	1.62	0.376	5	No	19	0.8256	0.7809	0	None	No	0.01	NP (normality)
Combined Radium 226 + 228 (pCi/L)	ARGWC-16	0.712	0.0598	5	No	19	0.4452	0.4268	0	None	No	0.01	NP (normality)
Combined Radium 226 + 228 (pCi/L)	ARGWC-17	0.781	0.107	5	No	19	0.4952	0.4983	0	None	No	0.01	NP (normality)
Combined Radium 226 + 228 (pCi/L)	ARGWC-18	0.693	0.191	5	No	19	0.684	0.697	0	None	No	0.01	NP (normality)
Combined Radium 226 + 228 (pCi/L)	ARGWC-7	0.804	0.229	5	No	19	0.5016	0.4304	0	None	No	0.01	NP (normality)
Combined Radium 226 + 228 (pCi/L)	ARGWC-8	0.5024	0.2292	5	No	19	0.3658	0.2333	0	None	No	0.01	Param.
Combined Radium 226 + 228 (pCi/L)	ARGWC-9	0.4418	0.1615	5	No	19	0.3017	0.2393	0	None	No	0.01	Param.
Fluoride (mg/L)	ARAMW-3	0.1523	0.06015	4	No	8	0.1063	0.04349	12.5	None	No	0.01	Param.
Fluoride (mg/L)	ARAMW-4	0.23	0.028	4	No	9	0.06256	0.06377	11.11	None	No	0.002	NP (normality)
Fluoride (mg/L)	ARAMW-6	0.1447	0.05951	4	No	8	0.1021	0.0402	0	None	No	0.01	Param.
Fluoride (mg/L)	ARGWC-10	0.08233	0.05038	4	No	21	0.08167	0.02841	42.86	Kaplan-Meier	No	0.01	Param.
Fluoride (mg/L)	ARGWC-15	0.1521	0.08418	4	No	21	0.143	0.06834	19.05	Kaplan-Meier	No	0.01	Param.
Fluoride (mg/L)	ARGWC-16	0.1	0.0335	4	No	21	0.07236	0.03174	52.38	Kaplan-Meier	No	0.01	NP (NDs)
Fluoride (mg/L)	ARGWC-17	0.1	0.053	4	No	21	0.08214	0.03124	57.14	Kaplan-Meier	No	0.01	NP (NDs)
Fluoride (mg/L)	ARGWC-18	0.1194	0.08095	4	No	20	0.1002	0.03382	5	None	No	0.01	Param.
Fluoride (mg/L)	ARGWC-7	0.1	0.033	4	No	21	0.08	0.03097	66.67	None	No	0.01	NP (NDs)
Fluoride (mg/L)	ARGWC-8	0.1601	0.1167	4	No	20	0.1384	0.03827	0	None	No	0.01	Param.
Fluoride (mg/L)	ARGWC-9	0.1092	0.04655	4	No	21	0.08876	0.0462	42.86	Kaplan-Meier	No	0.01	Param.
Lead (mg/L)	ARGWC-10	0.002	0.002	0.015	No	35	0.002775	0.004921	94.29	None	No	0.01	NP (NDs)
Lead (mg/L)	ARGWC-15	0.002	0.0016	0.015	No	34	0.001963	0.0007569	82.35	None	No	0.01	NP (NDs)
Lead (mg/L)	ARGWC-16	0.002	0.002	0.015	No	35	0.001949	0.0003026	97.14	None	No	0.01	NP (NDs)
Lead (mg/L)	ARGWC-17	0.002	0.002	0.015	No	35	0.001949	0.0003009	97.14	None	No	0.01	NP (NDs)
Lead (mg/L)	ARGWC-18	0.002	0.00031	0.015	No	35	0.0018	0.000566	88.57	None	No	0.01	NP (NDs)
Lead (mg/L)	ARGWC-7	0.002	0.002	0.015	No	41	0.002001	0.000265	95.12	None	No	0.01	NP (NDs)
Lead (mg/L)	ARGWC-8	0.002	0.002	0.015	No	35	0.001898	0.0004204	94.29	None	No	0.01	NP (NDs)
Lead (mg/L)	ARGWC-9	0.002	0.002	0.015	No	35	0.001947	0.000311	97.14	None	No	0.01	NP (NDs)
Lithium (mg/L)	ARAMW-3	0.005124	0.003313	0.04	No	8	0.004219	0.0008541	12.5	None	No	0.01	Param.
Lithium (mg/L)	ARAMW-4	0.0137	0.01208	0.04	No	9	0.01289	0.0008418	0	None	No	0.01	Param.
Lithium (mg/L)	ARGWC-10	0.01	0.0055	0.04	No	20	0.008465	0.003261	80	None	No	0.01	NP (NDs)
Lithium (mg/L)	ARGWC-15	0.01	0.004	0.04	No	20	0.007995	0.003183	70	None	No	0.01	NP (NDs)
Lithium (mg/L)	ARGWC-16	0.01	0.0076	0.04	No	20	0.008715	0.002855	80	None	No	0.01	NP (NDs)
Lithium (mg/L)	ARGWC-17	0.01	0.0071	0.04	No	20	0.00861	0.003052	80	None	No	0.01	NP (NDs)
Lithium (mg/L)	ARGWC-18	0.0048	0.0037	0.04	No	20	0.004585	0.002157	10	None	No	0.01	NP (normality)
Lithium (mg/L)	ARGWC-7	0.01	0.0033	0.04	No	20	0.007034	0.003277	50	None	No	0.01	NP (normality)
Lithium (mg/L)	ARGWC-8	0.004153	0.003125	0.04	No	20	0.004247	0.001091	30	Kaplan-Meier	sqrt(x)	0.01	Param.
Lithium (mg/L)	ARGWC-9	0.01	0.0061	0.04	No	20	0.009805	0.0008721	95	Kaplan-Meier	No	0.01	NP (NDs)
Mercury (mg/L)	ARGWC-10	0.0002	0.000077	0.002	No	16	0.0001923	0.00003075	93.75	None	No	0.01	NP (NDs)
Mercury (mg/L)	ARGWC-15	0.0002	0.000071	0.002	No	16	0.0001919	0.00003225	93.75	None	No	0.01	NP (NDs)
Mercury (mg/L)	ARGWC-16	0.0002	0.000088	0.002	No	16	0.0001587	0.00005562	62.5	None	No	0.01	NP (NDs)
Mercury (mg/L)	ARGWC-18	0.0002	0.000074	0.002	No	16	0.0001921	0.0000315	93.75	None	No	0.01	NP (NDs)
Mercury (mg/L)	ARGWC-7	0.0002	0.00007	0.002	No	16	0.0001919	0.0000325	93.75	None	No	0.01	NP (NDs)
Mercury (mg/L)	ARGWC-8	0.0002	0.000081	0.002	No	16	0.0001926	0.00002975	93.75	None	No	0.01	NP (NDs)
Molybdenum (mg/L)	ARAMW-3	0.005853	0.0008648	0.1	No	9	0.003359	0.002583	0	None	No	0.01	Param.
Molybdenum (mg/L)	ARAMW-4	0.001	0.000288	0.1	No	9	0.0007929	0.0002936	55.56	None	No	0.002	NP (NDs)
Molybdenum (mg/L)	ARAMW-6	0.001	0.00065	0.1	No	9	0.0009611	0.0001167	88.89	None	No	0.002	NP (NDs)
Molybdenum (mg/L)	ARGWC-15	0.015	0.0011	0.1	No	20	0.005462	0.006416	30	None	No	0.01	NP (normality)
Molybdenum (mg/L)	ARGWC-18	0.001	0.000288	0.1	No	20	0.0009644	0.0001592	95	None	No	0.01	NP (NDs)
Molybdenum (mg/L)	ARGWC-8	0.04344	0.03862	0.1	No	20	0.04103	0.004239	0	None	No	0.01	Param.
Selenium (mg/L)	ARAMW-3	0.005	0.0024	0.05	No	7	0.004629	0.0009827	85.71	None	No	0.008	NP (NDs)
Selenium (mg/L)	ARAMW-4	0.005	0.0011	0.05	No	8	0.004512	0.001379	87.5	None	No	0.004	NP (NDs)
Selenium (mg/L)	ARGWC-10	0.005	0.005	0.05	No	35	0.004926	0.0005736	91.43	None	No	0.01	NP (NDs)
Selenium (mg/L)	ARGWC-15	0.005	0.0041	0.05	No	35	0.004584	0.001294	88.57	None	No	0.01	NP (NDs)
Selenium (mg/L)	ARGWC-16	0.005	0.0017	0.05	No	35	0.003235	0.001755	37.14	None	No	0.01	NP (normality)
Selenium (mg/L)	ARGWC-17	0.005	0.005	0.05	No	35	0.004828	0.0008572	91.43	None	No	0.01	NP (NDs)

Confidence Interval Summary Table - All Results

Plant Arkwright Client: Southern Company Data: Arkwright No 3 Printed 10/13/2023, 1:56 PM

Constituent	Well	Upper Lim.	Lower Lim.	Compliance	Sig.	N	Mean	Std. Dev.	%NDs	ND Adj.	Transform	Alpha	Method
Selenium (mg/L)	ARGWC-18	0.005	0.005	0.05	No	35	0.004843	0.0007613	94.29	None	No	0.01	NP (NDs)
Selenium (mg/L)	ARGWC-7	0.005	0.0046	0.05	No	42	0.004752	0.0009135	90.48	None	No	0.01	NP (NDs)
Selenium (mg/L)	ARGWC-8	0.005	0.005	0.05	No	35	0.004957	0.0002535	97.14	None	No	0.01	NP (NDs)
Selenium (mg/L)	ARGWC-9	0.005	0.0049	0.05	No	35	0.004712	0.001114	88.57	None	No	0.01	NP (NDs)
Silver (mg/L)	ARGWC-10	0.001	0.0009	0.0051	No	29	0.0009907	0.00003605	93.1	None	No	0.01	NP (NDs)
Silver (mg/L)	ARGWC-15	0.001	0.00098	0.0051	No	29	0.0009493	0.0001885	89.66	None	No	0.01	NP (NDs)
Silver (mg/L)	ARGWC-16	0.001	0.0004	0.0051	No	29	0.0009572	0.0001757	89.66	None	No	0.01	NP (NDs)
Silver (mg/L)	ARGWC-17	0.0011	0.001	0.0051	No	29	0.001017	0.00007592	93.1	None	No	0.01	NP (NDs)
Silver (mg/L)	ARGWC-18	0.001	0.0008	0.0051	No	29	0.0009931	0.00003714	96.55	None	No	0.01	NP (NDs)
Silver (mg/L)	ARGWC-7	0.001	0.001	0.0051	No	36	0.001003	0.00001667	97.22	None	No	0.01	NP (NDs)
Silver (mg/L)	ARGWC-9	0.001	0.0007	0.0051	No	28	0.0009893	0.00005669	96.43	None	No	0.01	NP (NDs)
Thallium (mg/L)	ARAMW-4	0.002	0.00022	0.002	No	8	0.001778	0.0006293	87.5	None	No	0.004	NP (NDs)
Thallium (mg/L)	ARAMW-6	0.002	0.00018	0.002	No	7	0.00174	0.0006879	85.71	None	No	0.008	NP (NDs)
Thallium (mg/L)	ARGWC-15	0.002	0.000095	0.002	No	19	0.0019	0.000437	94.74	None	No	0.01	NP (NDs)
Thallium (mg/L)	ARGWC-16	0.002	0.00027	0.002	No	19	0.001725	0.0006531	84.21	None	No	0.01	NP (NDs)
Thallium (mg/L)	ARGWC-17	0.002	0.00063	0.002	No	19	0.001928	0.0003143	94.74	None	No	0.01	NP (NDs)
Thallium (mg/L)	ARGWC-18	0.002	0.00028	0.002	No	19	0.001909	0.0003946	94.74	None	No	0.01	NP (NDs)

Appendix IV Trend Tests - Significant Results

Plant Arkwright Client: Southern Company Data: Arkwright No 3 Printed 10/13/2023, 2:00 PM

Constituent	Well	Slope	Calc.	Critical	Sig.	N	%NDs	Normality	Xform	Alpha	Method
Cobalt (mg/L)	**ARGWC-17**	**0.00263**	**78**	**62**	**Yes**	**20**	**0**	**n/a**	**n/a**	**0.05**	**NP**

Appendix IV Trend Tests - All Results

Plant Arkwright Client: Southern Company Data: Arkwright No 3 Printed 10/13/2023, 2:00 PM

Constituent	Well	Slope	Calc.	Critical	Sig.	N	%NDs	Normality	Xform	Alpha	Method
Cobalt (mg/L)	ARGWA-12 (bg)	-0.00001349	-56	-62	No	20	55	n/a	n/a	0.05	NP
Cobalt (mg/L)	ARGWA-13 (bg)	0	3	62	No	20	90	n/a	n/a	0.05	NP
Cobalt (mg/L)	ARGWA-14 (bg)	0	3	62	No	20	95	n/a	n/a	0.05	NP
Cobalt (mg/L)	ARGWA-24 (bg)	0	1	15	No	7	57.14	n/a	n/a	0.05	NP
Cobalt (mg/L)	ARGWA-3 (bg)	0	-1	-62	No	20	90	n/a	n/a	0.05	NP
Cobalt (mg/L)	ARGWA-5 (bg)	0	-12	-62	No	20	85	n/a	n/a	0.05	NP
Cobalt (mg/L)	**ARGWC-17**	**0.00263**	**78**	**62**	**Yes**	**20**	**0**	**n/a**	**n/a**	**0.05**	**NP**

Table of Contents

Figure A. Time Series	26
Figure B. Box Plots	167
Figure C. Outlier Summary	190
Figure D. Appendix I & IV Interwell Prediction Limits	195
Figure E. Appendix III Interwell Prediction Limits	232
Figure F. Trend Tests - Prediction Limit Exceedances	269
Figure G. Upper Tolerance Limits	280
Figure H. Groundwater Protection Standards	282
Figure I. Confidence Intervals	284
Figure J. Trend Tests - Confidence Interval Exceedances	329

FIGURE A.

Sanitas™ v.10.0.06 Software licensed to Groundwater Stats Consulting. UG
Hollow symbols indicate censored values.

Time Series

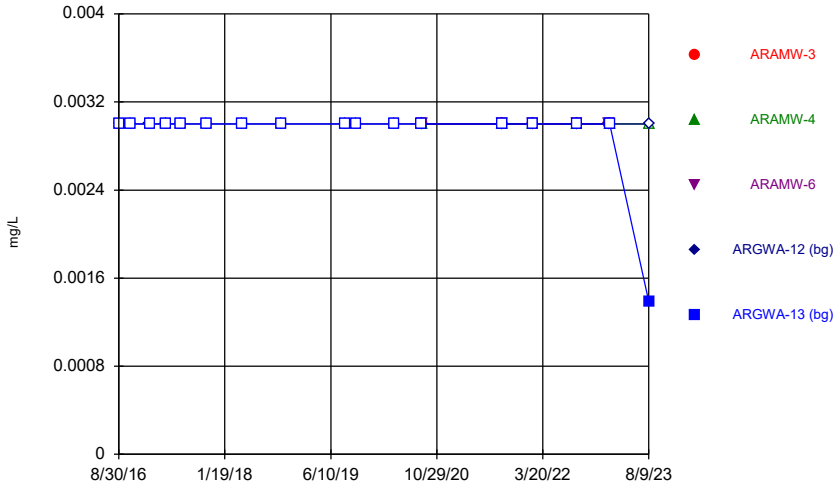

Constituent: Antimony Analysis Run 10/13/2023 2:08 PM View: Desc.
Plant Arkwright Client: Southern Company Data: Arkwright No 3

Sanitas™ v.10.0.06 Software licensed to Groundwater Stats Consulting. UG
Hollow symbols indicate censored values.

Time Series

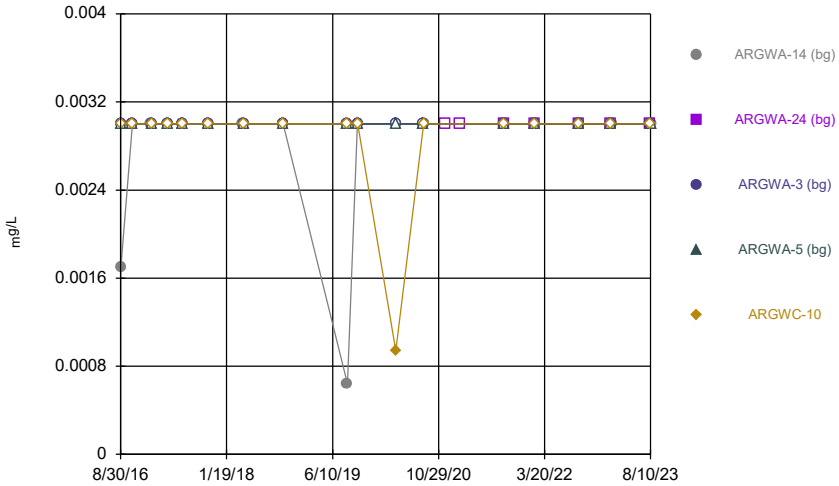

Constituent: Antimony Analysis Run 10/13/2023 2:08 PM View: Desc.
Plant Arkwright Client: Southern Company Data: Arkwright No 3

Sanitas™ v.10.0.06 Software licensed to Groundwater Stats Consulting. UG
Hollow symbols indicate censored values.

Time Series

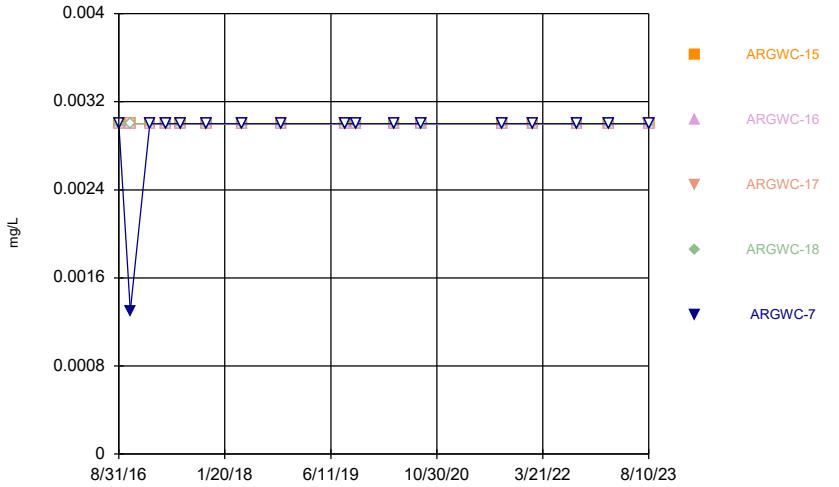

Constituent: Antimony Analysis Run 10/13/2023 2:08 PM View: Desc.
Plant Arkwright Client: Southern Company Data: Arkwright No 3

Sanitas™ v.10.0.06 Software licensed to Groundwater Stats Consulting. UG
Hollow symbols indicate censored values.

Time Series

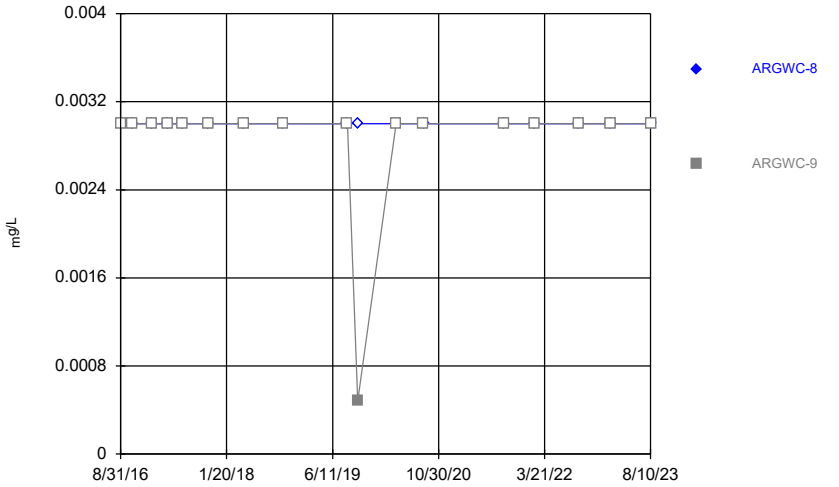

Constituent: Antimony Analysis Run 10/13/2023 2:08 PM View: Desc.
Plant Arkwright Client: Southern Company Data: Arkwright No 3

Sanitas™ v.10.0.06 Software licensed to Groundwater Stats Consulting. UG
Hollow symbols indicate censored values.

Time Series

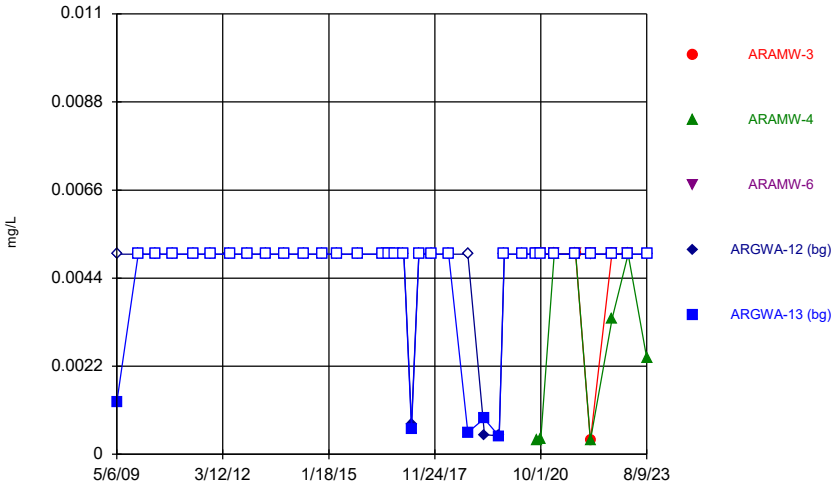

Constituent: Arsenic Analysis Run 10/13/2023 2:08 PM View: Desc.
Plant Arkwright Client: Southern Company Data: Arkwright No 3

Sanitas™ v.10.0.06 Software licensed to Groundwater Stats Consulting. UG
Hollow symbols indicate censored values.

Time Series

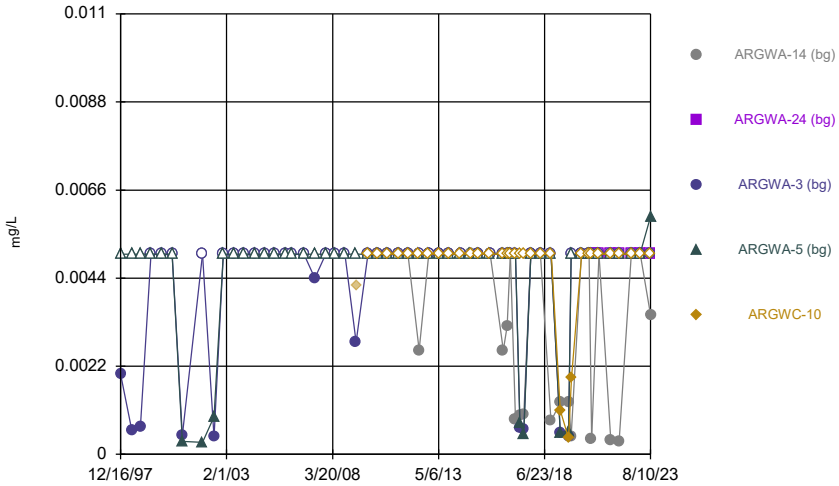

Constituent: Arsenic Analysis Run 10/13/2023 2:08 PM View: Desc.
Plant Arkwright Client: Southern Company Data: Arkwright No 3

Sanitas™ v.10.0.06 Software licensed to Groundwater Stats Consulting. UG
Hollow symbols indicate censored values.

Time Series

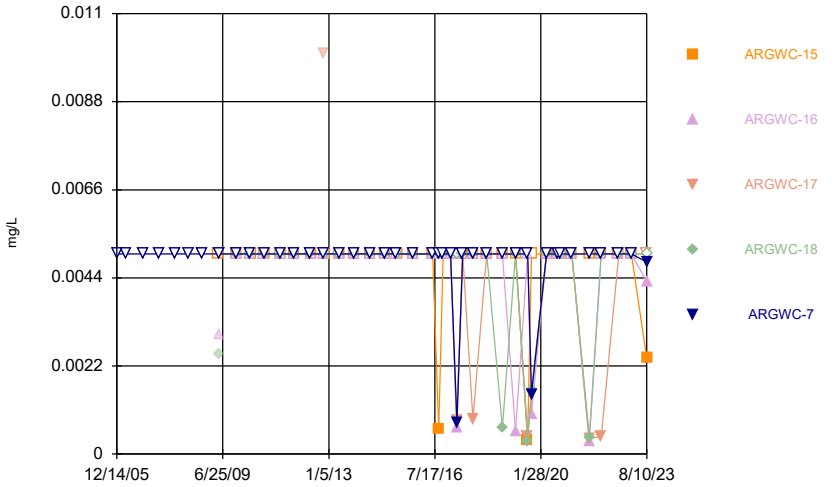

Constituent: Arsenic Analysis Run 10/13/2023 2:08 PM View: Desc.
Plant Arkwright Client: Southern Company Data: Arkwright No 3

Sanitas™ v.10.0.06 Software licensed to Groundwater Stats Consulting. UG
Hollow symbols indicate censored values.

Time Series

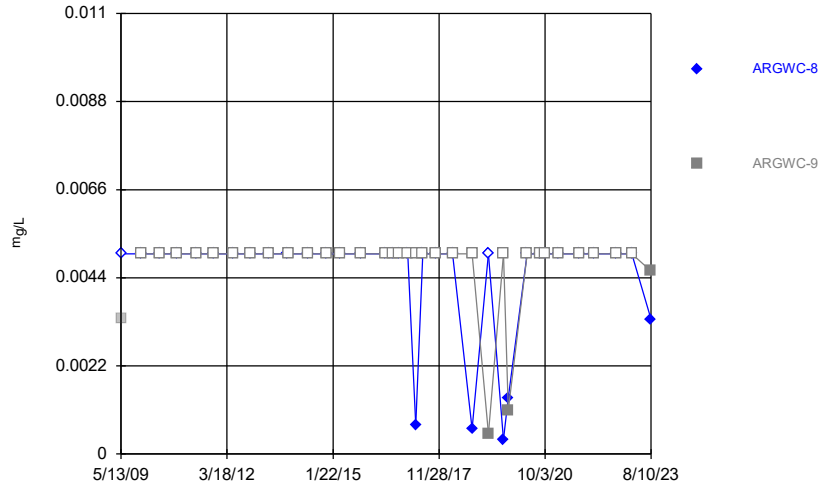

Constituent: Arsenic Analysis Run 10/13/2023 2:08 PM View: Desc.
Plant Arkwright Client: Southern Company Data: Arkwright No 3

Sanitas™ v.10.0.06 Software licensed to Groundwater Stats Consulting. UG

Time Series

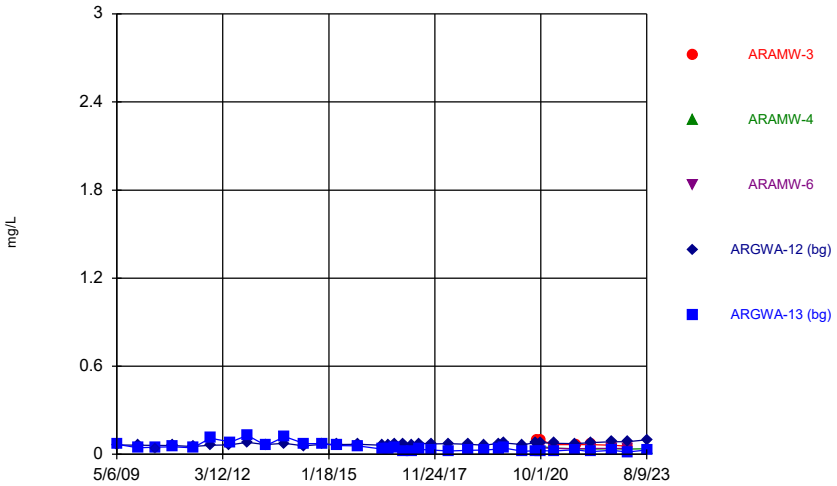

Constituent: Barium Analysis Run 10/13/2023 2:08 PM View: Desc.
Plant Arkwright Client: Southern Company Data: Arkwright No 3

Sanitas™ v.10.0.06 Software licensed to Groundwater Stats Consulting. UG
Hollow symbols indicate censored values.

Time Series

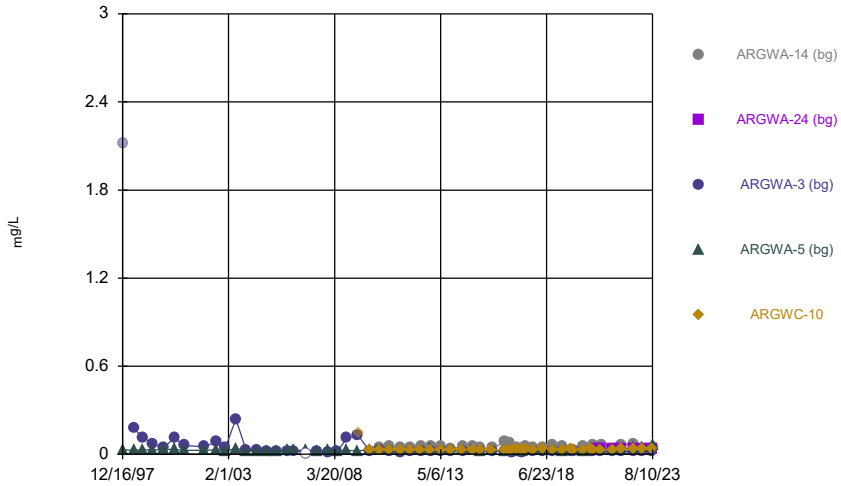

Constituent: Barium Analysis Run 10/13/2023 2:08 PM View: Desc.
Plant Arkwright Client: Southern Company Data: Arkwright No 3

Sanitas™ v.10.0.06 Software licensed to Groundwater Stats Consulting. UG

Time Series

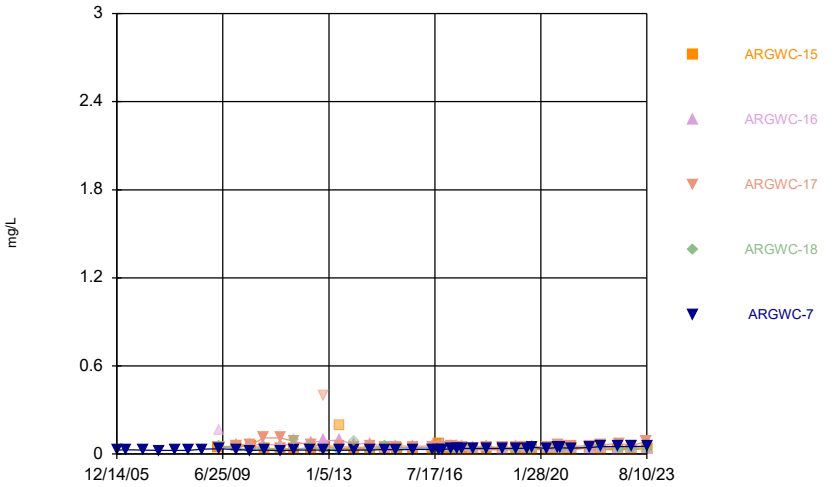

Constituent: Barium Analysis Run 10/13/2023 2:08 PM View: Desc.
Plant Arkwright Client: Southern Company Data: Arkwright No 3

Sanitas™ v.10.0.06 Software licensed to Groundwater Stats Consulting. UG

Time Series

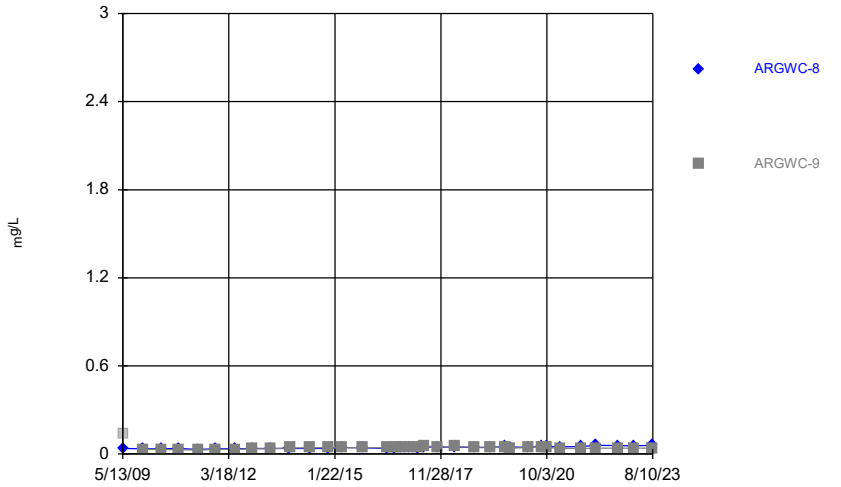

Constituent: Barium Analysis Run 10/13/2023 2:08 PM View: Desc.
Plant Arkwright Client: Southern Company Data: Arkwright No 3

Sanitas™ v.10.0.06 Software licensed to Groundwater Stats Consulting. UG
Hollow symbols indicate censored values.

Time Series

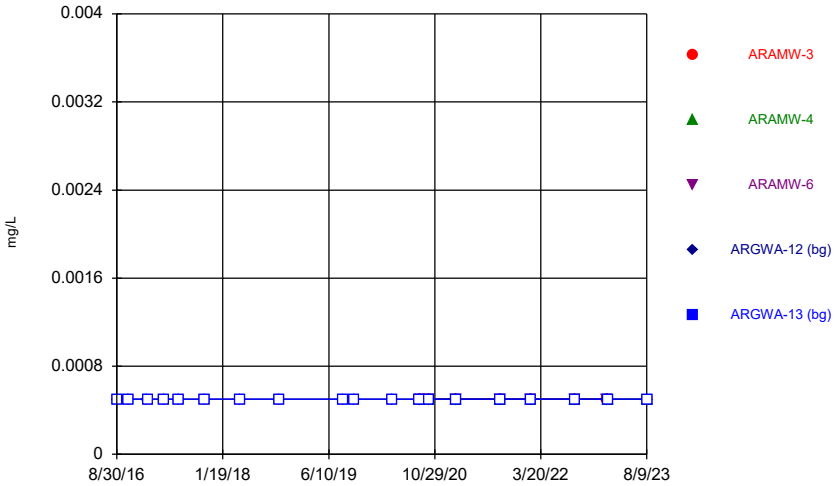

Constituent: Beryllium Analysis Run 10/13/2023 2:08 PM View: Desc.
Plant Arkwright Client: Southern Company Data: Arkwright No 3

Sanitas™ v.10.0.06 Software licensed to Groundwater Stats Consulting. UG
Hollow symbols indicate censored values.

Time Series

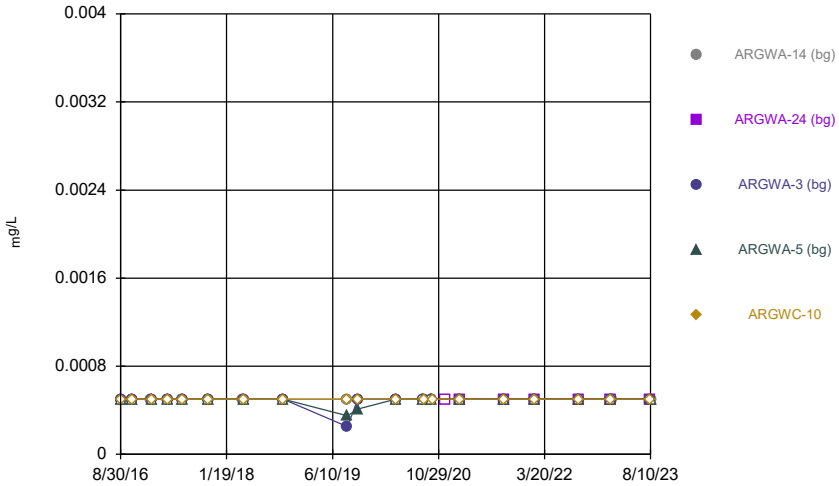

Constituent: Beryllium Analysis Run 10/13/2023 2:08 PM View: Desc.
Plant Arkwright Client: Southern Company Data: Arkwright No 3

Sanitas™ v.10.0.06 Software licensed to Groundwater Stats Consulting. UG
Hollow symbols indicate censored values.

Time Series

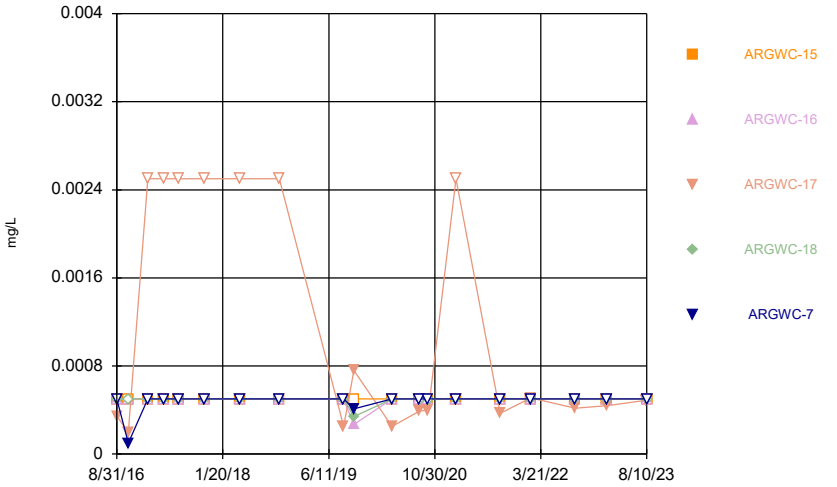

Constituent: Beryllium Analysis Run 10/13/2023 2:08 PM View: Desc.
Plant Arkwright Client: Southern Company Data: Arkwright No 3

Sanitas™ v.10.0.06 Software licensed to Groundwater Stats Consulting. UG
Hollow symbols indicate censored values.

Time Series

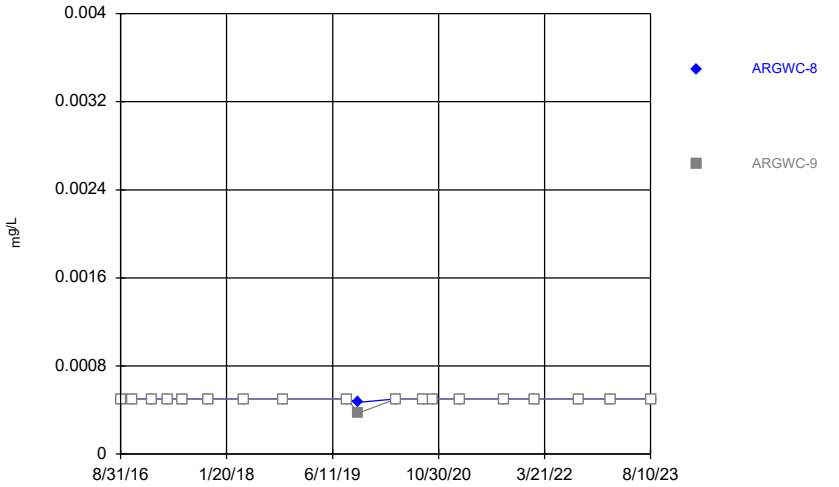

Constituent: Beryllium Analysis Run 10/13/2023 2:08 PM View: Desc.
Plant Arkwright Client: Southern Company Data: Arkwright No 3

Sanitas™ v.10.0.06 Software licensed to Groundwater Stats Consulting. UG
Hollow symbols indicate censored values.

Time Series

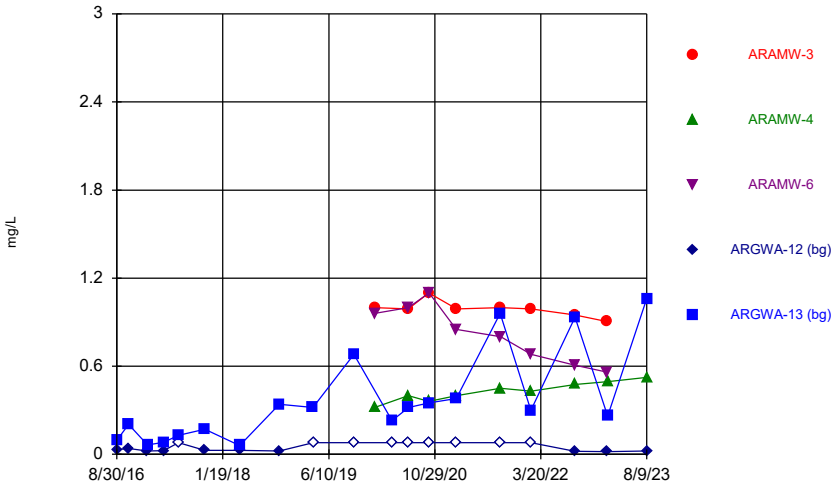

Constituent: Boron Analysis Run 10/13/2023 2:08 PM View: Desc.
Plant Arkwright Client: Southern Company Data: Arkwright No 3

Sanitas™ v.10.0.06 Software licensed to Groundwater Stats Consulting. UG
Hollow symbols indicate censored values.

Time Series

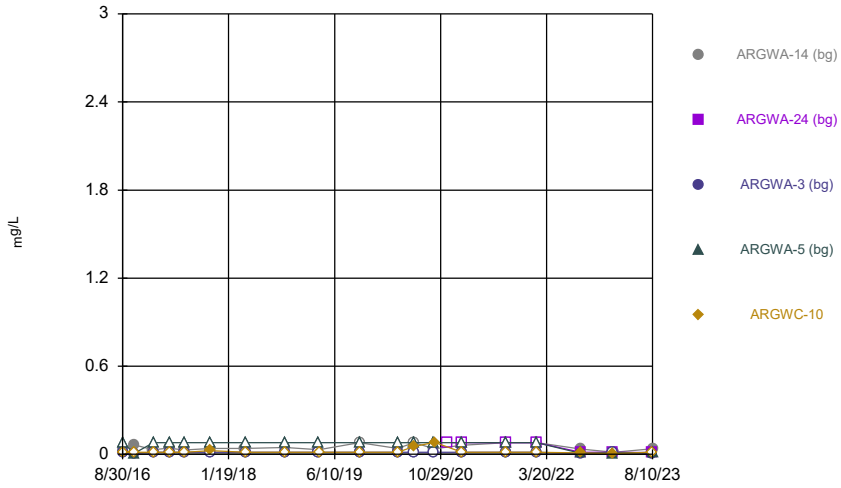

Constituent: Boron Analysis Run 10/13/2023 2:08 PM View: Desc.
Plant Arkwright Client: Southern Company Data: Arkwright No 3

Sanitas™ v.10.0.06 Software licensed to Groundwater Stats Consulting. UG
Hollow symbols indicate censored values.

Time Series

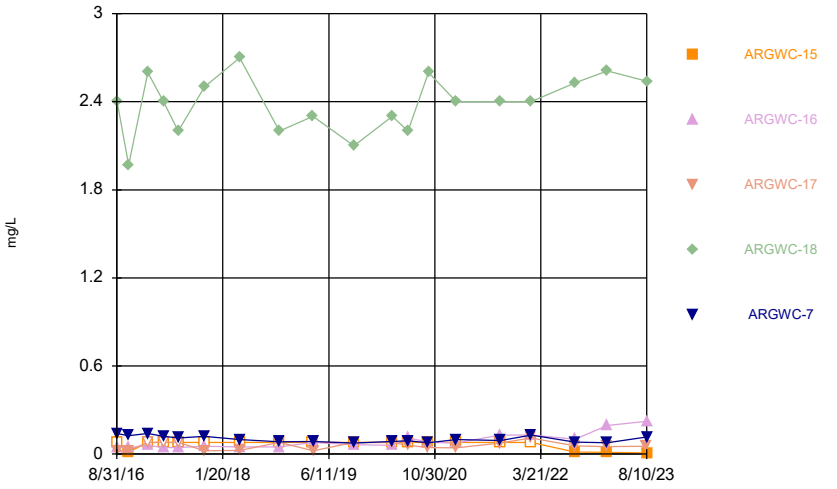

Constituent: Boron Analysis Run 10/13/2023 2:08 PM View: Desc.
Plant Arkwright Client: Southern Company Data: Arkwright No 3

Sanitas™ v.10.0.06 Software licensed to Groundwater Stats Consulting. UG
Hollow symbols indicate censored values.

Time Series

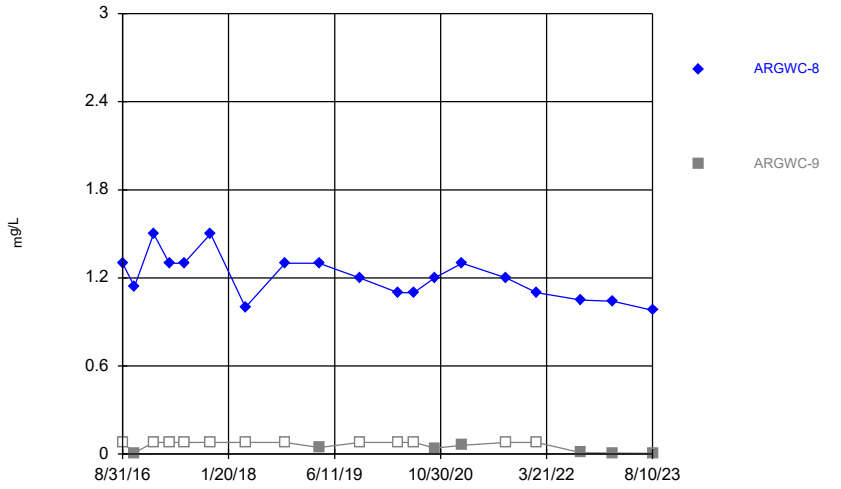

Constituent: Boron Analysis Run 10/13/2023 2:08 PM View: Desc.
Plant Arkwright Client: Southern Company Data: Arkwright No 3

Sanitas™ v.10.0.06 Software licensed to Groundwater Stats Consulting. UG
Hollow symbols indicate censored values.

Time Series

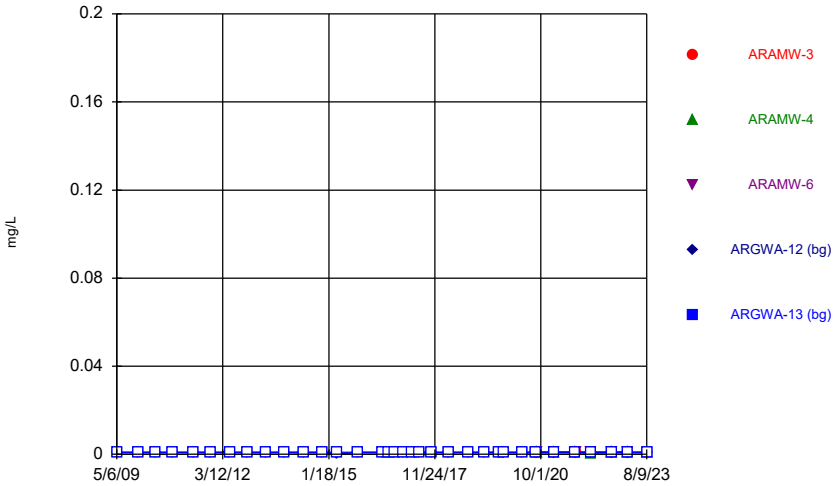

Constituent: Cadmium Analysis Run 10/13/2023 2:08 PM View: Desc.
Plant Arkwright Client: Southern Company Data: Arkwright No 3

Sanitas™ v.10.0.06 Software licensed to Groundwater Stats Consulting. UG
Hollow symbols indicate censored values.

Time Series

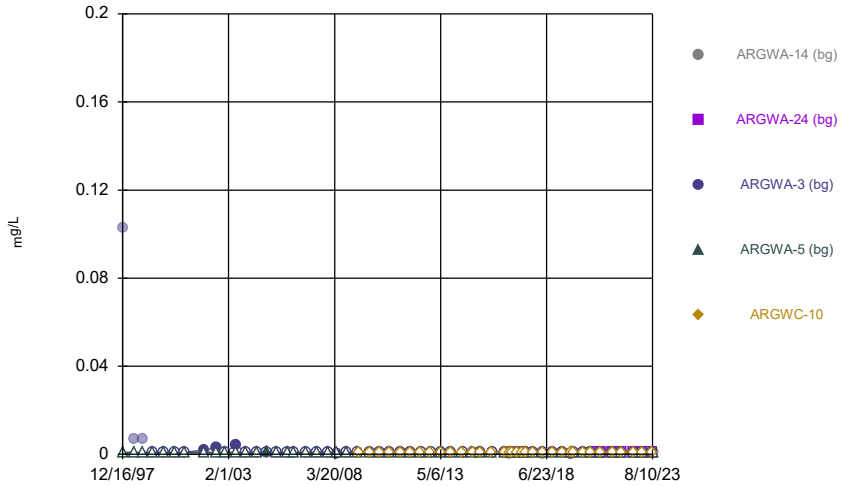

Constituent: Cadmium Analysis Run 10/13/2023 2:08 PM View: Desc.
Plant Arkwright Client: Southern Company Data: Arkwright No 3

Sanitas™ v.10.0.06 Software licensed to Groundwater Stats Consulting. UG
Hollow symbols indicate censored values.

Time Series

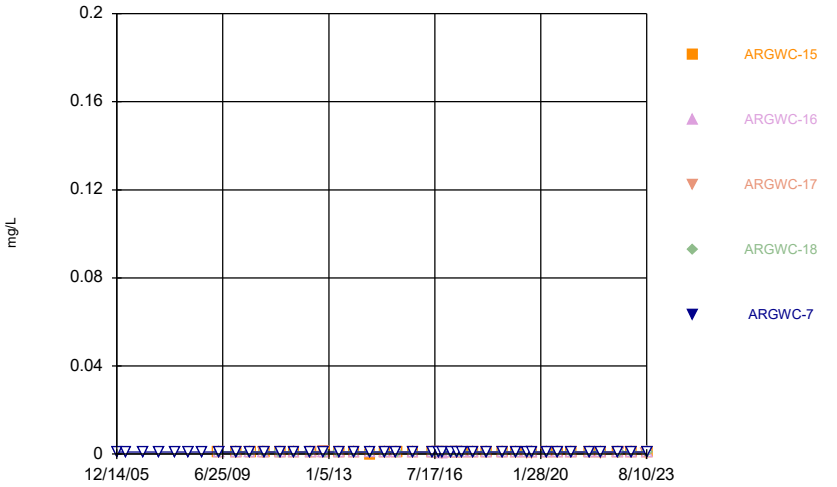

Constituent: Cadmium Analysis Run 10/13/2023 2:08 PM View: Desc.
Plant Arkwright Client: Southern Company Data: Arkwright No 3

Sanitas™ v.10.0.06 Software licensed to Groundwater Stats Consulting. UG
Hollow symbols indicate censored values.

Time Series

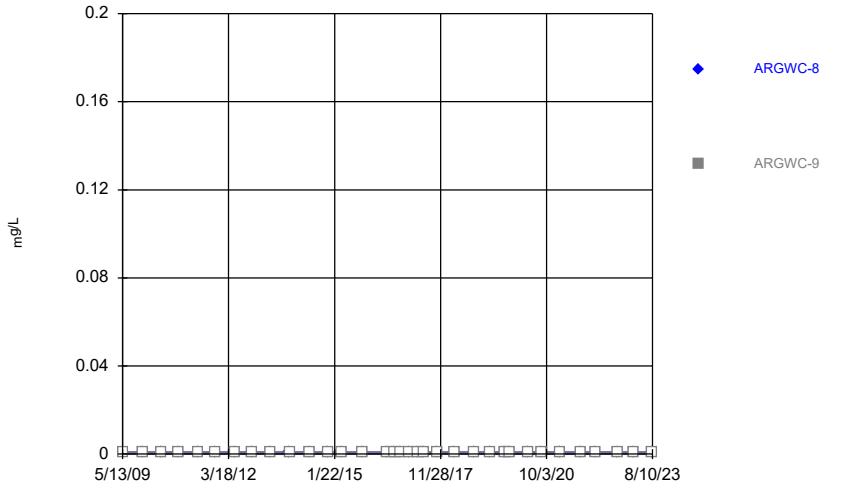

Constituent: Cadmium Analysis Run 10/13/2023 2:08 PM View: Desc.
Plant Arkwright Client: Southern Company Data: Arkwright No 3

Sanitas™ v.10.0.06 Software licensed to Groundwater Stats Consulting. UG

Time Series

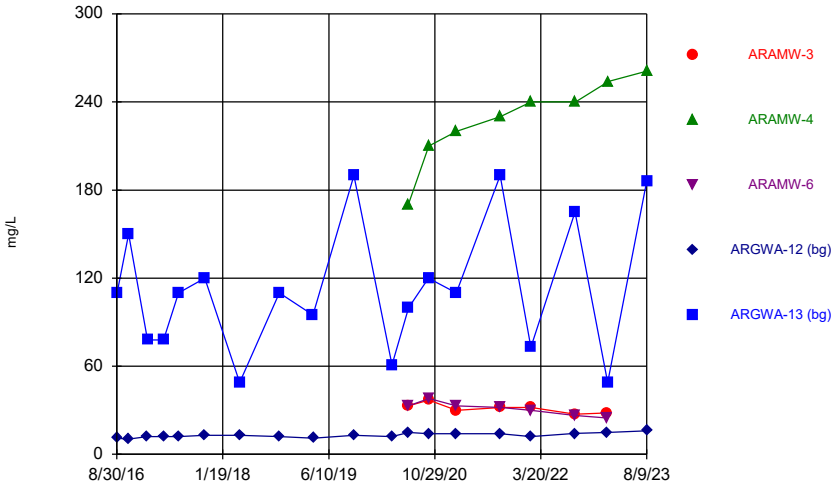

Constituent: Calcium Analysis Run 10/13/2023 2:08 PM View: Desc.
Plant Arkwright Client: Southern Company Data: Arkwright No 3

Sanitas™ v.10.0.06 Software licensed to Groundwater Stats Consulting. UG

Time Series

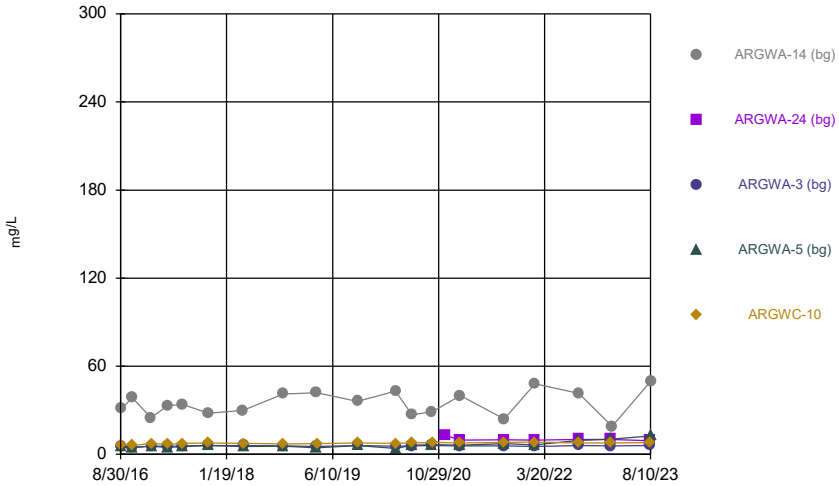

Constituent: Calcium Analysis Run 10/13/2023 2:08 PM View: Desc.
Plant Arkwright Client: Southern Company Data: Arkwright No 3

Sanitas™ v.10.0.06 Software licensed to Groundwater Stats Consulting. UG

Time Series

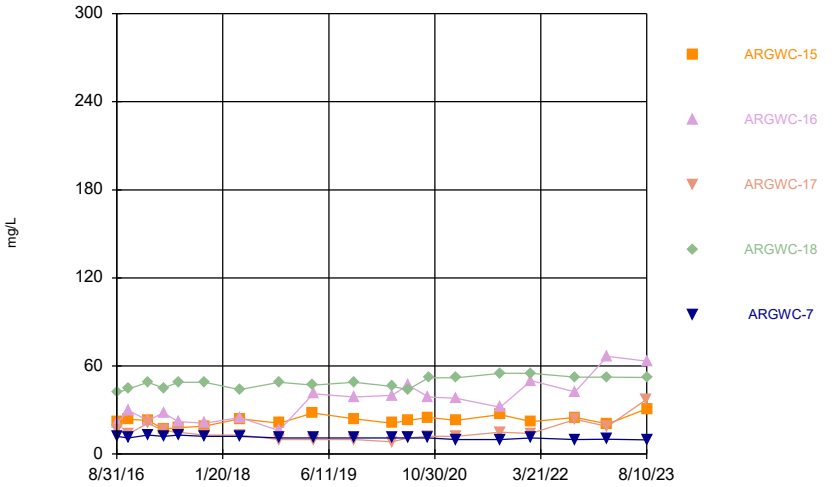

Constituent: Calcium Analysis Run 10/13/2023 2:08 PM View: Desc.
Plant Arkwright Client: Southern Company Data: Arkwright No 3

Sanitas™ v.10.0.06 Software licensed to Groundwater Stats Consulting. UG

Time Series

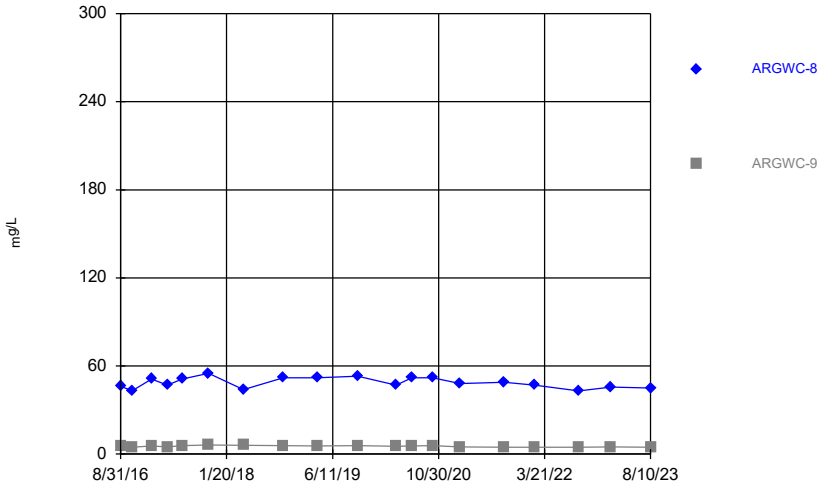

Constituent: Calcium Analysis Run 10/13/2023 2:08 PM View: Desc.
Plant Arkwright Client: Southern Company Data: Arkwright No 3

Sanitas™ v.10.0.06 Software licensed to Groundwater Stats Consulting. UG

Time Series

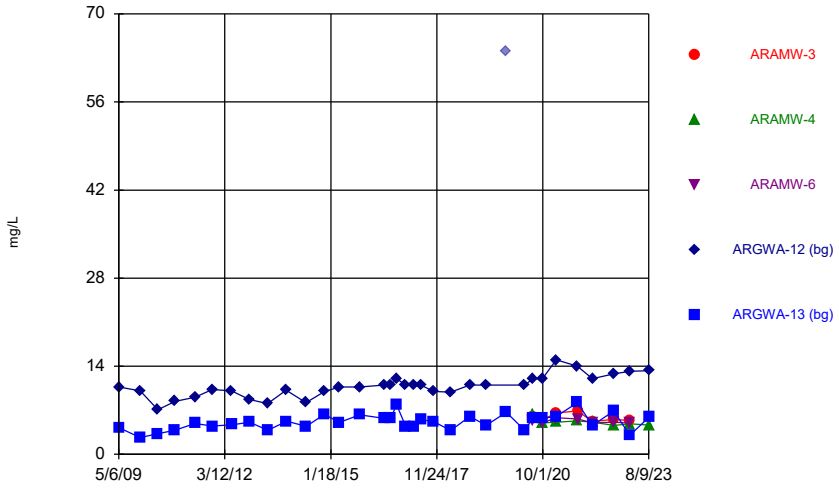

Constituent: Chloride Analysis Run 10/13/2023 2:08 PM View: Desc.
Plant Arkwright Client: Southern Company Data: Arkwright No 3

Sanitas™ v.10.0.06 Software licensed to Groundwater Stats Consulting. UG
Hollow symbols indicate censored values.

Time Series

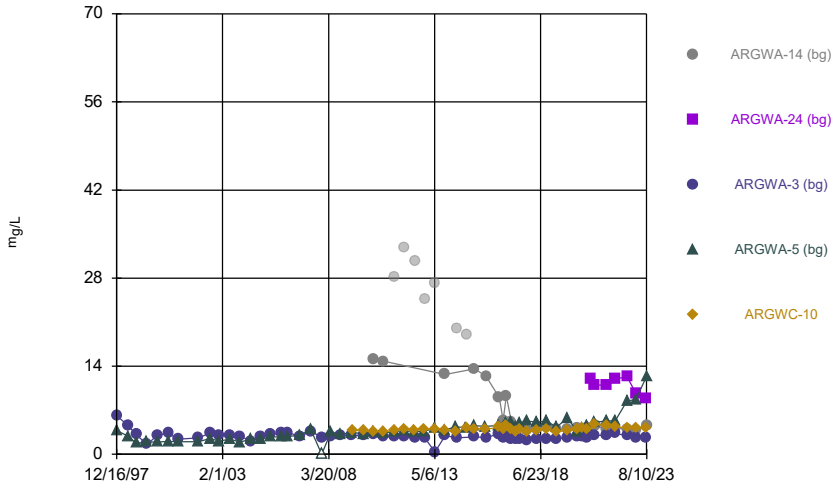

Constituent: Chloride Analysis Run 10/13/2023 2:08 PM View: Desc.
Plant Arkwright Client: Southern Company Data: Arkwright No 3

Sanitas™ v.10.0.06 Software licensed to Groundwater Stats Consulting. UG

Time Series

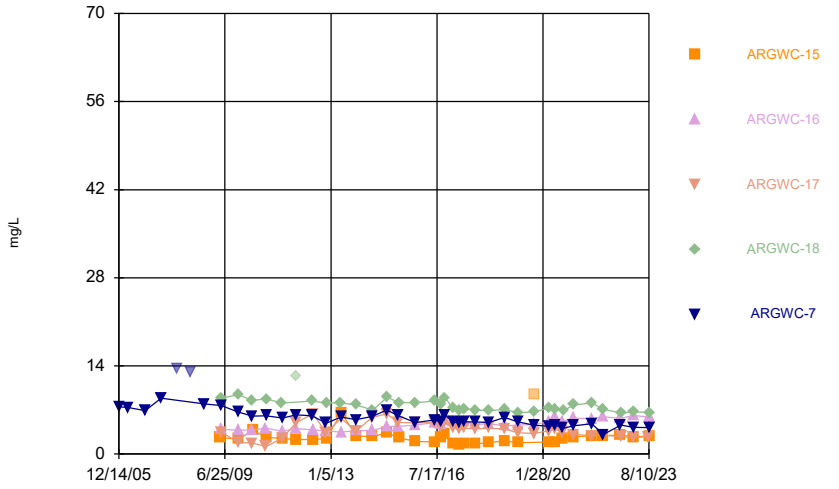

Constituent: Chloride Analysis Run 10/13/2023 2:08 PM View: Desc.
Plant Arkwright Client: Southern Company Data: Arkwright No 3

Sanitas™ v.10.0.06 Software licensed to Groundwater Stats Consulting. UG
Hollow symbols indicate censored values.

Time Series

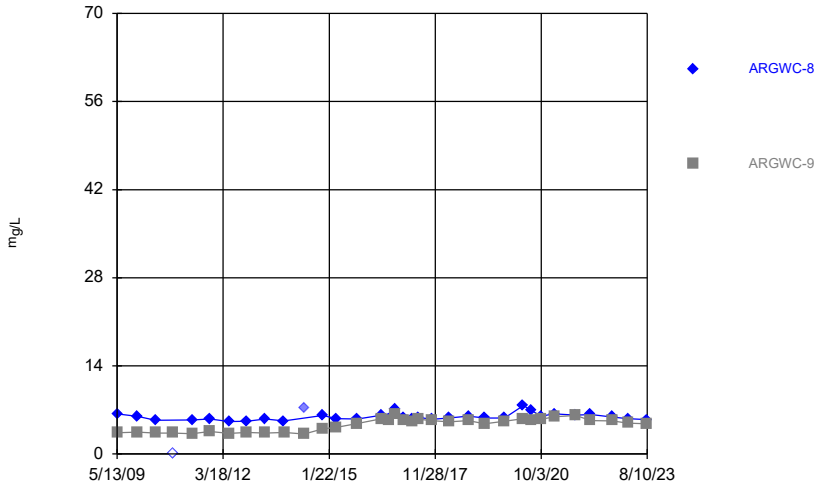

Constituent: Chloride Analysis Run 10/13/2023 2:08 PM View: Desc.
Plant Arkwright Client: Southern Company Data: Arkwright No 3

Sanitas™ v.10.0.06 Software licensed to Groundwater Stats Consulting. UG
Hollow symbols indicate censored values.

Time Series

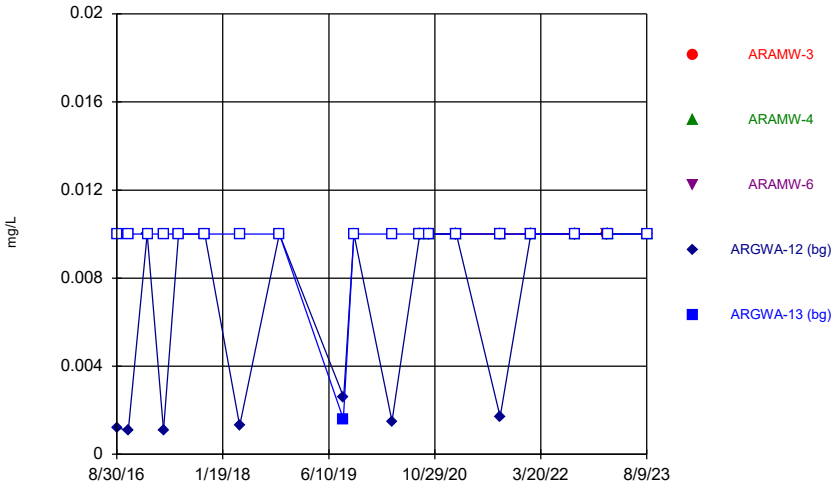

Constituent: Chromium Analysis Run 10/13/2023 2:08 PM View: Desc.
Plant Arkwright Client: Southern Company Data: Arkwright No 3

Sanitas™ v.10.0.06 Software licensed to Groundwater Stats Consulting. UG
Hollow symbols indicate censored values.

Time Series

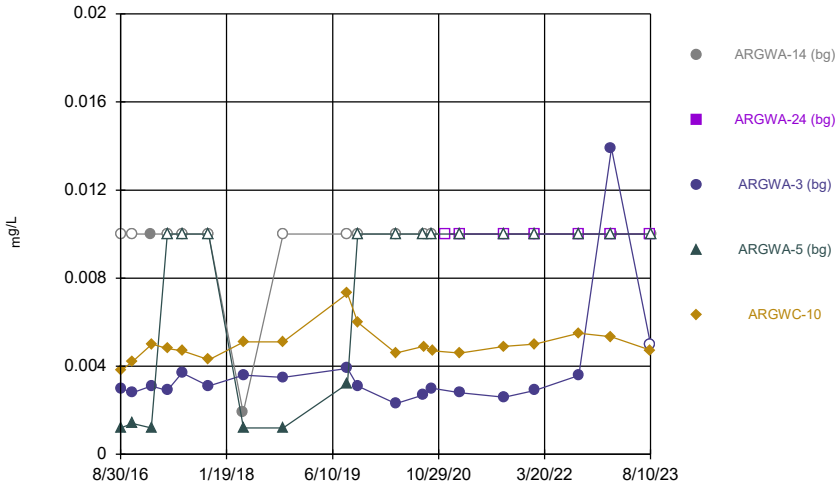

Constituent: Chromium Analysis Run 10/13/2023 2:08 PM View: Desc.
Plant Arkwright Client: Southern Company Data: Arkwright No 3

Sanitas™ v.10.0.06 Software licensed to Groundwater Stats Consulting. UG
Hollow symbols indicate censored values.

Time Series

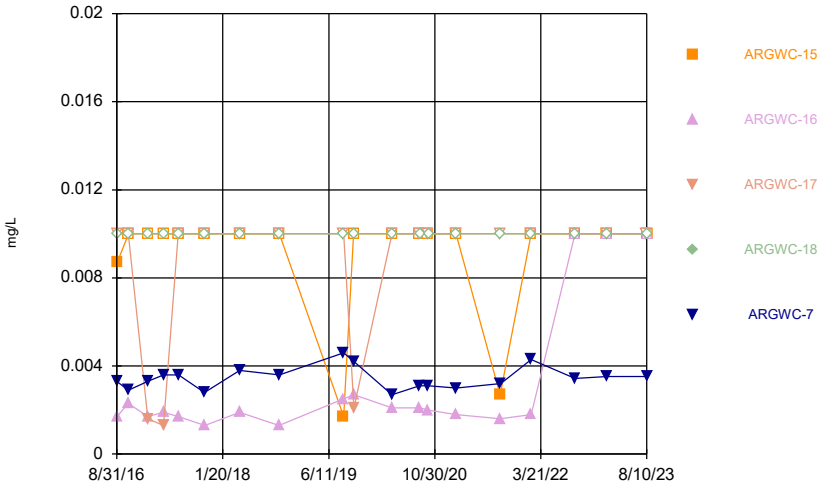

Constituent: Chromium Analysis Run 10/13/2023 2:08 PM View: Desc.
Plant Arkwright Client: Southern Company Data: Arkwright No 3

Sanitas™ v.10.0.06 Software licensed to Groundwater Stats Consulting. UG
Hollow symbols indicate censored values.

Time Series

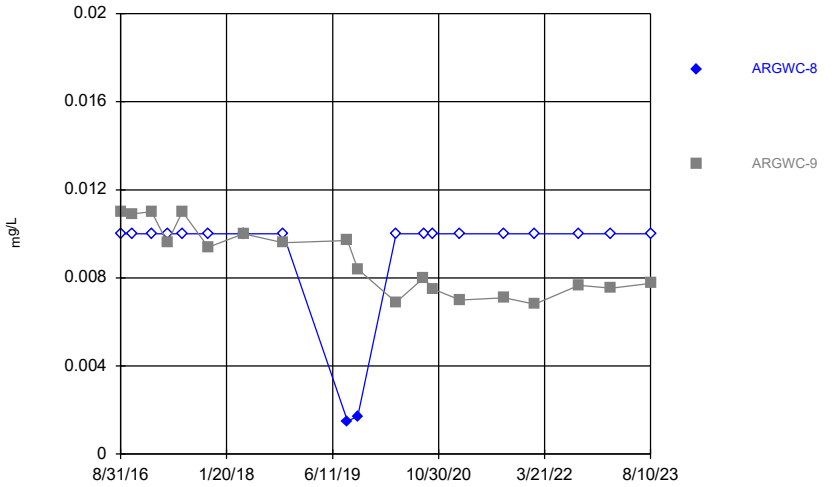

Constituent: Chromium Analysis Run 10/13/2023 2:08 PM View: Desc.
Plant Arkwright Client: Southern Company Data: Arkwright No 3

Sanitas™ v.10.0.06 Software licensed to Groundwater Stats Consulting. UG
Hollow symbols indicate censored values.

Time Series

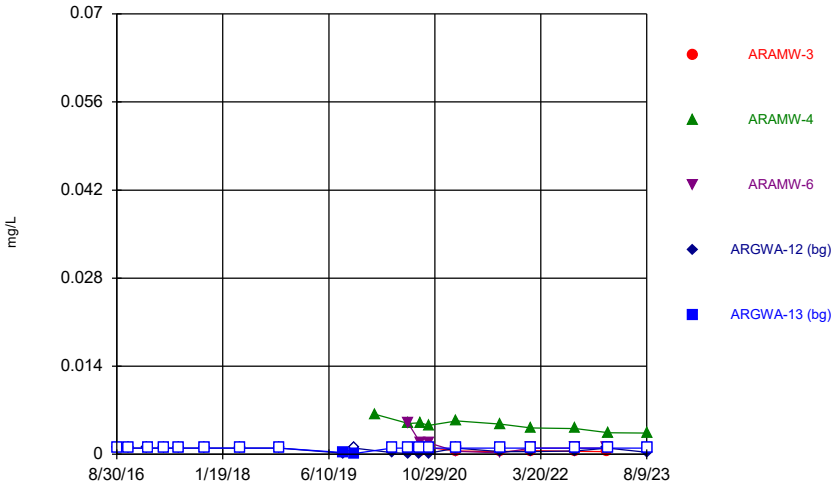

Constituent: Cobalt Analysis Run 10/13/2023 2:09 PM View: Desc.
Plant Arkwright Client: Southern Company Data: Arkwright No 3

Sanitas™ v.10.0.06 Software licensed to Groundwater Stats Consulting. UG
Hollow symbols indicate censored values.

Time Series

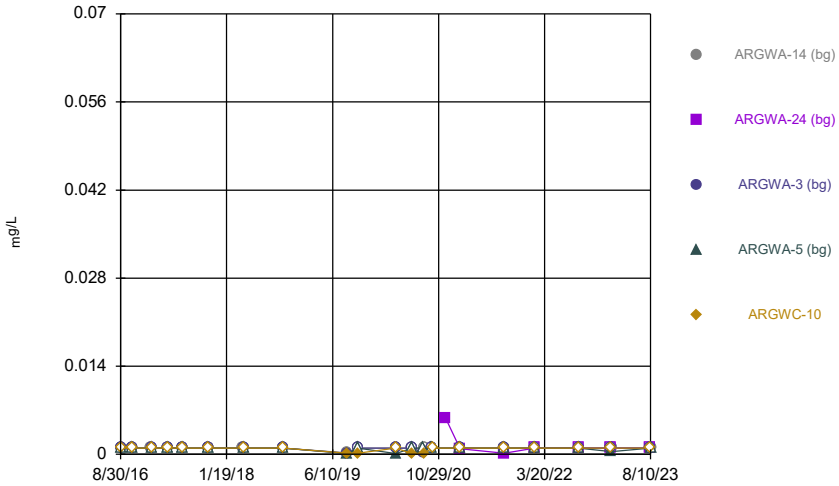

Constituent: Cobalt Analysis Run 10/13/2023 2:09 PM View: Desc.
Plant Arkwright Client: Southern Company Data: Arkwright No 3

Sanitas™ v.10.0.06 Software licensed to Groundwater Stats Consulting. UG
Hollow symbols indicate censored values.

Time Series

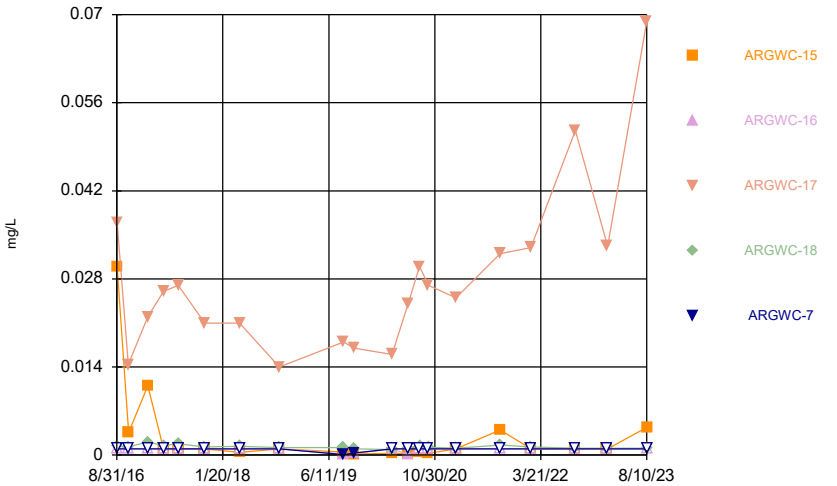

Constituent: Cobalt Analysis Run 10/13/2023 2:09 PM View: Desc.
Plant Arkwright Client: Southern Company Data: Arkwright No 3

Sanitas™ v.10.0.06 Software licensed to Groundwater Stats Consulting. UG
Hollow symbols indicate censored values.

Time Series

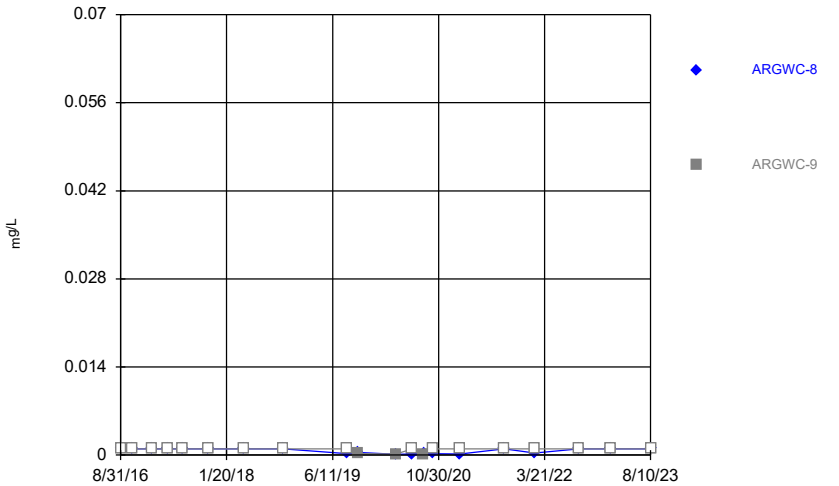

Constituent: Cobalt Analysis Run 10/13/2023 2:09 PM View: Desc.
Plant Arkwright Client: Southern Company Data: Arkwright No 3

Sanitas™ v.10.0.06 Software licensed to Groundwater Stats Consulting. UG

Time Series

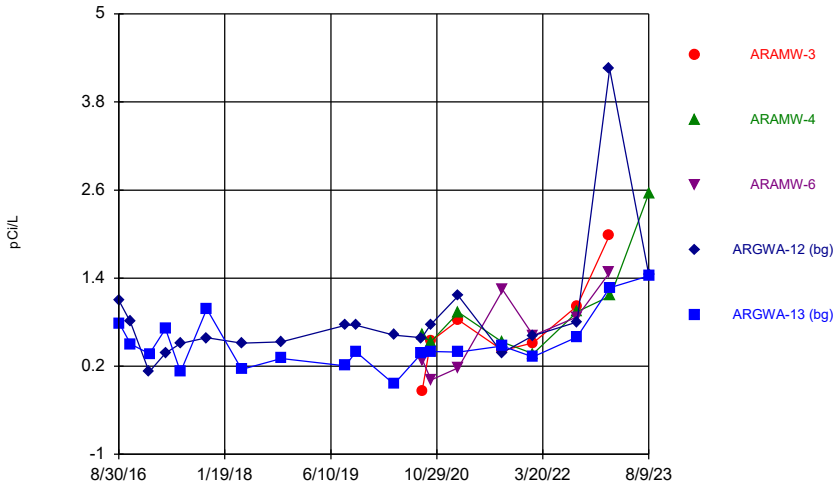

Constituent: Combined Radium 226 + 228 Analysis Run 10/13/2023 2:09 PM View: Desc.
Plant Arkwright Client: Southern Company Data: Arkwright No 3

Sanitas™ v.10.0.06 Software licensed to Groundwater Stats Consulting. UG

Time Series

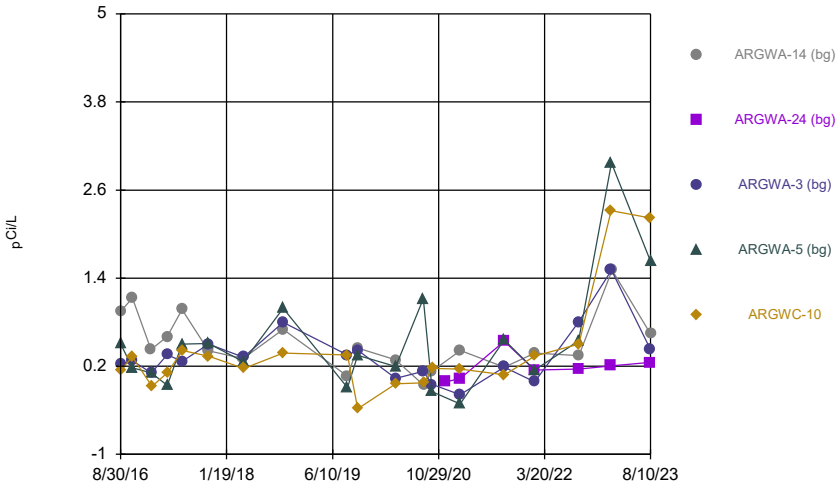

Constituent: Combined Radium 226 + 228 Analysis Run 10/13/2023 2:09 PM View: Desc.
Plant Arkwright Client: Southern Company Data: Arkwright No 3

Sanitas™ v.10.0.06 Software licensed to Groundwater Stats Consulting. UG

Time Series

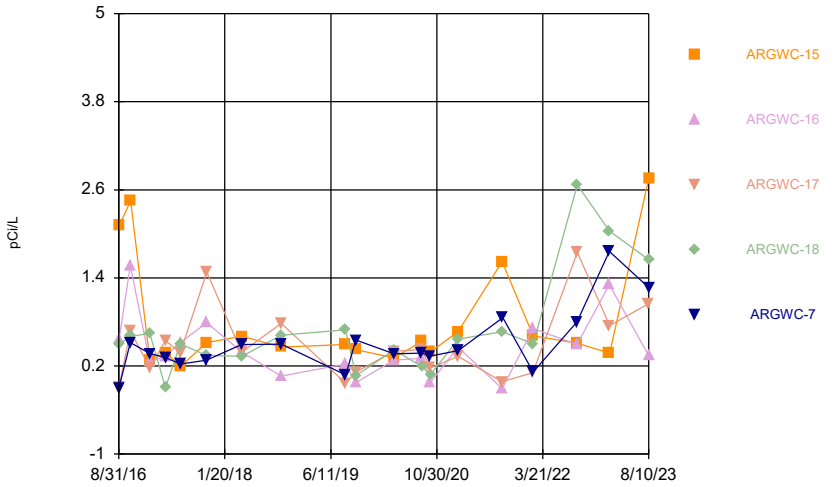

Constituent: Combined Radium 226 + 228 Analysis Run 10/13/2023 2:09 PM View: Desc.
Plant Arkwright Client: Southern Company Data: Arkwright No 3

Sanitas™ v.10.0.06 Software licensed to Groundwater Stats Consulting. UG

Time Series

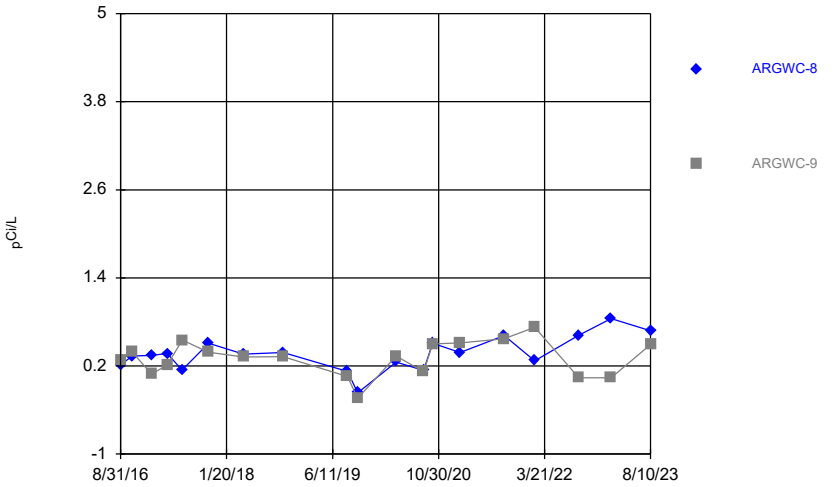

Constituent: Combined Radium 226 + 228 Analysis Run 10/13/2023 2:09 PM View: Desc.
Plant Arkwright Client: Southern Company Data: Arkwright No 3

Sanitas™ v.10.0.06 Software licensed to Groundwater Stats Consulting. UG
Hollow symbols indicate censored values.

Time Series

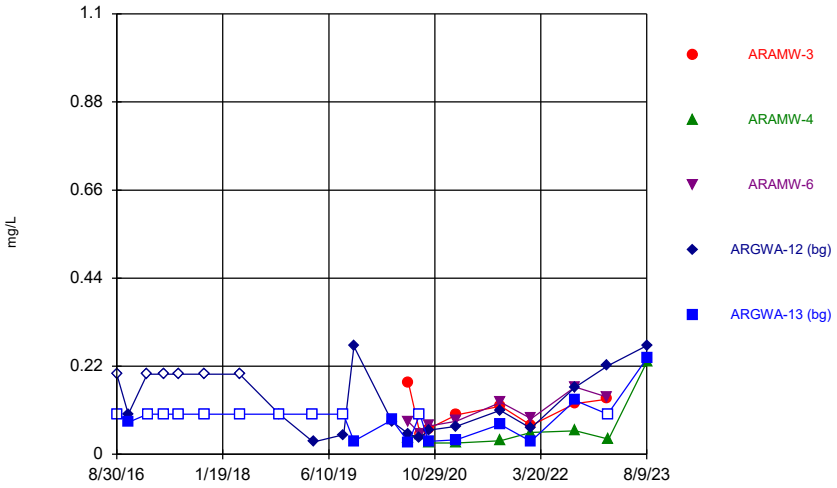

Constituent: Fluoride Analysis Run 10/13/2023 2:09 PM View: Desc.
Plant Arkwright Client: Southern Company Data: Arkwright No 3

Sanitas™ v.10.0.06 Software licensed to Groundwater Stats Consulting. UG
Hollow symbols indicate censored values.

Time Series

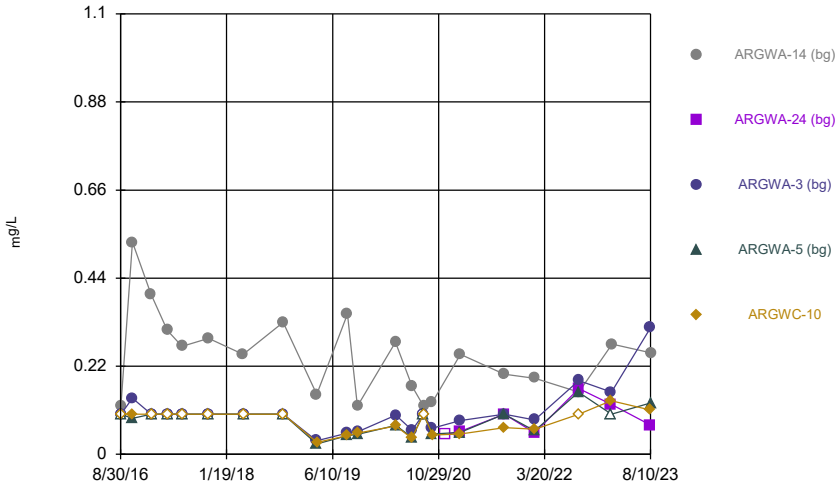

Constituent: Fluoride Analysis Run 10/13/2023 2:09 PM View: Desc.
Plant Arkwright Client: Southern Company Data: Arkwright No 3

Sanitas™ v.10.0.06 Software licensed to Groundwater Stats Consulting. UG
Hollow symbols indicate censored values.

Time Series

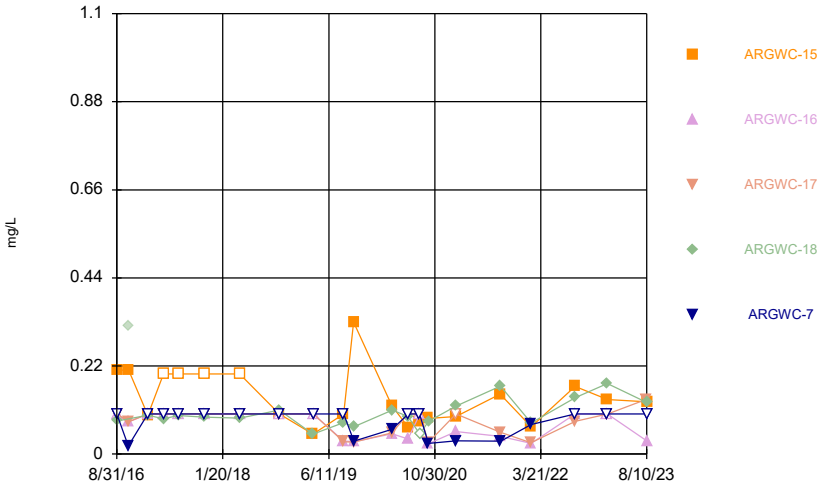

Constituent: Fluoride Analysis Run 10/13/2023 2:09 PM View: Desc.
Plant Arkwright Client: Southern Company Data: Arkwright No 3

Sanitas™ v.10.0.06 Software licensed to Groundwater Stats Consulting. UG
Hollow symbols indicate censored values.

Time Series

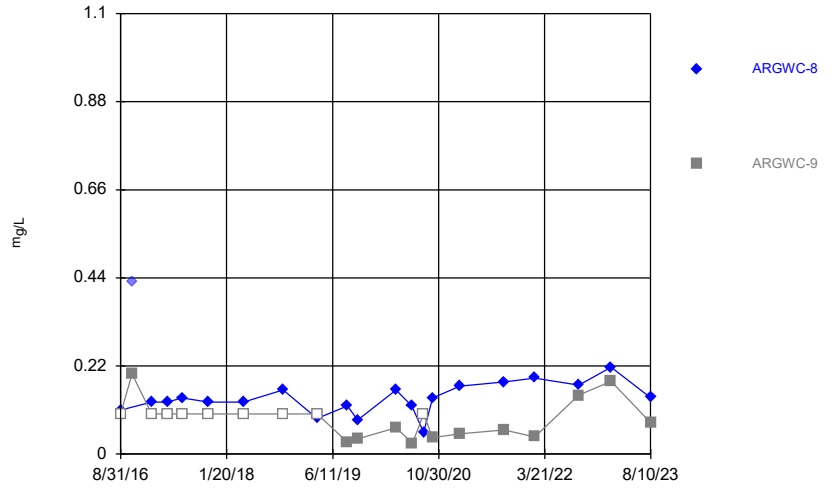

Constituent: Fluoride Analysis Run 10/13/2023 2:09 PM View: Desc.
Plant Arkwright Client: Southern Company Data: Arkwright No 3

Sanitas™ v.10.0.06 Software licensed to Groundwater Stats Consulting. UG
Hollow symbols indicate censored values.

Time Series

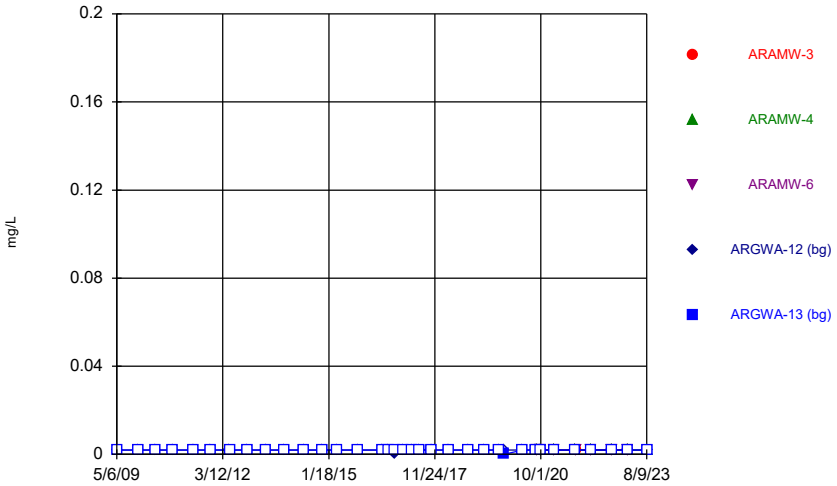

Constituent: Lead Analysis Run 10/13/2023 2:09 PM View: Desc.
Plant Arkwright Client: Southern Company Data: Arkwright No 3

Sanitas™ v.10.0.06 Software licensed to Groundwater Stats Consulting. UG
Hollow symbols indicate censored values.

Time Series

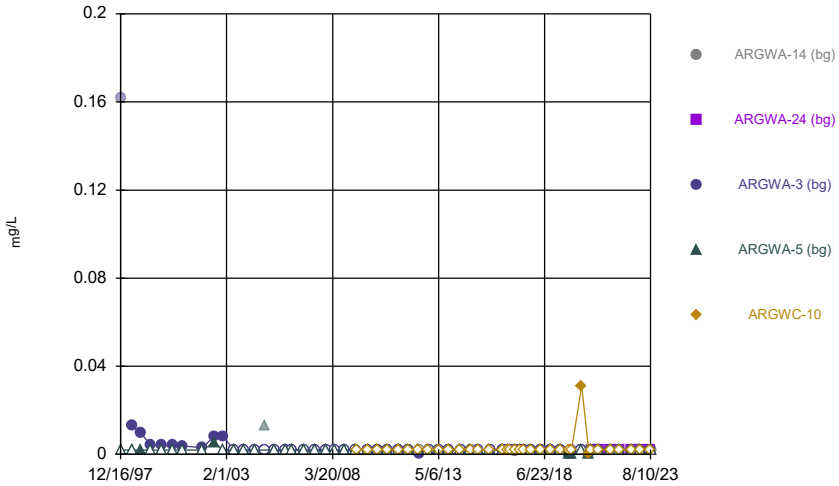

Constituent: Lead Analysis Run 10/13/2023 2:09 PM View: Desc.
Plant Arkwright Client: Southern Company Data: Arkwright No 3

Sanitas™ v.10.0.06 Software licensed to Groundwater Stats Consulting. UG
Hollow symbols indicate censored values.

Time Series

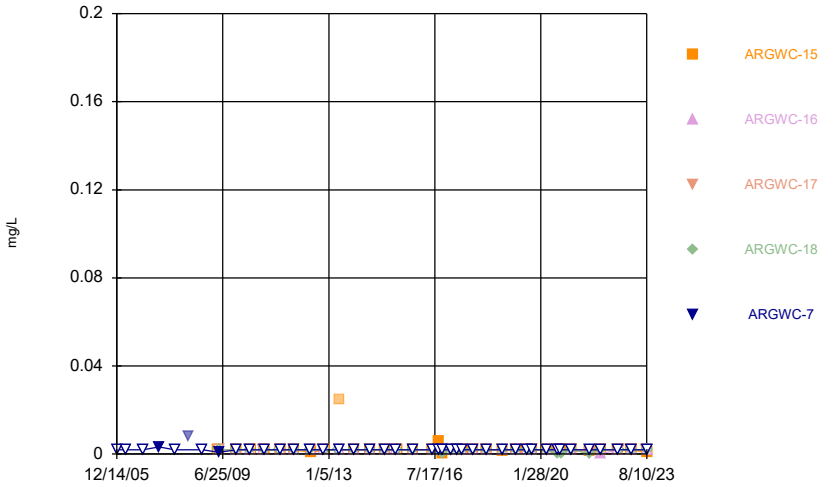

Constituent: Lead Analysis Run 10/13/2023 2:09 PM View: Desc.
Plant Arkwright Client: Southern Company Data: Arkwright No 3

Sanitas™ v.10.0.06 Software licensed to Groundwater Stats Consulting. UG
Hollow symbols indicate censored values.

Time Series

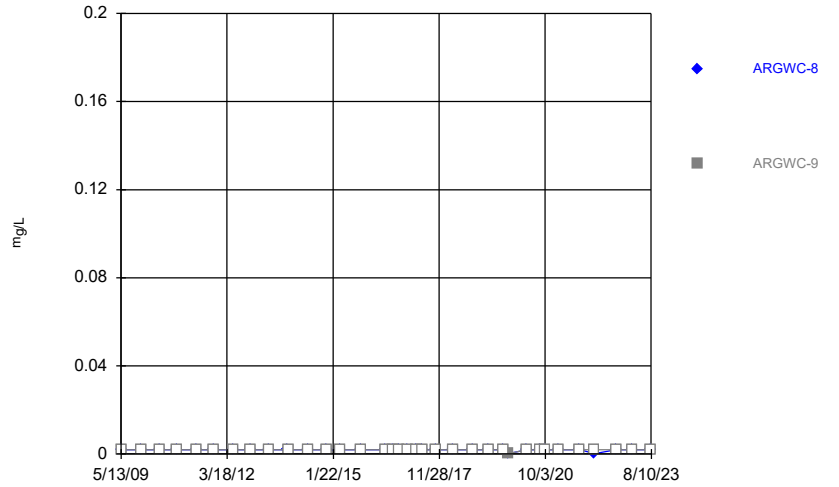

Constituent: Lead Analysis Run 10/13/2023 2:09 PM View: Desc.
Plant Arkwright Client: Southern Company Data: Arkwright No 3

Sanitas™ v.10.0.06 Software licensed to Groundwater Stats Consulting. UG
Hollow symbols indicate censored values.

Time Series

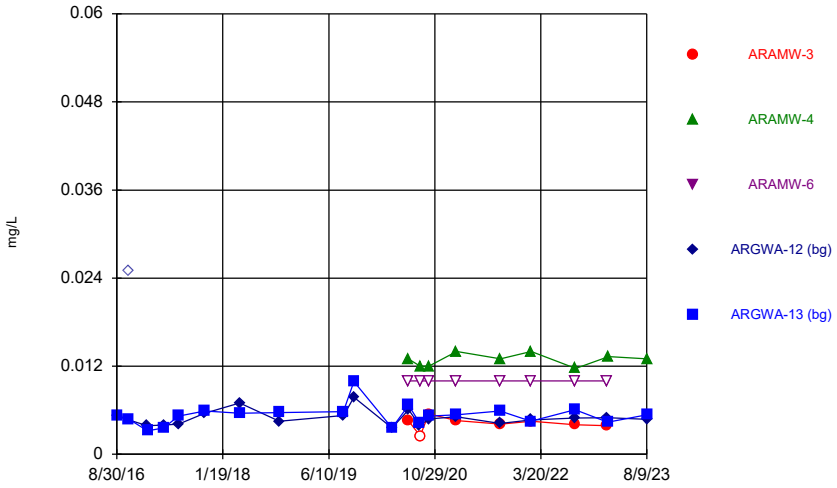

Constituent: Lithium Analysis Run 10/13/2023 2:09 PM View: Desc.
Plant Arkwright Client: Southern Company Data: Arkwright No 3

Sanitas™ v.10.0.06 Software licensed to Groundwater Stats Consulting. UG
Hollow symbols indicate censored values.

Time Series

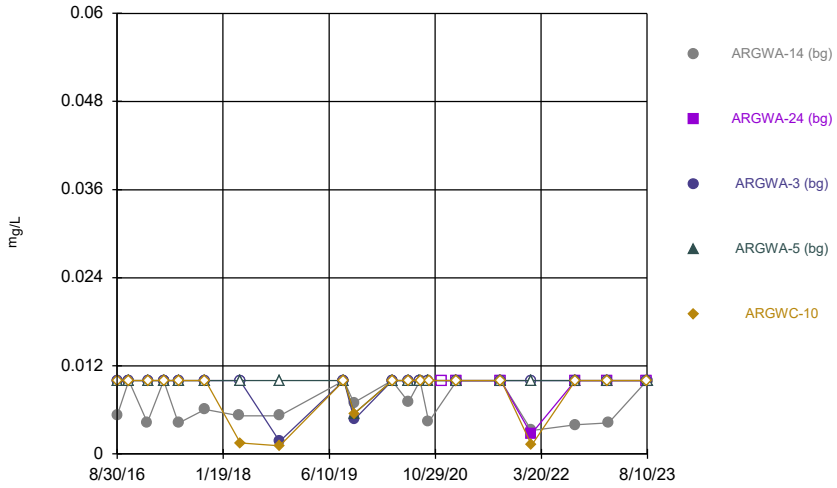

Constituent: Lithium Analysis Run 10/13/2023 2:09 PM View: Desc.
Plant Arkwright Client: Southern Company Data: Arkwright No 3

Sanitas™ v.10.0.06 Software licensed to Groundwater Stats Consulting. UG
Hollow symbols indicate censored values.

Time Series

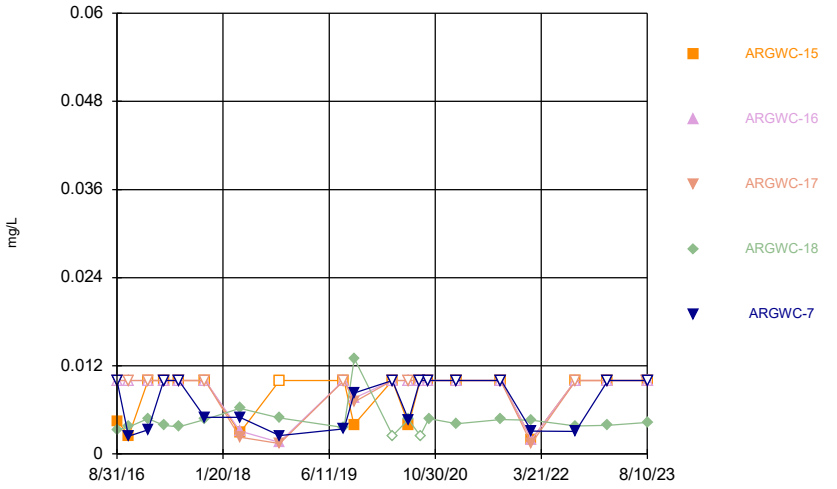

Constituent: Lithium Analysis Run 10/13/2023 2:09 PM View: Desc.
Plant Arkwright Client: Southern Company Data: Arkwright No 3

Sanitas™ v.10.0.06 Software licensed to Groundwater Stats Consulting. UG
Hollow symbols indicate censored values.

Time Series

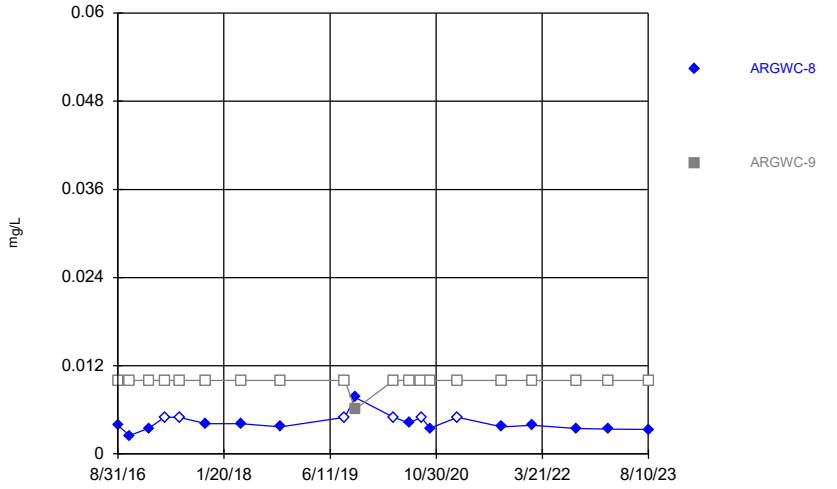

Constituent: Lithium Analysis Run 10/13/2023 2:09 PM View: Desc.
Plant Arkwright Client: Southern Company Data: Arkwright No 3

Sanitas™ v.10.0.06 Software licensed to Groundwater Stats Consulting. UG
Hollow symbols indicate censored values.

Time Series

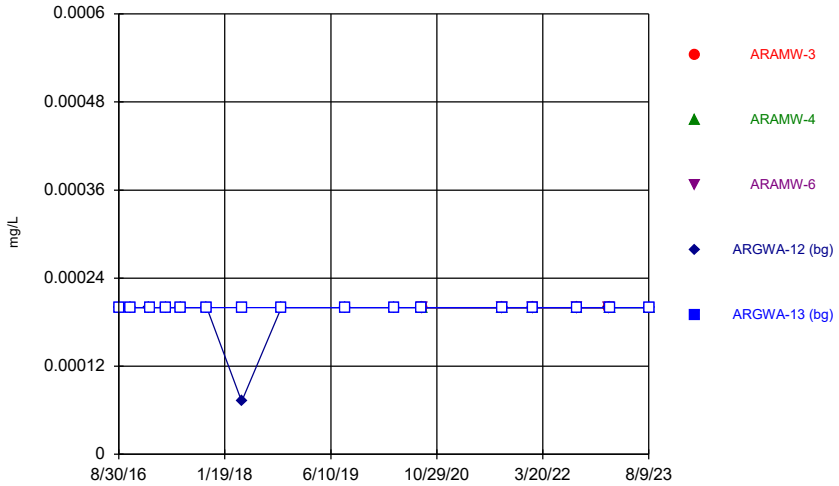

Constituent: Mercury Analysis Run 10/13/2023 2:09 PM View: Desc.
Plant Arkwright Client: Southern Company Data: Arkwright No 3

Sanitas™ v.10.0.06 Software licensed to Groundwater Stats Consulting. UG
Hollow symbols indicate censored values.

Time Series

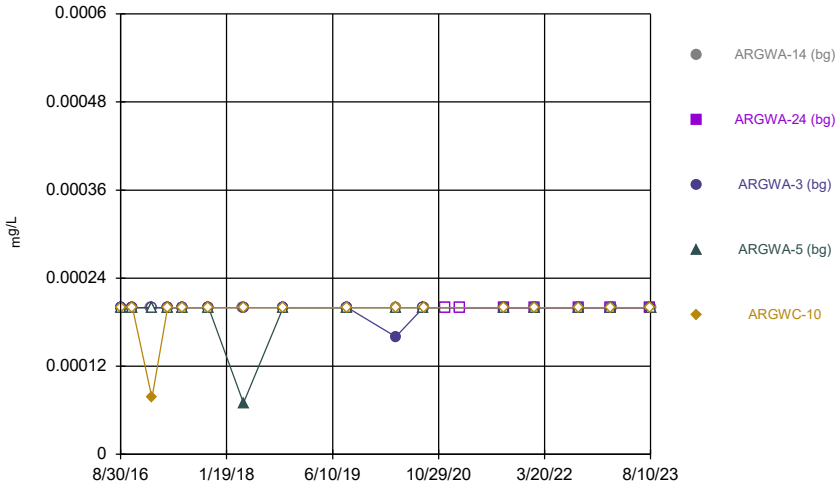

Constituent: Mercury Analysis Run 10/13/2023 2:09 PM View: Desc.
Plant Arkwright Client: Southern Company Data: Arkwright No 3

Sanitas™ v.10.0.06 Software licensed to Groundwater Stats Consulting. UG
Hollow symbols indicate censored values.

Time Series

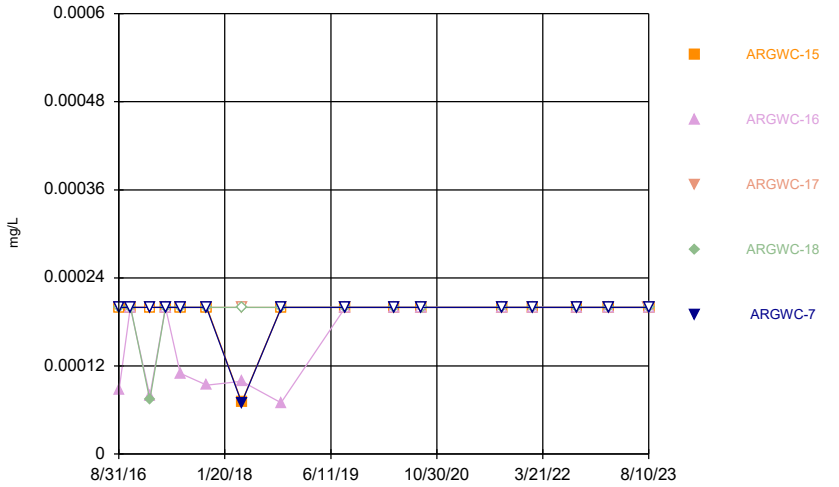

Constituent: Mercury Analysis Run 10/13/2023 2:09 PM View: Desc.
Plant Arkwright Client: Southern Company Data: Arkwright No 3

Sanitas™ v.10.0.06 Software licensed to Groundwater Stats Consulting. UG
Hollow symbols indicate censored values.

Time Series

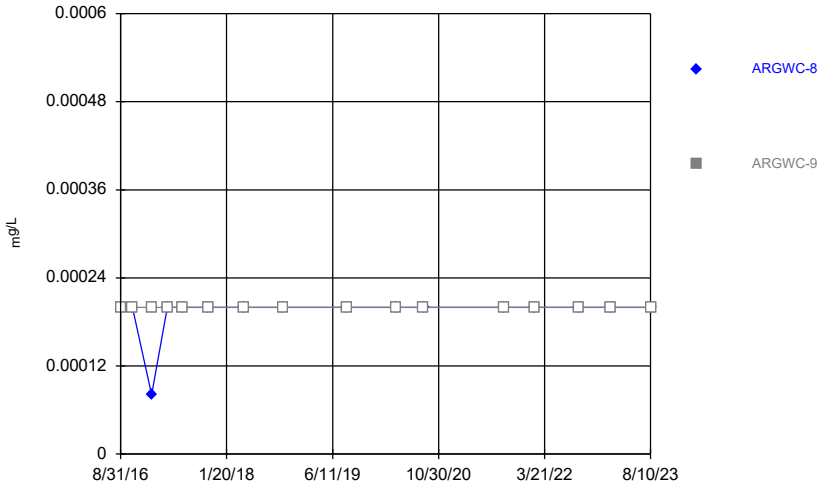

Constituent: Mercury Analysis Run 10/13/2023 2:09 PM View: Desc.
Plant Arkwright Client: Southern Company Data: Arkwright No 3

Sanitas™ v.10.0.06 Software licensed to Groundwater Stats Consulting. UG
Hollow symbols indicate censored values.

Time Series

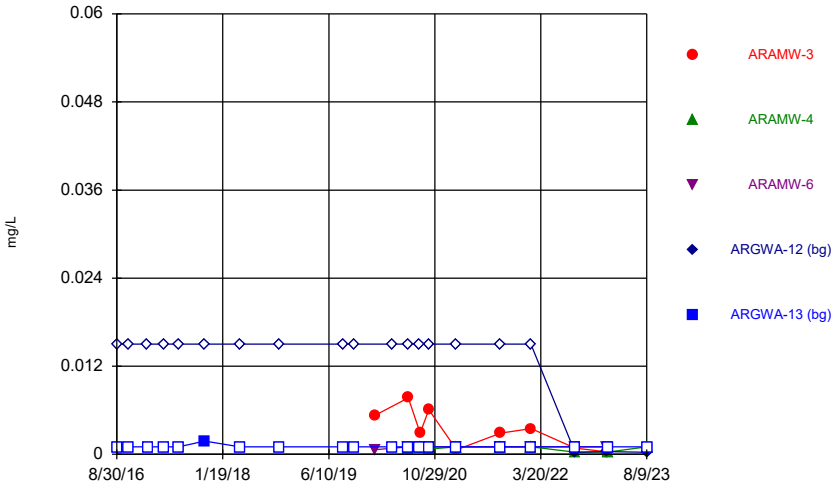

Constituent: Molybdenum Analysis Run 10/13/2023 2:09 PM View: Desc.
Plant Arkwright Client: Southern Company Data: Arkwright No 3

Sanitas™ v.10.0.06 Software licensed to Groundwater Stats Consulting. UG
Hollow symbols indicate censored values.

Time Series

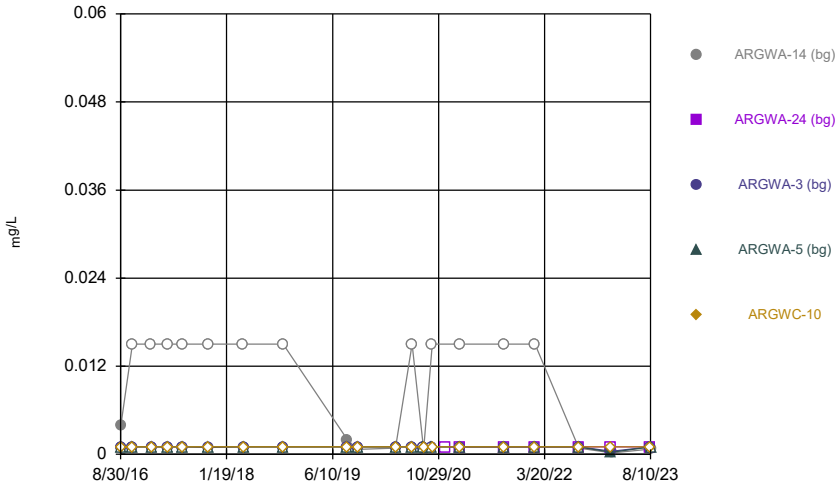

Constituent: Molybdenum Analysis Run 10/13/2023 2:09 PM View: Desc.
Plant Arkwright Client: Southern Company Data: Arkwright No 3

Sanitas™ v.10.0.06 Software licensed to Groundwater Stats Consulting. UG
Hollow symbols indicate censored values.

Time Series

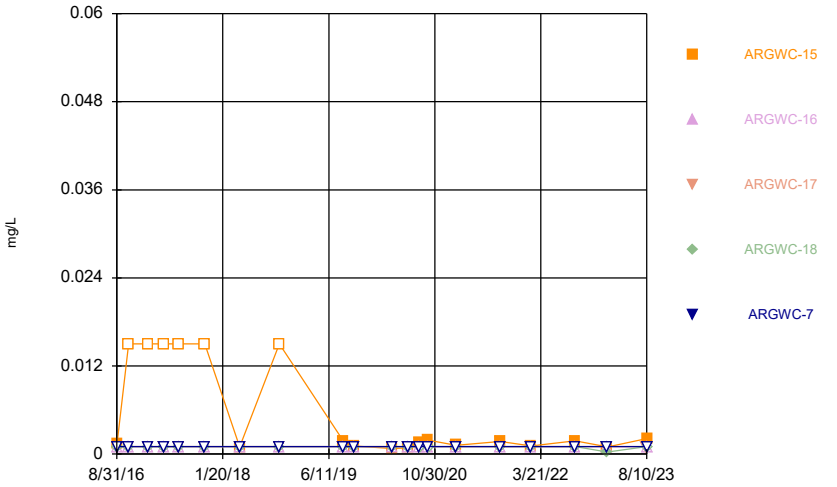

Constituent: Molybdenum Analysis Run 10/13/2023 2:09 PM View: Desc.
Plant Arkwright Client: Southern Company Data: Arkwright No 3

Sanitas™ v.10.0.06 Software licensed to Groundwater Stats Consulting. UG
Hollow symbols indicate censored values.

Time Series

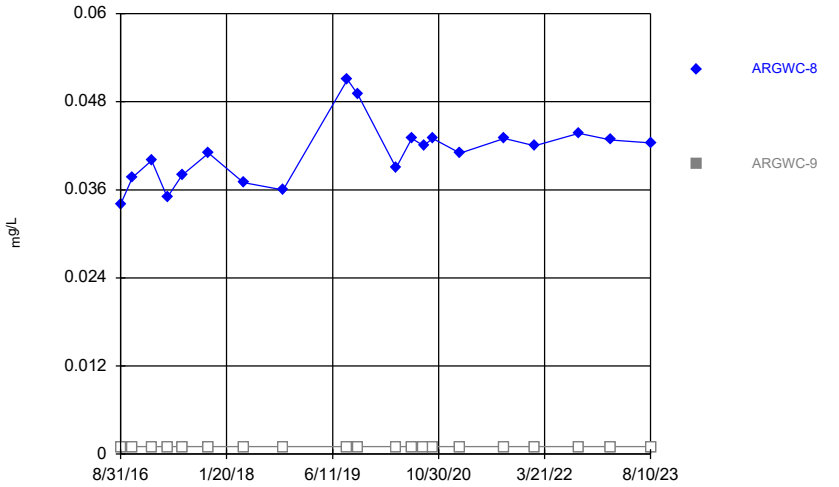

Constituent: Molybdenum Analysis Run 10/13/2023 2:09 PM View: Desc.
Plant Arkwright Client: Southern Company Data: Arkwright No 3

Sanitas™ v.10.0.06 Software licensed to Groundwater Stats Consulting. UG

Time Series

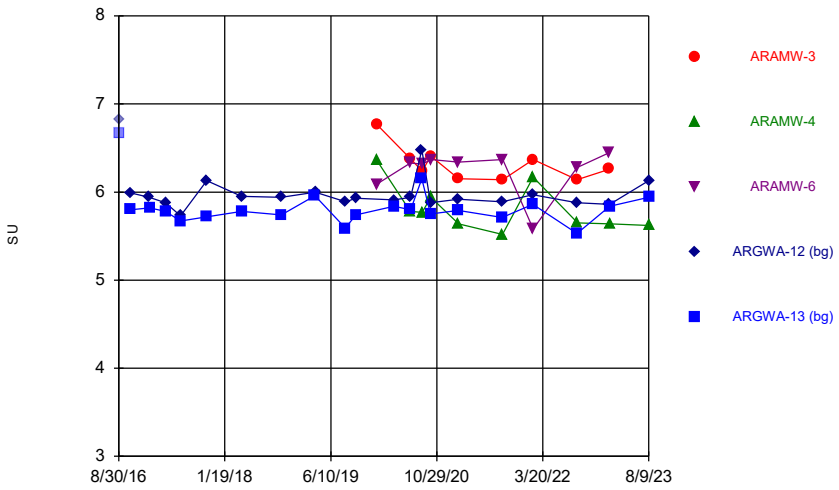

Constituent: pH Analysis Run 10/13/2023 2:09 PM View: Desc.
Plant Arkwright Client: Southern Company Data: Arkwright No 3

Sanitas™ v.10.0.06 Software licensed to Groundwater Stats Consulting. UG

Time Series

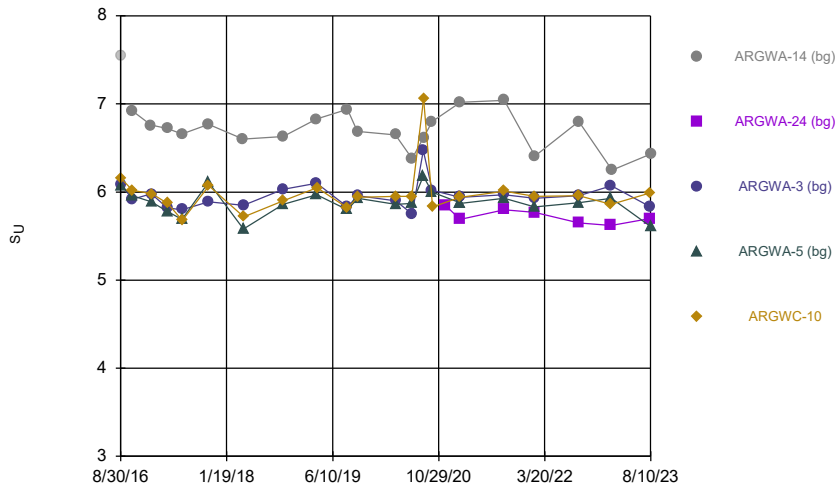

Constituent: pH Analysis Run 10/13/2023 2:09 PM View: Desc.
Plant Arkwright Client: Southern Company Data: Arkwright No 3

Sanitas™ v.10.0.06 Software licensed to Groundwater Stats Consulting. UG

Time Series

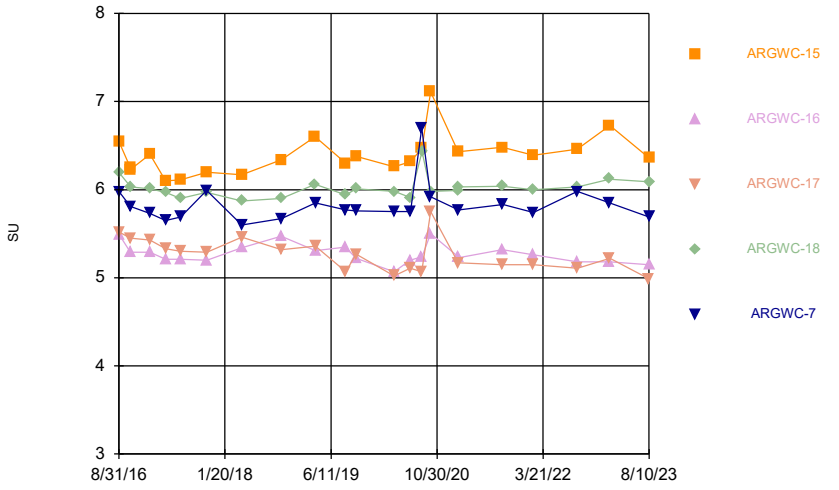

Constituent: pH Analysis Run 10/13/2023 2:09 PM View: Desc.
Plant Arkwright Client: Southern Company Data: Arkwright No 3

Sanitas™ v.10.0.06 Software licensed to Groundwater Stats Consulting. UG

Time Series

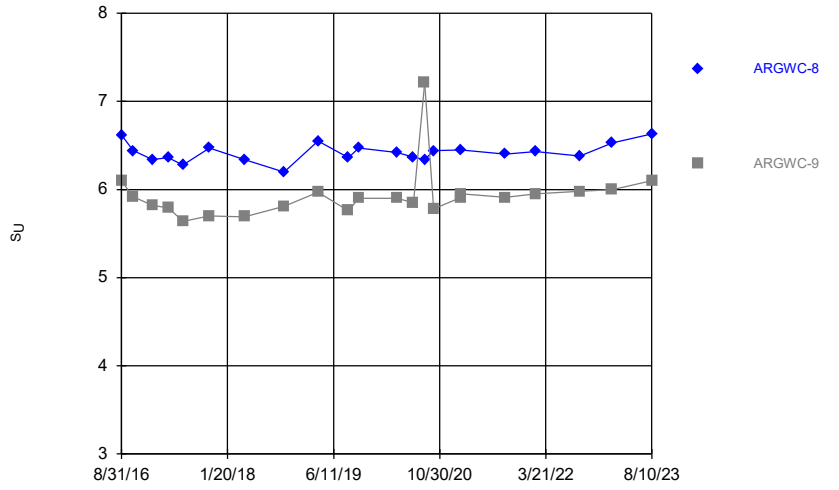

Constituent: pH Analysis Run 10/13/2023 2:09 PM View: Desc.
Plant Arkwright Client: Southern Company Data: Arkwright No 3

Sanitas™ v.10.0.06 Software licensed to Groundwater Stats Consulting. UG
Hollow symbols indicate censored values.

Time Series

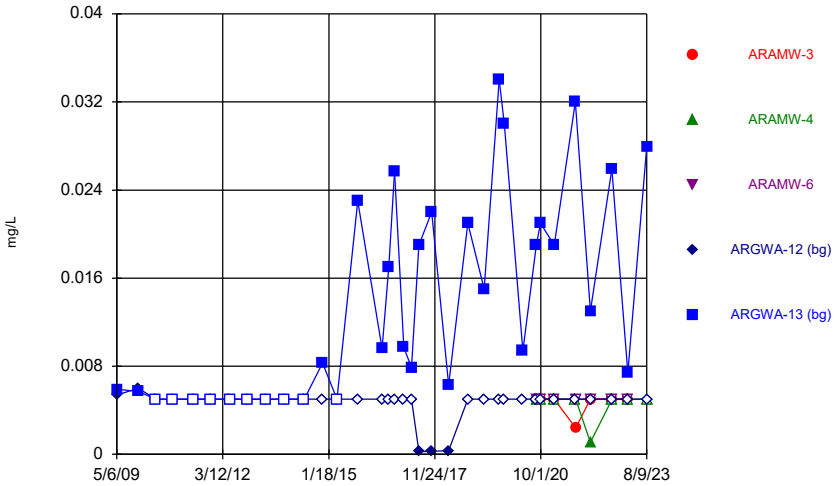

Constituent: Selenium Analysis Run 10/13/2023 2:09 PM View: Desc.
Plant Arkwright Client: Southern Company Data: Arkwright No 3

Sanitas™ v.10.0.06 Software licensed to Groundwater Stats Consulting. UG
Hollow symbols indicate censored values.

Time Series

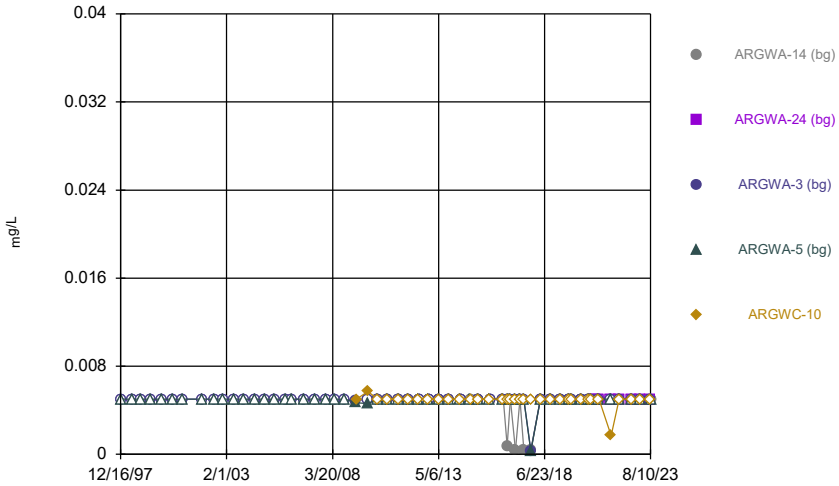

Constituent: Selenium Analysis Run 10/13/2023 2:09 PM View: Desc.
Plant Arkwright Client: Southern Company Data: Arkwright No 3

Sanitas™ v.10.0.06 Software licensed to Groundwater Stats Consulting. UG
Hollow symbols indicate censored values.

Time Series

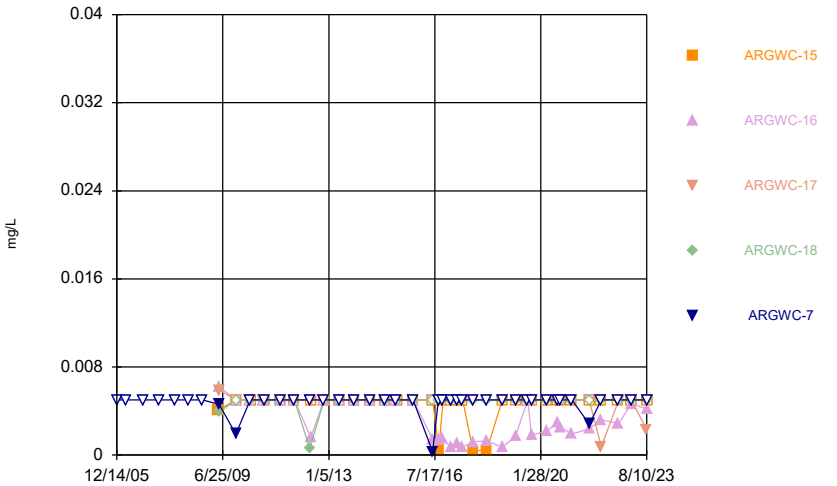

Constituent: Selenium Analysis Run 10/13/2023 2:09 PM View: Desc.
Plant Arkwright Client: Southern Company Data: Arkwright No 3

Sanitas™ v.10.0.06 Software licensed to Groundwater Stats Consulting. UG
Hollow symbols indicate censored values.

Time Series

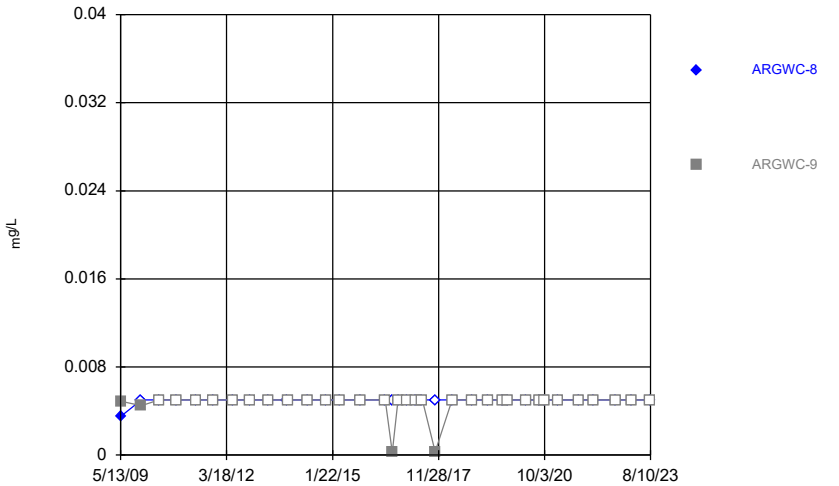

Constituent: Selenium Analysis Run 10/13/2023 2:09 PM View: Desc.
Plant Arkwright Client: Southern Company Data: Arkwright No 3

Sanitas™ v.10.0.06 Software licensed to Groundwater Stats Consulting. UG
Hollow symbols indicate censored values.

Time Series

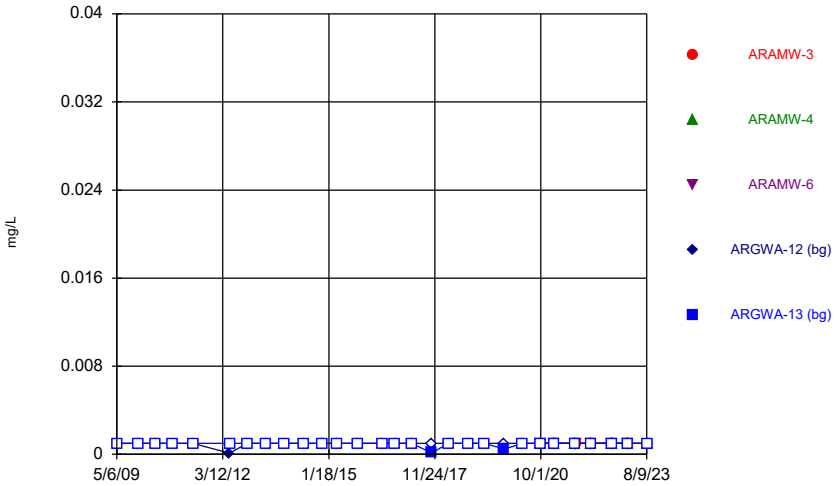

Constituent: Silver Analysis Run 10/13/2023 2:09 PM View: Desc.
Plant Arkwright Client: Southern Company Data: Arkwright No 3

Sanitas™ v.10.0.06 Software licensed to Groundwater Stats Consulting. UG
Hollow symbols indicate censored values.

Time Series

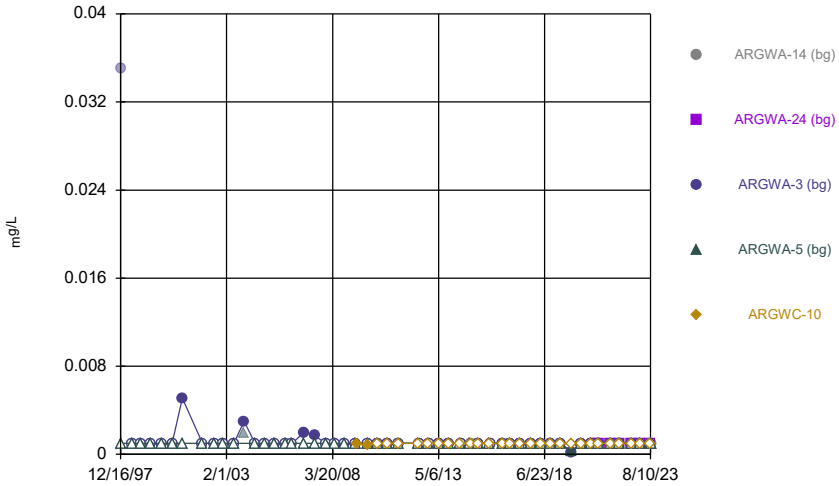

Constituent: Silver Analysis Run 10/13/2023 2:09 PM View: Desc.
Plant Arkwright Client: Southern Company Data: Arkwright No 3

Sanitas™ v.10.0.06 Software licensed to Groundwater Stats Consulting. UG
Hollow symbols indicate censored values.

Time Series

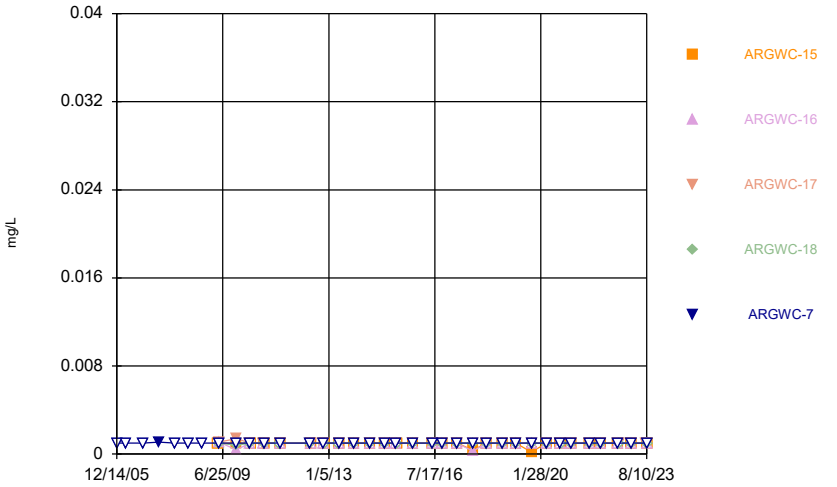

Constituent: Silver Analysis Run 10/13/2023 2:09 PM View: Desc.
Plant Arkwright Client: Southern Company Data: Arkwright No 3

Sanitas™ v.10.0.06 Software licensed to Groundwater Stats Consulting. UG
Hollow symbols indicate censored values.

Time Series

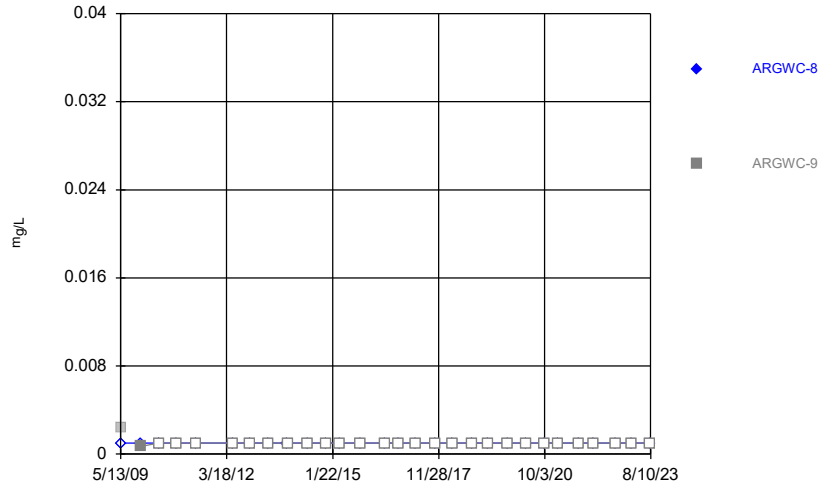

Constituent: Silver Analysis Run 10/13/2023 2:09 PM View: Desc.
Plant Arkwright Client: Southern Company Data: Arkwright No 3

Sanitas™ v.10.0.06 Software licensed to Groundwater Stats Consulting. UG

Time Series

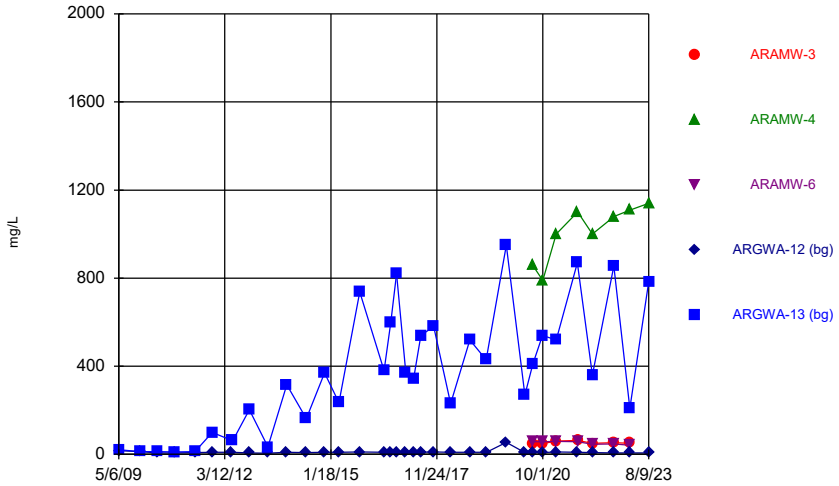

Constituent: Sulfate Analysis Run 10/13/2023 2:10 PM View: Desc.
Plant Arkwright Client: Southern Company Data: Arkwright No 3

Sanitas™ v.10.0.06 Software licensed to Groundwater Stats Consulting. UG
Hollow symbols indicate censored values.

Time Series

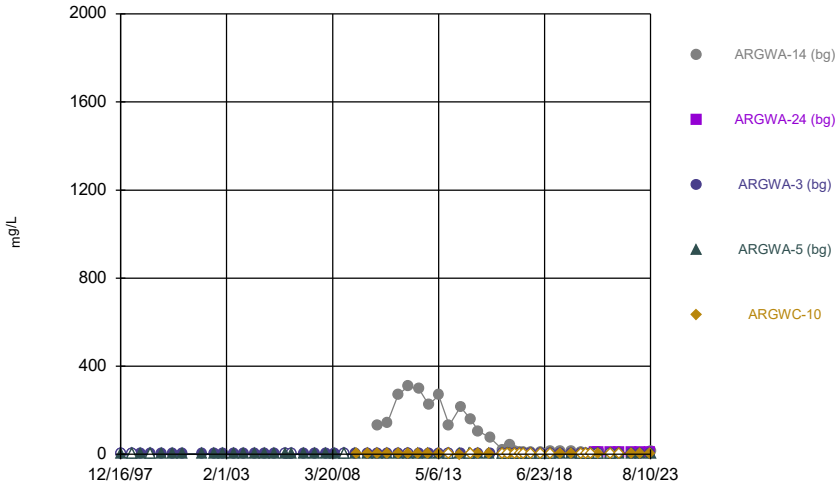

Constituent: Sulfate Analysis Run 10/13/2023 2:10 PM View: Desc.
Plant Arkwright Client: Southern Company Data: Arkwright No 3

Sanitas™ v.10.0.06 Software licensed to Groundwater Stats Consulting. UG

Time Series

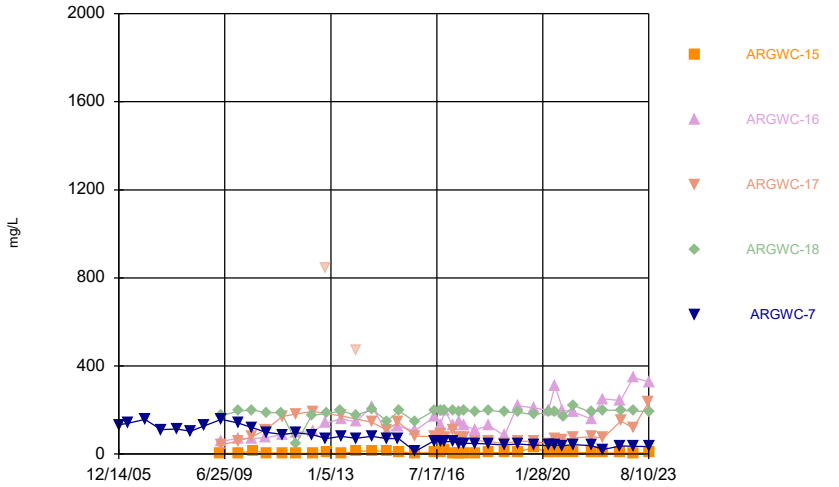

Constituent: Sulfate Analysis Run 10/13/2023 2:10 PM View: Desc.
Plant Arkwright Client: Southern Company Data: Arkwright No 3

Sanitas™ v.10.0.06 Software licensed to Groundwater Stats Consulting. UG
Hollow symbols indicate censored values.

Time Series

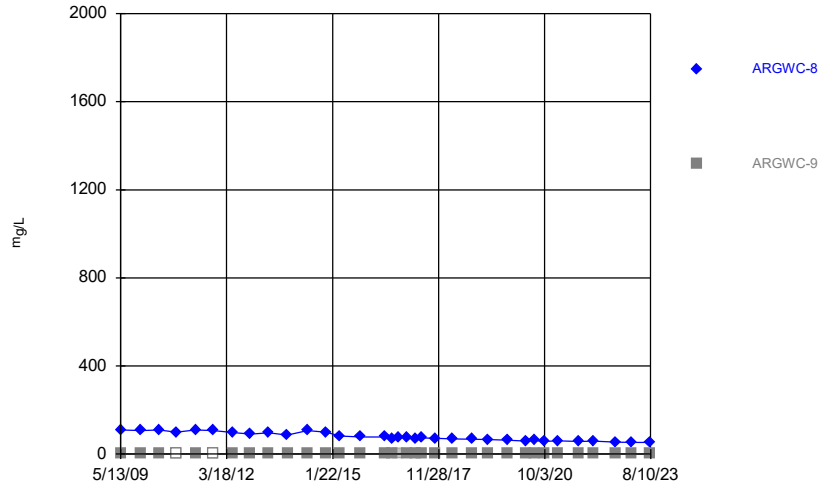

Constituent: Sulfate Analysis Run 10/13/2023 2:10 PM View: Desc.
Plant Arkwright Client: Southern Company Data: Arkwright No 3

Sanitas™ v.10.0.06 Software licensed to Groundwater Stats Consulting. UG
Hollow symbols indicate censored values.

Time Series

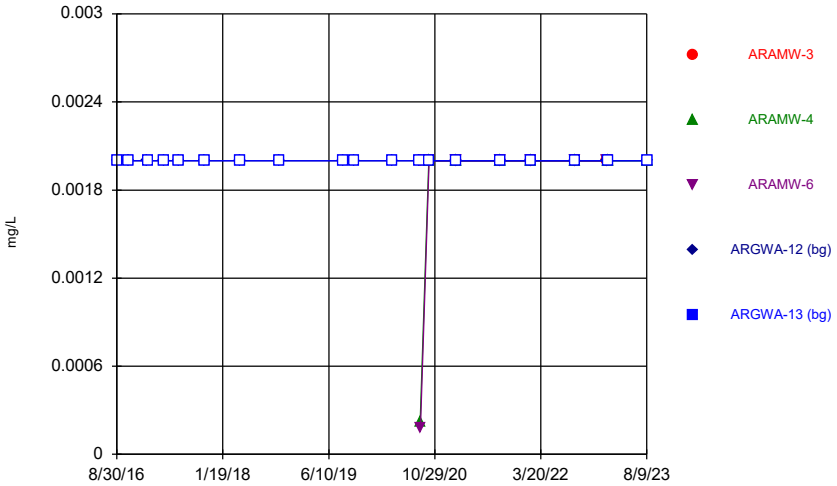

Constituent: Thallium Analysis Run 10/13/2023 2:10 PM View: Desc.
Plant Arkwright Client: Southern Company Data: Arkwright No 3

Sanitas™ v.10.0.06 Software licensed to Groundwater Stats Consulting. UG
Hollow symbols indicate censored values.

Time Series

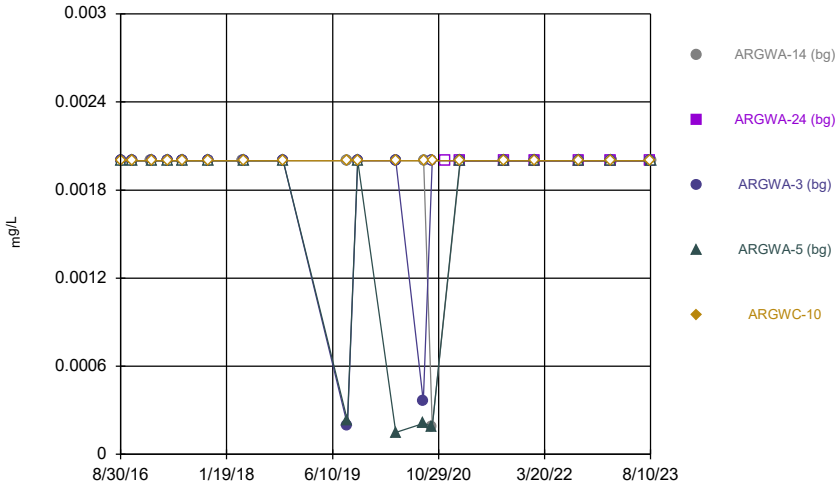

Constituent: Thallium Analysis Run 10/13/2023 2:10 PM View: Desc.
Plant Arkwright Client: Southern Company Data: Arkwright No 3

Sanitas™ v.10.0.06 Software licensed to Groundwater Stats Consulting. UG
Hollow symbols indicate censored values.

Time Series

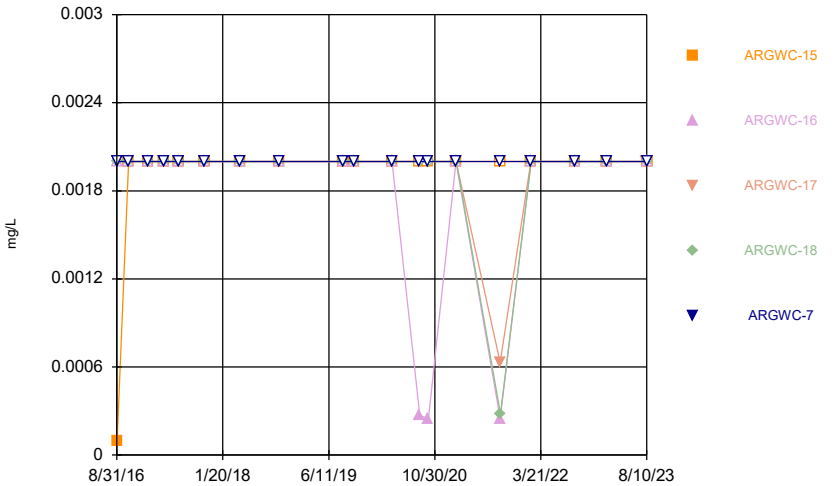

Constituent: Thallium Analysis Run 10/13/2023 2:10 PM View: Desc.
Plant Arkwright Client: Southern Company Data: Arkwright No 3

Sanitas™ v.10.0.06 Software licensed to Groundwater Stats Consulting. UG
Hollow symbols indicate censored values.

Time Series

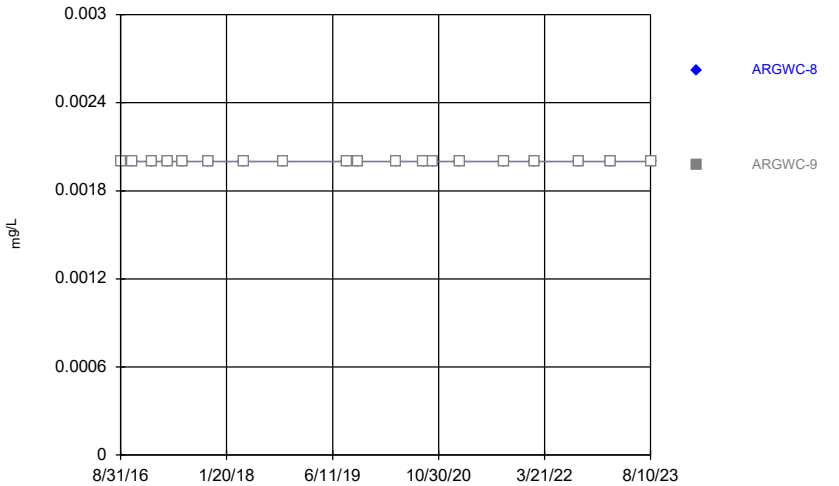

Constituent: Thallium Analysis Run 10/13/2023 2:10 PM View: Desc.
Plant Arkwright Client: Southern Company Data: Arkwright No 3

Sanitas™ v.10.0.06 Software licensed to Groundwater Stats Consulting. UG

Time Series

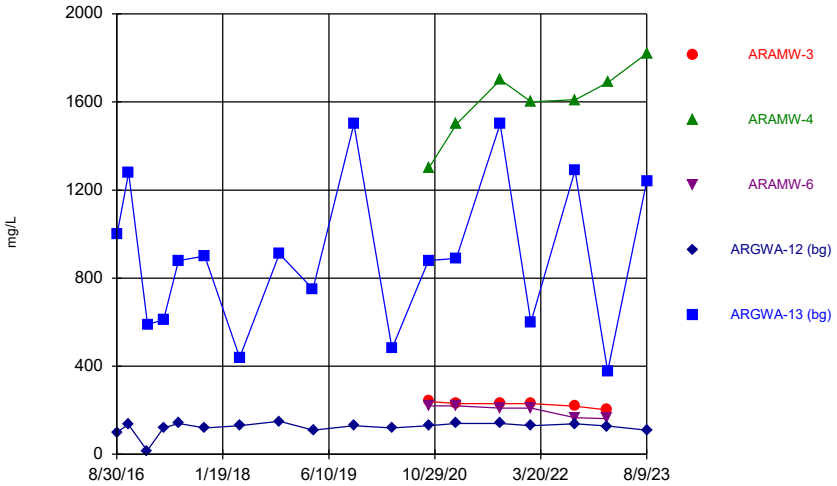

Constituent: Total Dissolved Solids Analysis Run 10/13/2023 2:10 PM View: Desc.
Plant Arkwright Client: Southern Company Data: Arkwright No 3

Sanitas™ v.10.0.06 Software licensed to Groundwater Stats Consulting. UG

Time Series

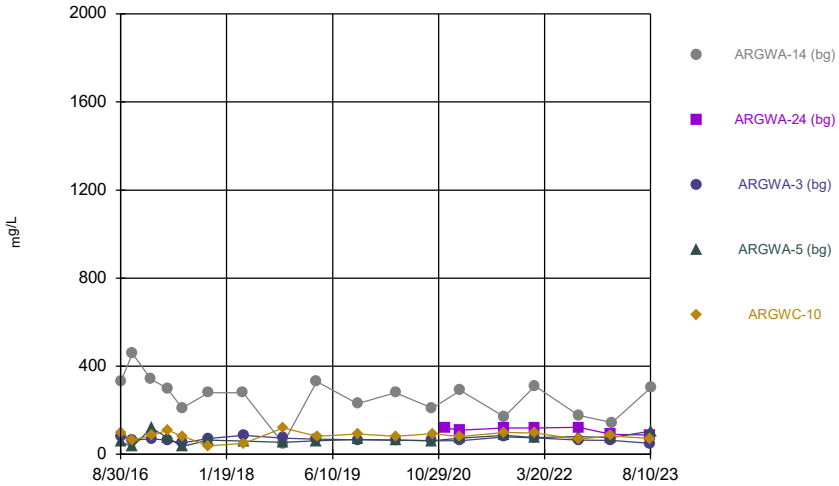

Constituent: Total Dissolved Solids Analysis Run 10/13/2023 2:10 PM View: Desc.
Plant Arkwright Client: Southern Company Data: Arkwright No 3

Sanitas™ v.10.0.06 Software licensed to Groundwater Stats Consulting. UG

Time Series

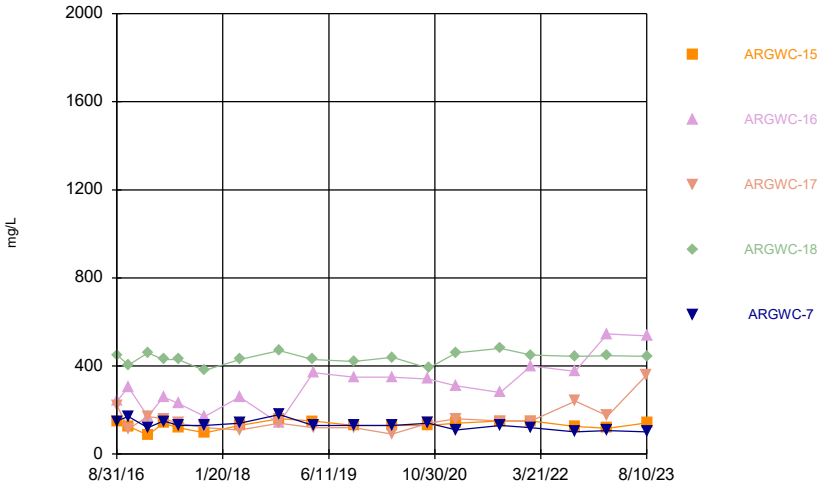

Constituent: Total Dissolved Solids Analysis Run 10/13/2023 2:10 PM View: Desc.
Plant Arkwright Client: Southern Company Data: Arkwright No 3

Sanitas™ v.10.0.06 Software licensed to Groundwater Stats Consulting. UG

Time Series

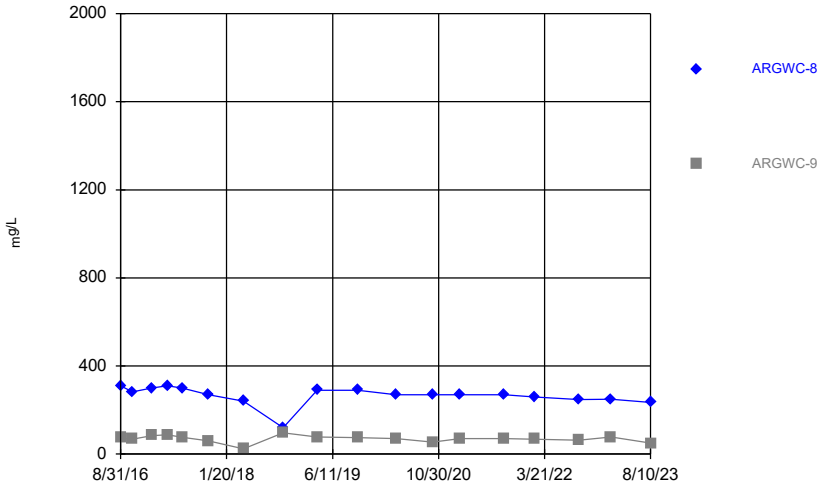

Constituent: Total Dissolved Solids Analysis Run 10/13/2023 2:10 PM View: Desc.
Plant Arkwright Client: Southern Company Data: Arkwright No 3

Time Series

Constituent: Antimony (mg/L) Analysis Run 10/13/2023 2:12 PM View: Desc.

Plant Arkwright Client: Southern Company Data: Arkwright No 3

	ARAMW-3	ARAMW-4	ARAMW-6	ARGWA-12 (bg)	ARGWA-13 (bg)
8/30/2016				<0.003	
8/31/2016					<0.003
10/24/2016				<0.003	
10/25/2016					<0.003
1/23/2017				<0.003	
1/24/2017					<0.003
4/11/2017				<0.003	<0.003
6/21/2017				<0.003	<0.003
10/25/2017				<0.003	<0.003
4/9/2018					<0.003
4/10/2018				<0.003	
10/16/2018				<0.003	<0.003
8/19/2019					<0.003
8/20/2019				<0.003	
10/8/2019				<0.003	<0.003
4/7/2020				<0.003	<0.003
8/18/2020				<0.003	<0.003
8/20/2020	<0.003	<0.003			
8/21/2020			<0.003		
9/7/2021				<0.003	<0.003
9/8/2021		<0.003			
9/9/2021	<0.003		<0.003		
2/1/2022				<0.003	<0.003
2/2/2022	<0.003	<0.003	<0.003		
8/30/2022				<0.003	
8/31/2022	<0.003		<0.003		<0.003
9/2/2022		<0.003			
2/2/2023	<0.003		<0.003	<0.003	
2/3/2023					<0.003
2/7/2023		<0.003			
8/9/2023		<0.003		<0.003	0.00139 (J)

ND substitution: RL or RL/2 if <15% NDs.

Time Series

Constituent: Antimony (mg/L) Analysis Run 10/13/2023 2:12 PM View: Desc.

Plant Arkwright Client: Southern Company Data: Arkwright No 3

	ARGWA-14 (bg)	ARGWA-24 (bg)	ARGWA-3 (bg)	ARGWA-5 (bg)	ARGWC-10
8/30/2016				<0.003	
8/31/2016	0.0017 (J)		<0.003		
9/1/2016					<0.003
10/25/2016	<0.003		<0.003	<0.003	<0.003
1/23/2017	<0.003				
1/24/2017			<0.003	<0.003	
1/27/2017					<0.003
4/11/2017	<0.003		<0.003	<0.003	
4/12/2017					<0.003
6/20/2017	<0.003		<0.003	<0.003	
6/22/2017					<0.003
10/25/2017	<0.003		<0.003	<0.003	
10/26/2017					<0.003
4/9/2018	<0.003				
4/10/2018			<0.003	<0.003	
4/11/2018					<0.003
10/16/2018	<0.003		<0.003	<0.003	
10/17/2018					<0.003
8/20/2019			<0.003	<0.003	
8/21/2019	0.00064 (J)				<0.003
10/7/2019	<0.003				
10/8/2019			<0.003	<0.003	
10/9/2019					<0.003
4/6/2020	<0.003				
4/7/2020			<0.003	<0.003	
4/8/2020					0.00094 (J)
8/18/2020			<0.003	<0.003	
8/19/2020	<0.003				<0.003
12/1/2020		<0.003			
2/9/2021		<0.003			
9/8/2021	<0.003	<0.003	<0.003	<0.003	
9/10/2021					<0.003
2/1/2022		<0.003	<0.003	<0.003	
2/2/2022	<0.003				<0.003
8/30/2022				<0.003	
8/31/2022	<0.003	<0.003	<0.003		<0.003
2/2/2023		<0.003			<0.003
2/3/2023			<0.003	<0.003	
2/7/2023	<0.003				
8/9/2023		<0.003	<0.003		<0.003
8/10/2023	<0.003			<0.003	

ND substitution: RL or RL/2 if <15% NDs.

Time Series

Constituent: Antimony (mg/L) Analysis Run 10/13/2023 2:12 PM View: Desc.

Plant Arkwright Client: Southern Company Data: Arkwright No 3

	ARGWC-15	ARGWC-16	ARGWC-17	ARGWC-18	ARGWC-7
8/31/2016					<0.003
9/1/2016		<0.003	<0.003	<0.003	
9/2/2016	<0.003				
10/25/2016		<0.003	<0.003		0.0013 (J)
10/26/2016	<0.003			<0.003	
1/26/2017	<0.003	<0.003	<0.003		<0.003
1/27/2017				<0.003	
4/11/2017		<0.003	<0.003		
4/12/2017	<0.003			<0.003	<0.003
6/21/2017	<0.003	<0.003	<0.003	<0.003	
6/22/2017					<0.003
10/25/2017				<0.003	<0.003
10/26/2017	<0.003	<0.003	<0.003		
4/10/2018	<0.003	<0.003	<0.003		<0.003
4/11/2018				<0.003	
10/16/2018		<0.003			
10/17/2018	<0.003		<0.003	<0.003	<0.003
8/20/2019		<0.003			
8/21/2019	<0.003		<0.003	<0.003	<0.003
10/8/2019	<0.003				
10/9/2019		<0.003	<0.003	<0.003	<0.003
4/8/2020	<0.003	<0.003	<0.003		<0.003
4/9/2020				<0.003	
8/18/2020			<0.003		<0.003
8/19/2020	<0.003	<0.003			
8/20/2020				<0.003	
9/8/2021	<0.003	<0.003	<0.003		
9/9/2021				<0.003	
9/10/2021					<0.003
2/2/2022			<0.003		
2/3/2022	<0.003	<0.003		<0.003	<0.003
8/31/2022	<0.003	<0.003			<0.003
9/2/2022			<0.003	<0.003	
2/2/2023		<0.003		<0.003	<0.003
2/3/2023	<0.003		<0.003		
8/9/2023			<0.003		
8/10/2023	<0.003	<0.003		<0.003	<0.003

ND substitution: RL or RL/2 if <15% NDs.

Time Series

Constituent: Antimony (mg/L) Analysis Run 10/13/2023 2:12 PM View: Desc.

Plant Arkwright Client: Southern Company Data: Arkwright No 3

	ARGWC-8	ARGWC-9
8/31/2016	<0.003	<0.003
10/25/2016		<0.003
10/26/2016	<0.003	
1/26/2017	<0.003	<0.003
4/12/2017	<0.003	<0.003
6/21/2017	<0.003	
6/22/2017		<0.003
10/25/2017		<0.003
10/26/2017	<0.003	
4/11/2018	<0.003	<0.003
10/17/2018	<0.003	<0.003
8/21/2019	<0.003	<0.003
10/9/2019	<0.003	0.00048 (J)
4/9/2020	<0.003	<0.003
8/19/2020		<0.003
8/20/2020	<0.003	
9/9/2021	<0.003	<0.003
2/2/2022	<0.003	<0.003
8/31/2022	<0.003	<0.003
2/2/2023	<0.003	<0.003
8/10/2023	<0.003	<0.003

ND substitution: RL or RL/2 if <15% NDs.

Time Series

Constituent: Arsenic (mg/L) Analysis Run 10/13/2023 2:12 PM View: Desc.

Plant Arkwright Client: Southern Company Data: Arkwright No 3

	ARAMW-3	ARAMW-4	ARAMW-6	ARGWA-12 (bg)	ARGWA-13 (bg)
5/6/2009				<0.005	
5/7/2009					0.0013
12/3/2009				<0.005	<0.005
5/25/2010				<0.005	<0.005
11/9/2010				<0.005	
11/10/2010					<0.005
5/24/2011				<0.005	
5/25/2011					<0.005
11/10/2011				<0.005	<0.005
5/18/2012				<0.005	
5/30/2012					<0.005
11/9/2012				<0.005	<0.005
5/8/2013				<0.005	
5/9/2013					<0.005
11/6/2013				<0.005	
11/11/2013					<0.005
5/20/2014				<0.005	
5/21/2014					<0.005
11/18/2014				<0.005	<0.005
4/7/2015					<0.005
4/14/2015				<0.005	
10/28/2015					<0.005
10/29/2015				<0.005	
6/23/2016				<0.005	<0.005
8/30/2016				<0.005	
8/31/2016					<0.005
10/24/2016				<0.005	
10/25/2016					<0.005
1/23/2017				<0.005	
1/24/2017					<0.005
4/11/2017				0.00076 (J)	0.00063 (J)
6/21/2017				<0.005	<0.005
10/25/2017				<0.005	<0.005
4/9/2018					<0.005
4/10/2018				<0.005	
10/16/2018				<0.005	0.00055 (J)
3/26/2019					0.00089 (J)
3/27/2019				0.00049 (J)	
8/19/2019					0.00045 (J)
8/20/2019				0.00046 (J)	
10/8/2019				<0.005	<0.005
4/7/2020				<0.005	<0.005
8/18/2020				<0.005	<0.005
8/20/2020	<0.005	0.00034 (J)			
8/21/2020			<0.005		
9/29/2020				<0.005	<0.005
9/30/2020	<0.005	0.00039 (J)			
10/1/2020			<0.005		
2/9/2021			<0.005	<0.005	<0.005
2/10/2021	<0.005	<0.005			
9/7/2021				<0.005	<0.005
9/8/2021		<0.005			

ND substitution: RL or RL/2 if <15% NDs.

Time Series

Constituent: Arsenic (mg/L) Analysis Run 10/13/2023 2:12 PM View: Desc.

Plant Arkwright Client: Southern Company Data: Arkwright No 3

	ARAMW-3	ARAMW-4	ARAMW-6	ARGWA-12 (bg)	ARGWA-13 (bg)
9/9/2021	<0.005		<0.005		
2/1/2022				<0.005	<0.005
2/2/2022	0.00034 (J)	0.00035 (J)	<0.005		
8/30/2022				<0.005	
8/31/2022	<0.005		<0.005		<0.005
9/2/2022		0.00339 (J)			
2/2/2023	<0.005		<0.005	<0.005	
2/3/2023					<0.005
2/7/2023		<0.005			
8/9/2023		0.00241 (J)		<0.005	<0.005

Time Series

Constituent: Arsenic (mg/L) Analysis Run 10/13/2023 2:12 PM View: Desc.

Plant Arkwright Client: Southern Company Data: Arkwright No 3

	ARGWA-14 (bg)	ARGWA-24 (bg)	ARGWA-3 (bg)	ARGWA-5 (bg)	ARGWC-10
12/16/1997			0.002	<0.005	
6/30/1998			0.0006	<0.005	
12/2/1998			0.0007	<0.005	
6/8/1999			<0.005	<0.005	
12/7/1999			<0.005	<0.005	
6/15/2000			<0.005	<0.005	
12/12/2000			0.000475	0.00032	
12/5/2001			<0.005	0.0003	
6/26/2002			0.000431	0.000939	
12/3/2002			<0.005	<0.005	
6/11/2003			<0.005	<0.005	
12/10/2003			<0.005	<0.005	
6/15/2004			<0.005	<0.005	
12/14/2004			<0.005	<0.005	
6/2/2005			<0.005	<0.005	
12/14/2005			<0.005	<0.005	
4/5/2006			<0.005	<0.005	
10/30/2006			<0.005	<0.005	
5/10/2007			0.0044	<0.005	
11/17/2007			<0.005	<0.005	
5/3/2008			<0.005	<0.005	
10/22/2008			<0.005	<0.005	
5/6/2009				<0.005	
5/7/2009			0.0028		
5/13/2009					0.0042 (o)
12/1/2009				<0.005	
12/3/2009					<0.005
12/4/2009			<0.005		
5/25/2010				<0.005	
5/26/2010					<0.005
6/1/2010			<0.005		
6/2/2010	<0.005				
11/9/2010				<0.005	<0.005
11/10/2010	<0.005		<0.005		
5/19/2011	<0.005				<0.005
5/24/2011				<0.005	
5/25/2011			<0.005		
11/9/2011	<0.005				
11/10/2011				<0.005	
11/11/2011					<0.005
11/12/2011			<0.005		
5/17/2012					<0.005
5/18/2012				<0.005	
5/30/2012	0.0026 (J)				
5/31/2012			<0.005		
11/9/2012				<0.005	<0.005
11/11/2012	<0.005		<0.005		
5/7/2013					<0.005
5/8/2013				<0.005	
5/9/2013	<0.005				
5/13/2013			<0.005		
11/6/2013				<0.005	<0.005

ND substitution: RL or RL/2 if <15% NDs.

Time Series

Constituent: Arsenic (mg/L) Analysis Run 10/13/2023 2:12 PM View: Desc.

Plant Arkwright Client: Southern Company Data: Arkwright No 3

	ARGWA-14 (bg)	ARGWA-24 (bg)	ARGWA-3 (bg)	ARGWA-5 (bg)	ARGWC-10
11/11/2013	<0.005				
11/12/2013			<0.005		
5/20/2014				<0.005	<0.005
5/29/2014	0.005 (J)		<0.005		
11/17/2014				<0.005	
11/18/2014					<0.005
11/19/2014	<0.005				
4/7/2015				<0.005	<0.005
4/14/2015	<0.005		<0.005		
10/28/2015				<0.005	<0.005
11/3/2015			<0.005		
11/4/2015	<0.005				
6/23/2016	0.0026		<0.005	<0.005	<0.005
8/30/2016				<0.005	
8/31/2016	0.0032		<0.005		
9/1/2016					<0.005
10/25/2016	<0.005		<0.005	<0.005	<0.005
1/23/2017	0.00088 (J)				
1/24/2017			<0.005	<0.005	
1/27/2017					<0.005
4/11/2017	0.00095 (J)		0.00067 (J)	0.00077 (J)	
4/12/2017					<0.005
6/20/2017	0.00099 (J)		0.00064 (J)	0.00052 (J)	
6/22/2017					<0.005
10/25/2017	<0.005		<0.005	<0.005	
10/26/2017					<0.005
4/9/2018	<0.005				
4/10/2018			<0.005	<0.005	
4/11/2018					<0.005
10/16/2018	0.00083 (J)		<0.005	<0.005	
10/17/2018					<0.005
3/27/2019	0.0013		0.00055 (J)	0.00055 (J)	
3/28/2019					0.0011 (J)
8/20/2019			0.00045 (J)	0.00058 (J)	
8/21/2019	0.0013				0.0004 (J)
10/7/2019	0.00045 (J)				
10/8/2019			<0.005	<0.005	
10/9/2019					0.0019
4/6/2020	<0.005				
4/7/2020			<0.005	<0.005	
4/8/2020					<0.005
8/18/2020			<0.005	<0.005	
8/19/2020	<0.005				<0.005
9/29/2020	0.00038 (J)		<0.005	<0.005	
10/1/2020					<0.005
12/1/2020		<0.005			
2/9/2021		<0.005	<0.005	<0.005	<0.005
2/11/2021	<0.005				
9/8/2021	0.00034 (J)	<0.005	<0.005	<0.005	
9/10/2021					<0.005
2/1/2022		<0.005	<0.005	<0.005	
2/2/2022	0.00033 (J)				<0.005

ND substitution: RL or RL/2 if <15% NDs.

Time Series

Constituent: Arsenic (mg/L) Analysis Run 10/13/2023 2:12 PM View: Desc.

Plant Arkwright Client: Southern Company Data: Arkwright No 3

	ARGWA-14 (bg)	ARGWA-24 (bg)	ARGWA-3 (bg)	ARGWA-5 (bg)	ARGWC-10
8/30/2022				<0.005	
8/31/2022	<0.005	<0.005	<0.005		<0.005
2/2/2023		<0.005			<0.005
2/3/2023			<0.005	<0.005	
2/7/2023	<0.005				
8/9/2023		<0.005	<0.005		<0.005
8/10/2023	0.00349 (J)			0.00593	

ND substitution: RL or RL/2 if <15% NDs.

Time Series

Constituent: Arsenic (mg/L) Analysis Run 10/13/2023 2:12 PM View: Desc.

Plant Arkwright Client: Southern Company Data: Arkwright No 3

	ARGWC-15	ARGWC-16	ARGWC-17	ARGWC-18	ARGWC-7
12/14/2005					<0.005
4/5/2006					<0.005
10/30/2006					<0.005
5/10/2007					<0.005
11/17/2007					<0.005
5/2/2008					<0.005
10/22/2008					<0.005
5/5/2009	<0.005				
5/12/2009		0.003 (o)	<0.005	0.0025 (o)	
5/14/2009					<0.005
12/1/2009					<0.005
12/4/2009	<0.005		<0.005	<0.005	
12/5/2009		<0.005			
5/25/2010			<0.005	<0.005	
5/26/2010		<0.005			<0.005
6/1/2010	<0.005				
11/9/2010		<0.005	<0.005		
11/10/2010	<0.005			<0.005	<0.005
5/19/2011				<0.005	
5/24/2011		<0.005	<0.005		
5/25/2011	<0.005				<0.005
11/9/2011	<0.005				
11/11/2011					<0.005
11/12/2011		<0.005	<0.005	<0.005	
5/17/2012				<0.005	<0.005
5/30/2012		<0.005	<0.005		
5/31/2012	<0.005				
11/9/2012		<0.005	0.01 (o)		<0.005
11/10/2012	<0.005			<0.005	
5/7/2013				<0.005	
5/8/2013			<0.005		<0.005
5/13/2013	<0.005	<0.005			
11/5/2013				<0.005	<0.005
11/6/2013		<0.005	<0.005		
11/12/2013	<0.005				
5/20/2014			<0.005		
5/21/2014		<0.005			<0.005
5/28/2014	<0.005			<0.005	
11/17/2014		<0.005	<0.005		<0.005
11/19/2014				<0.005	
11/20/2014	<0.005				
4/7/2015		<0.005	<0.005		<0.005
4/14/2015	<0.005				
4/15/2015				<0.005	
10/28/2015		<0.005	<0.005		<0.005
10/29/2015				<0.005	
11/3/2015	<0.005				
6/23/2016	<0.005				<0.005
6/24/2016		<0.005	<0.005	<0.005	
8/31/2016					<0.005
9/1/2016		<0.005	<0.005	<0.005	
9/2/2016	0.00062 (J)				

ND substitution: RL or RL/2 if <15% NDs.

Time Series

Constituent: Arsenic (mg/L) Analysis Run 10/13/2023 2:12 PM View: Desc.

Plant Arkwright Client: Southern Company Data: Arkwright No 3

	ARGWC-15	ARGWC-16	ARGWC-17	ARGWC-18	ARGWC-7
10/25/2016		<0.005	<0.005		<0.005
10/26/2016	<0.005			<0.005	
1/26/2017	<0.005	<0.005	<0.005		<0.005
1/27/2017				<0.005	
4/11/2017		0.00067 (J)	0.00084 (J)		
4/12/2017	<0.005			<0.005	0.00078 (J)
6/21/2017	<0.005	<0.005	<0.005	<0.005	
6/22/2017					<0.005
10/25/2017				<0.005	<0.005
10/26/2017	<0.005	<0.005	0.00087 (J)		
4/10/2018	<0.005	<0.005	<0.005		<0.005
4/11/2018				<0.005	
10/16/2018		<0.005			
10/17/2018	<0.005		<0.005	0.00066 (J)	<0.005
3/27/2019	<0.005			<0.005	
3/28/2019		0.00057 (J)	<0.005		<0.005
8/20/2019		<0.005			
8/21/2019	0.00036 (J)		0.00044 (J)	0.00033 (J)	<0.005
10/8/2019	<0.005				
10/9/2019		0.001	0.0015	0.0016	0.0015
4/8/2020	<0.005	<0.005	<0.005		<0.005
4/9/2020				<0.005	
8/18/2020			<0.005		<0.005
8/19/2020	<0.005	<0.005			
8/20/2020				<0.005	
9/29/2020	<0.005	<0.005	<0.005		<0.005
9/30/2020				<0.005	
2/9/2021	<0.005	<0.005	<0.005		
2/10/2021				<0.005	<0.005
9/8/2021	<0.005	0.00031 (J)	0.00039 (J)		
9/9/2021				0.0004 (J)	
9/10/2021					<0.005
2/2/2022			0.00044 (J)		
2/3/2022	<0.005	<0.005		<0.005	<0.005
8/31/2022	<0.005	<0.005			<0.005
9/2/2022			<0.005	<0.005	
2/2/2023		<0.005		<0.005	<0.005
2/3/2023	<0.005		<0.005		
8/9/2023			<0.005		
8/10/2023	0.0024 (J)	0.00431 (J)		<0.005	0.0048 (J)

ND substitution: RL or RL/2 if <15% NDs.

Time Series

Constituent: Arsenic (mg/L) Analysis Run 10/13/2023 2:12 PM View: Desc.

Plant Arkwright Client: Southern Company Data: Arkwright No 3

	ARGWC-8	ARGWC-9
5/13/2009		0.0034 (o)
5/14/2009	<0.005	
12/3/2009	<0.005	<0.005
5/26/2010	<0.005	<0.005
11/9/2010	<0.005	<0.005
5/18/2011	<0.005	
5/19/2011		<0.005
11/11/2011	<0.005	<0.005
5/17/2012	<0.005	<0.005
11/9/2012	<0.005	<0.005
5/7/2013	<0.005	<0.005
11/5/2013	<0.005	
11/6/2013		<0.005
5/21/2014	<0.005	<0.005
11/18/2014	<0.005	<0.005
4/7/2015	<0.005	<0.005
10/28/2015	<0.005	<0.005
6/23/2016	<0.005	<0.005
8/31/2016	<0.005	<0.005
10/25/2016		<0.005
10/26/2016	<0.005	
1/26/2017	<0.005	<0.005
4/12/2017	0.00072 (J)	<0.005
6/21/2017	<0.005	
6/22/2017		<0.005
10/25/2017		<0.005
10/26/2017	<0.005	
4/11/2018	<0.005	<0.005
10/17/2018	0.00063 (J)	<0.005
3/28/2019	<0.005	0.00051 (J)
8/21/2019	0.00036 (J)	<0.005
10/9/2019	0.0014	0.0011
4/9/2020	<0.005	<0.005
8/19/2020		<0.005
8/20/2020	<0.005	
10/1/2020	<0.005	<0.005
2/10/2021	<0.005	<0.005
9/9/2021	<0.005	<0.005
2/2/2022	<0.005	<0.005
8/31/2022	<0.005	<0.005
2/2/2023	<0.005	<0.005
8/10/2023	0.00337 (J)	0.00457 (J)

ND substitution: RL or RL/2 if <15% NDs.

Time Series

Constituent: Barium (mg/L) Analysis Run 10/13/2023 2:12 PM View: Desc.

Plant Arkwright Client: Southern Company Data: Arkwright No 3

	ARAMW-3	ARAMW-4	ARAMW-6	ARGWA-12 (bg)	ARGWA-13 (bg)
5/6/2009				0.065	
5/7/2009					0.068
12/3/2009				0.062	0.044
5/25/2010				0.038 (o)	0.049
11/9/2010				0.059	
11/10/2010					0.052
5/24/2011				0.054	
5/25/2011					0.045
11/10/2011				0.063	0.11
5/18/2012				0.0646	
5/30/2012					0.0831
11/9/2012				0.081	0.13
5/8/2013				0.066	
5/9/2013					0.059
11/6/2013				0.074	
11/11/2013					0.12
5/20/2014				0.057	
5/21/2014					0.073
11/18/2014				0.069	0.072
4/7/2015					0.06
4/14/2015				0.067	
10/28/2015					0.057
10/29/2015				0.069	
6/23/2016				0.063	0.036
8/30/2016				0.062	
8/31/2016					0.041
10/24/2016				0.0674	
10/25/2016					0.0429
1/23/2017				0.069	
1/24/2017					0.025
4/11/2017				0.064	0.024
6/21/2017				0.074	0.034
10/25/2017				0.07	0.03
4/9/2018					0.023
4/10/2018				0.073	
10/16/2018				0.069	0.028
3/26/2019					0.029
3/27/2019				0.063	
8/19/2019					0.035
8/20/2019				0.075	
10/8/2019				0.078	0.042
4/7/2020				0.066	0.021
8/18/2020				0.079	0.025
8/20/2020	0.093	0.053			
8/21/2020			0.049		
9/29/2020				0.079	0.024
9/30/2020	0.094	0.053			
10/1/2020			0.044		
2/9/2021			0.041	0.076	0.022
2/10/2021	0.066	0.042			
9/7/2021				0.073	0.031
9/8/2021		0.037			

Time Series

Constituent: Barium (mg/L) Analysis Run 10/13/2023 2:12 PM View: Desc.

Plant Arkwright Client: Southern Company Data: Arkwright No 3

	ARAMW-3	ARAMW-4	ARAMW-6	ARGWA-12 (bg)	ARGWA-13 (bg)
9/9/2021	0.066		0.038		
2/1/2022				0.079	0.018
2/2/2022	0.067	0.036	0.041		
8/30/2022				0.085	
8/31/2022	0.0619		0.04		0.0262
9/2/2022		0.0374			
2/2/2023	0.0559		0.0394	0.087	
2/3/2023					0.0166
2/7/2023		0.0364			
8/9/2023		0.0372		0.1	0.0299

Time Series

Constituent: Barium (mg/L) Analysis Run 10/13/2023 2:12 PM View: Desc.

Plant Arkwright Client: Southern Company Data: Arkwright No 3

	ARGWA-14 (bg)	ARGWA-24 (bg)	ARGWA-3 (bg)	ARGWA-5 (bg)	ARGWC-10
12/16/1997			2.12 (o)	0.032	
6/30/1998			0.177	0.028	
12/2/1998			0.115	0.032	
6/8/1999			0.074	0.0287	
12/7/1999			0.043	0.034	
6/15/2000			0.113	0.034	
12/12/2000			0.059	0.027	
12/5/2001			0.052	0.027	
6/26/2002			0.087	0.032	
12/3/2002			0.043	0.023	
6/11/2003			0.24	0.04	
12/10/2003			0.03	0.024	
6/15/2004			0.028	0.021	
12/14/2004			0.017	0.025	
6/2/2005			0.019	0.025	
12/14/2005			0.02	0.026	
4/5/2006			0.019	0.027	
10/30/2006			<0.001 (o)	0.027	
5/10/2007			0.017	0.024	
11/17/2007			0.015	0.026	
5/3/2008			0.017	0.022	
10/22/2008			0.11	0.027	
5/6/2009				0.023	
5/7/2009			0.13		
5/13/2009					0.15 (o)
12/1/2009				0.033	
12/3/2009					0.03
12/4/2009			0.019		
5/25/2010				0.03	
5/26/2010					0.029
6/1/2010			0.027		
6/2/2010	0.046				
11/9/2010				0.033	0.029
11/10/2010	0.057		0.025		
5/19/2011	0.048				0.027
5/24/2011				0.027	
5/25/2011			0.015		
11/9/2011	0.045				
11/10/2011				0.032	
11/11/2011					0.031
11/12/2011			0.021		
5/17/2012					0.0299
5/18/2012				0.0311	
5/30/2012	0.0519				
5/31/2012			0.0222		
11/9/2012				0.034	0.03
11/11/2012	0.051		0.022		
5/7/2013					0.028
5/8/2013				0.026	
5/9/2013	0.056				
5/13/2013			0.019		
11/6/2013				0.028	0.033

Time Series

Constituent: Barium (mg/L) Analysis Run 10/13/2023 2:12 PM View: Desc.

Plant Arkwright Client: Southern Company Data: Arkwright No 3

	ARGWA-14 (bg)	ARGWA-24 (bg)	ARGWA-3 (bg)	ARGWA-5 (bg)	ARGWC-10
11/11/2013	0.041				
11/12/2013			0.025		
5/20/2014				0.027	0.029
5/29/2014	0.051		0.024		
11/17/2014				0.029	
11/18/2014					0.029
11/19/2014	0.051				
4/7/2015				0.024	0.028
4/14/2015	0.043		0.022		
10/28/2015				0.028	0.029
11/3/2015			0.022		
11/4/2015	0.042				
6/23/2016	0.084		0.019	0.025	0.028
8/30/2016				0.026	
8/31/2016	0.076		0.018		
9/1/2016					0.027
10/25/2016	0.039		0.016	0.0293	0.0296
1/23/2017	0.044				
1/24/2017			0.017	0.028	
1/27/2017					0.035
4/11/2017	0.038		0.016	0.024	
4/12/2017					0.031
6/20/2017	0.057		0.02	0.027	
6/22/2017					0.035
10/25/2017	0.05		0.019	0.03	
10/26/2017					0.032
4/9/2018	0.049				
4/10/2018			0.019	0.028	
4/11/2018					0.034
10/16/2018	0.06		0.018	0.027	
10/17/2018					0.031
3/27/2019	0.054		0.019	0.024	
3/28/2019					0.031
8/20/2019			0.02	0.029	
8/21/2019	0.031				0.035
10/7/2019	0.033				
10/8/2019			0.02	0.03	
10/9/2019					0.031
4/6/2020	0.051				
4/7/2020			0.018	0.02	
4/8/2020					0.031
8/18/2020			0.021	0.031	
8/19/2020	0.041				0.034
9/29/2020	0.062		0.019	0.03	
10/1/2020					0.032
12/1/2020		0.038			
2/9/2021		0.036	0.017	0.028	0.031
2/11/2021	0.066				
9/8/2021	0.037	0.039	0.018	0.033	
9/10/2021					0.031
2/1/2022		0.04	0.018	0.033	
2/2/2022	0.062				0.034

Time Series

Constituent: Barium (mg/L) Analysis Run 10/13/2023 2:12 PM View: Desc.

Plant Arkwright Client: Southern Company Data: Arkwright No 3

	ARGWA-14 (bg)	ARGWA-24 (bg)	ARGWA-3 (bg)	ARGWA-5 (bg)	ARGWC-10
8/30/2022				0.0446	
8/31/2022	0.074	0.0412	0.0181		0.0345
2/2/2023		0.0392			0.034
2/3/2023			0.0177	0.0484	
2/7/2023	0.0376				
8/9/2023		0.039	0.0191		0.0363
8/10/2023	0.0465			0.0638	

Time Series

Constituent: Barium (mg/L) Analysis Run 10/13/2023 2:12 PM View: Desc.

Plant Arkwright Client: Southern Company Data: Arkwright No 3

	ARGWC-15	ARGWC-16	ARGWC-17	ARGWC-18	ARGWC-7
12/14/2005					0.027
4/5/2006					0.029
10/30/2006					0.028
5/10/2007					0.025
11/17/2007					0.026
5/2/2008					0.026
10/22/2008					0.033
5/5/2009	0.042				
5/12/2009		0.16 (o)	0.048	0.055	
5/14/2009					0.035
12/1/2009					0.031
12/4/2009	0.051		0.055	0.036	
12/5/2009		0.062			
5/25/2010			0.063	0.033	
5/26/2010		0.065			0.025
6/1/2010	0.055				
11/9/2010		0.065	0.11		
11/10/2010	0.041			0.038	0.027
5/19/2011				0.028	
5/24/2011		0.062	0.11		
5/25/2011	0.035				0.022
11/9/2011	0.035				
11/11/2011					0.027
11/12/2011		0.067	0.086	0.092 (o)	
5/17/2012				0.0427	0.0265
5/30/2012		0.0767	0.0586		
5/31/2012	0.0372				
11/9/2012		0.093	0.4 (o)		0.028
11/10/2012	0.044			0.038	
5/7/2013				0.03	
5/8/2013			0.054		0.026
5/13/2013	0.2 (o)	0.093			
11/5/2013				0.087 (o)	0.027
11/6/2013		0.068	0.043		
11/12/2013	0.035				
5/20/2014			0.051		
5/21/2014		0.072			0.028
5/28/2014	0.038			0.032	
11/17/2014		0.05	0.049		0.031
11/19/2014				0.058	
11/20/2014	0.037				
4/7/2015		0.055	0.043		0.029
4/14/2015	0.035				
4/15/2015				0.039	
10/28/2015		0.054	0.047		0.032
10/29/2015				0.04	
11/3/2015	0.038				
6/23/2016	0.028				0.031
6/24/2016		0.056	0.044	0.034	
8/31/2016					0.03
9/1/2016		0.051	0.046	0.033	
9/2/2016	0.074				

Time Series

Constituent: Barium (mg/L) Analysis Run 10/13/2023 2:12 PM View: Desc.

Plant Arkwright Client: Southern Company Data: Arkwright No 3

	ARGWC-15	ARGWC-16	ARGWC-17	ARGWC-18	ARGWC-7
10/25/2016		0.0637	0.0436		0.0317
10/26/2016	0.0408			0.0339	
1/26/2017	0.038	0.055	0.051		0.035
1/27/2017				0.037	
4/11/2017		0.055	0.043		
4/12/2017	0.03			0.032	0.034
6/21/2017	0.028	0.054	0.043	0.036	
6/22/2017					0.038
10/25/2017				0.041	0.038
10/26/2017	0.029	0.046	0.038		
4/10/2018	0.032	0.056	0.046		0.038
4/11/2018				0.04	
10/16/2018		0.039			
10/17/2018	0.028		0.043	0.039	0.038
3/27/2019	0.032			0.033	
3/28/2019		0.054	0.045		0.038
8/20/2019		0.046			
8/21/2019	0.033		0.05	0.036	0.041
10/8/2019	0.031				
10/9/2019		0.057	0.049	0.039	0.046
4/8/2020	0.03	0.042	0.045		0.039
4/9/2020				0.041	
8/18/2020			0.062		0.044
8/19/2020	0.028	0.045			
8/20/2020				0.041	
9/29/2020	0.03	0.042	0.056		0.042
9/30/2020				0.041	
2/9/2021	0.029	0.044	0.051		
2/10/2021				0.038	0.041
9/8/2021	0.043	0.035	0.058		
9/9/2021				0.046	
9/10/2021					0.045
2/2/2022			0.062		
2/3/2022	0.03	0.047		0.043	0.051
8/31/2022	0.0325	0.0383			0.0505
9/2/2022			0.0727	0.0369	
2/2/2023		0.0468		0.0387	0.0518
2/3/2023	0.0287		0.0572		
8/9/2023			0.0861		
8/10/2023	0.037	0.0381		0.0415	0.054

Time Series

Constituent: Barium (mg/L) Analysis Run 10/13/2023 2:12 PM View: Desc.

Plant Arkwright Client: Southern Company Data: Arkwright No 3

	ARGWC-8	ARGWC-9
5/13/2009		0.14 (o)
5/14/2009	0.039	
12/3/2009	0.036	0.032
5/26/2010	0.036	0.031
11/9/2010	0.038	0.03
5/18/2011	0.032	
5/19/2011		0.028
11/11/2011	0.036	0.032
5/17/2012	0.0353	0.0319
11/9/2012	0.038	0.036
5/7/2013	0.037	0.035
11/5/2013	0.037	
11/6/2013		0.043
5/21/2014	0.037	0.042
11/18/2014	0.038	0.044
4/7/2015	0.045	0.043
10/28/2015	0.042	0.045
6/23/2016	0.039	0.043
8/31/2016	0.037	0.042
10/25/2016		0.0455
10/26/2016	0.0423	
1/26/2017	0.046	0.048
4/12/2017	0.041	0.045
6/21/2017	0.049	
6/22/2017		0.055
10/25/2017		0.049
10/26/2017	0.046	
4/11/2018	0.048	0.052
10/17/2018	0.045	0.046
3/28/2019	0.045	0.047
8/21/2019	0.052	0.045
10/9/2019	0.049	0.041
4/9/2020	0.045	0.044
8/19/2020		0.046
8/20/2020	0.053	
10/1/2020	0.052	0.045
2/10/2021	0.049	0.038
9/9/2021	0.051	0.038
2/2/2022	0.059	0.04
8/31/2022	0.0571	0.0391
2/2/2023	0.0554	0.0391
8/10/2023	0.0603	0.0401

Time Series

Constituent: Beryllium (mg/L) Analysis Run 10/13/2023 2:12 PM View: Desc.

Plant Arkwright Client: Southern Company Data: Arkwright No 3

	ARAMW-3	ARAMW-4	ARAMW-6	ARGWA-12 (bg)	ARGWA-13 (bg)
8/30/2016				<0.0005	
8/31/2016					<0.0005
10/24/2016				<0.0005	
10/25/2016					<0.0005
1/23/2017				<0.0005	
1/24/2017					<0.0005
4/11/2017				<0.0005	<0.0005
6/21/2017				<0.0005	<0.0005
10/25/2017				<0.0005	<0.0005
4/9/2018					<0.0005
4/10/2018				<0.0005	
10/16/2018				<0.0005	<0.0005
8/19/2019					<0.0005
8/20/2019				<0.0005	
10/8/2019				<0.0005	<0.0005
4/7/2020				<0.0005	<0.0005
8/18/2020				<0.0005	<0.0005
8/20/2020	<0.0005	<0.0005			
8/21/2020			<0.0005		
9/29/2020				<0.0005	<0.0005
9/30/2020	<0.0005	<0.0005			
10/1/2020			<0.0005		
2/9/2021			<0.0005	<0.0005	<0.0005
2/10/2021	<0.0005	<0.0005			
9/7/2021				<0.0005	<0.0005
9/8/2021		<0.0005			
9/9/2021	<0.0005		<0.0005		
2/1/2022				<0.0005	<0.0005
2/2/2022	<0.0005	<0.0005	<0.0005		
8/30/2022				<0.0005	
8/31/2022	<0.0005		<0.0005		<0.0005
9/2/2022		<0.0005			
2/2/2023	<0.0005		<0.0005	<0.0005	
2/3/2023					<0.0005
2/7/2023		<0.0005			
8/9/2023		<0.0005		<0.0005	<0.0005

ND substitution: RL or RL/2 if <15% NDs.

Time Series

Constituent: Beryllium (mg/L) Analysis Run 10/13/2023 2:12 PM View: Desc.

Plant Arkwright Client: Southern Company Data: Arkwright No 3

	ARGWA-14 (bg)	ARGWA-24 (bg)	ARGWA-3 (bg)	ARGWA-5 (bg)	ARGWC-10
8/30/2016				<0.0005	
8/31/2016	<0.0005		<0.0005		
9/1/2016					<0.0005
10/25/2016	<0.0005		<0.0005	<0.0005	<0.0005
1/23/2017	<0.0005				
1/24/2017			<0.0005	<0.0005	
1/27/2017					<0.0005
4/11/2017	<0.0005		<0.0005	<0.0005	
4/12/2017					<0.0005
6/20/2017	<0.0005		<0.0005	<0.0005	
6/22/2017					<0.0005
10/25/2017	<0.0005		<0.0005	<0.0005	
10/26/2017					<0.0005
4/9/2018	<0.0005				
4/10/2018			<0.0005	<0.0005	
4/11/2018					<0.0005
10/16/2018	<0.0005		<0.0005	<0.0005	
10/17/2018					<0.0005
8/20/2019			0.00025 (J)	0.00035 (J)	
8/21/2019	<0.0005				<0.0005
10/7/2019	<0.0005				
10/8/2019			<0.0005	0.00041 (J)	
10/9/2019					<0.0005
4/6/2020	<0.0005				
4/7/2020			<0.0005	<0.0005	
4/8/2020					<0.0005
8/18/2020			<0.0005	<0.0005	
8/19/2020	<0.0005				<0.0005
9/29/2020	<0.0005		<0.0005	<0.0005	
10/1/2020					<0.0005
12/1/2020		<0.0005			
2/9/2021		<0.0005	<0.0005	<0.0005	<0.0005
2/11/2021	<0.0005				
9/8/2021	<0.0005	<0.0005	<0.0005	<0.0005	
9/10/2021					<0.0005
2/1/2022		<0.0005	<0.0005	<0.0005	
2/2/2022	<0.0005				<0.0005
8/30/2022				<0.0005	
8/31/2022	<0.0005	<0.0005	<0.0005		<0.0005
2/2/2023		<0.0005			<0.0005
2/3/2023			<0.0005	<0.0005	
2/7/2023	<0.0005				
8/9/2023		<0.0005	<0.0005		<0.0005
8/10/2023	<0.0005			<0.0005	

ND substitution: RL or RL/2 if <15% NDs.

Time Series

Constituent: Beryllium (mg/L) Analysis Run 10/13/2023 2:12 PM View: Desc.

Plant Arkwright Client: Southern Company Data: Arkwright No 3

	ARGWC-15	ARGWC-16	ARGWC-17	ARGWC-18	ARGWC-7
8/31/2016					<0.0005
9/1/2016		<0.0005	0.00034 (J)	<0.0005	
9/2/2016	<0.0005				
10/25/2016		<0.0005	0.0002 (J)		0.0001 (J)
10/26/2016	<0.0005			<0.0005	
1/26/2017	<0.0005	<0.0005	<0.0025		<0.0005
1/27/2017				<0.0005	
4/11/2017		<0.0005	<0.0025		
4/12/2017	<0.0005			<0.0005	<0.0005
6/21/2017	<0.0005	<0.0005	<0.0025	<0.0005	
6/22/2017					<0.0005
10/25/2017				<0.0005	<0.0005
10/26/2017	<0.0005	<0.0005	<0.0025		
4/10/2018	<0.0005	<0.0005	<0.0025		<0.0005
4/11/2018				<0.0005	
10/16/2018		<0.0005			
10/17/2018	<0.0005		<0.0025	<0.0005	<0.0005
8/20/2019		<0.0005			
8/21/2019	<0.0005		0.00025 (J)	<0.0005	<0.0005
10/8/2019	<0.0005				
10/9/2019		0.00027 (J)	0.00076 (J)	0.00034 (J)	0.00041 (J)
4/8/2020	<0.0005	<0.0005	0.00025 (J)		<0.0005
4/9/2020				<0.0005	
8/18/2020			0.00039 (J)		<0.0005
8/19/2020	<0.0005	<0.0005			
8/20/2020				<0.0005	
9/29/2020	<0.0005	<0.0005	0.0004 (J)		<0.0005
9/30/2020				<0.0005	
2/9/2021	<0.0005	<0.0005	<0.0025		
2/10/2021				<0.0005	<0.0005
9/8/2021	<0.0005	<0.0005	0.00037 (J)		
9/9/2021				<0.0005	
9/10/2021					<0.0005
2/2/2022			0.00051 (J)		
2/3/2022	<0.0005	<0.0005		<0.0005	<0.0005
8/31/2022	<0.0005	<0.0005			<0.0005
9/2/2022			0.000417 (J)	<0.0005	
2/2/2023		<0.0005		<0.0005	<0.0005
2/3/2023	<0.0005		0.00044 (J)		
8/9/2023			0.00049 (J)		
8/10/2023	<0.0005	<0.0005		<0.0005	<0.0005

ND substitution: RL or RL/2 if <15% NDs.

Time Series

Constituent: Beryllium (mg/L) Analysis Run 10/13/2023 2:12 PM View: Desc.

Plant Arkwright Client: Southern Company Data: Arkwright No 3

	ARGWC-8	ARGWC-9
8/31/2016	<0.0005	<0.0005
10/25/2016		<0.0005
10/26/2016	<0.0005	
1/26/2017	<0.0005	<0.0005
4/12/2017	<0.0005	<0.0005
6/21/2017	<0.0005	
6/22/2017		<0.0005
10/25/2017		<0.0005
10/26/2017	<0.0005	
4/11/2018	<0.0005	<0.0005
10/17/2018	<0.0005	<0.0005
8/21/2019	<0.0005	<0.0005
10/9/2019	0.00047 (J)	0.00037 (J)
4/9/2020	<0.0005	<0.0005
8/19/2020		<0.0005
8/20/2020	<0.0005	
10/1/2020	<0.0005	<0.0005
2/10/2021	<0.0005	<0.0005
9/9/2021	<0.0005	<0.0005
2/2/2022	<0.0005	<0.0005
8/31/2022	<0.0005	<0.0005
2/2/2023	<0.0005	<0.0005
8/10/2023	<0.0005	<0.0005

ND substitution: RL or RL/2 if <15% NDs.

Time Series

Constituent: Boron (mg/L) Analysis Run 10/13/2023 2:12 PM View: Desc.

Plant Arkwright Client: Southern Company Data: Arkwright No 3

	ARAMW-3	ARAMW-4	ARAMW-6	ARGWA-12 (bg)	ARGWA-13 (bg)
8/30/2016				0.032 (J)	
8/31/2016					0.1
10/24/2016				0.0406 (J)	
10/25/2016					0.204
1/23/2017				0.023 (J)	
1/24/2017					0.064
4/11/2017				0.025 (J)	0.081
6/21/2017				<0.08	0.13
10/25/2017				0.028 (J)	0.17
4/9/2018					0.059
4/10/2018				0.027 (J)	
10/16/2018				0.023 (J)	0.34
3/26/2019					0.32
3/27/2019				<0.08	
10/8/2019				<0.08	0.68
1/15/2020	1	0.32	0.96		
4/7/2020				<0.08	0.23
6/24/2020	0.99	0.4	1		
6/25/2020					0.32
6/26/2020				<0.08	
9/29/2020				<0.08	0.35
9/30/2020	1.1	0.36			
10/1/2020			1.1		
2/9/2021			0.85	<0.08	0.38
2/10/2021	0.99	0.4			
9/7/2021				<0.08	0.96
9/8/2021		0.45			
9/9/2021	1		0.8		
2/1/2022				<0.08	0.3
2/2/2022	0.99	0.43	0.68		
8/30/2022				0.0214	
8/31/2022	0.95		0.607		0.933
9/2/2022		0.477			
2/2/2023	0.903		0.558	0.0179	
2/3/2023					0.26
2/7/2023		0.495			
8/9/2023		0.523		0.0235	1.06

ND substitution: RL or RL/2 if <15% NDs.

Time Series

Constituent: Boron (mg/L) Analysis Run 10/13/2023 2:12 PM View: Desc.

Plant Arkwright Client: Southern Company Data: Arkwright No 3

	ARGWA-14 (bg)	ARGWA-24 (bg)	ARGWA-3 (bg)	ARGWA-5 (bg)	ARGWC-10
8/30/2016				<0.08	
8/31/2016	0.04 (J)		<0.015		
9/1/2016					<0.015
10/25/2016	0.065 (J)		0.0068 (J)	0.0073 (J)	<0.015
1/23/2017	0.031 (J)				
1/24/2017			<0.015	<0.08	
1/27/2017					<0.015
4/11/2017	0.043 (J)		<0.015	<0.08	
4/12/2017					<0.015
6/20/2017	0.029 (J)		<0.015	<0.08	
6/22/2017					<0.015
10/25/2017	0.041 (J)		<0.015	<0.08	
10/26/2017					0.026 (J)
4/9/2018	0.04 (J)				
4/10/2018			<0.015	<0.08	
4/11/2018					<0.015
10/16/2018	0.046 (J)		<0.015	<0.08	
10/17/2018					<0.015
3/27/2019	0.032 (J)		<0.015	<0.08	
3/28/2019					<0.015
10/7/2019	<0.08				
10/8/2019			<0.015	<0.08	
10/9/2019					<0.015
4/6/2020	0.041 (J)				
4/7/2020			<0.015	<0.08	
4/8/2020					<0.015
6/23/2020					0.053 (J)
6/25/2020	<0.08		<0.015	<0.08	
9/29/2020	0.039 (J)		<0.015	<0.08	
10/1/2020					0.082
12/1/2020		<0.08			
2/9/2021		<0.08	<0.015	<0.08	<0.015
2/11/2021	0.062 (J)				
9/8/2021	<0.08	<0.08	<0.015	<0.08	
9/10/2021					<0.015
2/1/2022		<0.08	<0.015	<0.08	
2/2/2022	<0.08				<0.015
8/30/2022				0.00855	
8/31/2022	0.0356	0.0151	0.00589		0.00863
2/2/2023		0.014 (J)			0.00561 (J)
2/3/2023			<0.015	0.0066 (J)	
2/7/2023	0.0145 (J)				
8/9/2023		0.0117 (J)	0.00594 (J)		<0.015
8/10/2023	0.0372			0.0139 (J)	

ND substitution: RL or RL/2 if <15% NDs.

Time Series

Constituent: Boron (mg/L) Analysis Run 10/13/2023 2:12 PM View: Desc.

Plant Arkwright Client: Southern Company Data: Arkwright No 3

	ARGWC-15	ARGWC-16	ARGWC-17	ARGWC-18	ARGWC-7
8/31/2016					0.14
9/1/2016		0.049 (J)	0.022 (J)	2.4	
9/2/2016	<0.08				
10/25/2016		0.042 (J)	0.0219 (J)		0.126
10/26/2016	0.0138 (J)			1.97	
1/26/2017	<0.08	0.059	<0.08		0.14
1/27/2017				2.6	
4/11/2017		0.045 (J)	<0.08		
4/12/2017	<0.08			2.4	0.12
6/21/2017	<0.08	0.045 (J)	<0.08	2.2	
6/22/2017					0.11
10/25/2017				2.5	0.12
10/26/2017	<0.08	0.054	0.023 (J)		
4/10/2018	<0.08	0.048 (J)	0.026 (J)		0.1
4/11/2018				2.7	
10/16/2018		0.048 (J)			
10/17/2018	<0.08		<0.08	2.2	0.084
3/27/2019	<0.08			2.3	
3/28/2019		0.08	0.022 (J)		0.087
10/8/2019	<0.08				
10/9/2019		0.065 (J)	<0.08	2.1	0.076 (J)
4/8/2020	<0.08	0.059 (J)	<0.08		0.086
4/9/2020				2.3	
6/24/2020		0.11	0.059 (J)	2.2	
6/25/2020	<0.08				0.091
9/29/2020	<0.08	0.081	0.045 (J)		0.078 (J)
9/30/2020				2.6	
2/9/2021	<0.08	0.076 (J)	0.042 (J)		
2/10/2021				2.4	0.1
9/8/2021	<0.08	0.13	0.074 (J)		
9/9/2021				2.4	
9/10/2021					0.093
2/2/2022			0.11		
2/3/2022	<0.08	0.13		2.4	0.13
8/31/2022	0.0137	0.101			0.0815
9/2/2022			0.0555	2.53	
2/2/2023		0.194		2.61	0.0773
2/3/2023	0.0113 (J)		0.051		
8/9/2023			0.0534		
8/10/2023	0.00806 (J)	0.224		2.54	0.116

ND substitution: RL or RL/2 if <15% NDs.

Time Series

Constituent: Boron (mg/L) Analysis Run 10/13/2023 2:12 PM View: Desc.

Plant Arkwright Client: Southern Company Data: Arkwright No 3

	ARGWC-8	ARGWC-9
8/31/2016	1.3	<0.08
10/25/2016		0.0071 (J)
10/26/2016	1.14	
1/26/2017	1.5	<0.08
4/12/2017	1.3	<0.08
6/21/2017	1.3	
6/22/2017		<0.08
10/25/2017		<0.08
10/26/2017	1.5	
4/11/2018	1	<0.08
10/17/2018	1.3	<0.08
3/28/2019	1.3	0.044 (J)
10/9/2019	1.2	<0.08
4/9/2020	1.1	<0.08
6/23/2020	1.1	
6/26/2020		<0.08
10/1/2020	1.2	0.041 (J)
2/10/2021	1.3	0.06 (J)
9/9/2021	1.2	<0.08
2/2/2022	1.1	<0.08
8/31/2022	1.05	0.00885
2/2/2023	1.04	0.00794 (J)
8/10/2023	0.98	0.00623 (J)

ND substitution: RL or RL/2 if <15% NDs.

Time Series

Constituent: Cadmium (mg/L) Analysis Run 10/13/2023 2:12 PM View: Desc.

Plant Arkwright Client: Southern Company Data: Arkwright No 3

	ARAMW-3	ARAMW-4	ARAMW-6	ARGWA-12 (bg)	ARGWA-13 (bg)
5/6/2009				<0.001	
5/7/2009					<0.001
12/3/2009				<0.001	<0.001
5/25/2010				<0.001	<0.001
11/9/2010				<0.001	
11/10/2010					<0.001
5/24/2011				<0.001	
5/25/2011					<0.001
11/10/2011				<0.001	<0.001
5/18/2012				<0.001	
5/30/2012					<0.001
11/9/2012				<0.001	<0.001
5/8/2013				<0.001	
5/9/2013					<0.001
11/6/2013				<0.001	
11/11/2013					<0.001
5/20/2014				<0.001	
5/21/2014					<0.001
11/18/2014				<0.001	<0.001
4/7/2015					<0.001
4/14/2015				0.00026	
10/28/2015					<0.001
10/29/2015				<0.001	
6/23/2016				<0.001	<0.001
8/30/2016				<0.001	
8/31/2016					<0.001
10/24/2016				<0.001	
10/25/2016					<0.001
1/23/2017				<0.001	
1/24/2017					<0.001
4/11/2017				<0.001	<0.001
6/21/2017				<0.001	<0.001
10/25/2017				<0.001	<0.001
4/9/2018					<0.001
4/10/2018				<0.001	
10/16/2018				<0.001	<0.001
3/26/2019					<0.001
3/27/2019				<0.001	
8/19/2019					<0.001
8/20/2019				<0.001	
10/8/2019				<0.001	<0.001
4/7/2020				<0.001	<0.001
8/18/2020				<0.001	<0.001
8/20/2020	<0.001	<0.001			
8/21/2020			<0.001		
2/9/2021			<0.001	<0.001	<0.001
2/10/2021	<0.001	<0.001			
9/7/2021				<0.001	<0.001
9/8/2021		<0.001			
9/9/2021	<0.001		<0.001		
2/1/2022				<0.001	<0.001
2/2/2022	<0.001	0.00023 (J)	<0.001		

ND substitution: RL or RL/2 if <15% NDs.

Time Series

Constituent: Cadmium (mg/L) Analysis Run 10/13/2023 2:12 PM View: Desc.

Plant Arkwright Client: Southern Company Data: Arkwright No 3

	ARAMW-3	ARAMW-4	ARAMW-6	ARGWA-12 (bg)	ARGWA-13 (bg)
8/30/2022				<0.001	
8/31/2022	<0.001		<0.001		<0.001
9/2/2022		<0.001			
2/2/2023	<0.001		<0.001	<0.001	
2/3/2023					<0.001
2/7/2023		<0.001			
8/9/2023		<0.001		<0.001	<0.001

ND substitution: RL or RL/2 if <15% NDs.

Time Series

Constituent: Cadmium (mg/L) Analysis Run 10/13/2023 2:12 PM View: Desc.

Plant Arkwright Client: Southern Company Data: Arkwright No 3

	ARGWA-14 (bg)	ARGWA-24 (bg)	ARGWA-3 (bg)	ARGWA-5 (bg)	ARGWC-10
12/16/1997			0.103 (o)	<0.001	
6/30/1998			0.007 (o)	<0.001	
12/2/1998			0.007 (o)	<0.001	
6/8/1999			<0.001	<0.001	
12/7/1999			<0.001	<0.001	
6/15/2000			<0.001	<0.001	
12/12/2000			<0.001	<0.001	
12/5/2001			0.002	<0.001	
6/26/2002			0.003	<0.001	
12/3/2002			<0.001	<0.001	
6/11/2003			0.0043	<0.001	
12/10/2003			<0.001	<0.001	
6/15/2004			<0.001	<0.001	
12/14/2004			<0.001	0.0012	
6/2/2005			<0.001	<0.001	
12/14/2005			<0.001	<0.001	
4/5/2006			<0.001	<0.001	
10/30/2006			<0.001	<0.001	
5/10/2007			<0.001	<0.001	
11/17/2007			<0.001	<0.001	
5/3/2008			0.00033	<0.001	
10/22/2008			<0.001	<0.001	
5/6/2009				<0.001	
5/7/2009			<0.001		
5/13/2009					<0.001
12/1/2009				<0.001	
12/3/2009					<0.001
12/4/2009			<0.001		
5/25/2010				<0.001	
5/26/2010					<0.001
6/1/2010			<0.001		
6/2/2010	<0.001				
11/9/2010				<0.001	<0.001
11/10/2010	<0.001		<0.001		
5/19/2011	<0.001				<0.001
5/24/2011				<0.001	
5/25/2011			<0.001		
11/9/2011	<0.001				
11/10/2011				<0.001	
11/11/2011					<0.001
11/12/2011			<0.001		
5/17/2012					<0.001
5/18/2012				<0.001	
5/30/2012	<0.001				
5/31/2012			<0.001		
11/9/2012				<0.001	<0.001
11/11/2012	<0.001		<0.001		
5/7/2013					<0.001
5/8/2013				<0.001	
5/9/2013	<0.001				
5/13/2013			<0.001		
11/6/2013				<0.001	<0.001

ND substitution: RL or RL/2 if <15% NDs.

Time Series

Constituent: Cadmium (mg/L) Analysis Run 10/13/2023 2:12 PM View: Desc.

Plant Arkwright Client: Southern Company Data: Arkwright No 3

	ARGWA-14 (bg)	ARGWA-24 (bg)	ARGWA-3 (bg)	ARGWA-5 (bg)	ARGWC-10
11/11/2013	<0.001				
11/12/2013			<0.001		
5/20/2014				<0.001	<0.001
5/29/2014	<0.001		<0.001		
11/17/2014				<0.001	
11/18/2014					<0.001
11/19/2014	<0.001				
4/7/2015				<0.001	<0.001
4/14/2015	<0.001		<0.001		
10/28/2015				<0.001	<0.001
11/3/2015			<0.001		
11/4/2015	<0.001				
6/23/2016	<0.001		<0.001	<0.001	<0.001
8/30/2016				<0.001	
8/31/2016	0.00039 (J)		<0.001		
9/1/2016					<0.001
10/25/2016	<0.001		<0.001	<0.001	<0.001
1/23/2017	<0.001				
1/24/2017			<0.001	<0.001	
1/27/2017					<0.001
4/11/2017	<0.001		<0.001	<0.001	
4/12/2017					<0.001
6/20/2017	<0.001		<0.001	<0.001	
6/22/2017					<0.001
10/25/2017	<0.001		<0.001	<0.001	
10/26/2017					<0.001
4/9/2018	0.00052 (J)				
4/10/2018			<0.001	<0.001	
4/11/2018					<0.001
10/16/2018	0.00071 (J)		<0.001	<0.001	
10/17/2018					<0.001
3/27/2019	<0.001		<0.001	<0.001	
3/28/2019					<0.001
8/20/2019			0.00014 (J)	<0.001	
8/21/2019	0.00015 (J)				<0.001
10/7/2019	<0.001				
10/8/2019			<0.001	<0.001	
10/9/2019					<0.001
4/6/2020	<0.001				
4/7/2020			<0.001	<0.001	
4/8/2020					<0.001
8/18/2020			<0.001	<0.001	
8/19/2020	<0.001				<0.001
12/1/2020		<0.001			
2/9/2021		<0.001	<0.001	<0.001	<0.001
2/11/2021	<0.001				
9/8/2021	<0.001	<0.001	<0.001	<0.001	
9/10/2021					<0.001
2/1/2022		<0.001	<0.001	<0.001	
2/2/2022	<0.001				<0.001
8/30/2022				<0.001	
8/31/2022	<0.001	<0.001	<0.001		<0.001

ND substitution: RL or RL/2 if <15% NDs.

Time Series

Constituent: Cadmium (mg/L) Analysis Run 10/13/2023 2:12 PM View: Desc.

Plant Arkwright Client: Southern Company Data: Arkwright No 3

	ARGWA-14 (bg)	ARGWA-24 (bg)	ARGWA-3 (bg)	ARGWA-5 (bg)	ARGWC-10
2/2/2023		<0.001			<0.001
2/3/2023			<0.001	<0.001	
2/7/2023	<0.001				
8/9/2023		<0.001	<0.001		<0.001
8/10/2023	<0.001			<0.001	

ND substitution: RL or RL/2 if <15% NDs.

Time Series

Constituent: Cadmium (mg/L) Analysis Run 10/13/2023 2:12 PM View: Desc.

Plant Arkwright Client: Southern Company Data: Arkwright No 3

	ARGWC-15	ARGWC-16	ARGWC-17	ARGWC-18	ARGWC-7
12/14/2005					<0.001
4/5/2006					<0.001
10/30/2006					<0.001
5/10/2007					<0.001
11/17/2007					<0.001
5/2/2008					<0.001
10/22/2008					<0.001
5/5/2009	<0.001				
5/12/2009		<0.001	<0.001	<0.001	
5/14/2009					<0.001
12/1/2009					<0.001
12/4/2009	<0.001		<0.001	<0.001	
12/5/2009		<0.001			
5/25/2010			<0.001	<0.001	
5/26/2010		<0.001			<0.001
6/1/2010	<0.001				
11/9/2010		<0.001	<0.001		
11/10/2010	<0.001			<0.001	<0.001
5/19/2011				<0.001	
5/24/2011		<0.001	<0.001		
5/25/2011	<0.001				<0.001
11/9/2011	<0.001				
11/11/2011					<0.001
11/12/2011		<0.001	<0.001	<0.001	
5/17/2012				<0.001	<0.001
5/30/2012		<0.001	<0.001		
5/31/2012	<0.001				
11/9/2012		<0.001	0.0015		<0.001
11/10/2012	<0.001			<0.001	
5/7/2013				<0.001	
5/8/2013			<0.001		<0.001
5/13/2013	<0.001	<0.001			
11/5/2013				<0.001	<0.001
11/6/2013		<0.001	<0.001		
11/12/2013	<0.001				
5/20/2014			<0.001		
5/21/2014		<0.001			<0.001
5/28/2014	0			<0.001	
11/17/2014		<0.001	<0.001		<0.001
11/19/2014				<0.001	
11/20/2014	<0.001				
4/7/2015		<0.001	<0.001		<0.001
4/14/2015	<0.001				
4/15/2015				<0.001	
10/28/2015		<0.001	<0.001		<0.001
10/29/2015				<0.001	
11/3/2015	<0.001				
6/23/2016	<0.001				<0.001
6/24/2016		<0.001	<0.001	<0.001	
8/31/2016					<0.001
9/1/2016		<0.001	<0.001	<0.001	
9/2/2016	<0.001				

ND substitution: RL or RL/2 if <15% NDs.

Time Series

Constituent: Cadmium (mg/L) Analysis Run 10/13/2023 2:12 PM View: Desc.

Plant Arkwright Client: Southern Company Data: Arkwright No 3

	ARGWC-15	ARGWC-16	ARGWC-17	ARGWC-18	ARGWC-7
10/25/2016		0.0001 (J)	0.0001 (J)		<0.001
10/26/2016	<0.001			<0.001	
1/26/2017	<0.001	<0.001	<0.001		<0.001
1/27/2017				<0.001	
4/11/2017		<0.001	<0.001		
4/12/2017	<0.001			<0.001	<0.001
6/21/2017	<0.001	<0.001	<0.001	<0.001	
6/22/2017					<0.001
10/25/2017				<0.001	<0.001
10/26/2017	<0.001	<0.001	<0.001		
4/10/2018	<0.001	<0.001	<0.001		<0.001
4/11/2018				<0.001	
10/16/2018		<0.001			
10/17/2018	<0.001		<0.001	<0.001	<0.001
3/27/2019	<0.001			<0.001	
3/28/2019		<0.001	<0.001		<0.001
8/20/2019		<0.001			
8/21/2019	<0.001		0.00013 (J)	<0.001	<0.001
10/8/2019	<0.001				
10/9/2019		<0.001	0.00018 (J)	<0.001	<0.001
4/8/2020	<0.001	<0.001	<0.001		<0.001
4/9/2020				<0.001	
8/18/2020			<0.001		<0.001
8/19/2020	<0.001	<0.001			
8/20/2020				<0.001	
2/9/2021	<0.001	<0.001	<0.001		
2/10/2021				<0.001	<0.001
9/8/2021	<0.001	<0.001	<0.001		
9/9/2021				<0.001	
9/10/2021					<0.001
2/2/2022			0.0003 (J)		
2/3/2022	<0.001	<0.001		<0.001	<0.001
8/31/2022	<0.001	<0.001			<0.001
9/2/2022			<0.001	<0.001	
2/2/2023		<0.001		<0.001	<0.001
2/3/2023	<0.001		<0.001		
8/9/2023			0.000445 (J)		
8/10/2023	<0.001	<0.001		<0.001	<0.001

ND substitution: RL or RL/2 if <15% NDs.

Time Series

Constituent: Cadmium (mg/L) Analysis Run 10/13/2023 2:12 PM View: Desc.

Plant Arkwright Client: Southern Company Data: Arkwright No 3

	ARGWC-8	ARGWC-9
5/13/2009		<0.001
5/14/2009	<0.001	
12/3/2009	<0.001	<0.001
5/26/2010	<0.001	<0.001
11/9/2010	<0.001	<0.001
5/18/2011	<0.001	
5/19/2011		<0.001
11/11/2011	<0.001	<0.001
5/17/2012	<0.001	<0.001
11/9/2012	<0.001	<0.001
5/7/2013	<0.001	<0.001
11/5/2013	<0.001	
11/6/2013		<0.001
5/21/2014	<0.001	<0.001
11/18/2014	<0.001	<0.001
4/7/2015	<0.001	<0.001
10/28/2015	<0.001	<0.001
6/23/2016	<0.001	<0.001
8/31/2016	<0.001	<0.001
10/25/2016		<0.001
10/26/2016	<0.001	
1/26/2017	<0.001	<0.001
4/12/2017	<0.001	<0.001
6/21/2017	<0.001	
6/22/2017		<0.001
10/25/2017		<0.001
10/26/2017	<0.001	
4/11/2018	<0.001	<0.001
10/17/2018	<0.001	<0.001
3/28/2019	<0.001	<0.001
8/21/2019	<0.001	<0.001
10/9/2019	<0.001	<0.001
4/9/2020	<0.001	<0.001
8/19/2020		<0.001
8/20/2020	<0.001	
2/10/2021	<0.001	<0.001
9/9/2021	<0.001	<0.001
2/2/2022	<0.001	<0.001
8/31/2022	<0.001	<0.001
2/2/2023	<0.001	<0.001
8/10/2023	<0.001	<0.001

ND substitution: RL or RL/2 if <15% NDs.

Time Series

Constituent: Calcium (mg/L) Analysis Run 10/13/2023 2:12 PM View: Desc.

Plant Arkwright Client: Southern Company Data: Arkwright No 3

	ARAMW-3	ARAMW-4	ARAMW-6	ARGWA-12 (bg)	ARGWA-13 (bg)
8/30/2016				11	
8/31/2016					110
10/24/2016				10.4	
10/25/2016					150
1/23/2017				12	
1/24/2017					78
4/11/2017				12	78
6/21/2017				12	110
10/25/2017				13	120
4/9/2018					49
4/10/2018				13	
10/16/2018				12	110
3/26/2019					95
3/27/2019				11	
10/8/2019				13	190
4/7/2020				12	61
6/24/2020	33	170	33		
6/25/2020					100
6/26/2020				15	
9/29/2020				14	120
9/30/2020	37	210			
10/1/2020			38		
2/9/2021			33	14	110
2/10/2021	30	220			
9/7/2021				14	190
9/8/2021		230			
9/9/2021	32		32		
2/1/2022				12	73
2/2/2022	32	240	30		
8/30/2022				14.2	
8/31/2022	27.4		26.4		165
9/2/2022		240			
2/2/2023	28.3		24.8	14.9	
2/3/2023					49
2/7/2023		254			
8/9/2023		261		16	186

Time Series

Constituent: Calcium (mg/L) Analysis Run 10/13/2023 2:12 PM View: Desc.

Plant Arkwright Client: Southern Company Data: Arkwright No 3

	ARGWA-14 (bg)	ARGWA-24 (bg)	ARGWA-3 (bg)	ARGWA-5 (bg)	ARGWC-10
8/30/2016				5.1	
8/31/2016	31		5.4		
9/1/2016					6.6
10/25/2016	38.5		4.47	4.76	5.89
1/23/2017	25				
1/24/2017			5.8	5.6	
1/27/2017					7.4
4/11/2017	33		5.3	4.7	
4/12/2017					6.7
6/20/2017	34		5.8	5.4	
6/22/2017					7.5
10/25/2017	28		5.9	6	
10/26/2017					7.8
4/9/2018	30				
4/10/2018			5.9	5.3	
4/11/2018					7.4
10/16/2018	41		5.8	5.6	
10/17/2018					7.1
3/27/2019	42		5.4	4.5	
3/28/2019					7.3
10/7/2019	36				
10/8/2019			6	5.9	
10/9/2019					7.7
4/6/2020	43				
4/7/2020			5.5	4	
4/8/2020					7.5
6/23/2020					7.7
6/25/2020	27		5.7	6.1	
9/29/2020	29		5.9	6.6	
10/1/2020					8.1
12/1/2020		13			
2/9/2021		9.7	5.8	6.2	7.7
2/11/2021	40				
9/8/2021	24	10	5.8	7.3	
9/10/2021					8.1
2/1/2022		9.6	5.4	6.5	
2/2/2022	48				8.3
8/30/2022				9.56 (J)	
8/31/2022	41.6	10.1	5.91		7.65
2/2/2023		10.2			7.69
2/3/2023			5.79	10.4	
2/7/2023	19.1				
8/9/2023		9.31	5.96		7.85
8/10/2023	49.5			12.6	

Time Series

Constituent: Calcium (mg/L) Analysis Run 10/13/2023 2:12 PM View: Desc.

Plant Arkwright Client: Southern Company Data: Arkwright No 3

	ARGWC-15	ARGWC-16	ARGWC-17	ARGWC-18	ARGWC-7
8/31/2016					12
9/1/2016		21	16	42	
9/2/2016	22				
10/25/2016		29.8	13.5		10.9
10/26/2016	23.7			44.3	
1/26/2017	23	23	21		13
1/27/2017				49	
4/11/2017		28	16		
4/12/2017	17			45	12
6/21/2017	18	22	15	49	
6/22/2017					13
10/25/2017				49	12
10/26/2017	19	21	13		
4/10/2018	24	25	13		12
4/11/2018				44	
10/16/2018		16			
10/17/2018	21		10	49	11
3/27/2019	28			47	
3/28/2019		41	10		11
10/8/2019	24				
10/9/2019		39	10	49	11
4/8/2020	21	40	8.3		11
4/9/2020				46	
6/24/2020		47	11	44	
6/25/2020	23				11
9/29/2020	25	39	12		11
9/30/2020				52	
2/9/2021	23	38	12		
2/10/2021				52	9.9
9/8/2021	27	32	15		
9/9/2021				55	
9/10/2021					10
2/2/2022			14		
2/3/2022	22	50		55	11
8/31/2022	25	42.4			9.99
9/2/2022			23.7	52.4	
2/2/2023		66.5		52.4	10.2
2/3/2023	20.5		18.8		
8/9/2023			37.4		
8/10/2023	30.9	63.4		52.1	9.75

Time Series

Constituent: Calcium (mg/L) Analysis Run 10/13/2023 2:12 PM View: Desc.

Plant Arkwright Client: Southern Company Data: Arkwright No 3

	ARGWC-8	ARGWC-9
8/31/2016	46	5.2
10/25/2016		4.64
10/26/2016	43.3	
1/26/2017	51	5.5
4/12/2017	47	4.9
6/21/2017	51	
6/22/2017		5.8
10/25/2017		6.1
10/26/2017	55	
4/11/2018	44	6
10/17/2018	52	5.8
3/28/2019	52	5.6
10/9/2019	53	5.7
4/9/2020	47	5.3
6/23/2020	52	
6/26/2020		5.6
10/1/2020	52	5.7
2/10/2021	48	4.8
9/9/2021	49	4.7
2/2/2022	47	4.7
8/31/2022	43	4.77
2/2/2023	45.7	4.88
8/10/2023	44.9	4.75

Time Series

Constituent: Chloride (mg/L) Analysis Run 10/13/2023 2:12 PM View: Desc.

Plant Arkwright Client: Southern Company Data: Arkwright No 3

	ARAMW-3	ARAMW-4	ARAMW-6	ARGWA-12 (bg)	ARGWA-13 (bg)
5/6/2009				10.7	
5/7/2009					4.24
12/3/2009				10.1	2.66
5/25/2010				7.11	3.29
11/9/2010				8.4	
11/10/2010					3.82
5/24/2011				9.07	
5/25/2011					4.92
11/10/2011				10.3	4.48
5/18/2012				10.1	
5/30/2012					4.72
11/9/2012				8.73	5.1
5/8/2013				8.06	
5/9/2013					3.85
11/6/2013				10.2	
11/11/2013					5.26
5/20/2014				8.2	
5/21/2014					4.47
11/18/2014				10	6.4
4/7/2015					5.04
4/14/2015				10.7	
10/28/2015					6.3
10/29/2015				10.7	
6/23/2016				11	5.7
8/30/2016				11	
8/31/2016					5.7
10/24/2016				12	
10/25/2016					7.9
1/23/2017				11	
1/24/2017					4.4
4/11/2017				11	4.3
6/21/2017				11	5.5
10/25/2017				10	5.2
4/9/2018					3.8
4/10/2018				9.9	
10/16/2018				11	6
3/26/2019					4.6
3/27/2019				11	
10/8/2019				64 (o)	6.7
4/7/2020				11	3.8
6/24/2020	5.9	6.4	5.4		
6/25/2020					5.8
6/26/2020				12	
9/29/2020				12	5.7
9/30/2020	5.5	5			
10/1/2020			5		
2/9/2021			5.8	15	6
2/10/2021	6.6	5.1			
9/7/2021				14	8.2
9/8/2021		5.3			
9/9/2021	6.9		5.6		
2/1/2022				12	4.6

Time Series

Constituent: Chloride (mg/L) Analysis Run 10/13/2023 2:12 PM View: Desc.

Plant Arkwright Client: Southern Company Data: Arkwright No 3

	ARAMW-3	ARAMW-4	ARAMW-6	ARGWA-12 (bg)	ARGWA-13 (bg)
2/2/2022	5.2	5.1	5		
8/30/2022				12.8 (J)	
8/31/2022	5.59		5.1		6.89
9/2/2022		4.58			
2/2/2023	5.35		4.93	13.2	
2/3/2023					3.04
2/7/2023		4.85			
8/9/2023		4.64		13.3	5.87

Time Series

Constituent: Chloride (mg/L) Analysis Run 10/13/2023 2:12 PM View: Desc.

Plant Arkwright Client: Southern Company Data: Arkwright No 3

	ARGWA-14 (bg)	ARGWA-24 (bg)	ARGWA-3 (bg)	ARGWA-5 (bg)	ARGWC-10
12/16/1997			6.2	3.8	
6/30/1998			4.6	2.9	
12/2/1998			3.13	1.76	
6/8/1999			1.56	1.97	
12/7/1999			3.05	1.98	
6/15/2000			3.35	2.08	
12/12/2000			2.42	2.02	
12/5/2001			2.62	2.03	
6/26/2002			3.4	2.52	
12/3/2002			3.04	2.12	
6/11/2003			3.02	2.43	
12/10/2003			2.9	1.93	
6/15/2004			2.05	2.42	
12/14/2004			2.78	2.44	
6/2/2005			3.15	2.79	
12/14/2005			3.38	2.77	
4/5/2006			3.49	2.8	
10/30/2006			2.84	3.09	
5/10/2007			3.68	3.93	
11/17/2007			2.69	<0.021	
5/3/2008			2.85	3.52	
10/22/2008			2.99	3.15	
5/6/2009				3.49	
5/7/2009			2.96		
5/13/2009					3.85
12/1/2009				3.26	
12/3/2009					3.73
12/4/2009			2.97		
5/25/2010				3.62	
5/26/2010					3.7
6/1/2010			3.23		
6/2/2010	15.1				
11/9/2010				3.38	3.6
11/10/2010	14.8		2.86		
5/19/2011	28.2 (o)				3.79
5/24/2011				3.62	
5/25/2011			2.86		
11/9/2011	32.8 (o)				
11/10/2011				3.74	
11/11/2011					4.07
11/12/2011			2.83		
5/17/2012					3.84
5/18/2012				3.6	
5/30/2012	30.8 (o)				
5/31/2012			2.68		
11/9/2012				3.66	3.99
11/11/2012	24.6 (o)		2.63		
5/7/2013					3.94
5/8/2013				4.16	
5/9/2013	27.2 (o)				
5/13/2013			0.364		
11/6/2013				3.87	3.89

ND substitution: RL or RL/2 if <15% NDs.

Time Series

Constituent: Chloride (mg/L) Analysis Run 10/13/2023 2:12 PM View: Desc.

Plant Arkwright Client: Southern Company Data: Arkwright No 3

	ARGWA-14 (bg)	ARGWA-24 (bg)	ARGWA-3 (bg)	ARGWA-5 (bg)	ARGWC-10
11/11/2013	12.7				
11/12/2013			2.95		
5/20/2014				4.4	3.54
5/29/2014	20 (o)		2.64		
11/17/2014				4.2	
11/18/2014					4.2
11/19/2014	19 (o)				
4/7/2015				4.53	4.09
4/14/2015	13.6		2.78		
10/28/2015				4.47	3.98
11/3/2015			2.66		
11/4/2015	12.4				
6/23/2016	9		3.3	4.6	4.3
8/30/2016				4.3	
8/31/2016	5.4		2.7		
9/1/2016					4
10/25/2016	9.3		3.1	5	4.6
1/23/2017	5.1				
1/24/2017			2.5	5.1	
1/27/2017					3.9
4/11/2017	4.1		2.4	4.4	
4/12/2017					3.7
6/20/2017	4.1		2.5	5	
6/22/2017					3.9
10/25/2017	3.8		2.3	5.3	
10/26/2017					3.7
4/9/2018	3.9				
4/10/2018			2.4	5.1	
4/11/2018					3.8
10/16/2018	4.3		2.5	5.3	
10/17/2018					4
3/27/2019	4		2.5	4.3	
3/28/2019					3.7
10/7/2019	4				
10/8/2019			2.6	5.7	
10/9/2019					3.8
4/6/2020	4.2				
4/7/2020			2.9	3.7	
4/8/2020					3.9
6/23/2020					4.2
6/25/2020	4		2.8	4.2	
9/29/2020	4.1		2.7	4.6	
10/1/2020					3.9
12/1/2020		12			
2/9/2021		11	3	5.1	4.7
2/11/2021	4.6				
9/8/2021	4	11	3	5.3	
9/10/2021					4.6
2/1/2022		12	3.4	5.3	
2/2/2022	4.2				4.4
8/30/2022				8.47	
8/31/2022	3.92	12.3	2.94		4.2

Time Series

Constituent: Chloride (mg/L) Analysis Run 10/13/2023 2:12 PM View: Desc.

Plant Arkwright Client: Southern Company Data: Arkwright No 3

	ARGWA-14 (bg)	ARGWA-24 (bg)	ARGWA-3 (bg)	ARGWA-5 (bg)	ARGWC-10
2/2/2023		9.71			4.1
2/3/2023			2.67	8.74	
2/7/2023	3.88				
8/9/2023		8.91	2.71		4.11
8/10/2023	4.61			12.4	

Time Series

Constituent: Chloride (mg/L) Analysis Run 10/13/2023 2:12 PM View: Desc.

Plant Arkwright Client: Southern Company Data: Arkwright No 3

	ARGWC-15	ARGWC-16	ARGWC-17	ARGWC-18	ARGWC-7
12/14/2005					7.52
4/5/2006					7.38
10/30/2006					6.9
5/10/2007					8.88
11/17/2007					13.5 (o)
5/2/2008					12.9 (o)
10/22/2008					7.97
5/5/2009	2.61				
5/12/2009		3.96	3.5	8.89	
5/14/2009					7.68
12/1/2009					6.66
12/4/2009	2.37		1.85	9.43	
12/5/2009		3.81			
5/25/2010			1.74	8.49	
5/26/2010		3.85			6
6/1/2010	3.71				
11/9/2010		4.08	1.18		
11/10/2010	2.69			8.77	6.07
5/19/2011				8.11	
5/24/2011		3.63	2.51		
5/25/2011	2.44				5.7
11/9/2011	2.3				
11/11/2011					6.23
11/12/2011		4.03	4.99	12.3 (o)	
5/17/2012				8.4	6.06
5/30/2012		3.82	6.4		
5/31/2012	2.29				
11/9/2012		3.69	3.37		4.9
11/10/2012	2.46			8.13	
5/7/2013				8.11	
5/8/2013			5.67		5.85
5/13/2013	6.55	3.5			
11/5/2013				7.82	5.44
11/6/2013		3.74	3.62		
11/12/2013	2.86				
5/20/2014			5.82		
5/21/2014		3.74			5.96
5/28/2014	2.75			6.99	
11/17/2014		4.4	6.4		7
11/19/2014				9	
11/20/2014	3.4				
4/7/2015		4.38	5.02		6.08
4/14/2015	2.56				
4/15/2015				8.14	
10/28/2015		4.62	4.98		5.02
10/29/2015				8.17	
11/3/2015	2.01				
6/23/2016	1.9				5.4
6/24/2016		5	5	8.4	
8/31/2016					5.1
9/1/2016		4.8	4.4	7.8	
9/2/2016	2.7				

Time Series

Constituent: Chloride (mg/L) Analysis Run 10/13/2023 2:12 PM View: Desc.

Plant Arkwright Client: Southern Company Data: Arkwright No 3

	ARGWC-15	ARGWC-16	ARGWC-17	ARGWC-18	ARGWC-7
10/25/2016		5.4	5.1		6.2
10/26/2016	3.3			8.9	
1/26/2017	1.6	5.2	4.2		5.1
1/27/2017				7.3	
4/11/2017		4.8	3.9		
4/12/2017	1.5			7	4.9
6/21/2017	1.6	5.2	4.1	7.2	
6/22/2017					5.1
10/25/2017				7	5.1
10/26/2017	1.6	4.7	4		
4/10/2018	1.8	4.8	4.1		5
4/11/2018				6.9	
10/16/2018		4.5			
10/17/2018	2.1		4	7.1	5.8
3/27/2019	1.8			6.6	
3/28/2019		4.6	3.4		5.1
10/8/2019	9.4 (o)				
10/9/2019		4.7	3.3	6.7	4.6
4/8/2020	1.9	5.1	3.7		4.4
4/9/2020				7.3	
6/24/2020		5.9	4	7.2	
6/25/2020	1.9				4.6
9/29/2020	2.5	5.2	3.4		4.1
9/30/2020				6.9	
2/9/2021	2.7	5.7	3.1		
2/10/2021				7.8	4.5
9/8/2021	2.9	5.6	2.9		
9/9/2021				8.1	
9/10/2021					4.8
2/2/2022			3		
2/3/2022	2.9	5.9		7.1	3.1
8/31/2022	3.01	5.67			4.59
9/2/2022			2.74	6.52	
2/2/2023		6.12		6.7	4.25
2/3/2023	2.71		2.68		
8/9/2023			2.72		
8/10/2023	2.88	5.85		6.62	4.2

Time Series

Constituent: Chloride (mg/L) Analysis Run 10/13/2023 2:12 PM View: Desc.

Plant Arkwright Client: Southern Company Data: Arkwright No 3

	ARGWC-8	ARGWC-9
5/13/2009		3.37
5/14/2009	6.38	
12/3/2009	5.96	3.49
5/26/2010	5.37	3.35
11/9/2010	<0.071 (o)	3.34
5/18/2011	5.4	
5/19/2011		3.25
11/11/2011	5.58	3.57
5/17/2012	5.15	3.27
11/9/2012	5.2	3.45
5/7/2013	5.56	3.35
11/5/2013	5.24	
11/6/2013		3.45
5/21/2014	7.34 (o)	3.18
11/18/2014	6.1	4
4/7/2015	5.62	4.22
10/28/2015	5.58	4.87
6/23/2016	6.2	5.6
8/31/2016	5.6	5.4
10/25/2016		6.4
10/26/2016	7.1	
1/26/2017	5.8	5.3
4/12/2017	5.6	5.2
6/21/2017	5.8	
6/22/2017		5.5
10/25/2017		5.3
10/26/2017	5.5	
4/11/2018	5.7	5.1
10/17/2018	6	5.3
3/28/2019	5.7	4.8
10/9/2019	5.7	5.2
4/9/2020	7.7	5.6
6/23/2020	7	
6/26/2020		5.4
10/1/2020	6	5.5
2/10/2021	6.4	5.9
9/9/2021	6.2	6.1
2/2/2022	6.3	5.3
8/31/2022	5.86	5.28 (J)
2/2/2023	5.6	4.88
8/10/2023	5.45	4.8

Time Series

Constituent: Chromium (mg/L) Analysis Run 10/13/2023 2:12 PM View: Desc.

Plant Arkwright Client: Southern Company Data: Arkwright No 3

	ARAMW-3	ARAMW-4	ARAMW-6	ARGWA-12 (bg)	ARGWA-13 (bg)
8/30/2016				0.0012 (J)	
8/31/2016					<0.01
10/24/2016				0.0011 (J)	
10/25/2016					<0.01
1/23/2017				<0.01	
1/24/2017					<0.01
4/11/2017				0.0011 (J)	<0.01
6/21/2017				<0.01	<0.01
10/25/2017				<0.01	<0.01
4/9/2018					<0.01
4/10/2018				0.0013 (J)	
10/16/2018				<0.01	<0.01
8/19/2019					0.0016 (J)
8/20/2019				0.0026	
10/8/2019				<0.01	<0.01
4/7/2020				0.0015 (J)	<0.01
8/18/2020				<0.01	<0.01
8/20/2020	<0.01	<0.01			
8/21/2020			<0.01		
9/29/2020				<0.01	<0.01
9/30/2020	<0.01	<0.01			
10/1/2020			<0.01		
2/9/2021			<0.01	<0.01	<0.01
2/10/2021	<0.01	<0.01			
9/7/2021				0.0017 (J)	<0.01
9/8/2021		<0.01			
9/9/2021	<0.01		<0.01		
2/1/2022				<0.01	<0.01
2/2/2022	<0.01	<0.01	<0.01		
8/30/2022				<0.01	
8/31/2022	<0.01		<0.01		<0.01
9/2/2022		<0.01			
2/2/2023	<0.01		<0.01	<0.01	
2/3/2023					<0.01
2/7/2023		<0.01			
8/9/2023		<0.01		<0.01	<0.01

ND substitution: RL or RL/2 if <15% NDs.

Time Series

Constituent: Chromium (mg/L) Analysis Run 10/13/2023 2:12 PM View: Desc.

Plant Arkwright Client: Southern Company Data: Arkwright No 3

	ARGWA-14 (bg)	ARGWA-24 (bg)	ARGWA-3 (bg)	ARGWA-5 (bg)	ARGWC-10
8/30/2016				0.0012 (J)	
8/31/2016	<0.01		0.003		
9/1/2016					0.0038
10/25/2016	<0.01		0.0028 (J)	0.0014 (J)	0.0042 (J)
1/23/2017	0.01				
1/24/2017			0.0031	0.0012 (J)	
1/27/2017					0.005
4/11/2017	<0.01		0.0029	<0.01	
4/12/2017					0.0048
6/20/2017	<0.01		0.0037	<0.01	
6/22/2017					0.0047
10/25/2017	<0.01		0.0031	<0.01	
10/26/2017					0.0043
4/9/2018	0.0019 (J)				
4/10/2018			0.0036	0.0012 (J)	
4/11/2018					0.0051
10/16/2018	<0.01		0.0035	0.0012 (J)	
10/17/2018					0.0051
8/20/2019			0.0039	0.0032	
8/21/2019	<0.01				0.0073
10/7/2019	<0.01				
10/8/2019			0.0031	<0.01	
10/9/2019					0.006
4/6/2020	<0.01				
4/7/2020			0.0023	<0.01	
4/8/2020					0.0046
8/18/2020			0.0027	<0.01	
8/19/2020	<0.01				0.0049
9/29/2020	<0.01		0.003	<0.01	
10/1/2020					0.0047
12/1/2020		<0.01			
2/9/2021		<0.01	0.0028	<0.01	0.0046
2/11/2021	<0.01				
9/8/2021	<0.01	<0.01	0.0026	<0.01	
9/10/2021					0.0049
2/1/2022		<0.01	0.0029	<0.01	
2/2/2022	<0.01				0.005
8/30/2022				<0.01	
8/31/2022	<0.01	<0.01	0.00358 (J)		0.0055 (J)
2/2/2023		<0.01			0.00534 (J)
2/3/2023			0.0139	<0.01	
2/7/2023	<0.01				
8/9/2023		<0.01	<0.01		0.00473 (J)
8/10/2023	<0.01			<0.01	

ND substitution: RL or RL/2 if <15% NDs.

Time Series

Constituent: Chromium (mg/L) Analysis Run 10/13/2023 2:12 PM View: Desc.

Plant Arkwright Client: Southern Company Data: Arkwright No 3

	ARGWC-15	ARGWC-16	ARGWC-17	ARGWC-18	ARGWC-7
8/31/2016					0.0033
9/1/2016		0.0017 (J)	<0.01	<0.01	
9/2/2016	0.0087				
10/25/2016		0.0023 (J)	<0.01		0.0029 (J)
10/26/2016	<0.01			<0.01	
1/26/2017	<0.01	0.0017 (J)	0.0016 (J)		0.0033
1/27/2017				<0.01	
4/11/2017		0.0019 (J)	0.0013 (J)		
4/12/2017	<0.01			<0.01	0.0036
6/21/2017	<0.01	0.0017 (J)	<0.01	<0.01	
6/22/2017					0.0036
10/25/2017				<0.01	0.0028
10/26/2017	<0.01	0.0013 (J)	<0.01		
4/10/2018	<0.01	0.0019 (J)	<0.01		0.0038
4/11/2018				<0.01	
10/16/2018		0.0013 (J)			
10/17/2018	<0.01		<0.01	<0.01	0.0036
8/20/2019		0.0025			
8/21/2019	0.0017 (J)		<0.01	<0.01	0.0046
10/8/2019	<0.01				
10/9/2019		0.0027	0.0021	<0.01	0.0042
4/8/2020	<0.01	0.0021	<0.01		0.0027
4/9/2020				<0.01	
8/18/2020			<0.01		0.0031
8/19/2020	<0.01	0.0021			
8/20/2020				<0.01	
9/29/2020	<0.01	0.002	<0.01		0.0031
9/30/2020				<0.01	
2/9/2021	<0.01	0.0018 (J)	<0.01		
2/10/2021				<0.01	0.003
9/8/2021	0.0027	0.0016 (J)	<0.01		
9/9/2021				<0.01	
9/10/2021					0.0032
2/2/2022			<0.01		
2/3/2022	<0.01	0.0018 (J)		<0.01	0.0043
8/31/2022	<0.01	<0.01			0.00344 (J)
9/2/2022			<0.01	<0.01	
2/2/2023		<0.01		<0.01	0.00353 (J)
2/3/2023	<0.01		<0.01		
8/9/2023			<0.01		
8/10/2023	<0.01	<0.01		<0.01	0.00353 (J)

ND substitution: RL or RL/2 if <15% NDs.

Time Series

Constituent: Chromium (mg/L) Analysis Run 10/13/2023 2:12 PM View: Desc.

Plant Arkwright Client: Southern Company Data: Arkwright No 3

	ARGWC-8	ARGWC-9
8/31/2016	<0.01	0.011
10/25/2016		0.0109
10/26/2016	<0.01	
1/26/2017	<0.01	0.011
4/12/2017	<0.01	0.0096
6/21/2017	<0.01	
6/22/2017		0.011
10/25/2017		0.0094
10/26/2017	<0.01	
4/11/2018	<0.01	0.01
10/17/2018	<0.01	0.0096
8/21/2019	0.0015 (J)	0.0097
10/9/2019	0.0017 (J)	0.0084
4/9/2020	<0.01	0.0069
8/19/2020		0.008
8/20/2020	<0.01	
10/1/2020	<0.01	0.0075
2/10/2021	<0.01	0.007
9/9/2021	<0.01	0.0071
2/2/2022	<0.01	0.0068
8/31/2022	<0.01	0.00766 (J)
2/2/2023	<0.01	0.00753 (J)
8/10/2023	<0.01	0.00775 (J)

ND substitution: RL or RL/2 if <15% NDs.

Time Series

Constituent: Cobalt (mg/L) Analysis Run 10/13/2023 2:12 PM View: Desc.

Plant Arkwright Client: Southern Company Data: Arkwright No 3

	ARAMW-3	ARAMW-4	ARAMW-6	ARGWA-12 (bg)	ARGWA-13 (bg)
8/30/2016				<0.001	
8/31/2016					<0.001
10/24/2016				<0.001	
10/25/2016					<0.001
1/23/2017				<0.001	
1/24/2017					<0.001
4/11/2017				<0.001	<0.001
6/21/2017				<0.001	<0.001
10/25/2017				<0.001	<0.001
4/9/2018					<0.001
4/10/2018				<0.001	
10/16/2018				<0.001	<0.001
8/19/2019					0.00029 (J)
8/20/2019				0.00019 (J)	
10/8/2019				<0.001	0.00011 (J)
1/15/2020		0.0064			
4/7/2020				0.00029 (J)	<0.001
6/24/2020	0.00053 (J)	0.0049	0.0049		
6/25/2020					<0.001
6/26/2020				0.00013 (J)	
8/18/2020				0.00019 (J)	<0.001
8/20/2020	0.00056 (J)	0.005			
8/21/2020			0.0018 (J)		
9/29/2020				0.00016 (J)	<0.001
9/30/2020	0.0011 (J)	0.0046			
10/1/2020			0.0018 (J)		
2/9/2021			0.00047 (J)	<0.001	<0.001
2/10/2021	0.00055 (J)	0.0053			
9/7/2021				0.00043 (J)	<0.001
9/8/2021		0.0048			
9/9/2021	0.00044 (J)		0.00024 (J)		
2/1/2022				0.00041 (J)	<0.001
2/2/2022	0.00057 (J)	0.0042	<0.001		
8/30/2022				0.000509 (J)	
8/31/2022	0.000465 (J)		<0.001		<0.001
9/2/2022		0.00411			
2/2/2023	0.000421 (J)		<0.001	<0.001	
2/3/2023					<0.001
2/7/2023		0.00343			
8/9/2023		0.00337		0.000325 (J)	<0.001

ND substitution: RL or RL/2 if <15% NDs.

Time Series

Constituent: Cobalt (mg/L) Analysis Run 10/13/2023 2:12 PM View: Desc.

Plant Arkwright Client: Southern Company Data: Arkwright No 3

	ARGWA-14 (bg)	ARGWA-24 (bg)	ARGWA-3 (bg)	ARGWA-5 (bg)	ARGWC-10
8/30/2016				<0.001	
8/31/2016	<0.001		<0.001		
9/1/2016					<0.001
10/25/2016	<0.001		<0.001	<0.001	<0.001
1/23/2017	<0.001				
1/24/2017			<0.001	<0.001	
1/27/2017					<0.001
4/11/2017	<0.001		<0.001	<0.001	
4/12/2017					<0.001
6/20/2017	<0.001		<0.001	<0.001	
6/22/2017					<0.001
10/25/2017	<0.001		<0.001	<0.001	
10/26/2017					<0.001
4/9/2018	<0.001				
4/10/2018			<0.001	<0.001	
4/11/2018					<0.001
10/16/2018	<0.001		<0.001	<0.001	
10/17/2018					<0.001
8/20/2019			0.00018 (J)	0.00012 (J)	
8/21/2019	0.00022 (J)				0.00017 (J)
10/7/2019	<0.001				
10/8/2019			<0.001	<0.001	
10/9/2019					0.00019 (J)
4/6/2020	<0.001				
4/7/2020			<0.001	0.00014 (J)	
4/8/2020					<0.001
6/23/2020					0.00013 (J)
6/25/2020	<0.001		<0.001	<0.001	
8/18/2020			0.00022 (J)	<0.001	
8/19/2020	<0.001				0.00015 (J)
9/29/2020	<0.001		<0.001	<0.001	
10/1/2020					<0.001
12/1/2020		0.0058			
2/9/2021		0.00088 (J)	<0.001	<0.001	<0.001
2/11/2021	<0.001				
9/8/2021	<0.001	0.00019 (J)	<0.001	<0.001	
9/10/2021					<0.001
2/1/2022		<0.001	<0.001	<0.001	
2/2/2022	<0.001				<0.001
8/30/2022				<0.001	
8/31/2022	<0.001	<0.001	<0.001		<0.001
2/2/2023		<0.001			<0.001
2/3/2023			<0.001	0.000448 (J)	
2/7/2023	<0.001				
8/9/2023		<0.001	<0.001		<0.001
8/10/2023	<0.001			<0.001	

ND substitution: RL or RL/2 if <15% NDs.

Time Series

Constituent: Cobalt (mg/L) Analysis Run 10/13/2023 2:12 PM View: Desc.

Plant Arkwright Client: Southern Company Data: Arkwright No 3

	ARGWC-15	ARGWC-16	ARGWC-17	ARGWC-18	ARGWC-7
8/31/2016					<0.001
9/1/2016		<0.001	0.037	0.0014 (J)	
9/2/2016	0.03				
10/25/2016		<0.001	0.0144		<0.001
10/26/2016	0.0036 (J)			0.0013 (J)	
1/26/2017	0.011	<0.001	0.022		<0.001
1/27/2017				0.0021 (J)	
4/11/2017		<0.001	0.026		
4/12/2017	<0.001			0.0015 (J)	<0.001
6/21/2017	<0.001	<0.001	0.027	0.0018 (J)	
6/22/2017					<0.001
10/25/2017				0.0013 (J)	<0.001
10/26/2017	<0.001	<0.001	0.021		
4/10/2018	0.00045 (J)	<0.001	0.021		<0.001
4/11/2018				0.0014 (J)	
10/16/2018		<0.001			
10/17/2018	<0.001		0.014	0.0012 (J)	<0.001
8/20/2019		0.00016 (J)			
8/21/2019	0.00048 (J)		0.018	0.0012	8.6E-05 (J)
10/8/2019	0.00019 (J)				
10/9/2019		0.00026 (J)	0.017	0.00099	0.00034 (J)
4/8/2020	0.00026 (J)	<0.001	0.016		<0.001
4/9/2020				0.00091 (J)	
6/24/2020		0.00013 (J)	0.024	0.00115 (JD)	
6/25/2020	0.00022 (J)				<0.001
8/18/2020			0.03		<0.001
8/19/2020	0.0004 (J)	<0.001			
8/20/2020				0.0014 (JD)	
9/29/2020	0.0003 (J)	<0.001	0.027		<0.001
9/30/2020				0.00125 (JD)	
2/9/2021	<0.001	<0.001	0.025		
2/10/2021				0.0011 (J)	<0.001
9/8/2021	0.004	<0.001	0.032		
9/9/2021				0.0016 (J)	
9/10/2021					<0.001
2/2/2022			0.033		
2/3/2022	<0.001	<0.001		0.0013 (J)	<0.001
8/31/2022	<0.001	<0.001			<0.001
9/2/2022			0.0516	0.00111	
2/2/2023		<0.001		0.00109	<0.001
2/3/2023	<0.001		0.0332		
8/9/2023			0.0689		
8/10/2023	0.00439	<0.001		0.0011	<0.001

ND substitution: RL or RL/2 if <15% NDs.

Time Series

Constituent: Cobalt (mg/L) Analysis Run 10/13/2023 2:12 PM View: Desc.

Plant Arkwright Client: Southern Company Data: Arkwright No 3

	ARGWC-8	ARGWC-9
8/31/2016	<0.001	<0.001
10/25/2016		<0.001
10/26/2016	<0.001	
1/26/2017	<0.001	<0.001
4/12/2017	<0.001	<0.001
6/21/2017	<0.001	
6/22/2017		<0.001
10/25/2017		<0.001
10/26/2017	<0.001	
4/11/2018	<0.001	<0.001
10/17/2018	<0.001	<0.001
8/21/2019	0.00021 (J)	<0.001
10/9/2019	0.00041 (J)	0.00021 (J)
4/9/2020	0.00013 (J)	0.00015 (J)
6/23/2020	0.00017 (J)	
6/26/2020		<0.001
8/19/2020		0.00013 (J)
8/20/2020	0.00023 (J)	
10/1/2020	0.00021 (J)	<0.001
2/10/2021	0.00015 (J)	<0.001
9/9/2021	<0.001	<0.001
2/2/2022	0.00032 (J)	<0.001
8/31/2022	<0.001	<0.001
2/2/2023	<0.001	<0.001
8/10/2023	<0.001	<0.001

ND substitution: RL or RL/2 if <15% NDs.

Time Series

Constituent: Combined Radium 226 + 228 (pCi/L) Analysis Run 10/13/2023 2:12 PM View: Desc.

Plant Arkwright Client: Southern Company Data: Arkwright No 3

	ARAMW-3	ARAMW-4	ARAMW-6	ARGWA-12 (bg)	ARGWA-13 (bg)
8/30/2016				1.1	
8/31/2016					0.788
10/24/2016				0.808 (U)	
10/25/2016					0.503 (U)
1/23/2017				0.121 (U)	
1/24/2017					0.369
4/11/2017				0.378 (U)	0.71
6/21/2017				0.511	0.124 (U)
10/25/2017				0.587	0.981
4/9/2018					0.157 (U)
4/10/2018				0.513	
10/16/2018				0.53	0.305 (U)
8/19/2019					0.204 (U)
8/20/2019				0.759	
10/8/2019				0.76	0.398 (U)
4/7/2020				0.622	-0.0414 (U)
8/18/2020				0.587	0.38 (U)
8/20/2020	-0.137 (U)	0.624 (U)			
8/21/2020			0.285 (U)		
9/29/2020				0.765	0.403 (U)
9/30/2020	0.539 (U)	0.532			
10/1/2020			0.0114 (U)		
2/9/2021			0.18 (U)	1.16	0.394 (U)
2/10/2021	0.83	0.932			
9/7/2021				0.385	0.475
9/8/2021		0.528			
9/9/2021	0.413 (U)		1.24		
2/1/2022				0.615	0.328 (U)
2/2/2022	0.518 (U)	0.369 (U)	0.62		
8/30/2022				0.804	
8/31/2022	1.02		0.871		0.596
9/2/2022		0.947			
2/2/2023	1.99 (U)		1.48 (U)	4.25	
2/3/2023					1.27 (U)
2/7/2023		1.16 (U)			
8/9/2023		2.55		1.45	1.43 (U)

Time Series

Constituent: Combined Radium 226 + 228 (pCi/L) Analysis Run 10/13/2023 2:12 PM View: Desc.

Plant Arkwright Client: Southern Company Data: Arkwright No 3

	ARGWA-14 (bg)	ARGWA-24 (bg)	ARGWA-3 (bg)	ARGWA-5 (bg)	ARGWC-10
8/30/2016				0.505 (U)	
8/31/2016	0.949 (U)		0.226 (U)		
9/1/2016					0.153 (U)
10/25/2016	1.13		0.273 (U)	0.177 (U)	0.328 (U)
1/23/2017	0.426				
1/24/2017			0.11 (U)	0.107 (U)	
1/27/2017					-0.0761 (U)
4/11/2017	0.604		0.358 (U)	-0.0587 (U)	
4/12/2017					0.112 (U)
6/20/2017	0.974		0.265 (U)	0.503	
6/22/2017					0.414
10/25/2017	0.409 (U)		0.5	0.512	
10/26/2017					0.334 (U)
4/9/2018	0.306 (U)				
4/10/2018			0.323	0.262 (U)	
4/11/2018					0.17 (U)
10/16/2018	0.701		0.798	0.989	
10/17/2018					0.38 (U)
8/20/2019			0.352 (U)	-0.0925 (U)	
8/21/2019	0.0663 (U)				0.352 (U)
10/7/2019	0.447 (U)				
10/8/2019			0.419 (U)	0.348 (U)	
10/9/2019					-0.38 (U)
4/6/2020	0.286 (U)				
4/7/2020			0.0354 (U)	0.198 (U)	
4/8/2020					-0.0401 (U)
8/18/2020			0.132 (U)	1.12	
8/19/2020	-0.0549 (U)				-0.0271 (U)
9/29/2020	0.134 (U)		-0.0479 (U)	-0.146 (U)	
10/1/2020					0.172 (U)
12/1/2020		-0.0123 (U)			
2/9/2021		0.0311 (U)	-0.187 (U)	-0.312 (U)	0.163 (U)
2/11/2021	0.413 (U)				
9/8/2021	0.188 (U)	0.539	0.188 (U)	0.558	
9/10/2021					0.0831 (U)
2/1/2022		0.149 (U)	-0.0119 (U)	0.147 (U)	
2/2/2022	0.381 (U)				0.338 (U)
8/30/2022				0.546	
8/31/2022	0.345	0.161	0.805		0.5
2/2/2023		0.206 (U)			2.32 (U)
2/3/2023			1.51 (U)	2.97	
2/7/2023	1.51 (U)				
8/9/2023		0.251 (U)	0.426 (U)		2.22
8/10/2023	0.641 (U)			1.63	

Time Series

Constituent: Combined Radium 226 + 228 (pCi/L) Analysis Run 10/13/2023 2:12 PM View: Desc.

Plant Arkwright Client: Southern Company Data: Arkwright No 3

	ARGWC-15	ARGWC-16	ARGWC-17	ARGWC-18	ARGWC-7
8/31/2016					-0.106 (U)
9/1/2016		0.568	-0.081 (U)	0.495 (U)	
9/2/2016	2.11				
10/25/2016		1.57	0.675 (U)		0.518 (U)
10/26/2016	2.45			0.606 (U)	
1/26/2017	0.276 (U)	0.255 (U)	0.18 (U)		0.37
1/27/2017				0.641	
4/11/2017		0.334 (U)	0.547		
4/12/2017	0.387 (U)			-0.0936 (U)	0.316 (U)
6/21/2017	0.194 (U)	0.518	0.38	0.5	
6/22/2017					0.229 (U)
10/25/2017				0.345 (U)	0.281 (U)
10/26/2017	0.519	0.79	1.48		
4/10/2018	0.604	0.394	0.39		0.492
4/11/2018				0.331 (U)	
10/16/2018		0.0598 (U)			
10/17/2018	0.46 (U)		0.781	0.62	0.495 (U)
8/20/2019		0.227 (U)			
8/21/2019	0.491		-0.0366 (U)	0.693	0.0805 (U)
10/8/2019	0.421 (U)				
10/9/2019		-0.0245 (U)	0.118 (U)	0.0684 (U)	0.552
4/8/2020	0.309 (U)	0.28 (U)	0.402 (U)		0.366 (U)
4/9/2020				0.419 (U)	
8/18/2020			0.423		0.376 (U)
8/19/2020	0.538	0.306 (U)			
8/20/2020				0.191 (U)	
9/29/2020	0.394 (U)	-0.0246 (U)	0.175 (U)		0.334 (U)
9/30/2020				0.0811 (U)	
2/9/2021	0.669	0.46	0.332 (U)		
2/10/2021				0.568	0.412
9/8/2021	1.62	-0.108 (U)	-0.015 (U)		
9/9/2021				0.669	
9/10/2021					0.861
2/2/2022			0.107 (U)		
2/3/2022	0.609	0.712		0.503	0.12 (U)
8/31/2022	0.51	0.493			0.804
9/2/2022			1.75	2.67	
2/2/2023		1.31 (U)		2.04	1.76 (U)
2/3/2023	0.376 (U)		0.751 (U)		
8/9/2023			1.05 (U)		
8/10/2023	2.75	0.34 (U)		1.65 (U)	1.27 (U)

Time Series

Constituent: Combined Radium 226 + 228 (pCi/L) Analysis Run 10/13/2023 2:12 PM View: Desc.

Plant Arkwright Client: Southern Company Data: Arkwright No 3

	ARGWC-8	ARGWC-9
8/31/2016	0.218 (U)	0.279 (U)
10/25/2016		0.393 (U)
10/26/2016	0.335 (U)	
1/26/2017	0.345 (U)	0.0879 (U)
4/12/2017	0.37 (U)	0.219 (U)
6/21/2017	0.144 (U)	
6/22/2017		0.552
10/25/2017		0.388 (U)
10/26/2017	0.51	
4/11/2018	0.362	0.322
10/17/2018	0.385 (U)	0.327 (U)
8/21/2019	0.125 (U)	0.0554 (U)
10/9/2019	-0.164 (U)	-0.238 (U)
4/9/2020	0.255 (U)	0.334 (U)
8/19/2020		0.124 (U)
8/20/2020	0.14 (U)	
10/1/2020	0.512 (U)	0.501
2/10/2021	0.384	0.515
9/9/2021	0.616	0.57
2/2/2022	0.271 (U)	0.73 (U)
8/31/2022	0.618	0.0403
2/2/2023	0.844 (U)	0.0399 (U)
8/10/2023	0.68 (U)	0.492 (U)

Time Series

Constituent: Fluoride (mg/L) Analysis Run 10/13/2023 2:12 PM View: Desc.

Plant Arkwright Client: Southern Company Data: Arkwright No 3

	ARAMW-3	ARAMW-4	ARAMW-6	ARGWA-12 (bg)	ARGWA-13 (bg)
8/30/2016				<0.2	
8/31/2016					<0.1
10/24/2016				0.1 (J)	
10/25/2016					0.08 (J)
1/23/2017				<0.2	
1/24/2017					<0.1
4/11/2017				<0.2	<0.1
6/21/2017				<0.2	<0.1
10/25/2017				<0.2	<0.1
4/9/2018					<0.1
4/10/2018				<0.2	
10/16/2018				0.1 (J)	<0.1
3/26/2019					<0.1
3/27/2019				0.031 (J)	
8/19/2019					<0.1
8/20/2019				0.049 (J)	
10/8/2019				0.27 (J)	0.033 (J)
4/7/2020				0.082 (J)	0.086 (J)
6/24/2020	0.18	0.041 (J)	0.082 (J)		
6/25/2020					0.03 (J)
6/26/2020				0.051 (J)	
8/18/2020				0.041 (J)	<0.1
8/20/2020	<0.1	<0.1			
8/21/2020			0.051 (J)		
9/29/2020				0.06 (J)	0.032 (J)
9/30/2020	0.064 (J)	0.028 (J)			
10/1/2020			0.071 (J)		
2/9/2021			0.083 (J)	0.07 (J)	0.036 (J)
2/10/2021	0.099 (J)	0.028 (J)			
9/7/2021				0.11	0.075 (J)
9/8/2021		0.034 (J)			
9/9/2021	0.12		0.13		
2/1/2022				0.065 (J)	0.032 (J)
2/2/2022	0.072 (J)	0.055 (J)	0.089 (J)		
8/30/2022				0.167	
8/31/2022	0.127		0.168		0.135
9/2/2022		0.059 (J)			
2/2/2023	0.138		0.143	0.221	
2/3/2023					<0.1
2/7/2023		0.038 (J)			
8/9/2023		0.23		0.271	0.239

ND substitution: RL or RL/2 if <15% NDs.

Time Series

Constituent: Fluoride (mg/L) Analysis Run 10/13/2023 2:12 PM View: Desc.

Plant Arkwright Client: Southern Company Data: Arkwright No 3

	ARGWA-14 (bg)	ARGWA-24 (bg)	ARGWA-3 (bg)	ARGWA-5 (bg)	ARGWC-10
8/30/2016				<0.1	
8/31/2016	0.12 (J)		<0.1		
9/1/2016					<0.1
10/25/2016	0.53		0.14 (J)	0.09 (J)	0.1 (J)
1/23/2017	0.4				
1/24/2017			<0.1	<0.1	
1/27/2017					<0.1
4/11/2017	0.31		<0.1	<0.1	
4/12/2017					<0.1
6/20/2017	0.27		<0.1	<0.1	
6/22/2017					<0.1
10/25/2017	0.29		<0.1	<0.1	
10/26/2017					<0.1
4/9/2018	0.25				
4/10/2018			<0.1	<0.1	
4/11/2018					<0.1
10/16/2018	0.33		0.1 (J)	<0.1	
10/17/2018					<0.1
3/27/2019	0.15 (J)		0.034 (J)	0.026 (J)	
3/28/2019					0.03 (J)
8/20/2019			0.053 (J)	0.047 (J)	
8/21/2019	0.35				0.047 (J)
10/7/2019	0.12 (J)				
10/8/2019			0.056 (J)	0.05 (J)	
10/9/2019					0.053 (J)
4/6/2020	0.28				
4/7/2020			0.098 (J)	0.072 (J)	
4/8/2020					0.071 (J)
6/23/2020					0.04 (J)
6/25/2020	0.17		0.06 (J)	0.042 (J)	
8/18/2020			<0.1	<0.1	
8/19/2020	0.12				<0.1
9/29/2020	0.13		0.065 (J)	0.051 (J)	
10/1/2020					0.048 (J)
12/1/2020		<0.1			
2/9/2021		0.057 (J)	0.084 (J)	0.055 (J)	0.051 (J)
2/11/2021	0.25				
9/8/2021	0.2	0.1	0.1	0.1	
9/10/2021					0.067 (J)
2/1/2022		0.054 (J)	0.086 (J)	0.059 (J)	
2/2/2022	0.19				0.063 (J)
8/30/2022				0.155	
8/31/2022	0.155	0.164	0.184		<0.1
2/2/2023		0.125			0.134
2/3/2023			0.155 (J)	<0.1	
2/7/2023	0.275				
8/9/2023		0.0732 (J)	0.316		0.111
8/10/2023	0.254			0.128	

ND substitution: RL or RL/2 if <15% NDs.

Time Series

Constituent: Fluoride (mg/L) Analysis Run 10/13/2023 2:12 PM View: Desc.

Plant Arkwright Client: Southern Company Data: Arkwright No 3

	ARGWC-15	ARGWC-16	ARGWC-17	ARGWC-18	ARGWC-7
8/31/2016					<0.1
9/1/2016		<0.1	<0.1	0.083 (J)	
9/2/2016	0.21				
10/25/2016		0.08 (J)	0.08 (J)		0.02 (J)
10/26/2016	0.21 (J)			0.32 (o)	
1/26/2017	0.097 (J)	<0.1	<0.1		<0.1
1/27/2017				0.097 (J)	
4/11/2017		<0.1	<0.1		
4/12/2017	<0.2			0.088 (J)	<0.1
6/21/2017	<0.2	<0.1	<0.1	0.096 (J)	
6/22/2017					<0.1
10/25/2017				0.092 (J)	<0.1
10/26/2017	<0.2	<0.1	<0.1		
4/10/2018	<0.2	<0.1	<0.1		<0.1
4/11/2018				0.09 (J)	
10/16/2018		<0.1			
10/17/2018	0.1 (J)		<0.1	0.11 (J)	<0.1
3/27/2019	0.05 (J)			0.05 (J)	
3/28/2019		<0.1	<0.1		<0.1
8/20/2019		0.033 (J)			
8/21/2019	0.1 (J)		0.031 (J)	0.079 (J)	<0.1
10/8/2019	0.33 (J)				
10/9/2019		0.031 (J)	0.03 (J)	0.068 (J)	0.032 (J)
4/8/2020	0.12	0.051 (J)	0.053 (J)		0.062 (J)
4/9/2020				0.11	
6/24/2020		0.038 (J)	<0.1	0.094 (J)	
6/25/2020	0.067 (J)				<0.1
8/18/2020			<0.1		<0.1
8/19/2020	0.081 (J)	<0.1			
8/20/2020				<0.1	
9/29/2020	0.089 (J)	0.026 (J)	0.029 (J)		0.027 (J)
9/30/2020				0.082 (J)	
2/9/2021	0.094 (J)	0.056 (J)	<0.1		
2/10/2021				0.12	0.033 (J)
9/8/2021	0.15	0.044 (J)	0.055 (J)		
9/9/2021				0.17	
9/10/2021					0.032 (J)
2/2/2022			0.028 (J)		
2/3/2022	0.068 (J)	0.027 (J)		0.078 (J)	0.074 (J)
8/31/2022	0.169	<0.1			<0.1
9/2/2022			0.082 (J)	0.141	
2/2/2023		<0.1		0.176	<0.1
2/3/2023	0.136 (J)		<0.1		
8/9/2023			0.137		
8/10/2023	0.131	0.0335 (J)		0.129	<0.1

ND substitution: RL or RL/2 if <15% NDs.

Time Series

Constituent: Fluoride (mg/L) Analysis Run 10/13/2023 2:12 PM View: Desc.

Plant Arkwright Client: Southern Company Data: Arkwright No 3

	ARGWC-8	ARGWC-9
8/31/2016	0.11 (J)	<0.1
10/25/2016		0.2 (J)
10/26/2016	0.43 (o)	
1/26/2017	0.13 (J)	<0.1
4/12/2017	0.13 (J)	<0.1
6/21/2017	0.14 (J)	
6/22/2017		<0.1
10/25/2017		<0.1
10/26/2017	0.13 (J)	
4/11/2018	0.13 (J)	<0.1
10/17/2018	0.16 (J)	<0.1
3/28/2019	0.089 (J)	<0.1
8/21/2019	0.12 (J)	0.03 (J)
10/9/2019	0.085 (J)	0.038 (J)
4/9/2020	0.16	0.066 (J)
6/23/2020	0.12	
6/26/2020		0.027 (J)
8/19/2020		<0.1
8/20/2020	0.054 (J)	
10/1/2020	0.14	0.041 (J)
2/10/2021	0.17	0.051 (J)
9/9/2021	0.18	0.06 (J)
2/2/2022	0.19	0.043 (J)
8/31/2022	0.172	0.147
2/2/2023	0.217	0.182
8/10/2023	0.141	0.079 (J)

ND substitution: RL or RL/2 if <15% NDs.

Time Series

Constituent: Lead (mg/L) Analysis Run 10/13/2023 2:12 PM View: Desc.

Plant Arkwright Client: Southern Company Data: Arkwright No 3

	ARAMW-3	ARAMW-4	ARAMW-6	ARGWA-12 (bg)	ARGWA-13 (bg)
5/6/2009				<0.002	
5/7/2009					<0.002
12/3/2009				<0.002	<0.002
5/25/2010				<0.002	<0.002
11/9/2010				<0.002	
11/10/2010					<0.002
5/24/2011				<0.002	
5/25/2011					<0.002
11/10/2011				<0.002	<0.002
5/18/2012				<0.002	
5/30/2012					<0.002
11/9/2012				<0.002	<0.002
5/8/2013				<0.002	
5/9/2013					<0.002
11/6/2013				<0.002	
11/11/2013					<0.002
5/20/2014				<0.002	
5/21/2014					<0.002
11/18/2014				<0.002	<0.002
4/7/2015					<0.002
4/14/2015				<0.002	
10/28/2015					<0.002
10/29/2015				<0.002	
6/23/2016				<0.002	<0.002
8/30/2016				<0.002	
8/31/2016					<0.002
10/24/2016				0.0002 (J)	
10/25/2016					<0.002
1/23/2017				<0.002	
1/24/2017					<0.002
4/11/2017				<0.002	<0.002
6/21/2017				<0.002	<0.002
10/25/2017				<0.002	<0.002
4/9/2018					<0.002
4/10/2018				<0.002	
10/16/2018				<0.002	<0.002
3/26/2019					<0.002
3/27/2019				<0.002	
8/19/2019					<0.002
8/20/2019				<0.002	
10/8/2019				<0.002	0.00013 (J)
4/7/2020				<0.002	<0.002
8/18/2020				<0.002	<0.002
8/20/2020	<0.002	<0.002			
8/21/2020			<0.002		
9/29/2020				<0.002	<0.002
9/30/2020	<0.002	<0.002			
10/1/2020			<0.002		
2/9/2021			<0.002	<0.002	<0.002
2/10/2021	<0.002	<0.002			
9/7/2021				<0.002	<0.002
9/8/2021		<0.002			

ND substitution: RL or RL/2 if <15% NDs.

Time Series

Constituent: Lead (mg/L) Analysis Run 10/13/2023 2:12 PM View: Desc.

Plant Arkwright Client: Southern Company Data: Arkwright No 3

	ARAMW-3	ARAMW-4	ARAMW-6	ARGWA-12 (bg)	ARGWA-13 (bg)
9/9/2021	<0.002		<0.002		
2/1/2022				<0.002	<0.002
2/2/2022	<0.002	<0.002	<0.002		
8/30/2022				<0.002	
8/31/2022	<0.002		<0.002		<0.002
9/2/2022		<0.002			
2/2/2023	<0.002		<0.002	<0.002	
2/3/2023					<0.002
2/7/2023		<0.002			
8/9/2023		<0.002		<0.002	<0.002

Time Series

Constituent: Lead (mg/L) Analysis Run 10/13/2023 2:12 PM View: Desc.

Plant Arkwright Client: Southern Company Data: Arkwright No 3

	ARGWA-14 (bg)	ARGWA-24 (bg)	ARGWA-3 (bg)	ARGWA-5 (bg)	ARGWC-10
12/16/1997			0.162 (o)	<0.002	
6/30/1998			0.013	<0.002	
12/2/1998			0.01	0.002	
6/8/1999			0.004	<0.002	
12/7/1999			0.004	<0.002	
6/15/2000			0.004	<0.002	
12/12/2000			0.00378	<0.002	
12/5/2001			0.003	<0.002	
6/26/2002			0.00815	0.00539	
12/3/2002			0.008	<0.002	
6/11/2003			<0.002	<0.002	
12/10/2003			<0.002	<0.002	
6/15/2004			<0.002	<0.002	
12/14/2004			<0.002	0.013 (o)	
6/2/2005			<0.002	<0.002	
12/14/2005			<0.002	<0.002	
4/5/2006			<0.002	<0.002	
10/30/2006			<0.002	<0.002	
5/10/2007			<0.002	<0.002	
11/17/2007			<0.002	<0.002	
5/3/2008			<0.002	<0.002	
10/22/2008			<0.002	<0.002	
5/6/2009				<0.002	
5/7/2009			<0.002		
5/13/2009					<0.002
12/1/2009				<0.002	
12/3/2009					<0.002
12/4/2009			<0.002		
5/25/2010				<0.002	
5/26/2010					<0.002
6/1/2010			<0.002		
6/2/2010	<0.002				
11/9/2010				<0.002	<0.002
11/10/2010	<0.002		<0.002		
5/19/2011	<0.002				<0.002
5/24/2011				<0.002	
5/25/2011			<0.002		
11/9/2011	<0.002				
11/10/2011				<0.002	
11/11/2011					<0.002
11/12/2011			<0.002		
5/17/2012					<0.002
5/18/2012				<0.002	
5/30/2012	<0.002				
5/31/2012			0.0005 (J)		
11/9/2012				<0.002	<0.002
11/11/2012	<0.002		<0.002		
5/7/2013					<0.002
5/8/2013				<0.002	
5/9/2013	<0.002				
5/13/2013			<0.002		
11/6/2013				<0.002	<0.002

ND substitution: RL or RL/2 if <15% NDs.

Time Series

Constituent: Lead (mg/L) Analysis Run 10/13/2023 2:12 PM View: Desc.

Plant Arkwright Client: Southern Company Data: Arkwright No 3

	ARGWA-14 (bg)	ARGWA-24 (bg)	ARGWA-3 (bg)	ARGWA-5 (bg)	ARGWC-10
11/11/2013	<0.002				
11/12/2013			<0.002		
5/20/2014				<0.002	<0.002
5/29/2014	<0.002		<0.002		
11/17/2014				<0.002	
11/18/2014					<0.002
11/19/2014	<0.002				
4/7/2015				<0.002	<0.002
4/14/2015	<0.002		<0.002		
10/28/2015				<0.002	<0.002
11/3/2015			<0.002		
11/4/2015	<0.002				
6/23/2016	<0.002		<0.002	<0.002	<0.002
8/30/2016				<0.002	
8/31/2016	<0.002		<0.002		
9/1/2016					<0.002
10/25/2016	<0.002		<0.002	<0.002	<0.002
1/23/2017	0.0013				
1/24/2017			<0.002	<0.002	
1/27/2017					<0.002
4/11/2017	<0.002		<0.002	<0.002	
4/12/2017					<0.002
6/20/2017	<0.002		<0.002	<0.002	
6/22/2017					<0.002
10/25/2017	<0.002		<0.002	<0.002	
10/26/2017					<0.002
4/9/2018	<0.002				
4/10/2018			<0.002	<0.002	
4/11/2018					<0.002
10/16/2018	<0.002		<0.002	<0.002	
10/17/2018					<0.002
3/27/2019	<0.002		<0.002	<0.002	
3/28/2019					<0.002
8/20/2019			0.00014 (J)	0.00014 (J)	
8/21/2019	0.00019 (J)				<0.002
10/7/2019	<0.002				
10/8/2019			0.001	0.00016 (J)	
10/9/2019					<0.002
4/6/2020	<0.002				
4/7/2020			<0.002	<0.002	
4/8/2020					0.031
8/18/2020			0.00019 (J)	0.00013 (J)	
8/19/2020	<0.002				0.00013 (J)
9/29/2020	<0.002		<0.002	<0.002	
10/1/2020					<0.002
12/1/2020		<0.002			
2/9/2021		<0.002	<0.002	<0.002	<0.002
2/11/2021	<0.002				
9/8/2021	<0.002	<0.002	<0.002	<0.002	
9/10/2021					<0.002
2/1/2022		<0.002	<0.002	<0.002	
2/2/2022	<0.002				<0.002

ND substitution: RL or RL/2 if <15% NDs.

Time Series

Constituent: Lead (mg/L) Analysis Run 10/13/2023 2:12 PM View: Desc.

Plant Arkwright Client: Southern Company Data: Arkwright No 3

	ARGWA-14 (bg)	ARGWA-24 (bg)	ARGWA-3 (bg)	ARGWA-5 (bg)	ARGWC-10
8/30/2022				<0.002	
8/31/2022	<0.002	<0.002	<0.002		<0.002
2/2/2023		<0.002			<0.002
2/3/2023			<0.002	<0.002	
2/7/2023	<0.002				
8/9/2023		<0.002	<0.002		<0.002
8/10/2023	<0.002			<0.002	

ND substitution: RL or RL/2 if <15% NDs.

Time Series

Constituent: Lead (mg/L) Analysis Run 10/13/2023 2:12 PM View: Desc.

Plant Arkwright Client: Southern Company Data: Arkwright No 3

	ARGWC-15	ARGWC-16	ARGWC-17	ARGWC-18	ARGWC-7
12/14/2005					<0.002
4/5/2006					<0.002
10/30/2006					<0.002
5/10/2007					0.0032
11/17/2007					<0.002
5/2/2008					0.008 (o)
10/22/2008					<0.002
5/5/2009	<0.002				
5/12/2009		<0.002	<0.002	<0.002	
5/14/2009					0.00083
12/1/2009					<0.002
12/4/2009	<0.002		<0.002	<0.002	
12/5/2009		<0.002			
5/25/2010			<0.002	<0.002	
5/26/2010		<0.002			<0.002
6/1/2010	<0.002				
11/9/2010		<0.002	<0.002		
11/10/2010	<0.002			<0.002	<0.002
5/19/2011				<0.002	
5/24/2011		<0.002	<0.002		
5/25/2011	<0.002				<0.002
11/9/2011	<0.002				
11/11/2011					<0.002
11/12/2011		<0.002	<0.002	<0.002	
5/17/2012				<0.002	<0.002
5/30/2012		<0.002	<0.002		
5/31/2012	0.0008 (J)				
11/9/2012		<0.002	<0.002		<0.002
11/10/2012	<0.002			<0.002	
5/7/2013				<0.002	
5/8/2013			<0.002		<0.002
5/13/2013	0.025 (o)	<0.002			
11/5/2013				<0.002	<0.002
11/6/2013		<0.002	<0.002		
11/12/2013	<0.002				
5/20/2014			<0.002		
5/21/2014		<0.002			<0.002
5/28/2014	<0.002			<0.002	
11/17/2014		<0.002	<0.002		<0.002
11/19/2014				<0.002	
11/20/2014	<0.002				
4/7/2015		<0.002	<0.002		<0.002
4/14/2015	<0.002				
4/15/2015				<0.002	
10/28/2015		<0.002	<0.002		<0.002
10/29/2015				<0.002	
11/3/2015	<0.002				
6/23/2016	<0.002				<0.002
6/24/2016		<0.002	<0.002	<0.002	
8/31/2016					<0.002
9/1/2016		<0.002	<0.002	<0.002	
9/2/2016	0.0056				

ND substitution: RL or RL/2 if <15% NDs.

Time Series

Constituent: Lead (mg/L) Analysis Run 10/13/2023 2:12 PM View: Desc.

Plant Arkwright Client: Southern Company Data: Arkwright No 3

	ARGWC-15	ARGWC-16	ARGWC-17	ARGWC-18	ARGWC-7
10/25/2016		<0.002	<0.002		<0.002
10/26/2016	0.0003 (J)			0.0002 (J)	
1/26/2017	<0.002	<0.002	<0.002		<0.002
1/27/2017				<0.002	
4/11/2017		<0.002	<0.002		
4/12/2017	<0.002			<0.002	<0.002
6/21/2017	<0.002	<0.002	<0.002	<0.002	
6/22/2017					<0.002
10/25/2017				<0.002	<0.002
10/26/2017	<0.002	<0.002	<0.002		
4/10/2018	<0.002	<0.002	<0.002		<0.002
4/11/2018				<0.002	
10/16/2018		<0.002			
10/17/2018	0.0016		<0.002	<0.002	<0.002
3/27/2019	<0.002			<0.002	
3/28/2019		<0.002	<0.002		<0.002
8/20/2019		<0.002			
8/21/2019	<0.002		<0.002	<0.002	<0.002
10/8/2019	<0.002				
10/9/2019		<0.002	<0.002	<0.002	<0.002
4/8/2020	<0.002	<0.002	<0.002		<0.002
4/9/2020				<0.002	
8/18/2020			<0.002		<0.002
8/19/2020	<0.002	<0.002			
8/20/2020				0.00028 (J)	
9/29/2020	<0.002	<0.002	<0.002		<0.002
9/30/2020				0.0002 (J)	
2/9/2021	<0.002	<0.002	<0.002		
2/10/2021				<0.002	<0.002
9/8/2021	0.0016	<0.002	0.00022 (J)		
9/9/2021				0.00031 (J)	
9/10/2021					<0.002
2/2/2022			<0.002		
2/3/2022	<0.002	0.00021 (J)		<0.002	<0.002
8/31/2022	<0.002	<0.002			<0.002
9/2/2022			<0.002	<0.002	
2/2/2023		<0.002		<0.002	<0.002
2/3/2023	<0.002		<0.002		
8/9/2023			<0.002		
8/10/2023	0.000841 (J)	<0.002		<0.002	<0.002

ND substitution: RL or RL/2 if <15% NDs.

Time Series

Constituent: Lead (mg/L) Analysis Run 10/13/2023 2:12 PM View: Desc.

Plant Arkwright Client: Southern Company Data: Arkwright No 3

	ARGWC-8	ARGWC-9
5/13/2009		<0.002
5/14/2009	<0.002	
12/3/2009	<0.002	<0.002
5/26/2010	<0.002	<0.002
11/9/2010	<0.002	<0.002
5/18/2011	<0.002	
5/19/2011		<0.002
11/11/2011	<0.002	<0.002
5/17/2012	<0.002	<0.002
11/9/2012	<0.002	<0.002
5/7/2013	<0.002	<0.002
11/5/2013	<0.002	
11/6/2013		<0.002
5/21/2014	<0.002	<0.002
11/18/2014	<0.002	<0.002
4/7/2015	<0.002	<0.002
10/28/2015	<0.002	<0.002
6/23/2016	<0.002	<0.002
8/31/2016	<0.002	<0.002
10/25/2016		<0.002
10/26/2016	<0.002	
1/26/2017	<0.002	<0.002
4/12/2017	<0.002	<0.002
6/21/2017	<0.002	
6/22/2017		<0.002
10/25/2017		<0.002
10/26/2017	<0.002	
4/11/2018	<0.002	<0.002
10/17/2018	<0.002	<0.002
3/28/2019	<0.002	<0.002
8/21/2019	<0.002	<0.002
10/9/2019	0.00019 (J)	0.00016 (J)
4/9/2020	<0.002	<0.002
8/19/2020		<0.002
8/20/2020	<0.002	
10/1/2020	<0.002	<0.002
2/10/2021	<0.002	<0.002
9/9/2021	<0.002	<0.002
2/2/2022	0.00024 (J)	<0.002
8/31/2022	<0.002	<0.002
2/2/2023	<0.002	<0.002
8/10/2023	<0.002	<0.002

ND substitution: RL or RL/2 if <15% NDs.

Time Series

Constituent: Lithium (mg/L) Analysis Run 10/13/2023 2:12 PM View: Desc.

Plant Arkwright Client: Southern Company Data: Arkwright No 3

	ARAMW-3	ARAMW-4	ARAMW-6	ARGWA-12 (bg)	ARGWA-13 (bg)
8/30/2016				0.0052	
8/31/2016					0.0053
10/24/2016				<0.05 (o)	
10/25/2016					0.0048 (J)
1/23/2017				0.0039 (J)	
1/24/2017					0.0032 (J)
4/11/2017				0.004 (J)	0.0036 (J)
6/21/2017				0.0041 (J)	0.0052
10/25/2017				0.0056	0.0059
4/9/2018					0.0056
4/10/2018				0.007	
10/16/2018				0.0045 (J)	0.0057
8/19/2019					0.0058
8/20/2019				0.0053	
10/8/2019				0.0078	0.0099
4/7/2020				0.0036 (J)	0.0036 (J)
6/24/2020	0.0046 (J)	0.013	<0.01		
6/25/2020					0.0067
6/26/2020				0.0061	
8/18/2020				0.0039 (J)	0.0042 (J)
8/20/2020	<0.005	0.012			
8/21/2020			<0.01		
9/29/2020				0.0048 (J)	0.0052
9/30/2020	0.0055	0.012			
10/1/2020			<0.01		
2/9/2021			<0.01	0.0051	0.0054
2/10/2021	0.0046 (J)	0.014			
9/7/2021				0.0042 (J)	0.0059
9/8/2021		0.013			
9/9/2021	0.0041 (J)		<0.01		
2/1/2022				0.0047 (J)	0.0045 (J)
2/2/2022	0.0045 (J)	0.014	<0.01		
8/30/2022				0.00493 (J)	
8/31/2022	0.00404 (J)		<0.01		0.00609 (J)
9/2/2022		0.0117			
2/2/2023	0.00391 (J)		<0.01	0.00499 (J)	
2/3/2023					0.00436 (J)
2/7/2023		0.0133			
8/9/2023		0.013		0.00479 (J)	0.00536 (J)

ND substitution: RL or RL/2 if <15% NDs.

Time Series

Constituent: Lithium (mg/L) Analysis Run 10/13/2023 2:12 PM View: Desc.

Plant Arkwright Client: Southern Company Data: Arkwright No 3

	ARGWA-14 (bg)	ARGWA-24 (bg)	ARGWA-3 (bg)	ARGWA-5 (bg)	ARGWC-10
8/30/2016				<0.01	
8/31/2016	0.0053		<0.01		
9/1/2016					<0.01
10/25/2016	<0.01		<0.01	<0.01	<0.01
1/23/2017	0.0043 (J)				
1/24/2017			<0.01	<0.01	
1/27/2017					<0.01
4/11/2017	<0.01		<0.01	<0.01	
4/12/2017					<0.01
6/20/2017	0.0042 (J)		<0.01	<0.01	
6/22/2017					<0.01
10/25/2017	0.0061		<0.01	<0.01	
10/26/2017					<0.01
4/9/2018	0.0052				
4/10/2018			<0.01	<0.01	
4/11/2018					0.0015 (J)
10/16/2018	0.0052		0.0017 (J)	<0.01	
10/17/2018					0.0011 (J)
8/20/2019			<0.01	<0.01	
8/21/2019	<0.01				<0.01
10/7/2019	0.007				
10/8/2019			0.0047 (J)	0.0055	
10/9/2019					0.0055
4/6/2020	<0.01				
4/7/2020			<0.01	<0.01	
4/8/2020					<0.01
6/23/2020					<0.01
6/25/2020	0.0071		<0.01	<0.01	
8/18/2020			<0.01	<0.01	
8/19/2020	<0.01				<0.01
9/29/2020	0.0044 (J)		<0.01	<0.01	
10/1/2020					<0.01
12/1/2020		<0.01			
2/9/2021		<0.01	<0.01	<0.01	<0.01
2/11/2021	<0.01				
9/8/2021	<0.01	<0.01	<0.01	<0.01	
9/10/2021					<0.01
2/1/2022		0.0027 (J)	<0.01	<0.01	
2/2/2022	0.0032 (J)				0.0012 (J)
8/30/2022				<0.01	
8/31/2022	0.00399 (J)	<0.01	<0.01		<0.01
2/2/2023		<0.01			<0.01
2/3/2023			<0.01	<0.01	
2/7/2023	0.00426 (J)				
8/9/2023		<0.01	<0.01		<0.01
8/10/2023	<0.01			<0.01	

ND substitution: RL or RL/2 if <15% NDs.

Time Series

Constituent: Lithium (mg/L) Analysis Run 10/13/2023 2:12 PM View: Desc.

Plant Arkwright Client: Southern Company Data: Arkwright No 3

	ARGWC-15	ARGWC-16	ARGWC-17	ARGWC-18	ARGWC-7
8/31/2016					<0.01
9/1/2016		<0.01	<0.01	0.0033 (J)	
9/2/2016	0.0045 (J)				
10/25/2016		<0.01	<0.01		0.0024 (J)
10/26/2016	0.0025 (J)			0.0037 (J)	
1/26/2017	<0.01	<0.01	<0.01		0.0033 (J)
1/27/2017				0.0048 (J)	
4/11/2017		<0.01	<0.01		
4/12/2017	<0.01			0.0039 (J)	<0.01
6/21/2017	<0.01	<0.01	<0.01	0.0037 (J)	
6/22/2017					<0.01
10/25/2017				0.0047 (J)	0.005
10/26/2017	<0.01	<0.01	<0.01		
4/10/2018	0.0029 (J)	0.0031 (J)	0.0023 (J)		0.005
4/11/2018				0.0062	
10/16/2018		0.0016 (J)			
10/17/2018	<0.01		0.0014 (J)	0.0049 (J)	0.0025 (J)
8/20/2019		<0.01			
8/21/2019	<0.01		<0.01	0.0036 (J)	0.0034 (J)
10/8/2019	0.004 (J)				
10/9/2019		0.0076	0.0071	0.013	0.0083
4/8/2020	<0.01	<0.01	<0.01		<0.01
4/9/2020				<0.005	
6/24/2020		<0.01	<0.01	0.0047 (J)	
6/25/2020	0.004 (J)				0.0046 (J)
8/18/2020			<0.01		<0.01
8/19/2020	<0.01	<0.01			
8/20/2020				<0.005	
9/29/2020	<0.01	<0.01	<0.01		<0.01
9/30/2020				0.0048 (J)	
2/9/2021	<0.01	<0.01	<0.01		
2/10/2021				0.0041 (J)	<0.01
9/8/2021	<0.01	<0.01	<0.01		
9/9/2021				0.0047 (J)	
9/10/2021					<0.01
2/2/2022			0.0014 (J)		
2/3/2022	0.002 (J)	0.002 (J)		0.0046 (J)	0.0031 (J)
8/31/2022	<0.01	<0.01			0.00308 (J)
9/2/2022			<0.01	0.0038 (J)	
2/2/2023		<0.01		0.00391 (J)	<0.01
2/3/2023	<0.01		<0.01		
8/9/2023			<0.01		
8/10/2023	<0.01	<0.01		0.0043 (J)	<0.01

ND substitution: RL or RL/2 if <15% NDs.

Time Series

Constituent: Lithium (mg/L) Analysis Run 10/13/2023 2:12 PM View: Desc.

Plant Arkwright Client: Southern Company Data: Arkwright No 3

	ARGWC-8	ARGWC-9
8/31/2016	0.0039 (J)	<0.01
10/25/2016		<0.01
10/26/2016	0.0025 (J)	
1/26/2017	0.0035 (J)	<0.01
4/12/2017	<0.005	<0.01
6/21/2017	<0.005	
6/22/2017		<0.01
10/25/2017		<0.01
10/26/2017	0.0041 (J)	
4/11/2018	0.0041 (J)	<0.01
10/17/2018	0.0037 (J)	<0.01
8/21/2019	<0.005	<0.01
10/9/2019	0.0077	0.0061
4/9/2020	<0.005	<0.01
6/23/2020	0.0042 (J)	
6/26/2020		<0.01
8/19/2020		<0.01
8/20/2020	<0.005	
10/1/2020	0.0035 (J)	<0.01
2/10/2021	<0.005	<0.01
9/9/2021	0.0037 (J)	<0.01
2/2/2022	0.0039 (J)	<0.01
8/31/2022	0.00345 (J)	<0.01
2/2/2023	0.00337 (J)	<0.01
8/10/2023	0.00333 (J)	<0.01

ND substitution: RL or RL/2 if <15% NDs.

Time Series

Constituent: Mercury (mg/L) Analysis Run 10/13/2023 2:12 PM View: Desc.

Plant Arkwright Client: Southern Company Data: Arkwright No 3

	ARAMW-3	ARAMW-4	ARAMW-6	ARGWA-12 (bg)	ARGWA-13 (bg)
8/30/2016				<0.0002	
8/31/2016					<0.0002
10/24/2016				<0.0002	
10/25/2016					<0.0002
1/23/2017				<0.0002	
1/24/2017					<0.0002
4/11/2017				<0.0002	<0.0002
6/21/2017				<0.0002	<0.0002
10/25/2017				<0.0002	<0.0002
4/9/2018					<0.0002
4/10/2018				7.2E-05 (J)	
10/16/2018				<0.0002	<0.0002
8/19/2019					<0.0002
8/20/2019				<0.0002	
4/7/2020				<0.0002	<0.0002
8/18/2020				<0.0002	<0.0002
8/20/2020	<0.0002	<0.0002			
8/21/2020			<0.0002		
9/7/2021				<0.0002	<0.0002
9/8/2021		<0.0002			
9/9/2021	<0.0002		<0.0002		
2/1/2022				<0.0002	<0.0002
2/2/2022	<0.0002	<0.0002	<0.0002		
8/30/2022				<0.0002	
8/31/2022	<0.0002		<0.0002		<0.0002
9/2/2022		<0.0002			
2/2/2023	<0.0002		<0.0002	<0.0002	
2/3/2023					<0.0002
2/7/2023		<0.0002			
8/9/2023		<0.0002		<0.0002	<0.0002

ND substitution: RL or RL/2 if <15% NDs.

Time Series

Constituent: Mercury (mg/L) Analysis Run 10/13/2023 2:12 PM View: Desc.

Plant Arkwright Client: Southern Company Data: Arkwright No 3

	ARGWA-14 (bg)	ARGWA-24 (bg)	ARGWA-3 (bg)	ARGWA-5 (bg)	ARGWC-10
8/30/2016				<0.0002	
8/31/2016	<0.0002		<0.0002		
9/1/2016					<0.0002
10/25/2016	<0.0002		<0.0002	<0.0002	<0.0002
1/23/2017	<0.0002				
1/24/2017			<0.0002	<0.0002	
1/27/2017					7.7E-05 (J)
4/11/2017	<0.0002		<0.0002	<0.0002	
4/12/2017					<0.0002
6/20/2017	<0.0002		<0.0002	<0.0002	
6/22/2017					<0.0002
10/25/2017	<0.0002		<0.0002	<0.0002	
10/26/2017					<0.0002
4/9/2018	<0.0002				
4/10/2018			<0.0002	7E-05 (J)	
4/11/2018					<0.0002
10/16/2018	<0.0002		<0.0002	<0.0002	
10/17/2018					<0.0002
8/20/2019			<0.0002	<0.0002	
8/21/2019	<0.0002				<0.0002
4/6/2020	<0.0002				
4/7/2020			0.00016 (J)	<0.0002	
4/8/2020					<0.0002
8/18/2020			<0.0002	<0.0002	
8/19/2020	<0.0002				<0.0002
12/1/2020		<0.0002			
2/9/2021		<0.0002			
9/8/2021	<0.0002	<0.0002	<0.0002	<0.0002	
9/10/2021					<0.0002
2/1/2022		<0.0002	<0.0002	<0.0002	
2/2/2022	<0.0002				<0.0002
8/30/2022				<0.0002	
8/31/2022	<0.0002	<0.0002	<0.0002		<0.0002
2/2/2023		<0.0002			<0.0002
2/3/2023			<0.0002	<0.0002	
2/7/2023	<0.0002				
8/9/2023		<0.0002	<0.0002		<0.0002
8/10/2023	<0.0002			<0.0002	

ND substitution: RL or RL/2 if <15% NDs.

Time Series

Constituent: Mercury (mg/L) Analysis Run 10/13/2023 2:12 PM View: Desc.

Plant Arkwright Client: Southern Company Data: Arkwright No 3

	ARGWC-15	ARGWC-16	ARGWC-17	ARGWC-18	ARGWC-7
8/31/2016					<0.0002
9/1/2016		8.8E-05 (J)	<0.0002	<0.0002	
9/2/2016	<0.0002				
10/25/2016		<0.0002	<0.0002		<0.0002
10/26/2016	<0.0002			<0.0002	
1/26/2017	<0.0002	7.9E-05 (J)	<0.0002		<0.0002
1/27/2017				7.4E-05 (J)	
4/11/2017		<0.0002	<0.0002		
4/12/2017	<0.0002			<0.0002	<0.0002
6/21/2017	<0.0002	0.00011 (J)	<0.0002	<0.0002	
6/22/2017					<0.0002
10/25/2017				<0.0002	<0.0002
10/26/2017	<0.0002	9.4E-05 (J)	<0.0002		
4/10/2018	7.1E-05 (J)	9.9E-05 (J)	<0.0002		7E-05 (J)
4/11/2018				<0.0002	
10/16/2018		7E-05 (J)			
10/17/2018	<0.0002		<0.0002	<0.0002	<0.0002
8/20/2019		<0.0002			
8/21/2019	<0.0002		<0.0002	<0.0002	<0.0002
4/8/2020	<0.0002	<0.0002	<0.0002		<0.0002
4/9/2020				<0.0002	
8/18/2020			<0.0002		<0.0002
8/19/2020	<0.0002	<0.0002			
8/20/2020				<0.0002	
9/8/2021	<0.0002	<0.0002	<0.0002		
9/9/2021				<0.0002	
9/10/2021					<0.0002
2/2/2022			<0.0002		
2/3/2022	<0.0002	<0.0002		<0.0002	<0.0002
8/31/2022	<0.0002	<0.0002			<0.0002
9/2/2022			<0.0002	<0.0002	
2/2/2023		<0.0002		<0.0002	<0.0002
2/3/2023	<0.0002		<0.0002		
8/9/2023			<0.0002		
8/10/2023	<0.0002	<0.0002		<0.0002	<0.0002

ND substitution: RL or RL/2 if <15% NDs.

Time Series

Constituent: Mercury (mg/L) Analysis Run 10/13/2023 2:12 PM View: Desc.

Plant Arkwright Client: Southern Company Data: Arkwright No 3

	ARGWC-8	ARGWC-9
8/31/2016	<0.0002	<0.0002
10/25/2016		<0.0002
10/26/2016	<0.0002	
1/26/2017	8.1E-05 (J)	<0.0002
4/12/2017	<0.0002	<0.0002
6/21/2017	<0.0002	
6/22/2017		<0.0002
10/25/2017		<0.0002
10/26/2017	<0.0002	
4/11/2018	<0.0002	<0.0002
10/17/2018	<0.0002	<0.0002
8/21/2019	<0.0002	<0.0002
4/9/2020	<0.0002	<0.0002
8/19/2020		<0.0002
8/20/2020	<0.0002	
9/9/2021	<0.0002	<0.0002
2/2/2022	<0.0002	<0.0002
8/31/2022	<0.0002	<0.0002
2/2/2023	<0.0002	<0.0002
8/10/2023	<0.0002	<0.0002

ND substitution: RL or RL/2 if <15% NDs.

Time Series

Constituent: Molybdenum (mg/L) Analysis Run 10/13/2023 2:12 PM View: Desc.

Plant Arkwright Client: Southern Company Data: Arkwright No 3

	ARAMW-3	ARAMW-4	ARAMW-6	ARGWA-12 (bg)	ARGWA-13 (bg)
8/30/2016				<0.015	
8/31/2016					<0.001
10/24/2016				<0.015	
10/25/2016					<0.001
1/23/2017				<0.015	
1/24/2017					<0.001
4/11/2017				<0.015	<0.001
6/21/2017				<0.015	<0.001
10/25/2017				<0.015	0.0018 (J)
4/9/2018					<0.001
4/10/2018				<0.015	
10/16/2018				<0.015	<0.001
8/19/2019					<0.001
8/20/2019				<0.015	
10/8/2019				<0.015	<0.001
1/15/2020	0.0053		0.00065 (J)		
4/7/2020				<0.015	<0.001
6/24/2020	0.0077 (J)	0.00079 (J)	<0.001		
6/25/2020					<0.001
6/26/2020				<0.015	
8/18/2020				<0.015	<0.001
8/20/2020	0.0029 (J)	<0.001			
8/21/2020			<0.001		
9/29/2020				<0.015	<0.001
9/30/2020	0.0061 (J)	0.00073 (J)			
10/1/2020			<0.001		
2/9/2021			<0.001	<0.015	<0.001
2/10/2021	0.00065 (J)	<0.001			
9/7/2021				<0.015	<0.001
9/8/2021		<0.001			
9/9/2021	0.0029 (J)		<0.001		
2/1/2022				<0.015	<0.001
2/2/2022	0.0035 (J)	<0.001	<0.001		
8/30/2022				0.000274	
8/31/2022	0.000869 (J)		<0.001		<0.001
9/2/2022		0.000288			
2/2/2023	0.000312 (J)		<0.001	0.000357 (J)	
2/3/2023					<0.001
2/7/2023		0.000328 (J)			
8/9/2023		<0.001		0.000299 (J)	<0.001

ND substitution: RL or RL/2 if <15% NDs.

Time Series

Constituent: Molybdenum (mg/L) Analysis Run 10/13/2023 2:12 PM View: Desc.

Plant Arkwright Client: Southern Company Data: Arkwright No 3

	ARGWA-14 (bg)	ARGWA-24 (bg)	ARGWA-3 (bg)	ARGWA-5 (bg)	ARGWC-10
8/30/2016				<0.001	
8/31/2016	0.004 (J)		<0.001		
9/1/2016					<0.001
10/25/2016	<0.015		<0.001	<0.001	<0.001
1/23/2017	<0.015				
1/24/2017			<0.001	<0.001	
1/27/2017					<0.001
4/11/2017	<0.015		<0.001	<0.001	
4/12/2017					<0.001
6/20/2017	<0.015		<0.001	<0.001	
6/22/2017					<0.001
10/25/2017	<0.015		0.00093 (J)	<0.001	
10/26/2017					<0.001
4/9/2018	<0.015				
4/10/2018			<0.001	<0.001	
4/11/2018					<0.001
10/16/2018	<0.015		<0.001	<0.001	
10/17/2018					<0.001
8/20/2019			<0.001	<0.001	
8/21/2019	0.002 (J)				<0.001
10/7/2019	0.00067 (J)				
10/8/2019			<0.001	<0.001	
10/9/2019					<0.001
4/6/2020	0.00084 (J)				
4/7/2020			<0.001	<0.001	
4/8/2020					<0.001
6/23/2020					<0.001
6/25/2020	<0.015		<0.001	<0.001	
8/18/2020			<0.001	<0.001	
8/19/2020	0.00065 (J)				<0.001
9/29/2020	<0.015		<0.001	<0.001	
10/1/2020					<0.001
12/1/2020		<0.001			
2/9/2021		<0.001	<0.001	<0.001	<0.001
2/11/2021	<0.015				
9/8/2021	<0.015	<0.001	<0.001	<0.001	
9/10/2021					<0.001
2/1/2022		<0.001	<0.001	<0.001	
2/2/2022	<0.015				<0.001
8/30/2022				<0.001	
8/31/2022	0.000862 (J)	<0.001	<0.001		<0.001
2/2/2023		<0.001			<0.001
2/3/2023			0.000393 (J)	0.000302 (J)	
2/7/2023	0.000201 (J)				
8/9/2023		<0.001	<0.001		<0.001
8/10/2023	0.000738 (J)			<0.001	

ND substitution: RL or RL/2 if <15% NDs.

Time Series

Constituent: Molybdenum (mg/L) Analysis Run 10/13/2023 2:12 PM View: Desc.

Plant Arkwright Client: Southern Company Data: Arkwright No 3

	ARGWC-15	ARGWC-16	ARGWC-17	ARGWC-18	ARGWC-7
8/31/2016					<0.001
9/1/2016		<0.001	<0.001	<0.001	
9/2/2016	0.0015 (J)				
10/25/2016		<0.001	<0.001		<0.001
10/26/2016	<0.015			<0.001	
1/26/2017	<0.015	<0.001	<0.001		<0.001
1/27/2017				<0.001	
4/11/2017		<0.001	<0.001		
4/12/2017	<0.015			<0.001	<0.001
6/21/2017	<0.015	<0.001	<0.001	<0.001	
6/22/2017					<0.001
10/25/2017				<0.001	<0.001
10/26/2017	<0.015	<0.001	<0.001		
4/10/2018	0.00097 (J)	<0.001	<0.001		<0.001
4/11/2018				<0.001	
10/16/2018		<0.001			
10/17/2018	<0.015		<0.001	<0.001	<0.001
8/20/2019		<0.001			
8/21/2019	0.0017 (J)		<0.001	<0.001	<0.001
10/8/2019	0.0011 (J)				
10/9/2019		<0.001	<0.001	<0.001	<0.001
4/8/2020	0.00075 (J)	<0.001	<0.001		<0.001
4/9/2020				<0.001	
6/24/2020		<0.001	<0.001	<0.001	
6/25/2020	0.00086 (J)				<0.001
8/18/2020			<0.001		<0.001
8/19/2020	0.0016 (J)	<0.001			
8/20/2020				<0.001	
9/29/2020	0.0019 (J)	<0.001	<0.001		<0.001
9/30/2020				<0.001	
2/9/2021	0.0012 (J)	<0.001	<0.001		
2/10/2021				<0.001	<0.001
9/8/2021	0.0017 (J)	<0.001	<0.001		
9/9/2021				<0.001	
9/10/2021					<0.001
2/2/2022			<0.001		
2/3/2022	0.0011 (J)	<0.001		<0.001	<0.001
8/31/2022	0.00179	<0.001			<0.001
9/2/2022			<0.001	<0.001	
2/2/2023		<0.001		0.000288 (J)	<0.001
2/3/2023	0.000959 (J)		<0.001		
8/9/2023			<0.001		
8/10/2023	0.00212	<0.001		<0.001	<0.001

ND substitution: RL or RL/2 if <15% NDs.

Time Series

Constituent: Molybdenum (mg/L) Analysis Run 10/13/2023 2:12 PM View: Desc.

Plant Arkwright Client: Southern Company Data: Arkwright No 3

	ARGWC-8	ARGWC-9
8/31/2016	0.034	<0.001
10/25/2016		<0.001
10/26/2016	0.0377	
1/26/2017	0.04	<0.001
4/12/2017	0.035	<0.001
6/21/2017	0.038	
6/22/2017		<0.001
10/25/2017		<0.001
10/26/2017	0.041	
4/11/2018	0.037	<0.001
10/17/2018	0.036	<0.001
8/21/2019	0.051	<0.001
10/9/2019	0.049	<0.001
4/9/2020	0.039	<0.001
6/23/2020	0.043	
6/26/2020		<0.001
8/19/2020		<0.001
8/20/2020	0.042	
10/1/2020	0.043	<0.001
2/10/2021	0.041	<0.001
9/9/2021	0.043	<0.001
2/2/2022	0.042	<0.001
8/31/2022	0.0437	<0.001
2/2/2023	0.0428	<0.001
8/10/2023	0.0424	<0.001

ND substitution: RL or RL/2 if <15% NDs.

Time Series

Constituent: pH (SU) Analysis Run 10/13/2023 2:12 PM View: Desc.

Plant Arkwright Client: Southern Company Data: Arkwright No 3

	ARAMW-3	ARAMW-4	ARAMW-6	ARGWA-12 (bg)	ARGWA-13 (bg)
8/30/2016				6.82 (o)	
8/31/2016					6.67 (o)
10/24/2016				5.99	
10/25/2016					5.8
1/23/2017				5.94	
1/24/2017					5.82
4/11/2017				5.88	5.78
6/21/2017				5.73	5.67
10/25/2017				6.13	5.72
4/9/2018					5.78
4/10/2018				5.95	
10/16/2018				5.94	5.74
3/26/2019					5.96
3/27/2019				6	
8/19/2019					5.59
8/20/2019				5.89	
10/8/2019				5.93	5.74
1/15/2020	6.77	6.36	6.09		
4/7/2020				5.91	5.84
6/24/2020	6.38	5.78	6.33		
6/25/2020					5.8
6/26/2020				5.94	
8/18/2020				6.48	6.15
8/20/2020	6.24	5.77			
8/21/2020			6.32		
9/29/2020				5.88	5.75
9/30/2020	6.41	5.94			
10/1/2020			6.37		
2/9/2021			6.34	5.92	5.79
2/10/2021	6.15	5.64			
9/7/2021				5.89	5.71
9/8/2021		5.52			
9/9/2021	6.14		6.37		
2/1/2022				5.97	5.86
2/2/2022	6.37	6.17	5.58		
8/30/2022				5.88	
8/31/2022	6.14		6.28		5.53
9/2/2022		5.65			
2/2/2023	6.26		6.45	5.86	
2/3/2023					5.84
2/7/2023		5.64			
8/9/2023		5.62		6.13	5.94

Time Series

Constituent: pH (SU) Analysis Run 10/13/2023 2:12 PM View: Desc.

Plant Arkwright Client: Southern Company Data: Arkwright No 3

	ARGWA-14 (bg)	ARGWA-24 (bg)	ARGWA-3 (bg)	ARGWA-5 (bg)	ARGWC-10
8/30/2016				6.07	
8/31/2016	7.55 (o)		6.09		6.16
10/25/2016	6.92		5.92	5.96	6.02
1/23/2017	6.76				
1/24/2017			5.98	5.89	
1/27/2017					5.98
4/11/2017	6.72		5.82	5.78	
4/12/2017					5.87
6/20/2017	6.66		5.8	5.69	
6/22/2017					5.68
10/25/2017	6.77		5.89	6.11	
10/26/2017					6.07
4/9/2018	6.6				
4/10/2018			5.85	5.58	
4/11/2018					5.72
10/16/2018	6.63		6.03	5.86	
10/17/2018					5.9
3/27/2019	6.83		6.1	5.97	
3/28/2019					6.05
8/20/2019			5.83	5.8	
8/21/2019	6.94				5.82
10/7/2019	6.69				
10/8/2019			5.96	5.93	
10/9/2019					5.94
4/6/2020	6.65				
4/7/2020			5.9	5.86	
4/8/2020					5.95
6/23/2020					5.95
6/25/2020	6.38		5.75	5.87	
8/18/2020			6.47	6.18	
8/19/2020	6.62				7.06
9/29/2020	6.8		6.02	6	
10/1/2020					5.83
12/1/2020		5.85			
2/9/2021		5.69	5.94	5.88	5.94
2/11/2021	7.02		5.94	5.87	
9/8/2021	7.04	5.8	5.97	5.93	
9/10/2021					6.01
2/1/2022		5.77	5.93	5.83	
2/2/2022	6.41				5.95
8/30/2022				5.88	
8/31/2022	6.8	5.65	5.96		5.96
2/2/2023		5.62			5.86
2/3/2023			6.07	5.93	
2/7/2023	6.25				
8/9/2023		5.7	5.83		5.99
8/10/2023	6.43			5.61	

Time Series

Constituent: pH (SU) Analysis Run 10/13/2023 2:12 PM View: Desc.

Plant Arkwright Client: Southern Company Data: Arkwright No 3

	ARGWC-15	ARGWC-16	ARGWC-17	ARGWC-18	ARGWC-7
8/31/2016					5.98
9/1/2016		5.49	5.52	6.19	
9/2/2016	6.54				
10/25/2016	6.25	5.29	5.45		5.81
10/26/2016	6.23			6.03	
1/26/2017	6.4	5.29	5.43		5.73
1/27/2017				6.01	
4/11/2017		5.21	5.33		
4/12/2017	6.1			5.97	5.65
6/21/2017	6.11	5.21	5.3	5.9	
6/22/2017					5.69
10/25/2017				5.97	5.99
10/26/2017	6.2	5.2	5.29		
4/10/2018	6.17	5.34	5.46		5.6
4/11/2018				5.87	
10/16/2018		5.47			
10/17/2018	6.34		5.32	5.9	5.67
3/27/2019	6.6			6.06	
3/28/2019		5.31	5.36		5.85
8/20/2019		5.35			
8/21/2019	6.3		5.07	5.94	5.77
10/8/2019	6.38				
10/9/2019		5.22	5.27	6.01	5.76
4/8/2020	6.26	5.07	5.02		5.75
4/9/2020				5.98	
6/24/2020		5.2	5.11	5.91	
6/25/2020	6.32				5.75
8/18/2020			5.07		6.7
8/19/2020	6.47	5.24			
8/20/2020				6.43	
9/29/2020	7.11	5.5	5.75		5.92
9/30/2020				5.98	
2/9/2021	6.43	5.24	5.17		
2/10/2021				5.99	5.77
2/11/2021		5.23		6.03	
9/8/2021	6.48	5.32	5.15		
9/9/2021				6.04	
9/10/2021					5.83
2/2/2022			5.15		
2/3/2022	6.39	5.26		6	5.74
8/31/2022	6.46	5.18			5.98
9/2/2022			5.11	6.03	
2/2/2023		5.18		6.12	5.85
2/3/2023	6.73		5.22		
8/9/2023			4.99		
8/10/2023	6.36	5.15		6.09	5.69

Time Series

Constituent: pH (SU) Analysis Run 10/13/2023 2:12 PM View: Desc.

Plant Arkwright Client: Southern Company Data: Arkwright No 3

	ARGWC-8	ARGWC-9
8/31/2016	6.62	6.1
10/25/2016		5.92
10/26/2016	6.44	
1/26/2017	6.34	5.82
4/12/2017	6.36	5.79
6/21/2017	6.28	
6/22/2017		5.64
10/25/2017		5.7
10/26/2017	6.47	
4/11/2018	6.34	5.69
10/17/2018	6.2	5.81
3/28/2019		5.97
3/29/2019	6.55	
8/21/2019	6.36	5.76
10/9/2019	6.47	5.9
4/9/2020	6.42	5.9
6/23/2020	6.37	
6/26/2020		5.85
8/19/2020		7.21
8/20/2020	6.34	
10/1/2020	6.44	5.78
2/10/2021	6.45	5.91
2/11/2021		5.95
9/9/2021	6.4	5.91
2/2/2022	6.43	5.95
8/31/2022	6.38	5.98
2/2/2023	6.53	6
8/10/2023	6.63	6.1

Time Series

Constituent: Selenium (mg/L) Analysis Run 10/13/2023 2:12 PM View: Desc.

Plant Arkwright Client: Southern Company Data: Arkwright No 3

	ARAMW-3	ARAMW-4	ARAMW-6	ARGWA-12 (bg)	ARGWA-13 (bg)
5/6/2009				0.0054	
5/7/2009					0.0059
12/3/2009				0.006	0.0057
5/25/2010				<0.005	<0.005
11/9/2010				<0.005	
11/10/2010					<0.005
5/24/2011				<0.005	
5/25/2011					<0.005
11/10/2011				<0.005	<0.005
5/18/2012				<0.005	
5/30/2012					<0.005
11/9/2012				<0.005	<0.005
5/8/2013				<0.005	
5/9/2013					<0.005
11/6/2013				<0.005	
11/11/2013					<0.005
5/20/2014				<0.005	
5/21/2014					<0.005
11/18/2014				<0.005	0.0083
4/7/2015					<0.005
4/14/2015				<0.005	
10/28/2015					0.023
10/29/2015				<0.005	
6/23/2016				<0.005	0.0096
8/30/2016				<0.005	
8/31/2016					0.017
10/24/2016				<0.005	
10/25/2016					0.0257
1/23/2017				<0.005	
1/24/2017					0.0097
4/11/2017				<0.005	0.0079
6/21/2017				0.00025 (J)	0.019
10/25/2017				0.00027 (J)	0.022
4/9/2018					0.0063
4/10/2018				0.00033 (J)	
10/16/2018				<0.005	0.021
3/26/2019					0.015
3/27/2019				<0.005	
8/19/2019					0.034
8/20/2019				<0.005	
10/8/2019				<0.005	0.03
4/7/2020				<0.005	0.0094
8/18/2020				<0.005	0.019
8/20/2020	<0.005	<0.005			
8/21/2020			<0.005		
9/29/2020				<0.005	0.021
9/30/2020	<0.005	<0.005			
10/1/2020			<0.005		
2/9/2021			<0.005	<0.005	0.019
2/10/2021	<0.005	<0.005			
9/7/2021				<0.005	0.032
9/8/2021		<0.005			

ND substitution: RL or RL/2 if <15% NDs.

Time Series

Constituent: Selenium (mg/L) Analysis Run 10/13/2023 2:12 PM View: Desc.

Plant Arkwright Client: Southern Company Data: Arkwright No 3

	ARAMW-3	ARAMW-4	ARAMW-6	ARGWA-12 (bg)	ARGWA-13 (bg)
9/9/2021	0.0024 (J)		<0.005		
2/1/2022				<0.005	0.013
2/2/2022	<0.005	0.0011 (J)	<0.005		
8/30/2022				<0.005	
8/31/2022	<0.005		<0.005		0.0259
9/2/2022		<0.005			
2/2/2023	<0.005		<0.005	<0.005	
2/3/2023					0.00739
2/7/2023		<0.005			
8/9/2023		<0.005		<0.005	0.0279

Time Series

Constituent: Selenium (mg/L) Analysis Run 10/13/2023 2:12 PM View: Desc.

Plant Arkwright Client: Southern Company Data: Arkwright No 3

	ARGWA-14 (bg)	ARGWA-24 (bg)	ARGWA-3 (bg)	ARGWA-5 (bg)	ARGWC-10
12/16/1997			<0.005	<0.005	
6/30/1998			<0.005	<0.005	
12/2/1998			<0.005	<0.005	
6/8/1999			<0.005	<0.005	
12/7/1999			<0.005	<0.005	
6/15/2000			<0.005	<0.005	
12/12/2000			<0.005	<0.005	
12/5/2001			<0.005	<0.005	
6/26/2002			<0.005	<0.005	
12/3/2002			<0.005	<0.005	
6/11/2003			<0.005	<0.005	
12/10/2003			<0.005	<0.005	
6/15/2004			<0.005	<0.005	
12/14/2004			<0.005	<0.005	
6/2/2005			<0.005	<0.005	
12/14/2005			<0.005	<0.005	
4/5/2006			<0.005	<0.005	
10/30/2006			<0.005	<0.005	
5/10/2007			<0.005	<0.005	
11/17/2007			<0.005	<0.005	
5/3/2008			<0.005	<0.005	
10/22/2008			<0.005	<0.005	
5/6/2009				0.0047	
5/7/2009			0.0049		
5/13/2009					0.005
12/1/2009				0.0046	
12/3/2009					0.0057
12/4/2009			<0.005		
5/25/2010				<0.005	
5/26/2010					<0.005
6/1/2010			<0.005		
6/2/2010	<0.005				
11/9/2010				<0.005	<0.005
11/10/2010	<0.005		<0.005		
5/19/2011	<0.005				<0.005
5/24/2011				<0.005	
5/25/2011			<0.005		
11/9/2011	<0.005				
11/10/2011				<0.005	
11/11/2011					<0.005
11/12/2011			<0.005		
5/17/2012					<0.005
5/18/2012				<0.005	
5/30/2012	<0.005				
5/31/2012			<0.005		
11/9/2012				<0.005	<0.005
11/11/2012	<0.005		<0.005		
5/7/2013					<0.005
5/8/2013				<0.005	
5/9/2013	<0.005				
5/13/2013			<0.005		
11/6/2013				<0.005	<0.005

ND substitution: RL or RL/2 if <15% NDs.

Time Series

Constituent: Selenium (mg/L) Analysis Run 10/13/2023 2:12 PM View: Desc.

Plant Arkwright Client: Southern Company Data: Arkwright No 3

	ARGWA-14 (bg)	ARGWA-24 (bg)	ARGWA-3 (bg)	ARGWA-5 (bg)	ARGWC-10
11/11/2013	<0.005				
11/12/2013			<0.005		
5/20/2014				<0.005	<0.005
5/29/2014	<0.005		<0.005		
11/17/2014				<0.005	
11/18/2014					<0.005
11/19/2014	<0.005				
4/7/2015				<0.005	<0.005
4/14/2015	<0.005		<0.005		
10/28/2015				<0.005	<0.005
11/3/2015			<0.005		
11/4/2015	<0.005				
6/23/2016	<0.005		<0.005	<0.005	<0.005
8/30/2016				<0.005	
8/31/2016	0.00077 (J)		<0.005		
9/1/2016					<0.005
10/25/2016	<0.005		<0.005	<0.005	<0.005
1/23/2017	0.00037 (J)				
1/24/2017			<0.005	<0.005	
1/27/2017					<0.005
4/11/2017	<0.005		<0.005	<0.005	
4/12/2017					<0.005
6/20/2017	0.00044 (J)		<0.005	<0.005	
6/22/2017					<0.005
10/25/2017	0.00038 (J)		0.00032 (J)	0.00027 (J)	
10/26/2017					<0.005
4/9/2018	<0.005				
4/10/2018			<0.005	<0.005	
4/11/2018					<0.005
10/16/2018	<0.005		<0.005	<0.005	
10/17/2018					<0.005
3/27/2019	<0.005		<0.005	<0.005	
3/28/2019					<0.005
8/20/2019			<0.005	<0.005	
8/21/2019	<0.005				<0.005
10/7/2019	<0.005				
10/8/2019			<0.005	<0.005	
10/9/2019					<0.005
4/6/2020	<0.005				
4/7/2020			<0.005	<0.005	
4/8/2020					<0.005
8/18/2020			<0.005	<0.005	
8/19/2020	<0.005				<0.005
9/29/2020	<0.005		<0.005	<0.005	
10/1/2020					<0.005
12/1/2020		<0.005			
2/9/2021		<0.005	<0.005	<0.005	<0.005
2/11/2021	<0.005				
9/8/2021	<0.005	<0.005	<0.005	<0.005	
9/10/2021					0.0017 (J)
2/1/2022		<0.005	<0.005	<0.005	
2/2/2022	<0.005				<0.005

ND substitution: RL or RL/2 if <15% NDs.

Time Series

Constituent: Selenium (mg/L) Analysis Run 10/13/2023 2:12 PM View: Desc.

Plant Arkwright Client: Southern Company Data: Arkwright No 3

	ARGWA-14 (bg)	ARGWA-24 (bg)	ARGWA-3 (bg)	ARGWA-5 (bg)	ARGWC-10
8/30/2022				<0.005	
8/31/2022	<0.005	<0.005	<0.005		<0.005
2/2/2023		<0.005			<0.005
2/3/2023			<0.005	<0.005	
2/7/2023	<0.005				
8/9/2023		<0.005	<0.005		<0.005
8/10/2023	<0.005			<0.005	

ND substitution: RL or RL/2 if <15% NDs.

Time Series

Constituent: Selenium (mg/L) Analysis Run 10/13/2023 2:12 PM View: Desc.

Plant Arkwright Client: Southern Company Data: Arkwright No 3

	ARGWC-15	ARGWC-16	ARGWC-17	ARGWC-18	ARGWC-7
12/14/2005					<0.005
4/5/2006					<0.005
10/30/2006					<0.005
5/10/2007					<0.005
11/17/2007					<0.005
5/2/2008					<0.005
10/22/2008					<0.005
5/5/2009	0.0041				
5/12/2009		0.0062	0.0059	0.0039	
5/14/2009					0.0046
12/1/2009					0.0019
12/4/2009	<0.005		<0.005	<0.005	
12/5/2009		<0.005			
5/25/2010			<0.005	<0.005	
5/26/2010		<0.005			<0.005
6/1/2010	<0.005				
11/9/2010		<0.005	<0.005		
11/10/2010	<0.005			<0.005	<0.005
5/19/2011				<0.005	
5/24/2011		<0.005	<0.005		
5/25/2011	<0.005				<0.005
11/9/2011	<0.005				
11/11/2011					<0.005
11/12/2011		<0.005	<0.005	<0.005	
5/17/2012				0.0006 (J)	<0.005
5/30/2012		0.0016 (J)	<0.005		
5/31/2012	<0.005				
11/9/2012		<0.005	<0.005		<0.005
11/10/2012	<0.005			<0.005	
5/7/2013				<0.005	
5/8/2013			<0.005		<0.005
5/13/2013	<0.005	<0.005			
11/5/2013				<0.005	<0.005
11/6/2013		<0.005	<0.005		
11/12/2013	<0.005				
5/20/2014			<0.005		
5/21/2014		<0.005			<0.005
5/28/2014	<0.005			<0.005	
11/17/2014		<0.005	<0.005		<0.005
11/19/2014				<0.005	
11/20/2014	<0.005				
4/7/2015		<0.005	<0.005		<0.005
4/14/2015	<0.005				
4/15/2015				<0.005	
10/28/2015		<0.005	<0.005		<0.005
10/29/2015				<0.005	
11/3/2015	<0.005				
6/23/2016	<0.005				0.00029 (J)
6/24/2016		0.0014	<0.005	<0.005	
8/31/2016					<0.005
9/1/2016		0.0014	<0.005	<0.005	
9/2/2016	0.0005 (J)				

ND substitution: RL or RL/2 if <15% NDs.

Time Series

Constituent: Selenium (mg/L) Analysis Run 10/13/2023 2:12 PM View: Desc.

Plant Arkwright Client: Southern Company Data: Arkwright No 3

	ARGWC-15	ARGWC-16	ARGWC-17	ARGWC-18	ARGWC-7
10/25/2016		0.0015 (J)	<0.005		<0.005
10/26/2016	<0.005			<0.005	
1/26/2017	<0.005	0.00071 (J)	<0.005		<0.005
1/27/2017				<0.005	
4/11/2017		0.0011 (J)	<0.005		
4/12/2017	<0.005			<0.005	<0.005
6/21/2017	<0.005	0.00075 (J)	<0.005	<0.005	
6/22/2017					<0.005
10/25/2017				<0.005	<0.005
10/26/2017	0.0004 (J)	0.0012 (J)	<0.005		
4/10/2018	0.00044 (J)	0.0013	<0.005		<0.005
4/11/2018				<0.005	
10/16/2018		0.00072 (J)			
10/17/2018	<0.005		<0.005	<0.005	<0.005
3/27/2019	<0.005			<0.005	
3/28/2019		0.0017	<0.005		<0.005
8/20/2019		<0.005			
8/21/2019	<0.005		<0.005	<0.005	<0.005
10/8/2019	<0.005				
10/9/2019		0.0018 (J)	<0.005	<0.005	<0.005
4/8/2020	<0.005	0.0022 (J)	<0.005		<0.005
4/9/2020				<0.005	
8/18/2020			<0.005		<0.005
8/19/2020	<0.005	0.0029 (J)			
8/20/2020				<0.005	
9/29/2020	<0.005	0.0025 (J)	<0.005		<0.005
9/30/2020				<0.005	
2/9/2021	<0.005	0.0019 (J)	<0.005		
2/10/2021				<0.005	<0.005
9/8/2021	<0.005	0.0024 (J)	<0.005		
9/9/2021				<0.005	
9/10/2021					0.0028 (J)
2/2/2022			0.00076 (J)		
2/3/2022	<0.005	0.0032 (J)		<0.005	<0.005
8/31/2022	<0.005	0.00287 (J)			<0.005
9/2/2022			<0.005	<0.005	
2/2/2023		0.00466 (J)		<0.005	<0.005
2/3/2023	<0.005		<0.005		
8/9/2023			0.00231 (J)		
8/10/2023	<0.005	0.00421 (J)		<0.005	<0.005

ND substitution: RL or RL/2 if <15% NDs.

Time Series

Constituent: Selenium (mg/L) Analysis Run 10/13/2023 2:12 PM View: Desc.

Plant Arkwright Client: Southern Company Data: Arkwright No 3

	ARGWC-8	ARGWC-9
5/13/2009		0.0049
5/14/2009	0.0035	
12/3/2009	<0.005	0.0045
5/26/2010	<0.005	<0.005
11/9/2010	<0.005	<0.005
5/18/2011	<0.005	
5/19/2011		<0.005
11/11/2011	<0.005	<0.005
5/17/2012	<0.005	<0.005
11/9/2012	<0.005	<0.005
5/7/2013	<0.005	<0.005
11/5/2013	<0.005	
11/6/2013		<0.005
5/21/2014	<0.005	<0.005
11/18/2014	<0.005	<0.005
4/7/2015	<0.005	<0.005
10/28/2015	<0.005	<0.005
6/23/2016	<0.005	<0.005
8/31/2016	<0.005	0.00024 (J)
10/25/2016		<0.005
10/26/2016	<0.005	
1/26/2017	<0.005	<0.005
4/12/2017	<0.005	<0.005
6/21/2017	<0.005	
6/22/2017		<0.005
10/25/2017		0.00029 (J)
10/26/2017	<0.005	
4/11/2018	<0.005	<0.005
10/17/2018	<0.005	<0.005
3/28/2019	<0.005	<0.005
8/21/2019	<0.005	<0.005
10/9/2019	<0.005	<0.005
4/9/2020	<0.005	<0.005
8/19/2020		<0.005
8/20/2020	<0.005	
10/1/2020	<0.005	<0.005
2/10/2021	<0.005	<0.005
9/9/2021	<0.005	<0.005
2/2/2022	<0.005	<0.005
8/31/2022	<0.005	<0.005
2/2/2023	<0.005	<0.005
8/10/2023	<0.005	<0.005

ND substitution: RL or RL/2 if <15% NDs.

Time Series

Constituent: Silver (mg/L) Analysis Run 10/13/2023 2:12 PM View: Desc.

Plant Arkwright Client: Southern Company Data: Arkwright No 3

	ARAMW-3	ARAMW-4	ARAMW-6	ARGWA-12 (bg)	ARGWA-13 (bg)
5/6/2009				<0.001	
5/7/2009					<0.001
12/3/2009				<0.001	<0.001
5/25/2010				<0.001	<0.001
11/9/2010				<0.001	
11/10/2010					<0.001
5/24/2011				<0.001	
5/25/2011					<0.001
5/18/2012				0.0001 (J)	
5/30/2012					<0.001
11/9/2012				<0.001	<0.001
5/8/2013				<0.001	
5/9/2013					<0.001
11/6/2013				<0.001	
11/11/2013					<0.001
5/20/2014				<0.001	
5/21/2014					<0.001
11/18/2014				<0.001	<0.001
4/7/2015					<0.001
4/14/2015				<0.001	
10/28/2015					<0.001
10/29/2015				<0.001	
6/23/2016				<0.001	<0.001
10/24/2016				<0.001	
10/25/2016					<0.001
4/11/2017				<0.001	<0.001
10/25/2017				<0.001	0.00013 (J)
4/9/2018					<0.001
4/10/2018				<0.001	
10/16/2018				<0.001	<0.001
3/26/2019					<0.001
3/27/2019				<0.001	
10/8/2019				<0.001	0.00047 (J)
4/7/2020				<0.001	<0.001
9/29/2020				<0.001	<0.001
9/30/2020	<0.001	<0.001			
10/1/2020			<0.001		
2/9/2021			<0.001	<0.001	<0.001
2/10/2021	<0.001	<0.001			
9/7/2021				<0.001	<0.001
9/8/2021		<0.001			
9/9/2021	<0.001		<0.001		
2/1/2022				<0.001	<0.001
2/2/2022	<0.001	<0.001	<0.001		
8/30/2022				<0.001	
8/31/2022	<0.001		<0.001		<0.001
9/2/2022		<0.001			
2/2/2023	<0.001		<0.001	<0.001	
2/3/2023					<0.001
2/7/2023		<0.001			
8/9/2023		<0.001		<0.001	<0.001

ND substitution: RL or RL/2 if <15% NDs.

Time Series

Constituent: Silver (mg/L) Analysis Run 10/13/2023 2:12 PM View: Desc.

Plant Arkwright Client: Southern Company Data: Arkwright No 3

	ARGWA-14 (bg)	ARGWA-24 (bg)	ARGWA-3 (bg)	ARGWA-5 (bg)	ARGWC-10
12/16/1997			0.035 (o)	<0.001	
6/30/1998			<0.001	<0.001	
12/2/1998			<0.001	<0.001	
6/8/1999			<0.001	<0.001	
12/7/1999			<0.001	<0.001	
6/15/2000			<0.001	<0.001	
12/12/2000			0.0051	<0.001	
12/5/2001			<0.001	<0.001	
6/26/2002			<0.001	<0.001	
12/3/2002			<0.001	<0.001	
6/11/2003			<0.001	<0.001	
12/10/2003			0.003	0.002 (o)	
6/15/2004			<0.001	<0.001	
12/14/2004			<0.001	<0.001	
6/2/2005			<0.001	<0.001	
12/14/2005			<0.001	<0.001	
4/5/2006			<0.001	<0.001	
10/30/2006			0.002	<0.001	
5/10/2007			0.0017	<0.001	
11/17/2007			<0.001	<0.001	
5/3/2008			<0.001	<0.001	
10/22/2008			<0.001	<0.001	
5/6/2009				<0.001	
5/7/2009			<0.001		
5/13/2009					0.0009
12/1/2009				<0.001	
12/3/2009					0.00083
12/4/2009			<0.001		
5/25/2010				<0.001	
5/26/2010					<0.001
6/1/2010			<0.001		
6/2/2010	<0.001				
11/9/2010				<0.001	<0.001
11/10/2010	<0.001		<0.001		
5/19/2011	<0.001				<0.001
5/24/2011				<0.001	
5/25/2011			<0.001		
5/17/2012					<0.001
5/18/2012				<0.001	
5/30/2012	<0.001				
5/31/2012			<0.001		
11/9/2012				<0.001	<0.001
11/11/2012	<0.001		<0.001		
5/7/2013					<0.001
5/8/2013				<0.001	
5/9/2013	<0.001				
5/13/2013			<0.001		
11/6/2013				<0.001	<0.001
11/11/2013	<0.001				
11/12/2013			<0.001		
5/20/2014				<0.001	<0.001
5/29/2014	<0.001		<0.001		

ND substitution: RL or RL/2 if <15% NDs.

Time Series

Constituent: Silver (mg/L) Analysis Run 10/13/2023 2:12 PM View: Desc.

Plant Arkwright Client: Southern Company Data: Arkwright No 3

	ARGWA-14 (bg)	ARGWA-24 (bg)	ARGWA-3 (bg)	ARGWA-5 (bg)	ARGWC-10
11/17/2014				<0.001	
11/18/2014					<0.001
11/19/2014	<0.001				
4/7/2015				<0.001	<0.001
4/14/2015	<0.001		<0.001		
10/28/2015				<0.001	<0.001
11/3/2015			<0.001		
11/4/2015	<0.001				
6/23/2016	<0.001		<0.001	<0.001	<0.001
10/25/2016	<0.001		<0.001	<0.001	<0.001
4/11/2017	<0.001		<0.001	<0.001	
4/12/2017					<0.001
10/25/2017	<0.001		<0.001	<0.001	
10/26/2017					<0.001
4/9/2018	<0.001				
4/10/2018			<0.001	<0.001	
4/11/2018					<0.001
10/16/2018	<0.001		<0.001	<0.001	
10/17/2018					<0.001
3/27/2019	<0.001		<0.001	<0.001	
3/28/2019					<0.001
10/7/2019	0.00022 (J)				
10/8/2019			0.00019 (J)	0.0003 (J)	
10/9/2019					<0.001
4/6/2020	<0.001				
4/7/2020			<0.001	<0.001	
4/8/2020					<0.001
9/29/2020	<0.001		<0.001	<0.001	
10/1/2020					<0.001
12/1/2020		<0.001 (D)			
2/9/2021		<0.001	<0.001	<0.001	<0.001
2/11/2021	<0.001				
9/8/2021	<0.001	<0.001	<0.001	<0.001	
9/10/2021					<0.001
2/1/2022		<0.001	<0.001	<0.001	
2/2/2022	<0.001				<0.001
8/30/2022				<0.001	
8/31/2022	<0.001	<0.001	<0.001		<0.001
2/2/2023		<0.001			<0.001
2/3/2023			<0.001	<0.001	
2/7/2023	<0.001				
8/9/2023		<0.001	<0.001		<0.001
8/10/2023	<0.001			<0.001	

ND substitution: RL or RL/2 if <15% NDs.

Time Series

Constituent: Silver (mg/L) Analysis Run 10/13/2023 2:12 PM View: Desc.

Plant Arkwright Client: Southern Company Data: Arkwright No 3

	ARGWC-15	ARGWC-16	ARGWC-17	ARGWC-18	ARGWC-7
12/14/2005					<0.001
4/5/2006					<0.001
10/30/2006					<0.001
5/10/2007					0.0011
11/17/2007					<0.001
5/2/2008					<0.001
10/22/2008					<0.001
5/5/2009	<0.001				
5/12/2009		0.0011	0.0011	<0.001	
5/14/2009					<0.001
12/1/2009					<0.001
12/4/2009	0.00098		0.0014	0.0008	
12/5/2009		0.0004			
5/25/2010			<0.001	<0.001	
5/26/2010		<0.001			<0.001
6/1/2010	<0.001				
11/9/2010		<0.001	<0.001		
11/10/2010	<0.001			<0.001	<0.001
5/19/2011				<0.001	
5/24/2011		<0.001	<0.001		
5/25/2011	<0.001				<0.001
5/17/2012				<0.001	<0.001
5/30/2012		<0.001	<0.001		
5/31/2012	<0.001				
11/9/2012		<0.001	<0.001		<0.001
11/10/2012	<0.001			<0.001	
5/7/2013				<0.001	
5/8/2013			<0.001		<0.001
5/13/2013	<0.001	<0.001			
11/5/2013				<0.001	<0.001
11/6/2013		<0.001	<0.001		
11/12/2013	<0.001				
5/20/2014			<0.001		
5/21/2014		<0.001			<0.001
5/28/2014	<0.001			<0.001	
11/17/2014		<0.001	<0.001		<0.001
11/19/2014				<0.001	
11/20/2014	<0.001				
4/7/2015		<0.001	<0.001		<0.001
4/14/2015	<0.001				
4/15/2015				<0.001	
10/28/2015		<0.001	<0.001		<0.001
10/29/2015				<0.001	
11/3/2015	<0.001				
6/23/2016	<0.001				<0.001
6/24/2016		<0.001	<0.001	<0.001	
10/25/2016		<0.001	<0.001		<0.001
10/26/2016	<0.001			<0.001	
4/11/2017		<0.001	<0.001		
4/12/2017	<0.001			<0.001	<0.001
10/25/2017				<0.001	<0.001
10/26/2017	0.00037 (J)	0.00026 (J)	<0.001		

ND substitution: RL or RL/2 if <15% NDs.

Time Series

Constituent: Silver (mg/L) Analysis Run 10/13/2023 2:13 PM View: Desc.

Plant Arkwright Client: Southern Company Data: Arkwright No 3

	ARGWC-15	ARGWC-16	ARGWC-17	ARGWC-18	ARGWC-7
4/10/2018	<0.001	<0.001	<0.001		<0.001
4/11/2018				<0.001	
10/16/2018		<0.001			
10/17/2018	<0.001		<0.001	<0.001	<0.001
3/27/2019	<0.001			<0.001	
3/28/2019		<0.001	<0.001		<0.001
10/8/2019	0.00018 (J)				
10/9/2019		<0.001	<0.001	<0.001	<0.001
4/8/2020	<0.001	<0.001	<0.001		<0.001
4/9/2020				<0.001	
9/29/2020	<0.001	<0.001	<0.001		<0.001
9/30/2020				<0.001	
2/9/2021	<0.001	<0.001	<0.001		
2/10/2021				<0.001	<0.001
9/8/2021	<0.001	<0.001	<0.001		
9/9/2021				<0.001	
9/10/2021					<0.001
2/2/2022			<0.001		
2/3/2022	<0.001	<0.001		<0.001	<0.001
8/31/2022	<0.001	<0.001			<0.001
9/2/2022			<0.001	<0.001	
2/2/2023		<0.001		<0.001	<0.001
2/3/2023	<0.001		<0.001		
8/9/2023			<0.001		
8/10/2023	<0.001	<0.001		<0.001	<0.001

Time Series

Constituent: Silver (mg/L) Analysis Run 10/13/2023 2:13 PM View: Desc.

Plant Arkwright Client: Southern Company Data: Arkwright No 3

	ARGWC-8	ARGWC-9
5/13/2009		0.0024 (o)
5/14/2009	<0.001	
12/3/2009	<0.001	0.0007
5/26/2010	<0.001	<0.001
11/9/2010	<0.001	<0.001
5/18/2011	<0.001	
5/19/2011		<0.001
5/17/2012	<0.001	<0.001
11/9/2012	<0.001	<0.001
5/7/2013	<0.001	<0.001
11/5/2013	<0.001	
11/6/2013		<0.001
5/21/2014	<0.001	<0.001
11/18/2014	<0.001	<0.001
4/7/2015	<0.001	<0.001
10/28/2015	<0.001	<0.001
6/23/2016	<0.001	<0.001
10/25/2016		<0.001
10/26/2016	<0.001	
4/12/2017	<0.001	<0.001
10/25/2017		<0.001
10/26/2017	<0.001	
4/11/2018	<0.001	<0.001
10/17/2018	<0.001	<0.001
3/28/2019	<0.001	<0.001
10/9/2019	<0.001	<0.001
4/9/2020	<0.001	<0.001
10/1/2020	<0.001	<0.001
2/10/2021	<0.001	<0.001
9/9/2021	<0.001	<0.001
2/2/2022	<0.001	<0.001
8/31/2022	<0.001	<0.001
2/2/2023	<0.001	<0.001
8/10/2023	<0.001	<0.001

ND substitution: RL or RL/2 if <15% NDs.

Time Series

Constituent: Sulfate (mg/L) Analysis Run 10/13/2023 2:13 PM View: Desc.

Plant Arkwright Client: Southern Company Data: Arkwright No 3

	ARAMW-3	ARAMW-4	ARAMW-6	ARGWA-12 (bg)	ARGWA-13 (bg)
5/6/2009				16.6	
5/7/2009					21.4
12/3/2009				12.3	11.6
5/25/2010				6.44	12.3
11/9/2010				6.83	
11/10/2010					10.6
5/24/2011				8.55	
5/25/2011					11.9
11/10/2011				9.74	100
5/18/2012				8.72	
5/30/2012					61.3
11/9/2012				5.9	202
5/8/2013				5.66	
5/9/2013					33.4
11/6/2013				9.04	
11/11/2013					316
5/20/2014				7.25	
5/21/2014					162
11/18/2014				10	370
4/7/2015					235
4/14/2015				9.61	
10/28/2015					737
10/29/2015				10.2	
6/23/2016				9.8	380
8/30/2016				9.5	
8/31/2016					600
10/24/2016				11	
10/25/2016					820
1/23/2017				11	
1/24/2017					370
4/11/2017				9.1	340
6/21/2017				10	540
10/25/2017				11	580
4/9/2018					230
4/10/2018				9.5	
10/16/2018				10	520
3/26/2019					430
3/27/2019				9.1	
10/8/2019				55	950
4/7/2020				8	270
6/24/2020	45	860	58		
6/25/2020					410
6/26/2020				9	
9/29/2020				8.3	540
9/30/2020	49	790			
10/1/2020			58		
2/9/2021			59	11	520
2/10/2021	60	1000			
9/7/2021				9	870
9/8/2021		1100			
9/9/2021	63		58		
2/1/2022				7.8	360

Time Series

Constituent: Sulfate (mg/L) Analysis Run 10/13/2023 2:13 PM View: Desc.

Plant Arkwright Client: Southern Company Data: Arkwright No 3

	ARAMW-3	ARAMW-4	ARAMW-6	ARGWA-12 (bg)	ARGWA-13 (bg)
2/2/2022	50	1000	46		
8/30/2022				7.11	
8/31/2022	53		46.5		855
9/2/2022		1080			
2/2/2023	50.6		40.7	6.71	
2/3/2023					209
2/7/2023		1110			
8/9/2023		1140		6.19	784

Time Series

Constituent: Sulfate (mg/L) Analysis Run 10/13/2023 2:13 PM View: Desc.

Plant Arkwright Client: Southern Company Data: Arkwright No 3

	ARGWA-14 (bg)	ARGWA-24 (bg)	ARGWA-3 (bg)	ARGWA-5 (bg)	ARGWC-10
12/16/1997			<1	2	
6/30/1998			<1	<1	
12/2/1998			0.654	0.709	
6/8/1999			1.46	<1	
12/7/1999			0.399	0.531	
6/15/2000			0.601	0.733	
12/12/2000			0.45	0.621	
12/5/2001			0.094	0.274	
6/26/2002			4.95	0.505	
12/3/2002			0.911	0.515	
6/11/2003			1.85	0.508	
12/10/2003			0.77	0.578	
6/15/2004			1.3	1.23	
12/14/2004			1.02	1.22	
6/2/2005			0.834	0.908	
12/14/2005			<1	0.825	
4/5/2006			<1	1.06	
10/30/2006			0.865	0.996	
5/10/2007			1.03	1.01	
11/17/2007			0.818	1.72	
5/3/2008			0.941	1.2	
10/22/2008			<1	<1	
5/6/2009				0.807	
5/7/2009			0.46		
5/13/2009					0.984
12/1/2009				0.644	
12/3/2009					0.544
12/4/2009			1.06		
5/25/2010				0.509	
5/26/2010					0.37
6/1/2010			5.56		
6/2/2010	129				
11/9/2010				0.348	0.299
11/10/2010	140		0.241		
5/19/2011	269				0.502
5/24/2011				0.532	
5/25/2011			0.383		
11/9/2011	308				
11/10/2011				0.209	
11/11/2011					0.172
11/12/2011			<1		
5/17/2012					0.438
5/18/2012				0.471	
5/30/2012	296				
5/31/2012			0.426		
11/9/2012				0.589	0.537
11/11/2012	225		0.455 (J)		
5/7/2013					0.437
5/8/2013				0.504	
5/9/2013	268				
5/13/2013			2.61		
11/6/2013				<1	<1

ND substitution: RL or RL/2 if <15% NDs.

Time Series

Constituent: Sulfate (mg/L) Analysis Run 10/13/2023 2:13 PM View: Desc.

Plant Arkwright Client: Southern Company Data: Arkwright No 3

	ARGWA-14 (bg)	ARGWA-24 (bg)	ARGWA-3 (bg)	ARGWA-5 (bg)	ARGWC-10
11/11/2013	132				
11/12/2013			<1		
5/20/2014				0.5 (J)	0
5/29/2014	216		1.41		
11/17/2014				<1	
11/18/2014					<1
11/19/2014	160				
4/7/2015				0.469	0.464
4/14/2015	105		0.377		
10/28/2015				0.28	0.293
11/3/2015			0.215		
11/4/2015	74.4				
6/23/2016	18		<1	<1	<1
8/30/2016				<1	
8/31/2016	19		<1		
9/1/2016					<1
10/25/2016	42		0.3 (J)	0.4 (J)	0.38 (J)
1/23/2017	12				
1/24/2017			<1	<1	
1/27/2017					<1
4/11/2017	7.1		<1	<1	
4/12/2017					<1
6/20/2017	8.5		<1	<1	
6/22/2017					<1
10/25/2017	9.1		<1	<1	
10/26/2017					<1
4/9/2018	11				
4/10/2018			<1	<1	
4/11/2018					<1
10/16/2018	14		<1	<1	
10/17/2018					<1
3/27/2019	15		0.38 (J)	0.55 (J)	
3/28/2019					0.38 (J)
10/7/2019	12				
10/8/2019			0.7 (J)	0.7 (J)	
10/9/2019					0.59 (J)
4/6/2020	10				
4/7/2020			0.67 (J)	<1	
4/8/2020					<1
6/23/2020					<1
6/25/2020	3.3		1.6	<1	
9/29/2020	4.1		<1	<1	
10/1/2020					<1
12/1/2020		7.5			
2/9/2021		8.5	<1	<1	1.3
2/11/2021	10				
9/8/2021	3	6.8	<1	<1	
9/10/2021					<1
2/1/2022		6.8	1.4	0.77 (J)	
2/2/2022	8.6				<1
8/30/2022				0.519	
8/31/2022	2.58	6.94	0.399 (J)		0.494

ND substitution: RL or RL/2 if <15% NDs.

Time Series

Constituent: Sulfate (mg/L) Analysis Run 10/13/2023 2:13 PM View: Desc.

Plant Arkwright Client: Southern Company Data: Arkwright No 3

	ARGWA-14 (bg)	ARGWA-24 (bg)	ARGWA-3 (bg)	ARGWA-5 (bg)	ARGWC-10
2/2/2023		6.22			0.529
2/3/2023			0.448	0.5	
2/7/2023	2.52				
8/9/2023		6.34	0.419		0.541
8/10/2023	14.4			0.581	

Time Series

Constituent: Sulfate (mg/L) Analysis Run 10/13/2023 2:13 PM View: Desc.

Plant Arkwright Client: Southern Company Data: Arkwright No 3

	ARGWC-15	ARGWC-16	ARGWC-17	ARGWC-18	ARGWC-7
12/14/2005					133
4/5/2006					140
10/30/2006					157
5/10/2007					111
11/17/2007					114
5/2/2008					104
10/22/2008					129
5/5/2009	2.89				
5/12/2009		57.9	42.6	173	
5/14/2009					157
12/1/2009					142
12/4/2009	3.13		58.4	195	
12/5/2009		72.1			
5/25/2010			79.4	199	
5/26/2010		70.3			120
6/1/2010	14.5				
11/9/2010		74.8	111		
11/10/2010	5.04			189	100
5/19/2011				186	
5/24/2011		87.2	171		
5/25/2011	4.57				88.8
11/9/2011	4.15				
11/11/2011					96.6
11/12/2011		97.9	182	49.9	
5/17/2012				177	88.9
5/30/2012		103	194		
5/31/2012	4.05				
11/9/2012		140	842 (o)		70.1
11/10/2012	5.68			184	
5/7/2013				195	
5/8/2013			173		80.5
5/13/2013	2.45	160			
11/5/2013				178	71.6
11/6/2013		146	471 (o)		
11/12/2013	11.8				
5/20/2014			145		
5/21/2014		217			80.4
5/28/2014	14.6			201	
11/17/2014		97	110		71
11/19/2014				150	
11/20/2014	12				
4/7/2015		125	145		70.6
4/14/2015	8.71				
4/15/2015				195	
10/28/2015		106	82.7		12.2
10/29/2015				147	
11/3/2015	5.14				
6/23/2016	6.9				61
6/24/2016		170	79	200	
8/31/2016					57
9/1/2016		130	94	200	
9/2/2016	6.1				

Time Series

Constituent: Sulfate (mg/L) Analysis Run 10/13/2023 2:13 PM View: Desc.

Plant Arkwright Client: Southern Company Data: Arkwright No 3

	ARGWC-15	ARGWC-16	ARGWC-17	ARGWC-18	ARGWC-7
10/25/2016		200	73		56
10/26/2016	22			200	
1/26/2017	5.1	130	110		57
1/27/2017				200	
4/11/2017		150	77		
4/12/2017	4			190	47
6/21/2017	4.6	130	75	200	
6/22/2017					49
10/25/2017				190	49
10/26/2017	5.4	110	61		
4/10/2018	6.7	130	58		46
4/11/2018				200	
10/16/2018		84			
10/17/2018	6.8		47	190	42
3/27/2019	7.2			190	
3/28/2019		220	59		45
10/8/2019	31				
10/9/2019		210	57	180	42
4/8/2020	5.9	200	47		39
4/9/2020				190	
6/24/2020		310	67	190	
6/25/2020	5.6				42
9/29/2020	7.7	200	66		38
9/30/2020				170	
2/9/2021	7.1	190	73		
2/10/2021				220	43
9/8/2021	6.2	160	79		
9/9/2021				190	
9/10/2021					39
2/2/2022			74		
2/3/2022	5.6	250		200	21
8/31/2022	5.64	243			36.3
9/2/2022			151	198	
2/2/2023		348		195	35
2/3/2023	4.35		118		
8/9/2023			237		
8/10/2023	6.91	328		194	34.5

Time Series

Constituent: Sulfate (mg/L) Analysis Run 10/13/2023 2:13 PM View: Desc.

Plant Arkwright Client: Southern Company Data: Arkwright No 3

	ARGWC-8	ARGWC-9
5/13/2009		0.938
5/14/2009	109	
12/3/2009	107	0.422
5/26/2010	109	0.262
11/9/2010	100	<0.17
5/18/2011	110	
5/19/2011		0.359
11/11/2011	107	<0.17
5/17/2012	98	0.398
11/9/2012	90.4	0.545
5/7/2013	96.2	0.797
11/5/2013	86.9	
11/6/2013		0.86
5/21/2014	106	1.02
11/18/2014	99	1.2
4/7/2015	82.3	1.14
10/28/2015	78	1.02
6/23/2016	78	1
8/31/2016	72	1.1
10/25/2016		4.7 (o)
10/26/2016	77	
1/26/2017	75	1.1
4/12/2017	69	0.9 (J)
6/21/2017	73	
6/22/2017		0.99 (J)
10/25/2017		0.95 (J)
10/26/2017	72	
4/11/2018	69	0.9 (J)
10/17/2018	67	0.95 (J)
3/28/2019	66	1
10/9/2019	63	1.5
4/9/2020	59	1.1
6/23/2020	62	
6/26/2020		0.94 (J)
10/1/2020	57	0.82 (J)
2/10/2021	60	1.7
9/9/2021	58	1.2
2/2/2022	59	1.4
8/31/2022	54.1	1.31
2/2/2023	53.2	1.46
8/10/2023	52.3	1.45

ND substitution: RL or RL/2 if <15% NDs.

Time Series

Constituent: Thallium (mg/L) Analysis Run 10/13/2023 2:13 PM View: Desc.

Plant Arkwright Client: Southern Company Data: Arkwright No 3

	ARAMW-3	ARAMW-4	ARAMW-6	ARGWA-12 (bg)	ARGWA-13 (bg)
8/30/2016				<0.002	
8/31/2016					<0.002
10/24/2016				<0.002	
10/25/2016					<0.002
1/23/2017				<0.002	
1/24/2017					<0.002
4/11/2017				<0.002	<0.002
6/21/2017				<0.002	<0.002
10/25/2017				<0.002	<0.002
4/9/2018					<0.002
4/10/2018				<0.002	
10/16/2018				<0.002	<0.002
8/19/2019					<0.002
8/20/2019				<0.002	
10/8/2019				<0.002	<0.002
4/7/2020				<0.002	<0.002
8/18/2020				<0.002	<0.002
8/20/2020	<0.002	0.00022 (J)			
8/21/2020			0.00018 (J)		
9/29/2020				<0.002	<0.002
9/30/2020	<0.002	<0.002			
10/1/2020			<0.002		
2/9/2021			<0.002	<0.002	<0.002
2/10/2021	<0.002	<0.002			
9/7/2021				<0.002	<0.002
9/8/2021		<0.002			
9/9/2021	<0.002		<0.002		
2/1/2022				<0.002	<0.002
2/2/2022	<0.002	<0.002	<0.002		
8/30/2022				<0.002	
8/31/2022	<0.002		<0.002		<0.002
9/2/2022		<0.002			
2/2/2023	<0.002		<0.002	<0.002	
2/3/2023					<0.002
2/7/2023		<0.002			
8/9/2023		<0.002		<0.002	<0.002

ND substitution: RL or RL/2 if <15% NDs.

Time Series

Constituent: Thallium (mg/L) Analysis Run 10/13/2023 2:13 PM View: Desc.

Plant Arkwright Client: Southern Company Data: Arkwright No 3

	ARGWA-14 (bg)	ARGWA-24 (bg)	ARGWA-3 (bg)	ARGWA-5 (bg)	ARGWC-10
8/30/2016				<0.002	
8/31/2016	<0.002		<0.002		
9/1/2016					<0.002
10/25/2016	<0.002		<0.002	<0.002	<0.002
1/23/2017	<0.002				
1/24/2017			<0.002	<0.002	
1/27/2017					<0.002
4/11/2017	<0.002		<0.002	<0.002	
4/12/2017					<0.002
6/20/2017	<0.002		<0.002	<0.002	
6/22/2017					<0.002
10/25/2017	<0.002		<0.002	<0.002	
10/26/2017					<0.002
4/9/2018	<0.002				
4/10/2018			<0.002	<0.002	
4/11/2018					<0.002
10/16/2018	<0.002		<0.002	<0.002	
10/17/2018					<0.002
8/20/2019			0.0002 (J)	0.00023 (J)	
8/21/2019	<0.002				<0.002
10/7/2019	<0.002				
10/8/2019			<0.002	<0.002	
10/9/2019					<0.002
4/6/2020	<0.002				
4/7/2020			<0.002	0.00015 (J)	
4/8/2020					<0.002
8/18/2020			0.00036 (J)	0.00021 (J)	
8/19/2020	<0.002				<0.002
9/29/2020	0.00019 (J)		<0.002	0.00019 (J)	
10/1/2020					<0.002
12/1/2020		<0.002			
2/9/2021		<0.002	<0.002	<0.002	<0.002
2/11/2021	<0.002				
9/8/2021	<0.002	<0.002	<0.002	<0.002	
9/10/2021					<0.002
2/1/2022		<0.002	<0.002	<0.002	
2/2/2022	<0.002				<0.002
8/30/2022				<0.002	
8/31/2022	<0.002	<0.002	<0.002		<0.002
2/2/2023		<0.002			<0.002
2/3/2023			<0.002	<0.002	
2/7/2023	<0.002				
8/9/2023		<0.002	<0.002		<0.002
8/10/2023	<0.002			<0.002	

ND substitution: RL or RL/2 if <15% NDs.

Time Series

Constituent: Thallium (mg/L) Analysis Run 10/13/2023 2:13 PM View: Desc.

Plant Arkwright Client: Southern Company Data: Arkwright No 3

	ARGWC-15	ARGWC-16	ARGWC-17	ARGWC-18	ARGWC-7
8/31/2016					<0.002
9/1/2016		<0.002	<0.002	<0.002	
9/2/2016	9.5E-05 (J)				
10/25/2016		<0.002	<0.002		<0.002
10/26/2016	<0.002			<0.002	
1/26/2017	<0.002	<0.002	<0.002		<0.002
1/27/2017				<0.002	
4/11/2017		<0.002	<0.002		
4/12/2017	<0.002			<0.002	<0.002
6/21/2017	<0.002	<0.002	<0.002	<0.002	
6/22/2017					<0.002
10/25/2017				<0.002	<0.002
10/26/2017	<0.002	<0.002	<0.002		
4/10/2018	<0.002	<0.002	<0.002		<0.002
4/11/2018				<0.002	
10/16/2018		<0.002			
10/17/2018	<0.002		<0.002	<0.002	<0.002
8/20/2019		<0.002			
8/21/2019	<0.002		<0.002	<0.002	<0.002
10/8/2019	<0.002				
10/9/2019		<0.002	<0.002	<0.002	<0.002
4/8/2020	<0.002	<0.002	<0.002		<0.002
4/9/2020				<0.002	
8/18/2020			<0.002		<0.002
8/19/2020	<0.002	0.00027 (J)			
8/20/2020				<0.002	
9/29/2020	<0.002	0.00025 (J)	<0.002		<0.002
9/30/2020				<0.002	
2/9/2021	<0.002	<0.002	<0.002		
2/10/2021				<0.002	<0.002
9/8/2021	<0.002	0.00025 (J)	0.00063 (J)		
9/9/2021				0.00028 (J)	
9/10/2021					<0.002
2/2/2022			<0.002		
2/3/2022	<0.002	<0.002		<0.002	<0.002
8/31/2022	<0.002	<0.002			<0.002
9/2/2022			<0.002	<0.002	
2/2/2023		<0.002		<0.002	<0.002
2/3/2023	<0.002		<0.002		
8/9/2023			<0.002		
8/10/2023	<0.002	<0.002		<0.002	<0.002

ND substitution: RL or RL/2 if <15% NDs.

Time Series

Constituent: Thallium (mg/L) Analysis Run 10/13/2023 2:13 PM View: Desc.

Plant Arkwright Client: Southern Company Data: Arkwright No 3

	ARGWC-8	ARGWC-9
8/31/2016	<0.002	<0.002
10/25/2016		<0.002
10/26/2016	<0.002	
1/26/2017	<0.002	<0.002
4/12/2017	<0.002	<0.002
6/21/2017	<0.002	
6/22/2017		<0.002
10/25/2017		<0.002
10/26/2017	<0.002	
4/11/2018	<0.002	<0.002
10/17/2018	<0.002	<0.002
8/21/2019	<0.002	<0.002
10/9/2019	<0.002	<0.002
4/9/2020	<0.002	<0.002
8/19/2020		<0.002
8/20/2020	<0.002	
10/1/2020	<0.002	<0.002
2/10/2021	<0.002	<0.002
9/9/2021	<0.002	<0.002
2/2/2022	<0.002	<0.002
8/31/2022	<0.002	<0.002
2/2/2023	<0.002	<0.002
8/10/2023	<0.002	<0.002

ND substitution: RL or RL/2 if <15% NDs.

Time Series

Constituent: Total Dissolved Solids (mg/L) Analysis Run 10/13/2023 2:13 PM View: Desc.

Plant Arkwright Client: Southern Company Data: Arkwright No 3

	ARAMW-3	ARAMW-4	ARAMW-6	ARGWA-12 (bg)	ARGWA-13 (bg)
8/30/2016				100	
8/31/2016					1000
10/24/2016				136	
10/25/2016					1280
1/23/2017				16	
1/24/2017					590
4/11/2017				120	610
6/21/2017				140	880
10/25/2017				120	900
4/9/2018					440
4/10/2018				130	
10/16/2018				150	910
3/26/2019					750
3/27/2019				110	
10/8/2019				130	1500
4/7/2020				120	480
9/29/2020				130	880
9/30/2020	240	1300			
10/1/2020			220		
2/9/2021			220	140	890
2/10/2021	230	1500			
9/7/2021				140	1500
9/8/2021		1700			
9/9/2021	230		210		
2/1/2022				130	600
2/2/2022	230	1600	210		
8/30/2022				139	
8/31/2022	218		167		1290
9/2/2022		1610			
2/2/2023	201		162	128	
2/3/2023					377
2/7/2023		1690			
8/9/2023		1820		110	1240

Time Series

Constituent: Total Dissolved Solids (mg/L) Analysis Run 10/13/2023 2:13 PM View: Desc.

Plant Arkwright Client: Southern Company Data: Arkwright No 3

	ARGWA-14 (bg)	ARGWA-24 (bg)	ARGWA-3 (bg)	ARGWA-5 (bg)	ARGWC-10
8/30/2016				58	
8/31/2016	330		80		
9/1/2016					100
10/25/2016	459		65	34	65
1/23/2017	340				
1/24/2017			70	120	
1/27/2017					86
4/11/2017	300		64	76	
4/12/2017					110
6/20/2017	210		52	36	
6/22/2017					82
10/25/2017	280		72	64	
10/26/2017					38
4/9/2018	280				
4/10/2018			86	60	
4/11/2018					50
10/16/2018	48		74	54	
10/17/2018					120
3/27/2019	330		69	61	
3/28/2019					82
10/7/2019	230				
10/8/2019			66	68	
10/9/2019					92
4/6/2020	280				
4/7/2020			64	65	
4/8/2020					82
9/29/2020	210		62	61	
10/1/2020					93
12/1/2020		120			
2/9/2021		110	62	73	81
2/11/2021	290				
9/8/2021	170	120	79	86	
9/10/2021					100
2/1/2022		120	75	76	
2/2/2022	310				96
8/30/2022				81	
8/31/2022	177	122	65		69
2/2/2023		90			84
2/3/2023			63	76	
2/7/2023	144				
8/9/2023		88	50		72
8/10/2023	301			105	

Time Series

Constituent: Total Dissolved Solids (mg/L) Analysis Run 10/13/2023 2:13 PM View: Desc.

Plant Arkwright Client: Southern Company Data: Arkwright No 3

	ARGWC-15	ARGWC-16	ARGWC-17	ARGWC-18	ARGWC-7
8/31/2016					150
9/1/2016		240	220	450	
9/2/2016	150				
10/25/2016		304	114		171
10/26/2016	125			404	
1/26/2017	86	170	170		120
1/27/2017				460	
4/11/2017		260	160		
4/12/2017	140			430	150
6/21/2017	120	230	140	430	
6/22/2017					130
10/25/2017				380	130
10/26/2017	96	170	120		
4/10/2018	130	260	110		140
4/11/2018				430	
10/16/2018		140			
10/17/2018	160		140	470	180
3/27/2019	150			430	
3/28/2019		370	120		130
10/8/2019	130				
10/9/2019		350	120	420	130
4/8/2020	130	350	91		130
4/9/2020				440	
9/29/2020	130	340	140		140
9/30/2020				390	
2/9/2021	140	310	160 (D)		
2/10/2021				460	110
9/8/2021	150	280	150		
9/9/2021				480	
9/10/2021					130
2/2/2022			150		
2/3/2022	150	400		450	120
8/31/2022	125	375			101
9/2/2022			240	444	
2/2/2023		545		446	106
2/3/2023	117		174		
8/9/2023			360		
8/10/2023	142	537		444	101

Time Series

Constituent: Total Dissolved Solids (mg/L) Analysis Run 10/13/2023 2:13 PM View: Desc.

Plant Arkwright Client: Southern Company Data: Arkwright No 3

	ARGWC-8	ARGWC-9
8/31/2016	310	74
10/25/2016		67
10/26/2016	283	
1/26/2017	300	84
4/12/2017	310	88
6/21/2017	300	
6/22/2017		76
10/25/2017		60
10/26/2017	270	
4/11/2018	240	24
10/17/2018	120	96
3/28/2019	290	77
10/9/2019	290	75
4/9/2020	270	70
10/1/2020	270	55
2/10/2021	270	71
9/9/2021	270	70
2/2/2022	260	67
8/31/2022	248	63
2/2/2023	249	77
8/10/2023	234	50

FIGURE B.

Sanitas™ v.10.0.06 Software licensed to Groundwater Stats Consulting. UG

Box & Whiskers Plot

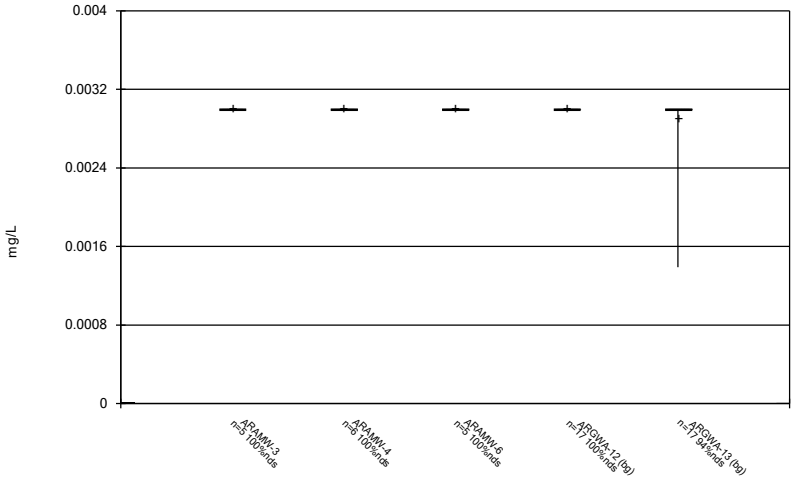

Constituent: Antimony Analysis Run 10/13/2023 2:13 PM View: Desc.
Plant Arkwright Client: Southern Company Data: Arkwright No 3

Sanitas™ v.10.0.06 Software licensed to Groundwater Stats Consulting. UG

Box & Whiskers Plot

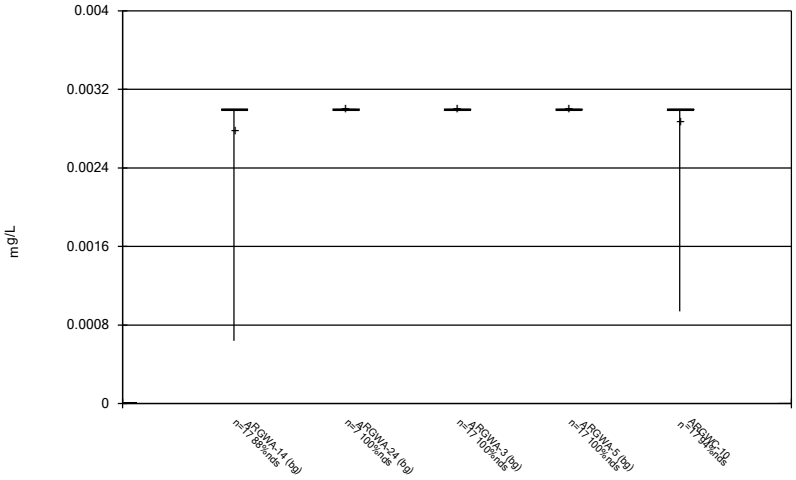

Constituent: Antimony Analysis Run 10/13/2023 2:13 PM View: Desc.
Plant Arkwright Client: Southern Company Data: Arkwright No 3

Sanitas™ v.10.0.06 Software licensed to Groundwater Stats Consulting. UG

Box & Whiskers Plot

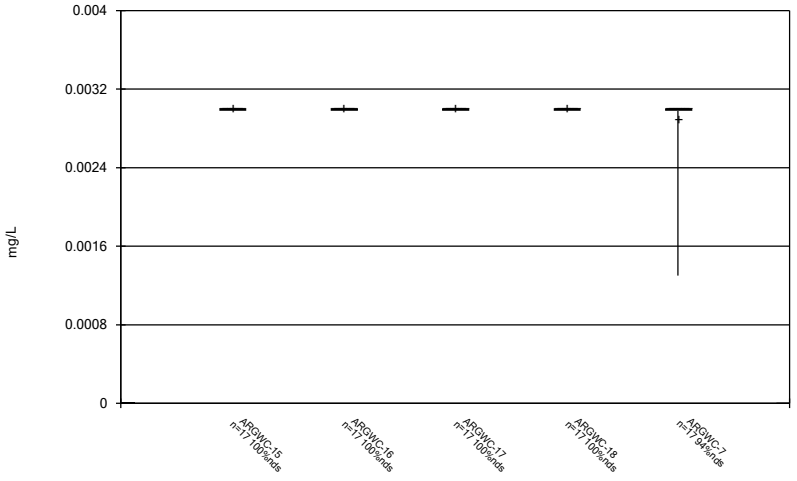

Constituent: Antimony Analysis Run 10/13/2023 2:13 PM View: Desc.
Plant Arkwright Client: Southern Company Data: Arkwright No 3

Sanitas™ v.10.0.06 Software licensed to Groundwater Stats Consulting. UG

Box & Whiskers Plot

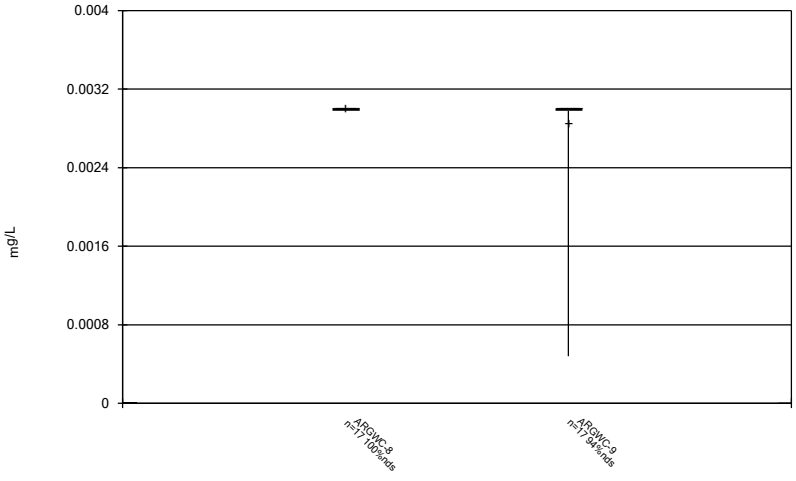

Constituent: Antimony Analysis Run 10/13/2023 2:13 PM View: Desc.
Plant Arkwright Client: Southern Company Data: Arkwright No 3

Sanitas™ v.10.0.06 Software licensed to Groundwater Stats Consulting. UG

Box & Whiskers Plot

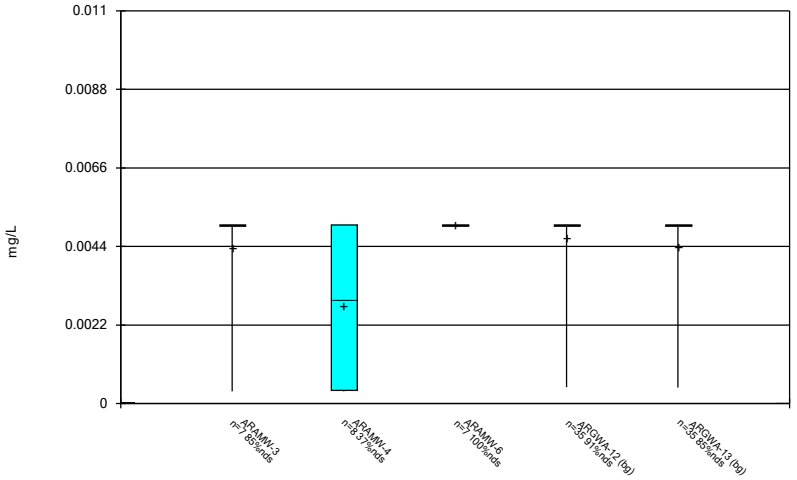

Constituent: Arsenic Analysis Run 10/13/2023 2:13 PM View: Desc.
Plant Arkwright Client: Southern Company Data: Arkwright No 3

Sanitas™ v.10.0.06 Software licensed to Groundwater Stats Consulting. UG

Box & Whiskers Plot

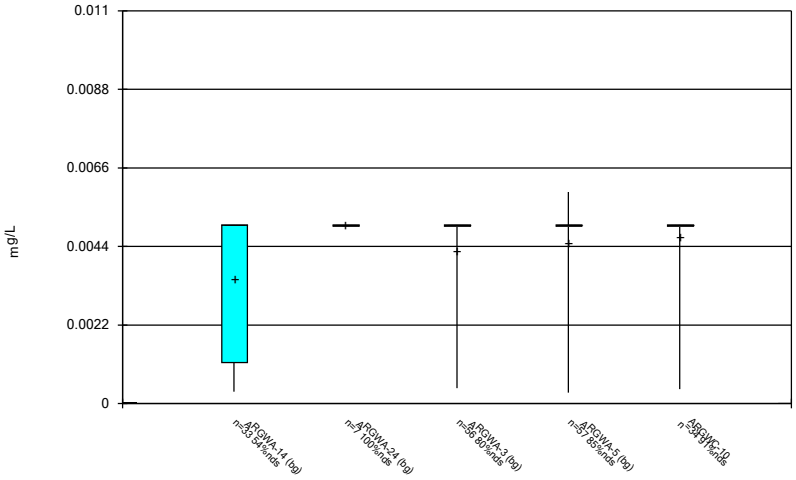

Constituent: Arsenic Analysis Run 10/13/2023 2:13 PM View: Desc.
Plant Arkwright Client: Southern Company Data: Arkwright No 3

Sanitas™ v.10.0.06 Software licensed to Groundwater Stats Consulting. UG

Box & Whiskers Plot

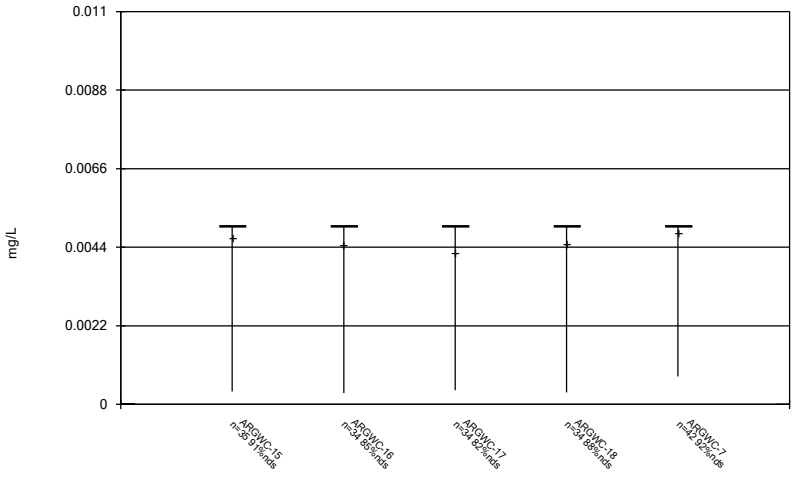

Constituent: Arsenic Analysis Run 10/13/2023 2:13 PM View: Desc.
Plant Arkwright Client: Southern Company Data: Arkwright No 3

Sanitas™ v.10.0.06 Software licensed to Groundwater Stats Consulting. UG

Box & Whiskers Plot

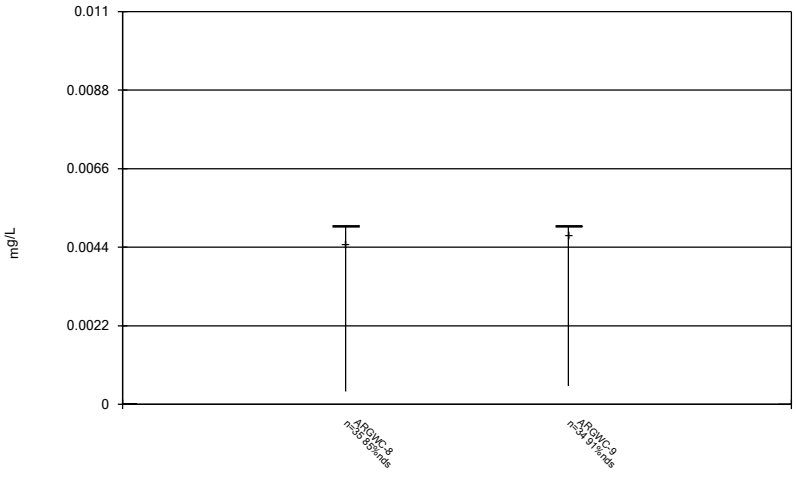

Constituent: Arsenic Analysis Run 10/13/2023 2:13 PM View: Desc.
Plant Arkwright Client: Southern Company Data: Arkwright No 3

Sanitas™ v.10.0.06 Software licensed to Groundwater Stats Consulting. UG

Box & Whiskers Plot

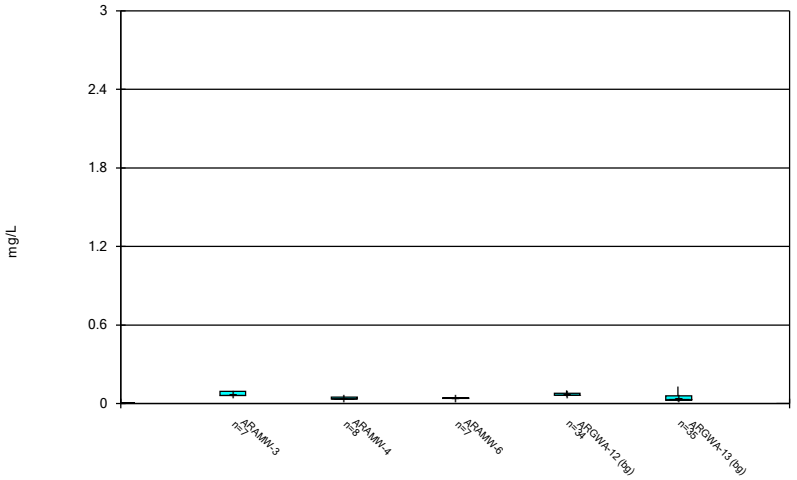

Constituent: Barium Analysis Run 10/13/2023 2:13 PM View: Desc.
Plant Arkwright Client: Southern Company Data: Arkwright No 3

Sanitas™ v.10.0.06 Software licensed to Groundwater Stats Consulting. UG

Box & Whiskers Plot

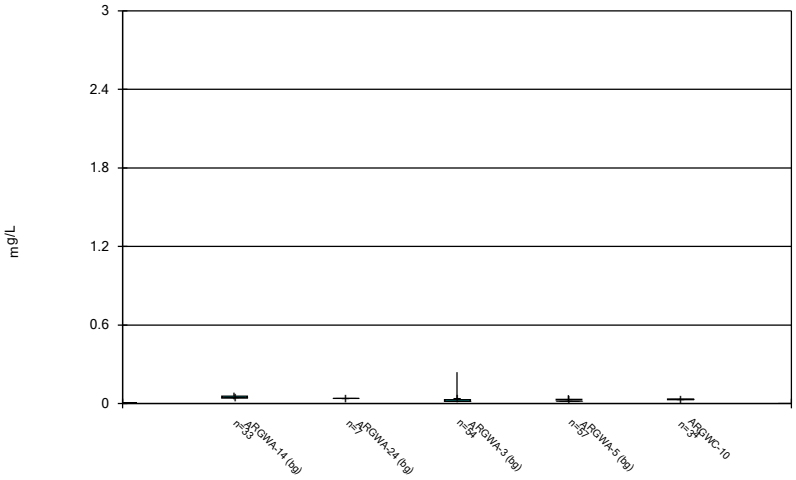

Constituent: Barium Analysis Run 10/13/2023 2:13 PM View: Desc.
Plant Arkwright Client: Southern Company Data: Arkwright No 3

Sanitas™ v.10.0.06 Software licensed to Groundwater Stats Consulting. UG

Box & Whiskers Plot

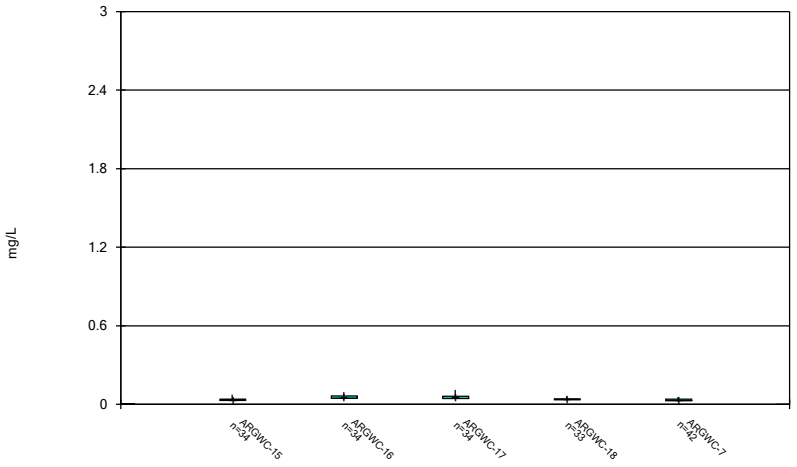

Constituent: Barium Analysis Run 10/13/2023 2:13 PM View: Desc.
Plant Arkwright Client: Southern Company Data: Arkwright No 3

Sanitas™ v.10.0.06 Software licensed to Groundwater Stats Consulting. UG

Box & Whiskers Plot

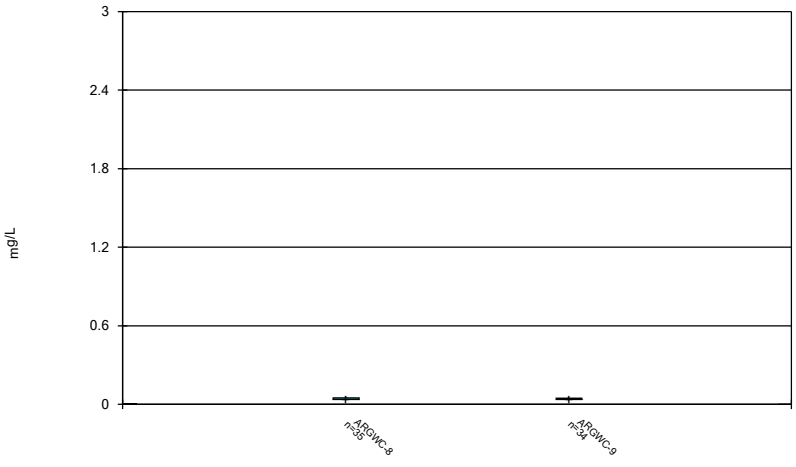

Constituent: Barium Analysis Run 10/13/2023 2:13 PM View: Desc.
Plant Arkwright Client: Southern Company Data: Arkwright No 3

Sanitas™ v.10.0.06 Software licensed to Groundwater Stats Consulting. UG

Box & Whiskers Plot

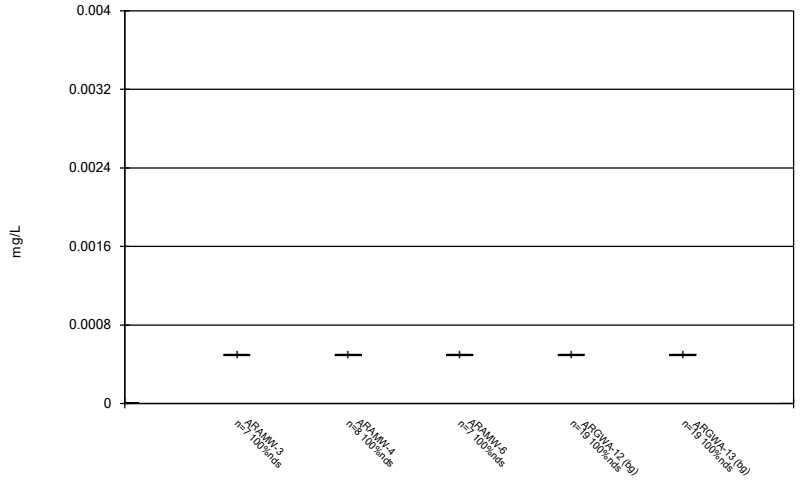

Constituent: Beryllium Analysis Run 10/13/2023 2:13 PM View: Desc.
Plant Arkwright Client: Southern Company Data: Arkwright No 3

Sanitas™ v.10.0.06 Software licensed to Groundwater Stats Consulting. UG

Box & Whiskers Plot

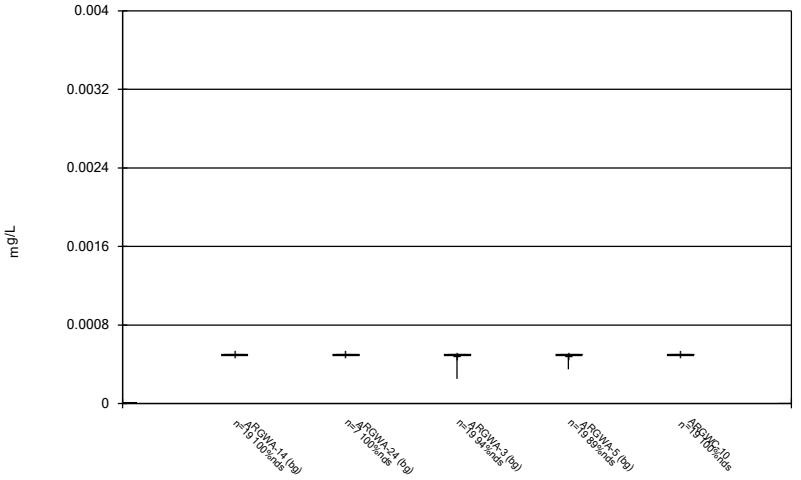

Constituent: Beryllium Analysis Run 10/13/2023 2:13 PM View: Desc.
Plant Arkwright Client: Southern Company Data: Arkwright No 3

Sanitas™ v.10.0.06 Software licensed to Groundwater Stats Consulting. UG

Box & Whiskers Plot

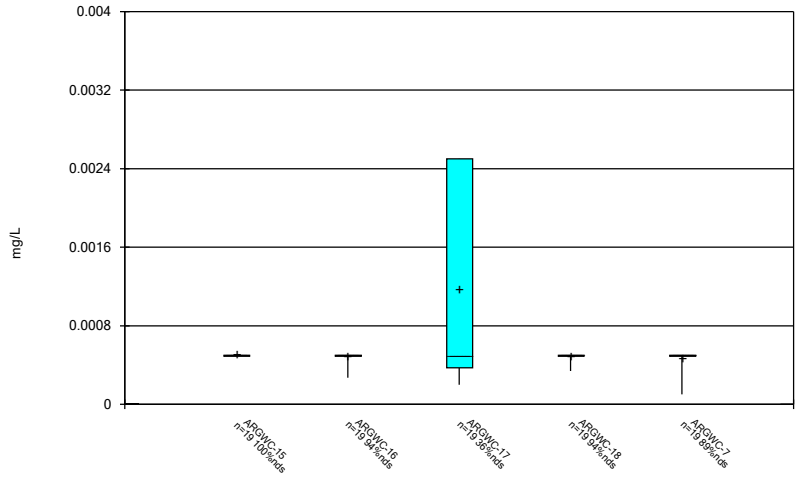

Constituent: Beryllium Analysis Run 10/13/2023 2:13 PM View: Desc.
Plant Arkwright Client: Southern Company Data: Arkwright No 3

Sanitas™ v.10.0.06 Software licensed to Groundwater Stats Consulting. UG

Box & Whiskers Plot

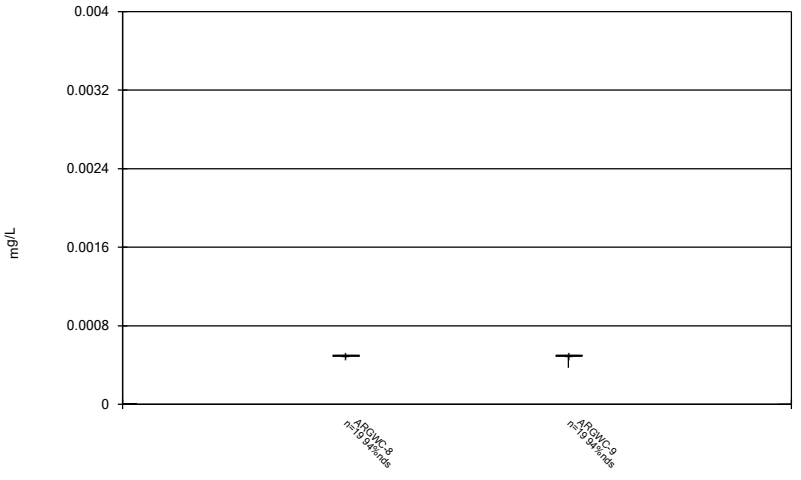

Constituent: Beryllium Analysis Run 10/13/2023 2:13 PM View: Desc.
Plant Arkwright Client: Southern Company Data: Arkwright No 3

Sanitas™ v.10.0.06 Software licensed to Groundwater Stats Consulting. UG

Box & Whiskers Plot

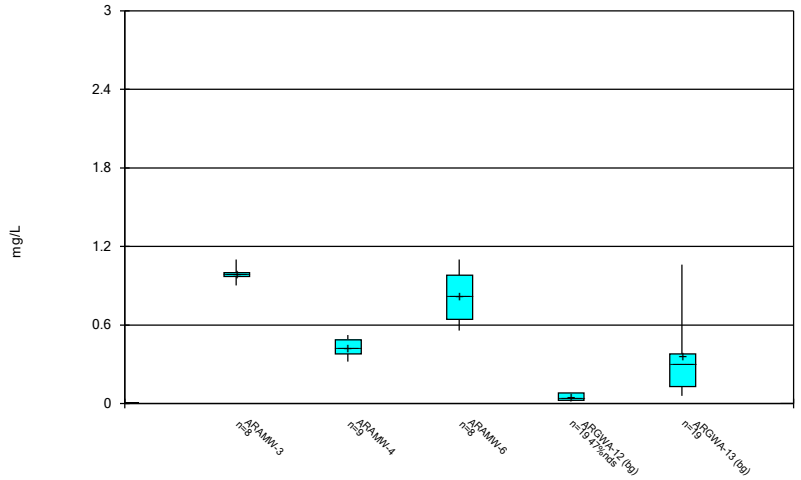

Constituent: Boron Analysis Run 10/13/2023 2:13 PM View: Desc.
Plant Arkwright Client: Southern Company Data: Arkwright No 3

Sanitas™ v.10.0.06 Software licensed to Groundwater Stats Consulting. UG

Box & Whiskers Plot

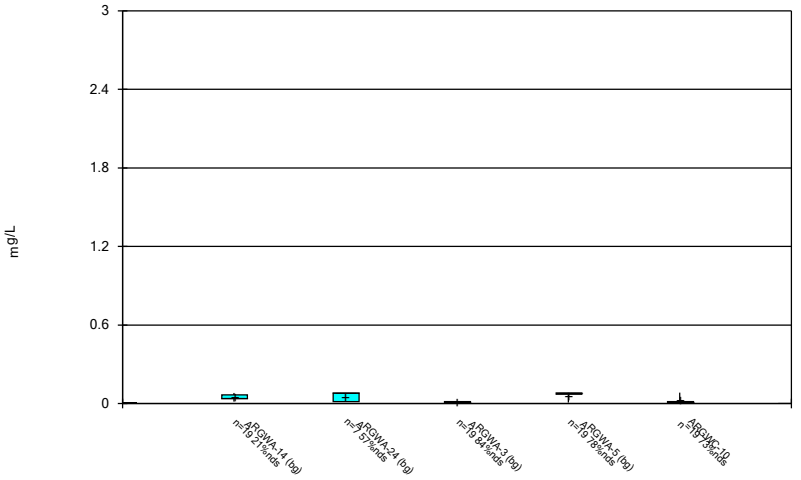

Constituent: Boron Analysis Run 10/13/2023 2:13 PM View: Desc.
Plant Arkwright Client: Southern Company Data: Arkwright No 3

Sanitas™ v.10.0.06 Software licensed to Groundwater Stats Consulting. UG

Box & Whiskers Plot

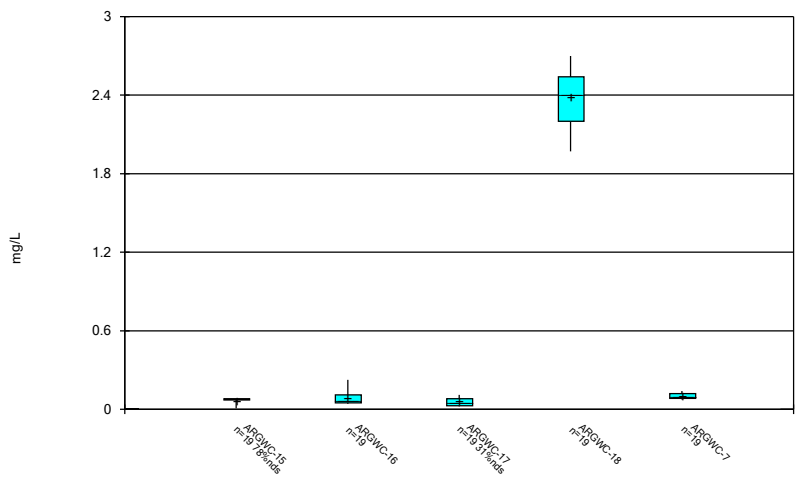

Constituent: Boron Analysis Run 10/13/2023 2:13 PM View: Desc.
Plant Arkwright Client: Southern Company Data: Arkwright No 3

Sanitas™ v.10.0.06 Software licensed to Groundwater Stats Consulting. UG

Box & Whiskers Plot

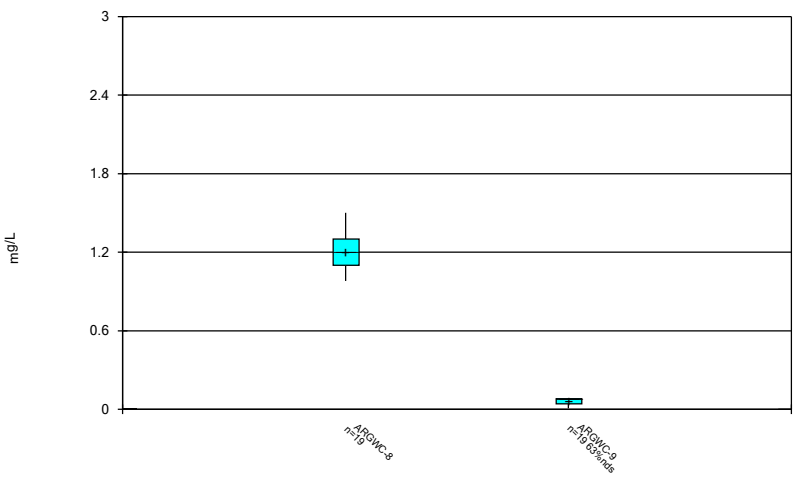

Constituent: Boron Analysis Run 10/13/2023 2:13 PM View: Desc.
Plant Arkwright Client: Southern Company Data: Arkwright No 3

Sanitas™ v.10.0.06 Software licensed to Groundwater Stats Consulting. UG

Box & Whiskers Plot

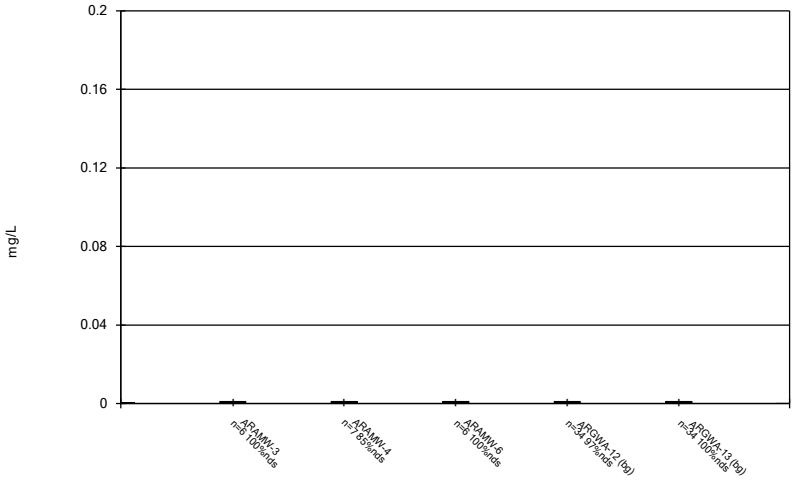

Constituent: Cadmium Analysis Run 10/13/2023 2:13 PM View: Desc.
Plant Arkwright Client: Southern Company Data: Arkwright No 3

Sanitas™ v.10.0.06 Software licensed to Groundwater Stats Consulting. UG

Box & Whiskers Plot

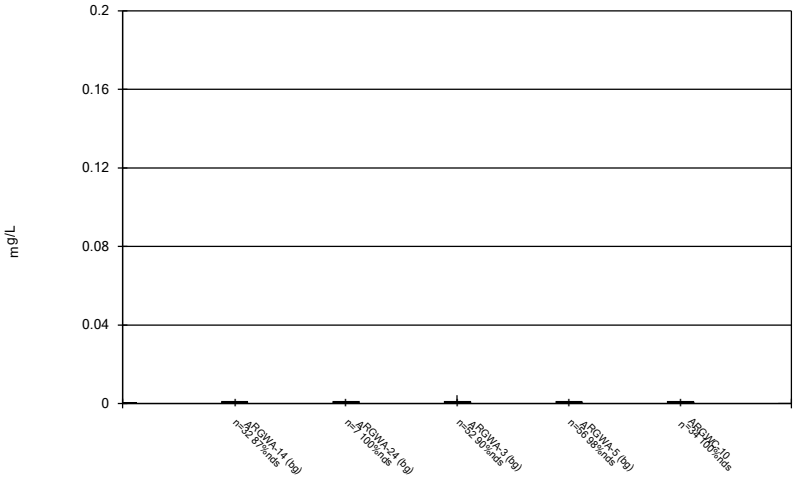

Constituent: Cadmium Analysis Run 10/13/2023 2:13 PM View: Desc.
Plant Arkwright Client: Southern Company Data: Arkwright No 3

Sanitas™ v.10.0.06 Software licensed to Groundwater Stats Consulting. UG

Box & Whiskers Plot

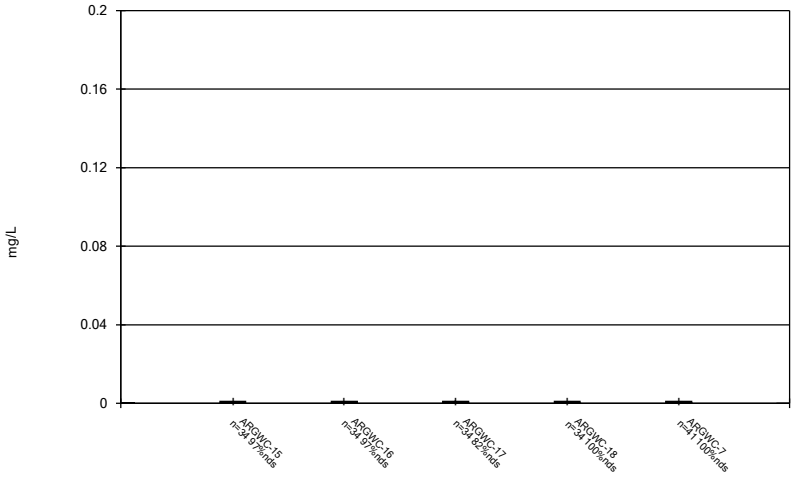

Constituent: Cadmium Analysis Run 10/13/2023 2:13 PM View: Desc.
Plant Arkwright Client: Southern Company Data: Arkwright No 3

Sanitas™ v.10.0.06 Software licensed to Groundwater Stats Consulting. UG

Box & Whiskers Plot

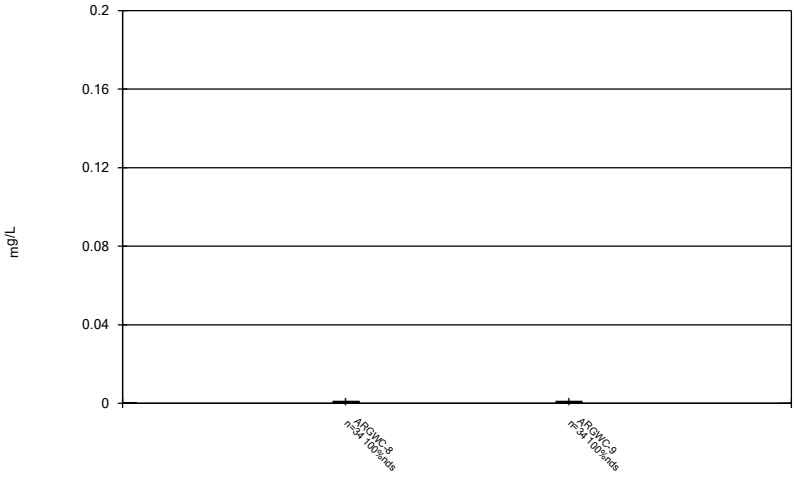

Constituent: Cadmium Analysis Run 10/13/2023 2:13 PM View: Desc.
Plant Arkwright Client: Southern Company Data: Arkwright No 3

Sanitas™ v.10.0.06 Software licensed to Groundwater Stats Consulting. UG

Box & Whiskers Plot

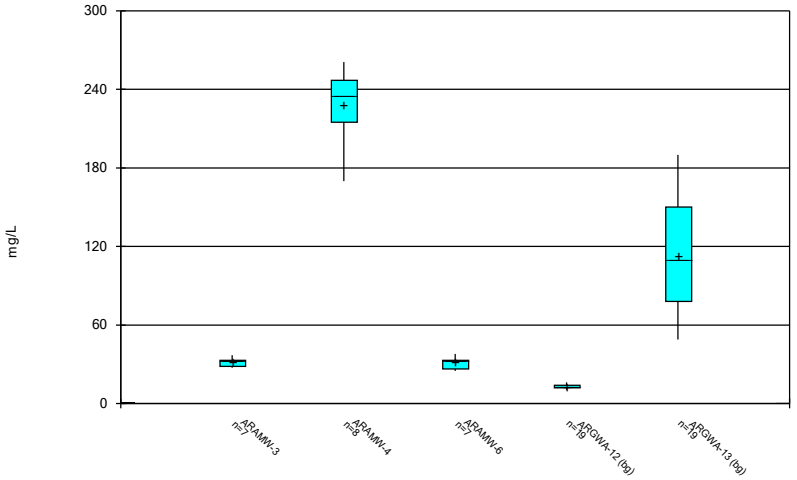

Constituent: Calcium Analysis Run 10/13/2023 2:14 PM View: Desc.
Plant Arkwright Client: Southern Company Data: Arkwright No 3

Sanitas™ v.10.0.06 Software licensed to Groundwater Stats Consulting. UG

Box & Whiskers Plot

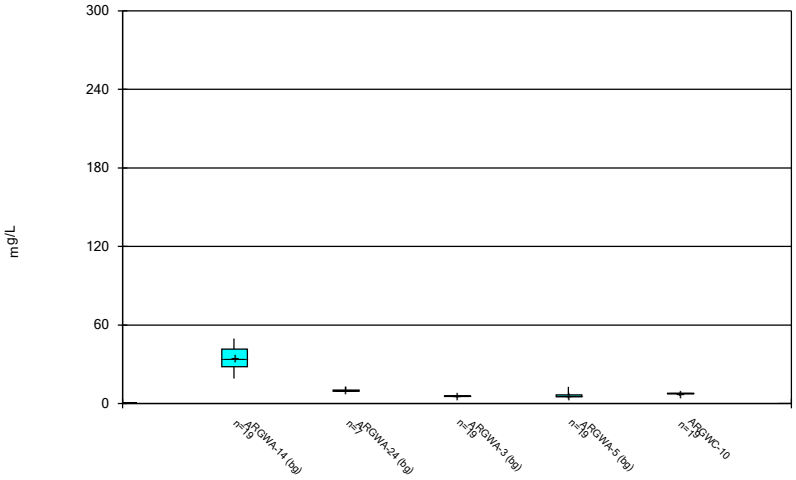

Constituent: Calcium Analysis Run 10/13/2023 2:14 PM View: Desc.
Plant Arkwright Client: Southern Company Data: Arkwright No 3

Sanitas™ v.10.0.06 Software licensed to Groundwater Stats Consulting. UG

Box & Whiskers Plot

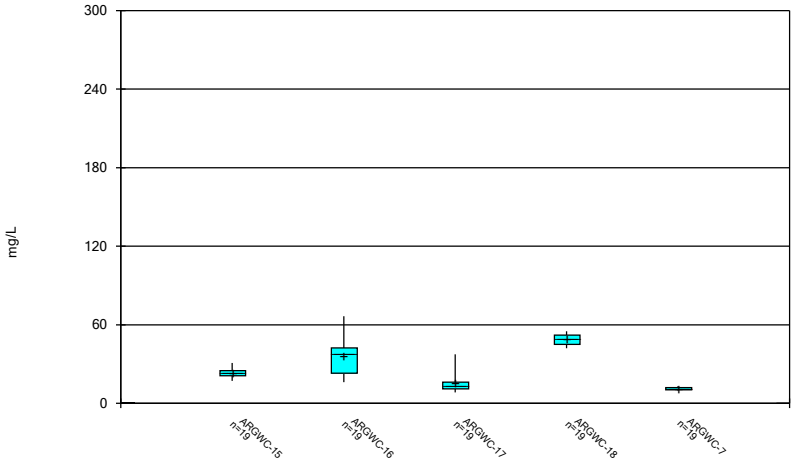

Constituent: Calcium Analysis Run 10/13/2023 2:14 PM View: Desc.
Plant Arkwright Client: Southern Company Data: Arkwright No 3

Sanitas™ v.10.0.06 Software licensed to Groundwater Stats Consulting. UG

Box & Whiskers Plot

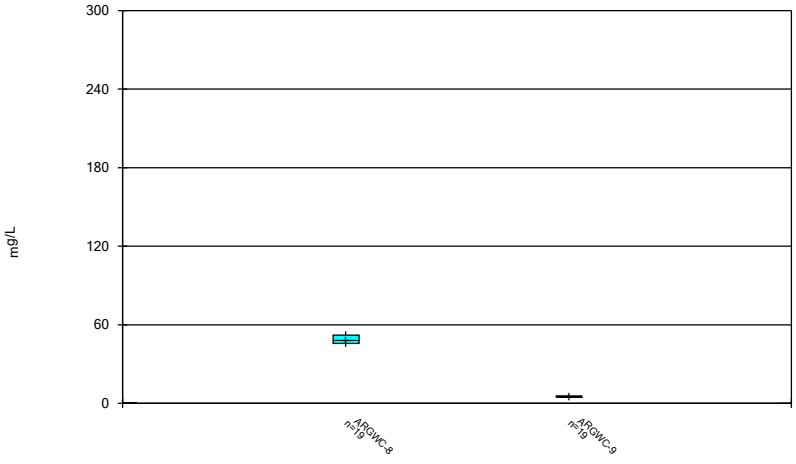

Constituent: Calcium Analysis Run 10/13/2023 2:14 PM View: Desc.
Plant Arkwright Client: Southern Company Data: Arkwright No 3

Sanitas™ v.10.0.06 Software licensed to Groundwater Stats Consulting. UG

Box & Whiskers Plot

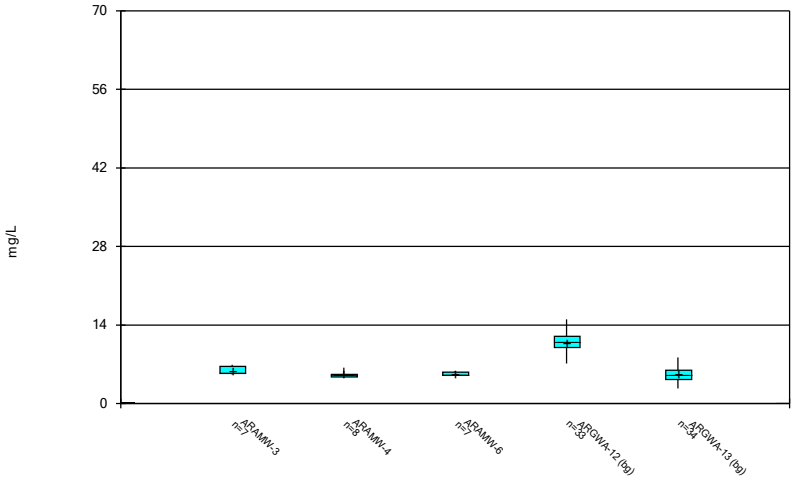

Constituent: Chloride Analysis Run 10/13/2023 2:14 PM View: Desc.
Plant Arkwright Client: Southern Company Data: Arkwright No 3

Sanitas™ v.10.0.06 Software licensed to Groundwater Stats Consulting. UG

Box & Whiskers Plot

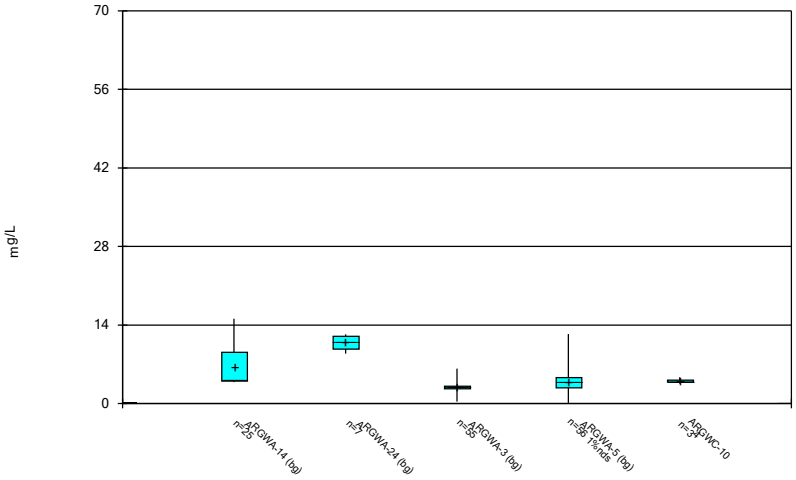

Constituent: Chloride Analysis Run 10/13/2023 2:14 PM View: Desc.
Plant Arkwright Client: Southern Company Data: Arkwright No 3

Sanitas™ v.10.0.06 Software licensed to Groundwater Stats Consulting. UG

Box & Whiskers Plot

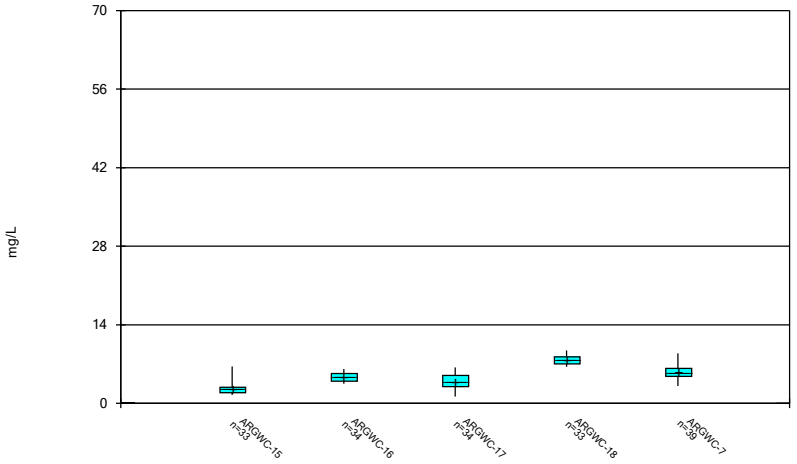

Constituent: Chloride Analysis Run 10/13/2023 2:14 PM View: Desc.
Plant Arkwright Client: Southern Company Data: Arkwright No 3

Sanitas™ v.10.0.06 Software licensed to Groundwater Stats Consulting. UG

Box & Whiskers Plot

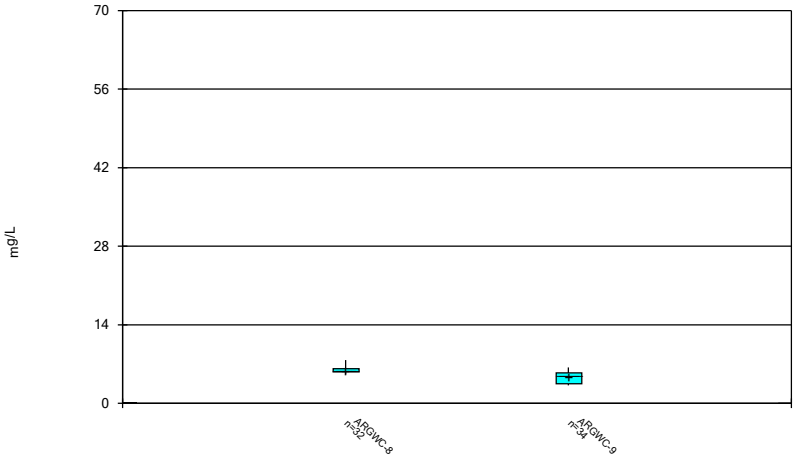

Constituent: Chloride Analysis Run 10/13/2023 2:14 PM View: Desc.
Plant Arkwright Client: Southern Company Data: Arkwright No 3

Sanitas™ v.10.0.06 Software licensed to Groundwater Stats Consulting. UG

Box & Whiskers Plot

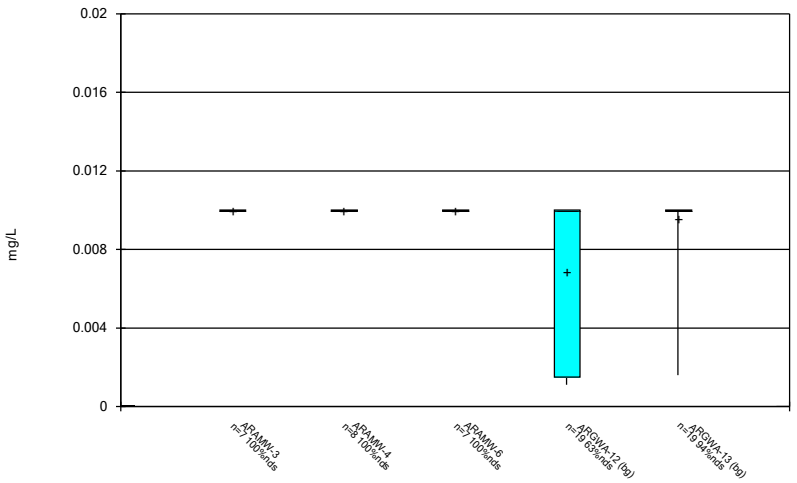

Constituent: Chromium Analysis Run 10/13/2023 2:14 PM View: Desc.
Plant Arkwright Client: Southern Company Data: Arkwright No 3

Sanitas™ v.10.0.06 Software licensed to Groundwater Stats Consulting. UG

Box & Whiskers Plot

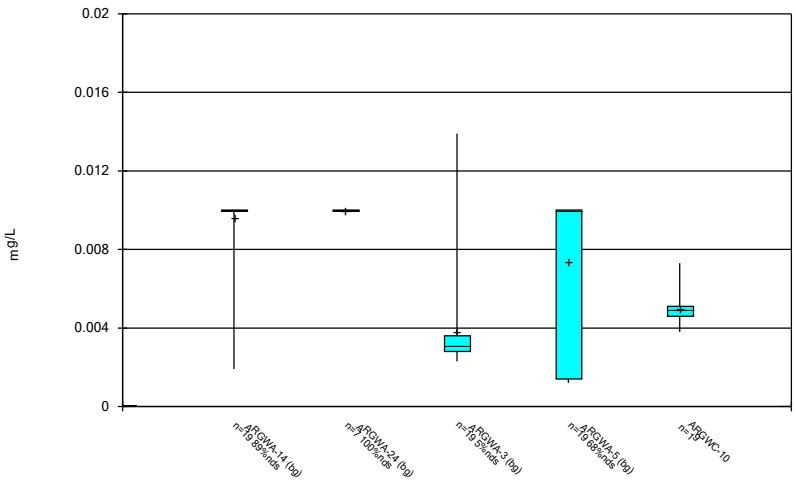

Constituent: Chromium Analysis Run 10/13/2023 2:14 PM View: Desc.
Plant Arkwright Client: Southern Company Data: Arkwright No 3

Sanitas™ v.10.0.06 Software licensed to Groundwater Stats Consulting. UG

Box & Whiskers Plot

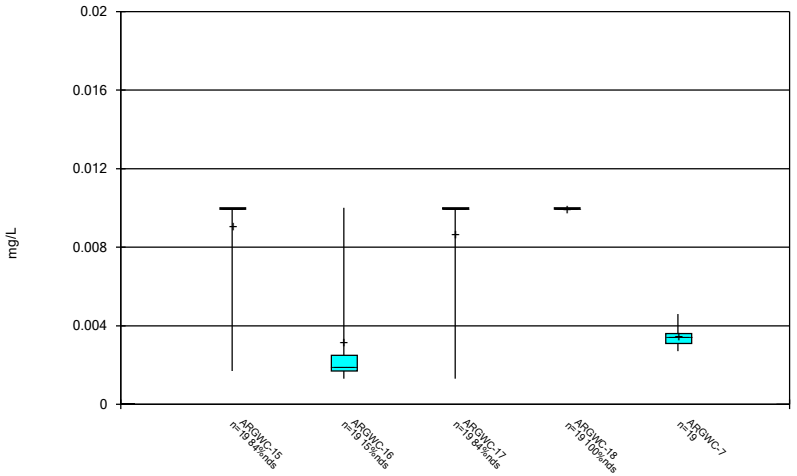

Constituent: Chromium Analysis Run 10/13/2023 2:14 PM View: Desc.
Plant Arkwright Client: Southern Company Data: Arkwright No 3

Sanitas™ v.10.0.06 Software licensed to Groundwater Stats Consulting. UG

Box & Whiskers Plot

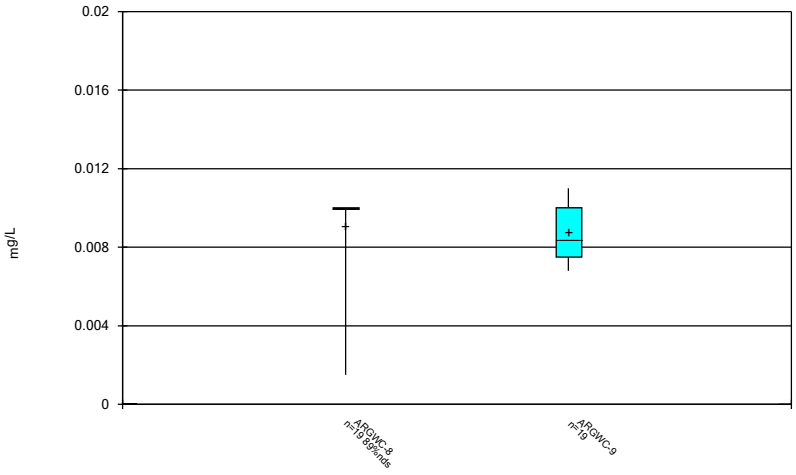

Constituent: Chromium Analysis Run 10/13/2023 2:14 PM View: Desc.
Plant Arkwright Client: Southern Company Data: Arkwright No 3

Sanitas™ v.10.0.06 Software licensed to Groundwater Stats Consulting. UG

Box & Whiskers Plot

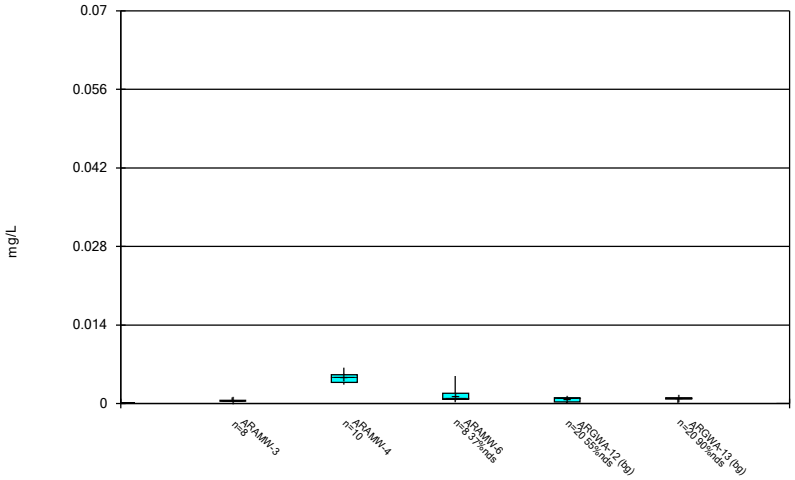

Constituent: Cobalt Analysis Run 10/13/2023 2:14 PM View: Desc.
Plant Arkwright Client: Southern Company Data: Arkwright No 3

Sanitas™ v.10.0.06 Software licensed to Groundwater Stats Consulting. UG

Box & Whiskers Plot

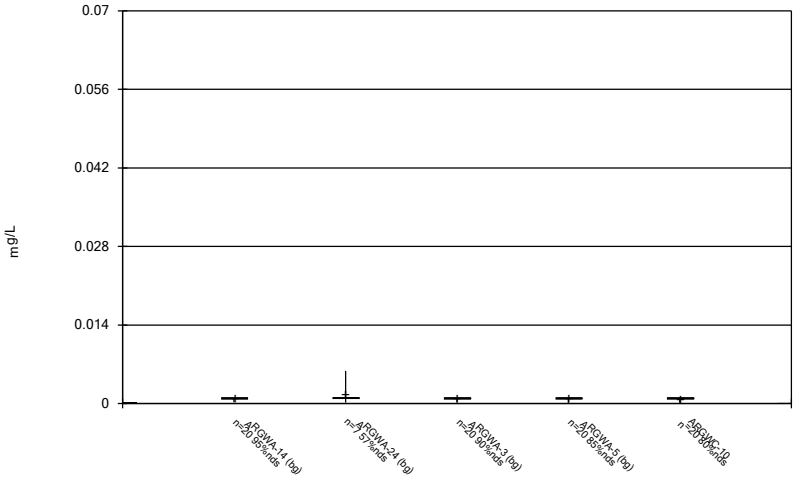

Constituent: Cobalt Analysis Run 10/13/2023 2:14 PM View: Desc.
Plant Arkwright Client: Southern Company Data: Arkwright No 3

Sanitas™ v.10.0.06 Software licensed to Groundwater Stats Consulting. UG

Box & Whiskers Plot

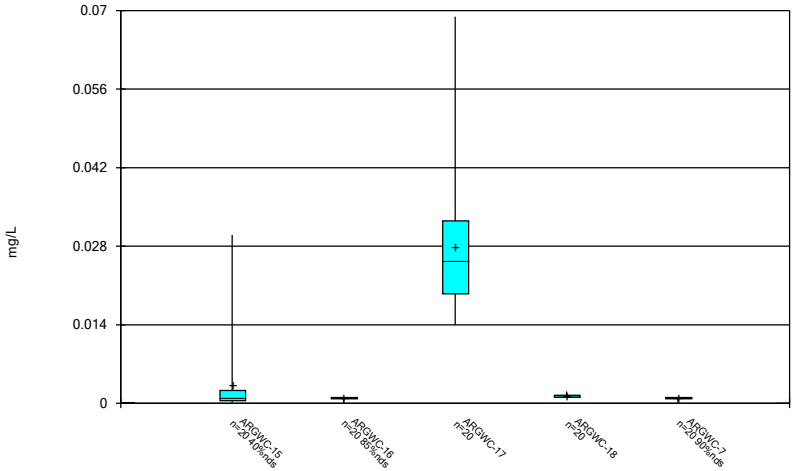

Constituent: Cobalt Analysis Run 10/13/2023 2:14 PM View: Desc.
Plant Arkwright Client: Southern Company Data: Arkwright No 3

Sanitas™ v.10.0.06 Software licensed to Groundwater Stats Consulting. UG

Box & Whiskers Plot

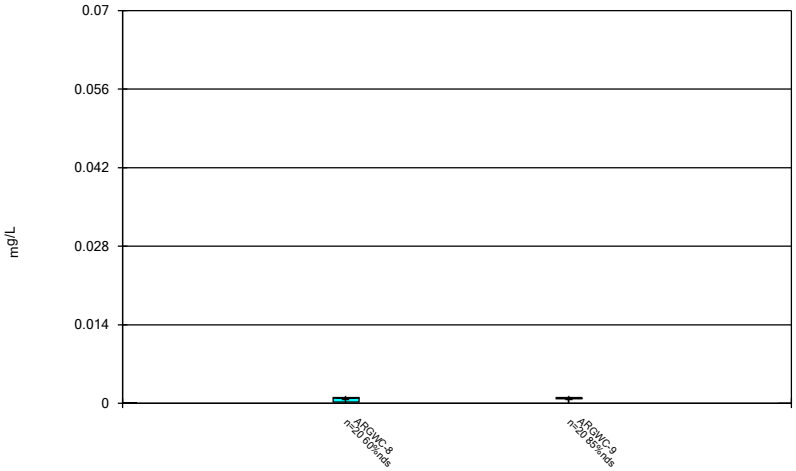

Constituent: Cobalt Analysis Run 10/13/2023 2:14 PM View: Desc.
Plant Arkwright Client: Southern Company Data: Arkwright No 3

Sanitas™ v.10.0.06 Software licensed to Groundwater Stats Consulting. UG

Box & Whiskers Plot

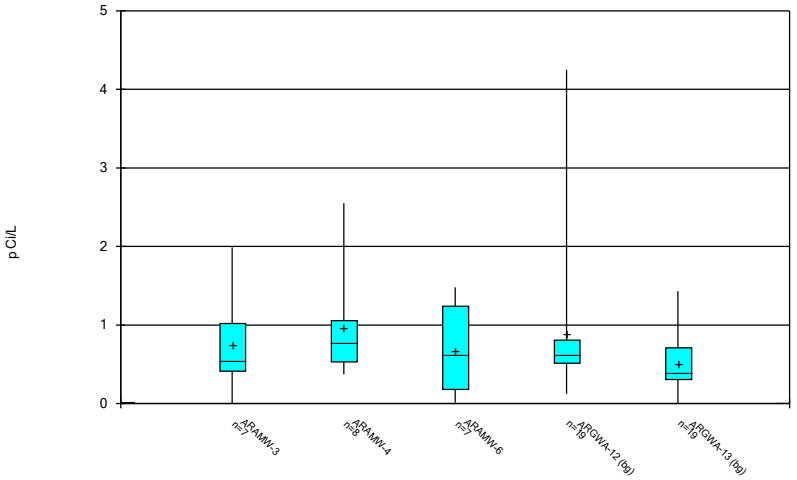

Constituent: Combined Radium 226 + 228 Analysis Run 10/13/2023 2:14 PM View: Desc.
Plant Arkwright Client: Southern Company Data: Arkwright No 3

Sanitas™ v.10.0.06 Software licensed to Groundwater Stats Consulting. UG

Box & Whiskers Plot

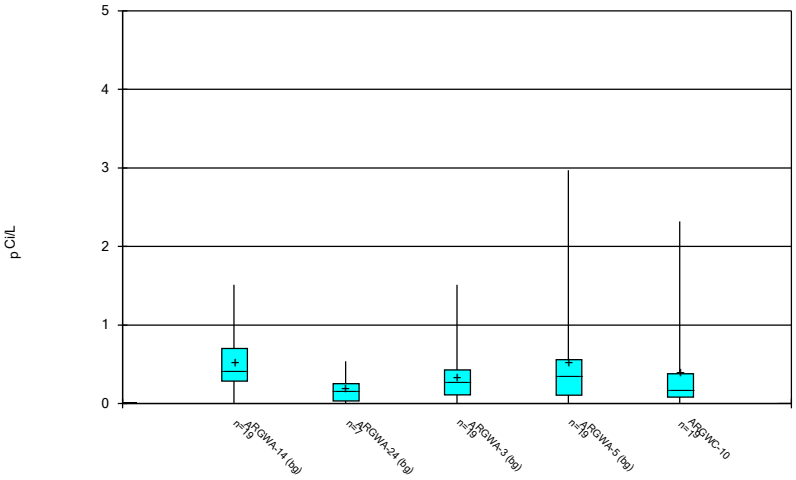

Constituent: Combined Radium 226 + 228 Analysis Run 10/13/2023 2:14 PM View: Desc.
Plant Arkwright Client: Southern Company Data: Arkwright No 3

Sanitas™ v.10.0.06 Software licensed to Groundwater Stats Consulting. UG

Box & Whiskers Plot

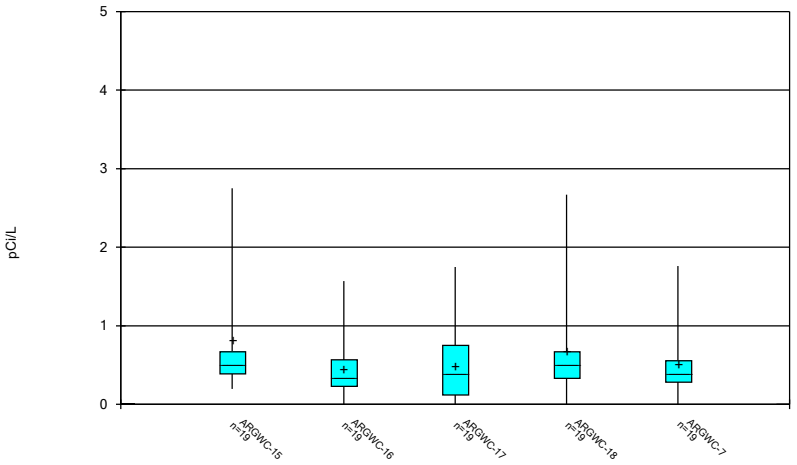

Constituent: Combined Radium 226 + 228 Analysis Run 10/13/2023 2:14 PM View: Desc.
Plant Arkwright Client: Southern Company Data: Arkwright No 3

Sanitas™ v.10.0.06 Software licensed to Groundwater Stats Consulting. UG

Box & Whiskers Plot

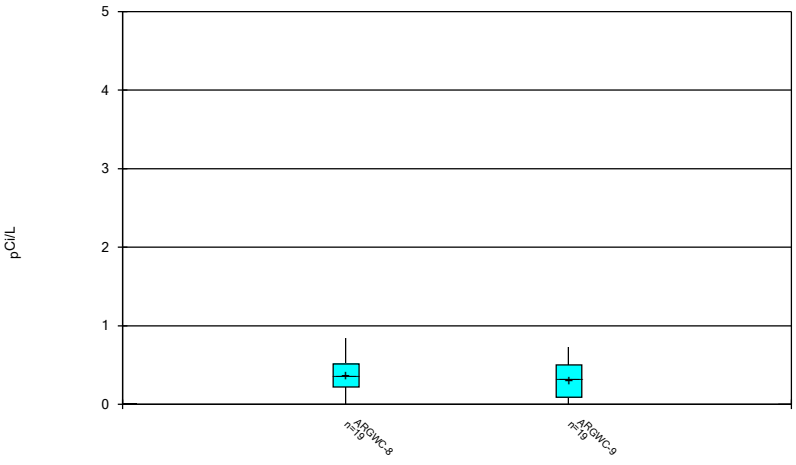

Constituent: Combined Radium 226 + 228 Analysis Run 10/13/2023 2:14 PM View: Desc.
Plant Arkwright Client: Southern Company Data: Arkwright No 3

Sanitas™ v.10.0.06 Software licensed to Groundwater Stats Consulting. UG

Box & Whiskers Plot

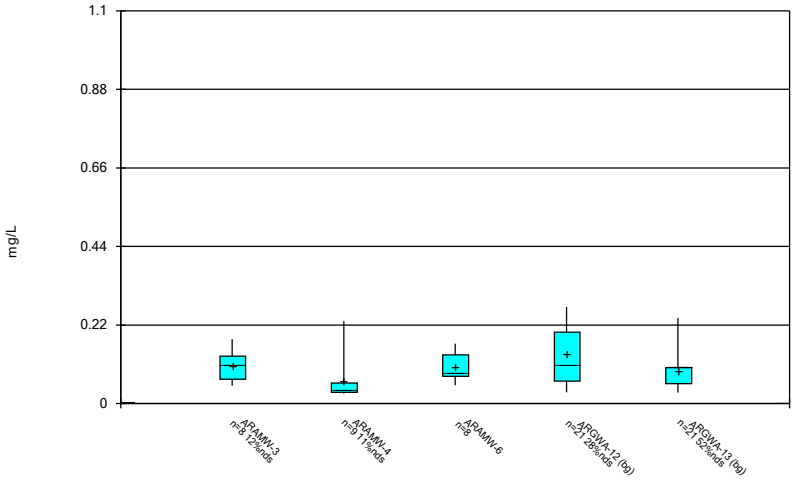

Constituent: Fluoride Analysis Run 10/13/2023 2:14 PM View: Desc.
Plant Arkwright Client: Southern Company Data: Arkwright No 3

Sanitas™ v.10.0.06 Software licensed to Groundwater Stats Consulting. UG

Box & Whiskers Plot

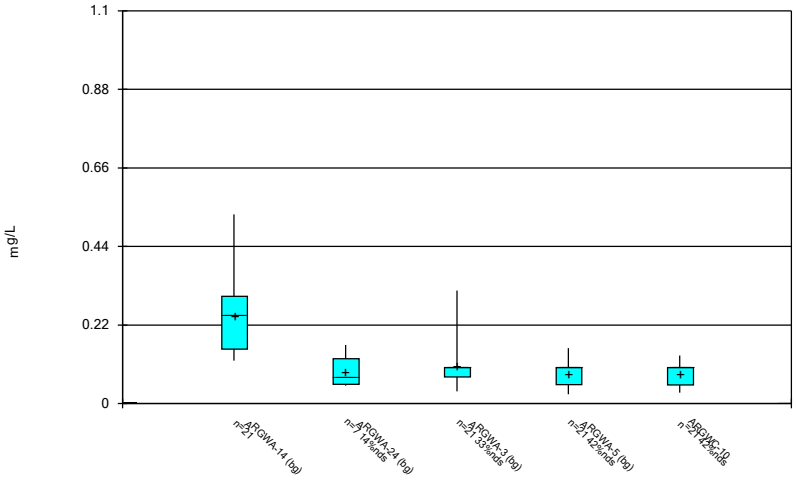

Constituent: Fluoride Analysis Run 10/13/2023 2:14 PM View: Desc.
Plant Arkwright Client: Southern Company Data: Arkwright No 3

Sanitas™ v.10.0.06 Software licensed to Groundwater Stats Consulting. UG

Box & Whiskers Plot

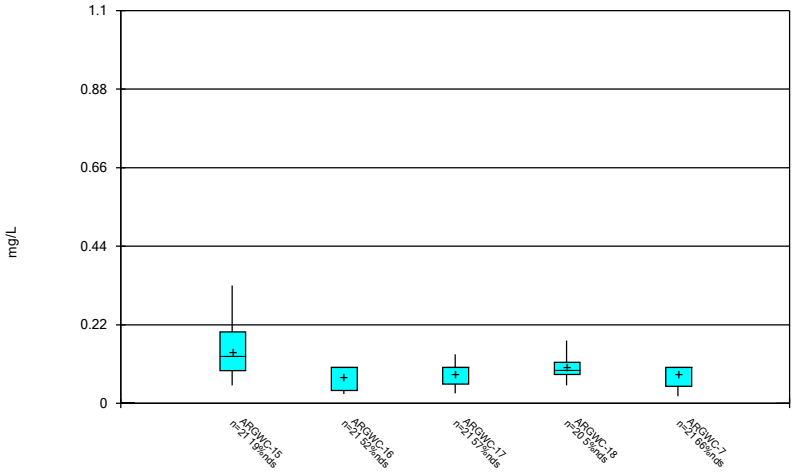

Constituent: Fluoride Analysis Run 10/13/2023 2:14 PM View: Desc.
Plant Arkwright Client: Southern Company Data: Arkwright No 3

Sanitas™ v.10.0.06 Software licensed to Groundwater Stats Consulting. UG

Box & Whiskers Plot

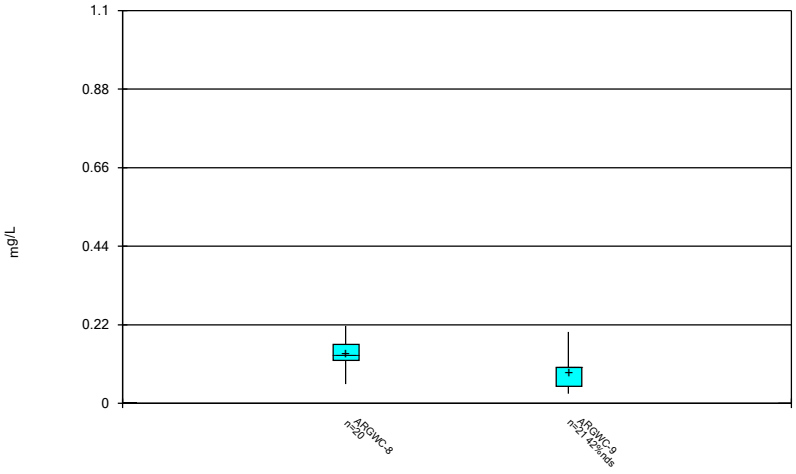

Constituent: Fluoride Analysis Run 10/13/2023 2:14 PM View: Desc.
Plant Arkwright Client: Southern Company Data: Arkwright No 3

Sanitas™ v.10.0.06 Software licensed to Groundwater Stats Consulting. UG

Box & Whiskers Plot

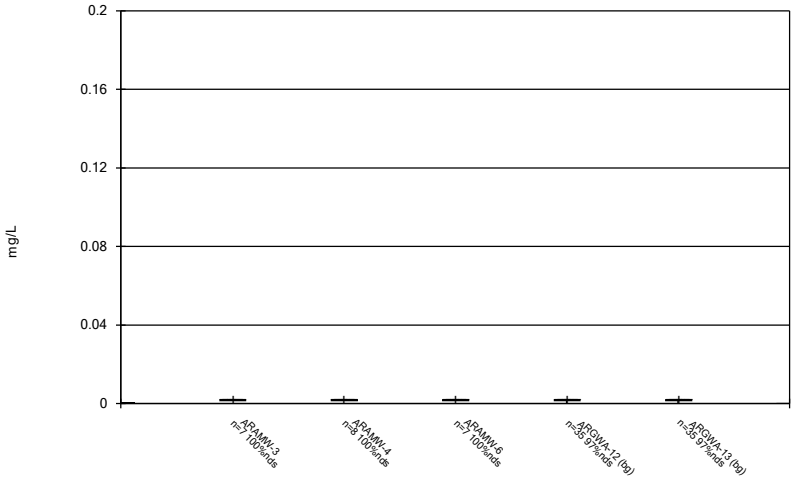

Constituent: Lead Analysis Run 10/13/2023 2:14 PM View: Desc.
Plant Arkwright Client: Southern Company Data: Arkwright No 3

Sanitas™ v.10.0.06 Software licensed to Groundwater Stats Consulting. UG

Box & Whiskers Plot

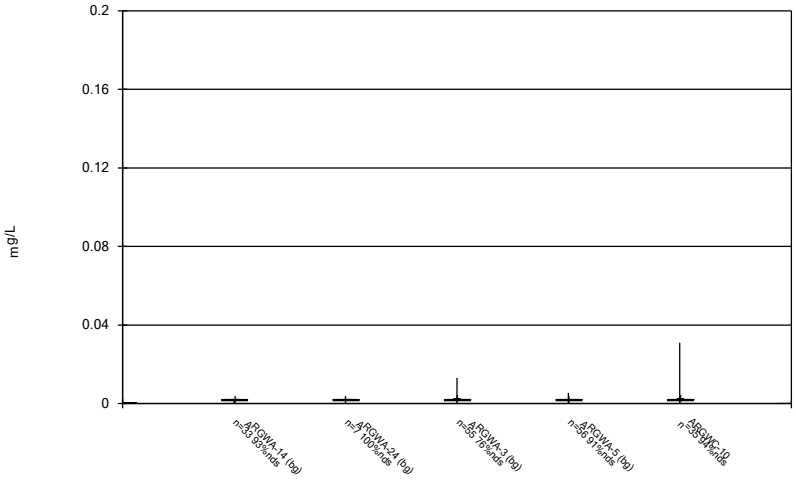

Constituent: Lead Analysis Run 10/13/2023 2:14 PM View: Desc.
Plant Arkwright Client: Southern Company Data: Arkwright No 3

Sanitas™ v.10.0.06 Software licensed to Groundwater Stats Consulting. UG

Box & Whiskers Plot

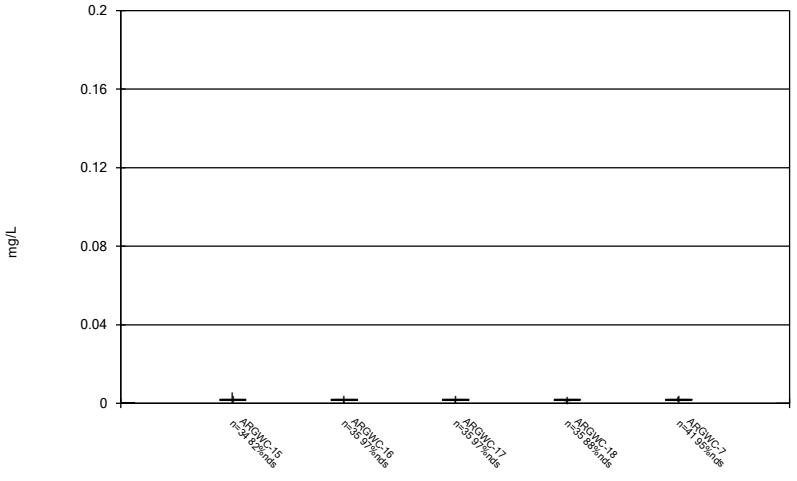

Constituent: Lead Analysis Run 10/13/2023 2:14 PM View: Desc.
Plant Arkwright Client: Southern Company Data: Arkwright No 3

Sanitas™ v.10.0.06 Software licensed to Groundwater Stats Consulting. UG

Box & Whiskers Plot

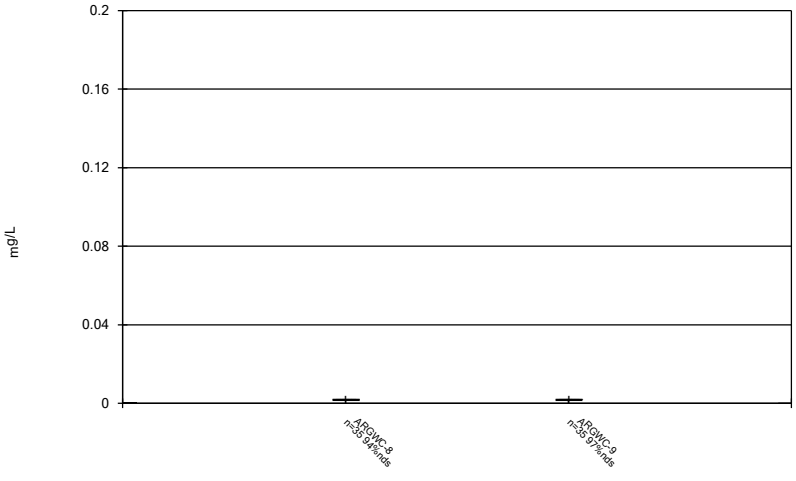

Constituent: Lead Analysis Run 10/13/2023 2:14 PM View: Desc.
Plant Arkwright Client: Southern Company Data: Arkwright No 3

Sanitas™ v.10.0.06 Software licensed to Groundwater Stats Consulting. UG

Box & Whiskers Plot

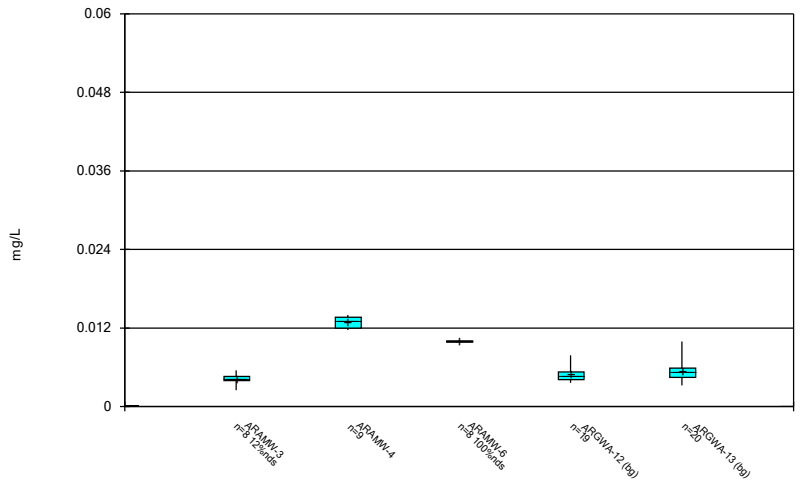

Constituent: Lithium Analysis Run 10/13/2023 2:14 PM View: Desc.
Plant Arkwright Client: Southern Company Data: Arkwright No 3

Sanitas™ v.10.0.06 Software licensed to Groundwater Stats Consulting. UG

Box & Whiskers Plot

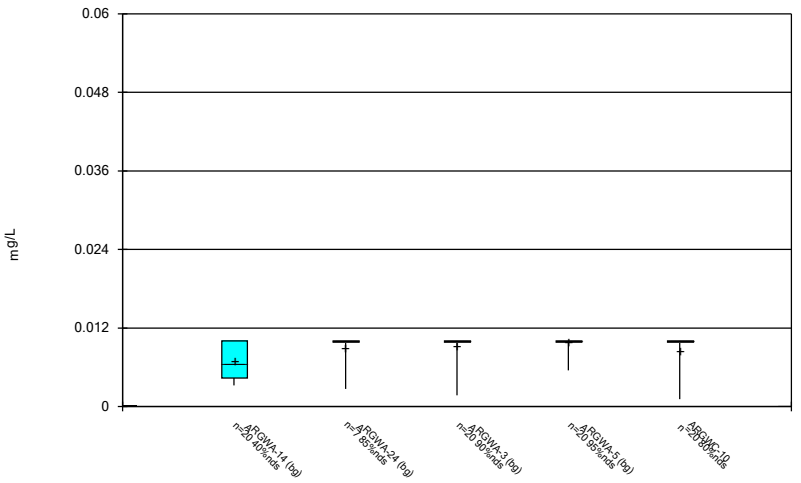

Constituent: Lithium Analysis Run 10/13/2023 2:14 PM View: Desc.
Plant Arkwright Client: Southern Company Data: Arkwright No 3

Sanitas™ v.10.0.06 Software licensed to Groundwater Stats Consulting. UG

Box & Whiskers Plot

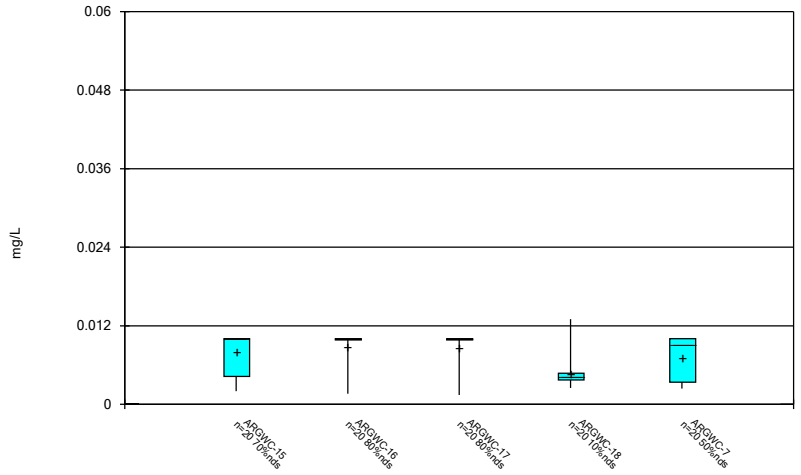

Constituent: Lithium Analysis Run 10/13/2023 2:14 PM View: Desc.
Plant Arkwright Client: Southern Company Data: Arkwright No 3

Sanitas™ v.10.0.06 Software licensed to Groundwater Stats Consulting. UG

Box & Whiskers Plot

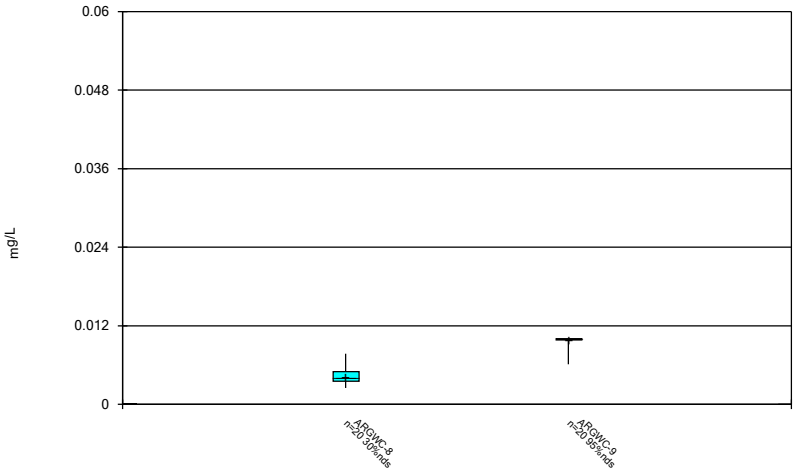

Constituent: Lithium Analysis Run 10/13/2023 2:14 PM View: Desc.
Plant Arkwright Client: Southern Company Data: Arkwright No 3

Sanitas™ v.10.0.06 Software licensed to Groundwater Stats Consulting. UG

Box & Whiskers Plot

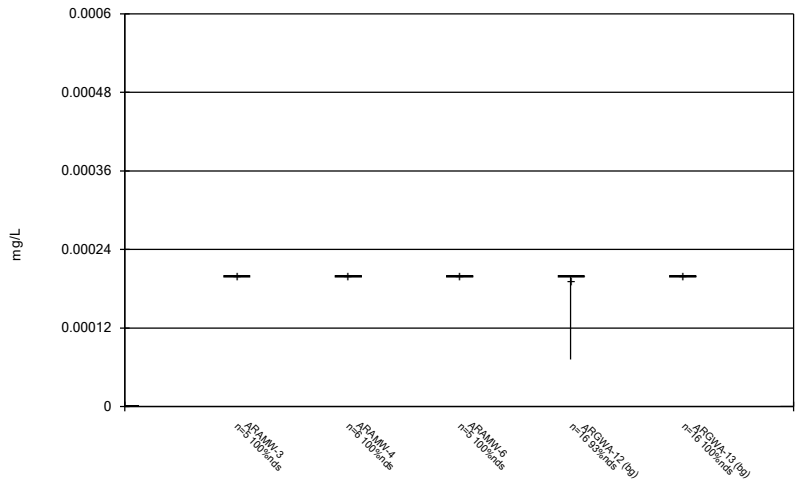

Constituent: Mercury Analysis Run 10/13/2023 2:14 PM View: Desc.
Plant Arkwright Client: Southern Company Data: Arkwright No 3

Sanitas™ v.10.0.06 Software licensed to Groundwater Stats Consulting. UG

Box & Whiskers Plot

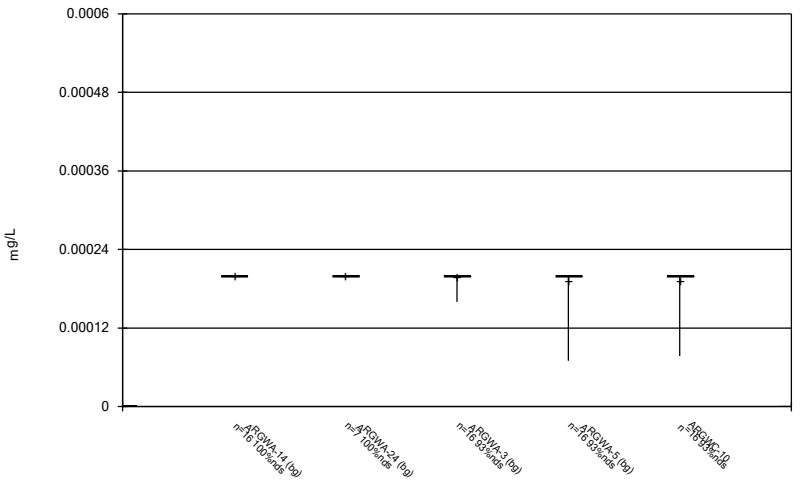

Constituent: Mercury Analysis Run 10/13/2023 2:14 PM View: Desc.
Plant Arkwright Client: Southern Company Data: Arkwright No 3

Sanitas™ v.10.0.06 Software licensed to Groundwater Stats Consulting. UG

Box & Whiskers Plot

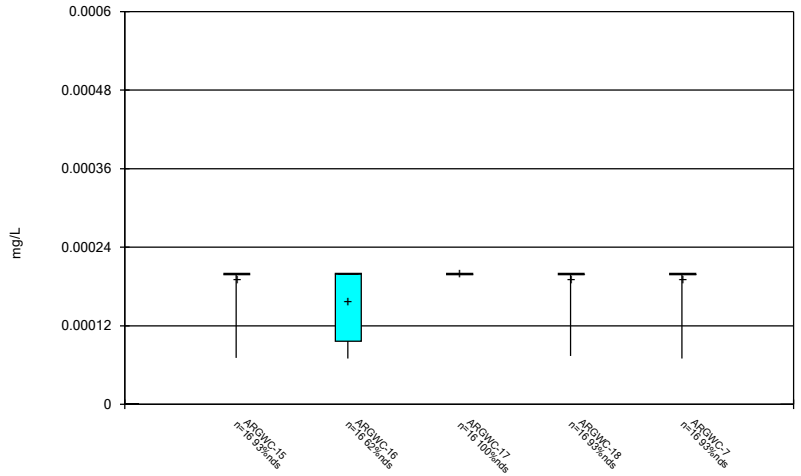

Constituent: Mercury Analysis Run 10/13/2023 2:14 PM View: Desc.
Plant Arkwright Client: Southern Company Data: Arkwright No 3

Sanitas™ v.10.0.06 Software licensed to Groundwater Stats Consulting. UG

Box & Whiskers Plot

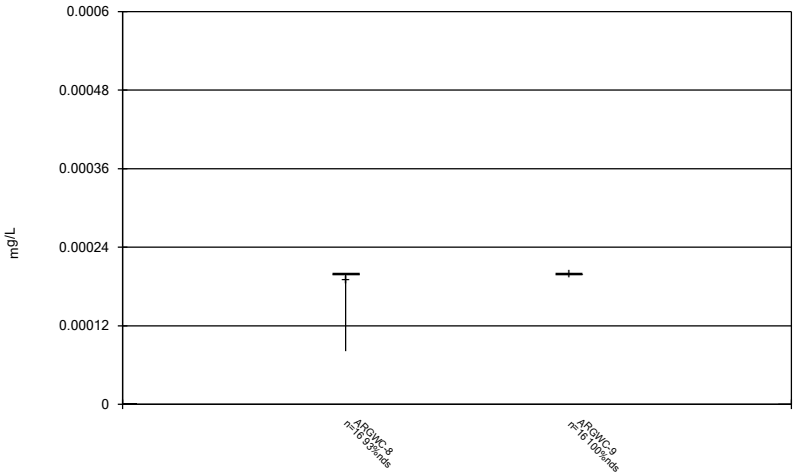

Constituent: Mercury Analysis Run 10/13/2023 2:14 PM View: Desc.
Plant Arkwright Client: Southern Company Data: Arkwright No 3

Sanitas™ v.10.0.06 Software licensed to Groundwater Stats Consulting. UG

Box & Whiskers Plot

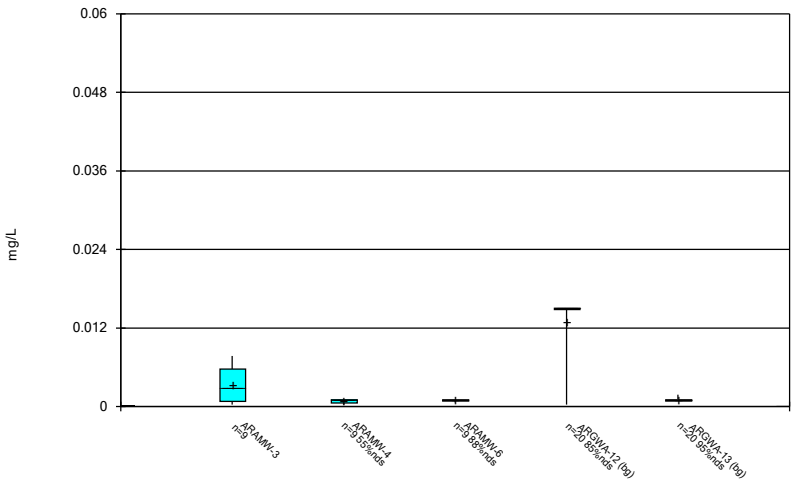

Constituent: Molybdenum Analysis Run 10/13/2023 2:14 PM View: Desc.
Plant Arkwright Client: Southern Company Data: Arkwright No 3

Sanitas™ v.10.0.06 Software licensed to Groundwater Stats Consulting. UG

Box & Whiskers Plot

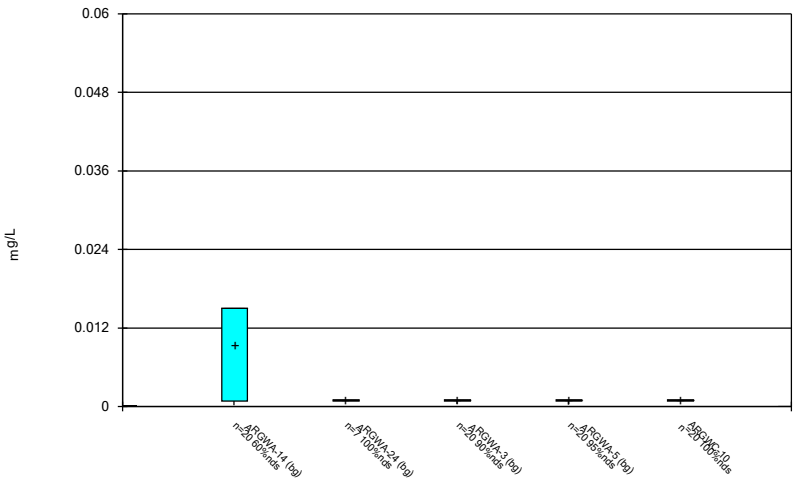

Constituent: Molybdenum Analysis Run 10/13/2023 2:14 PM View: Desc.
Plant Arkwright Client: Southern Company Data: Arkwright No 3

Sanitas™ v.10.0.06 Software licensed to Groundwater Stats Consulting. UG

Box & Whiskers Plot

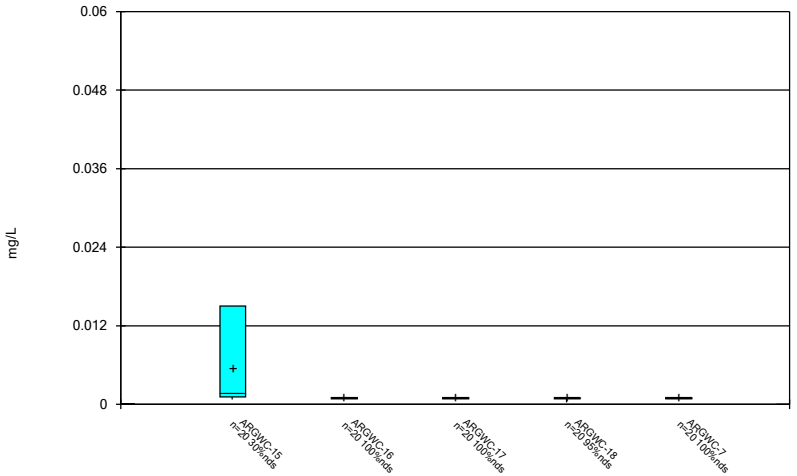

Constituent: Molybdenum Analysis Run 10/13/2023 2:14 PM View: Desc.
Plant Arkwright Client: Southern Company Data: Arkwright No 3

Sanitas™ v.10.0.06 Software licensed to Groundwater Stats Consulting. UG

Box & Whiskers Plot

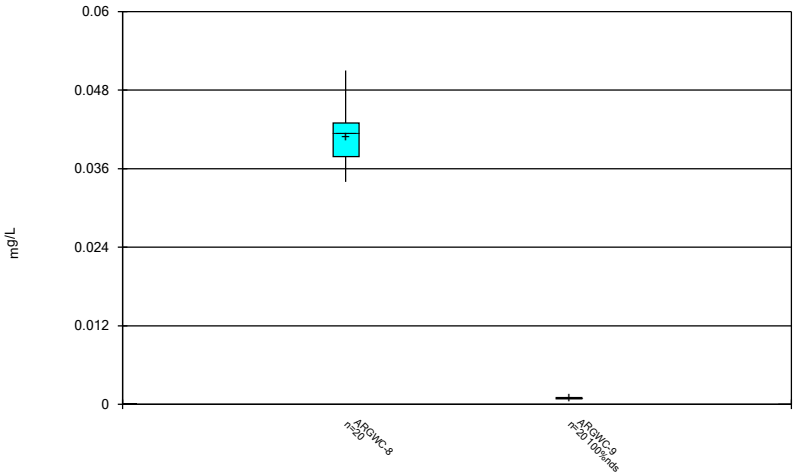

Constituent: Molybdenum Analysis Run 10/13/2023 2:14 PM View: Desc.
Plant Arkwright Client: Southern Company Data: Arkwright No 3

Sanitas™ v.10.0.06 Software licensed to Groundwater Stats Consulting. UG

Box & Whiskers Plot

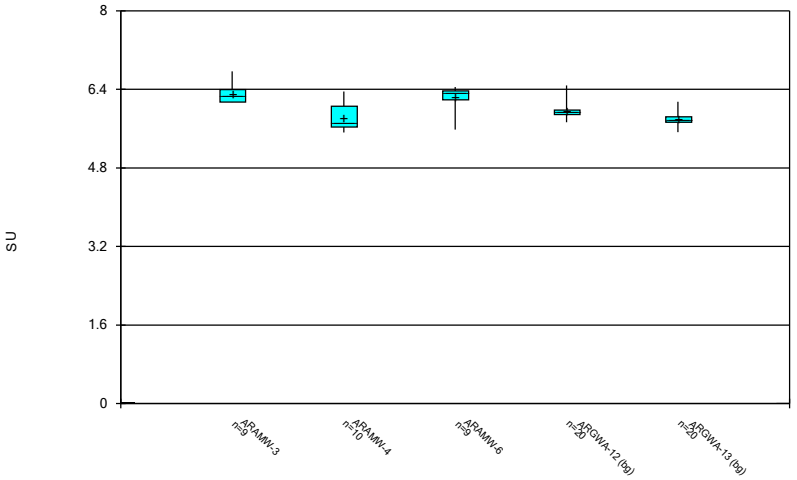

Constituent: pH Analysis Run 10/13/2023 2:14 PM View: Desc.
Plant Arkwright Client: Southern Company Data: Arkwright No 3

Sanitas™ v.10.0.06 Software licensed to Groundwater Stats Consulting. UG

Box & Whiskers Plot

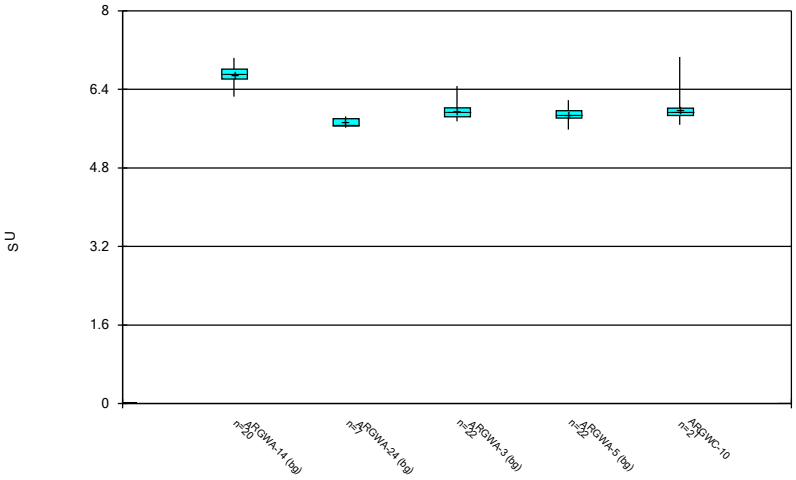

Constituent: pH Analysis Run 10/13/2023 2:14 PM View: Desc.
Plant Arkwright Client: Southern Company Data: Arkwright No 3

Sanitas™ v.10.0.06 Software licensed to Groundwater Stats Consulting. UG

Box & Whiskers Plot

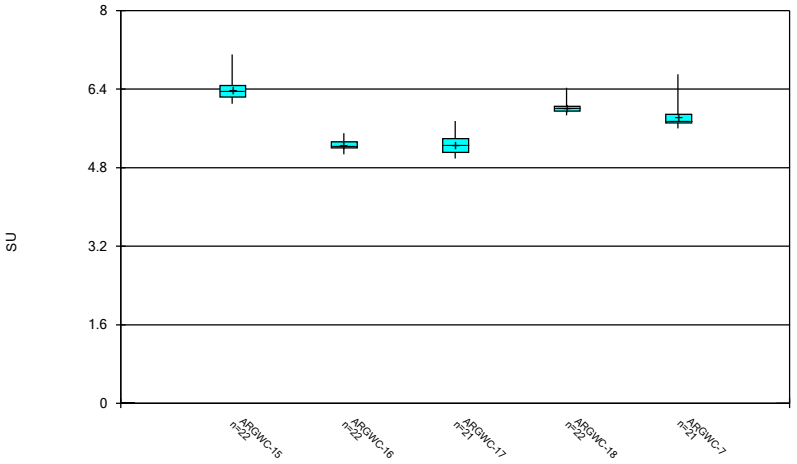

Constituent: pH Analysis Run 10/13/2023 2:14 PM View: Desc.
Plant Arkwright Client: Southern Company Data: Arkwright No 3

Sanitas™ v.10.0.06 Software licensed to Groundwater Stats Consulting. UG

Box & Whiskers Plot

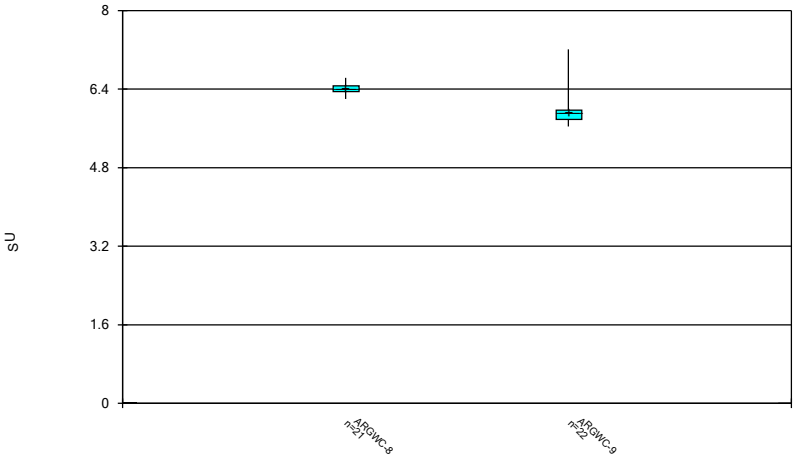

Constituent: pH Analysis Run 10/13/2023 2:14 PM View: Desc.
Plant Arkwright Client: Southern Company Data: Arkwright No 3

Sanitas™ v.10.0.06 Software licensed to Groundwater Stats Consulting. UG

Box & Whiskers Plot

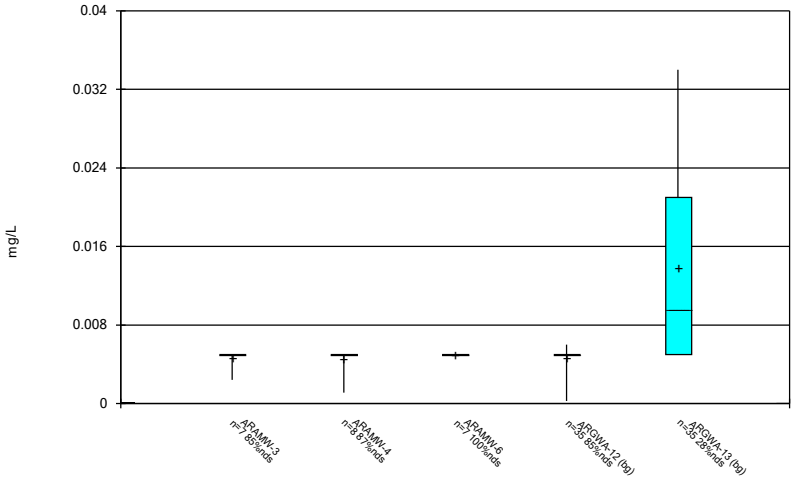

Constituent: Selenium Analysis Run 10/13/2023 2:14 PM View: Desc.
Plant Arkwright Client: Southern Company Data: Arkwright No 3

Sanitas™ v.10.0.06 Software licensed to Groundwater Stats Consulting. UG

Box & Whiskers Plot

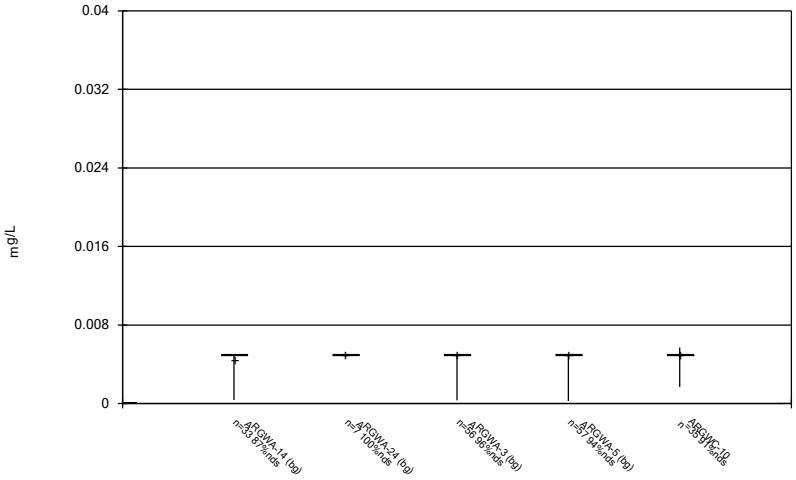

Constituent: Selenium Analysis Run 10/13/2023 2:14 PM View: Desc.
Plant Arkwright Client: Southern Company Data: Arkwright No 3

Sanitas™ v.10.0.06 Software licensed to Groundwater Stats Consulting. UG

Box & Whiskers Plot

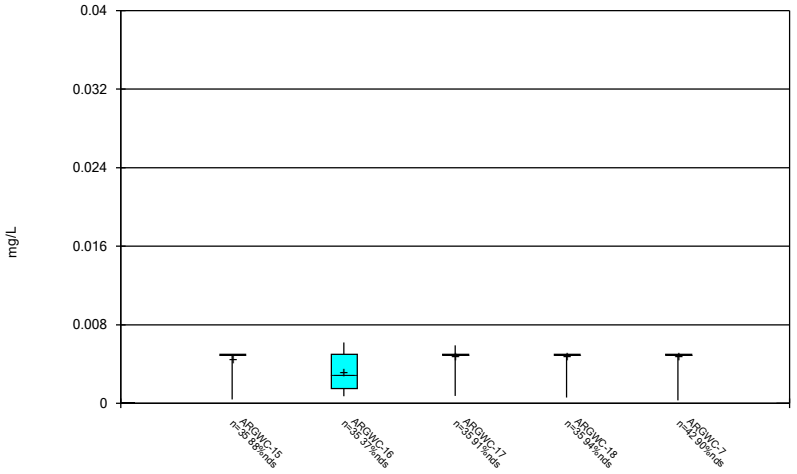

Constituent: Selenium Analysis Run 10/13/2023 2:14 PM View: Desc.
Plant Arkwright Client: Southern Company Data: Arkwright No 3

Sanitas™ v.10.0.06 Software licensed to Groundwater Stats Consulting. UG

Box & Whiskers Plot

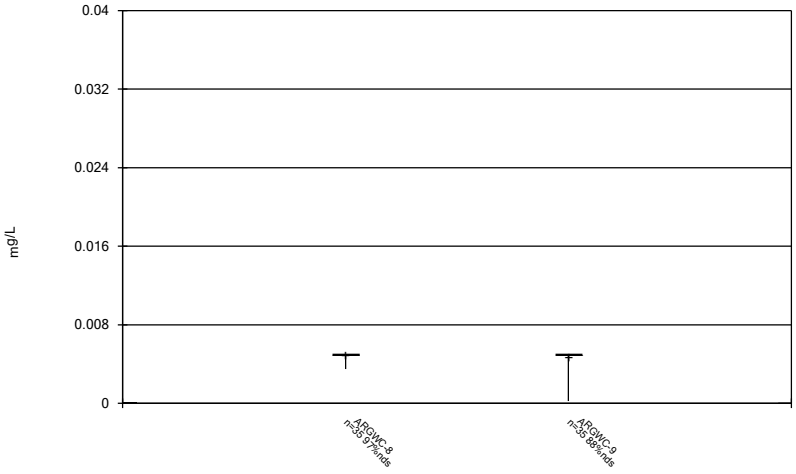

Constituent: Selenium Analysis Run 10/13/2023 2:14 PM View: Desc.
Plant Arkwright Client: Southern Company Data: Arkwright No 3

Sanitas™ v.10.0.06 Software licensed to Groundwater Stats Consulting. UG

Box & Whiskers Plot

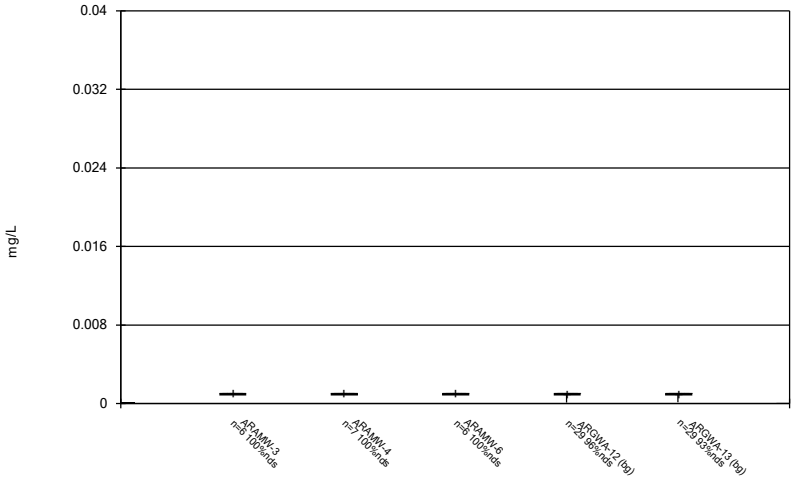

Constituent: Silver Analysis Run 10/13/2023 2:14 PM View: Desc.
Plant Arkwright Client: Southern Company Data: Arkwright No 3

Sanitas™ v.10.0.06 Software licensed to Groundwater Stats Consulting. UG

Box & Whiskers Plot

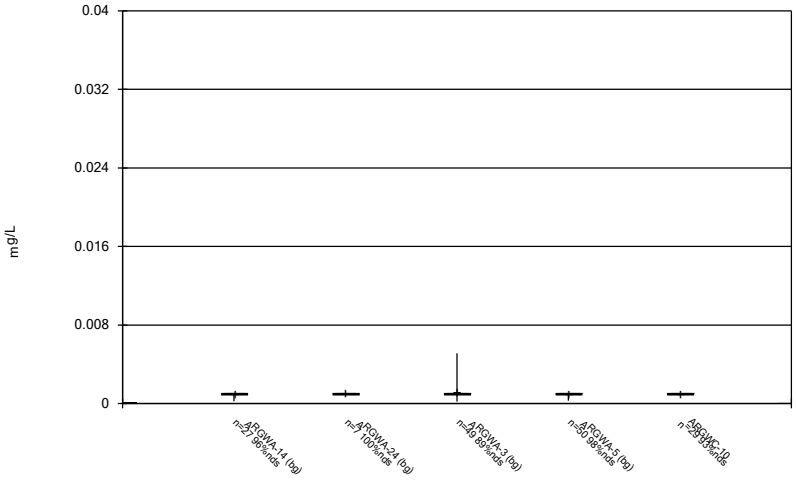

Constituent: Silver Analysis Run 10/13/2023 2:14 PM View: Desc.
Plant Arkwright Client: Southern Company Data: Arkwright No 3

Sanitas™ v.10.0.06 Software licensed to Groundwater Stats Consulting. UG

Box & Whiskers Plot

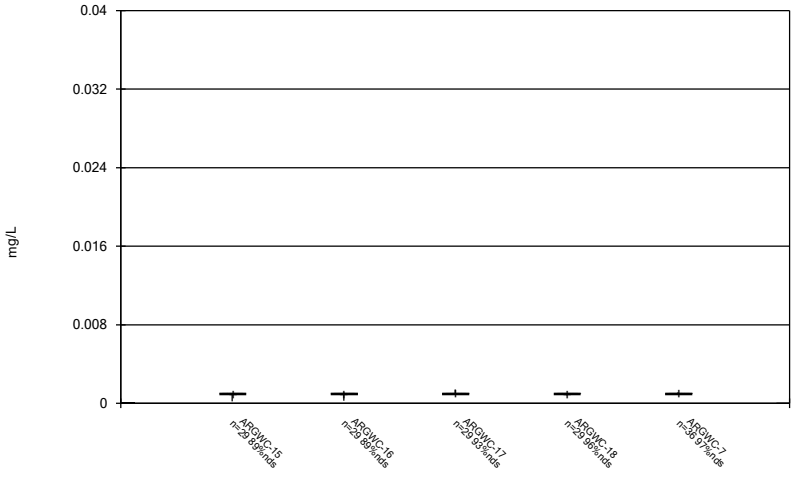

Constituent: Silver Analysis Run 10/13/2023 2:14 PM View: Desc.
Plant Arkwright Client: Southern Company Data: Arkwright No 3

Sanitas™ v.10.0.06 Software licensed to Groundwater Stats Consulting. UG

Box & Whiskers Plot

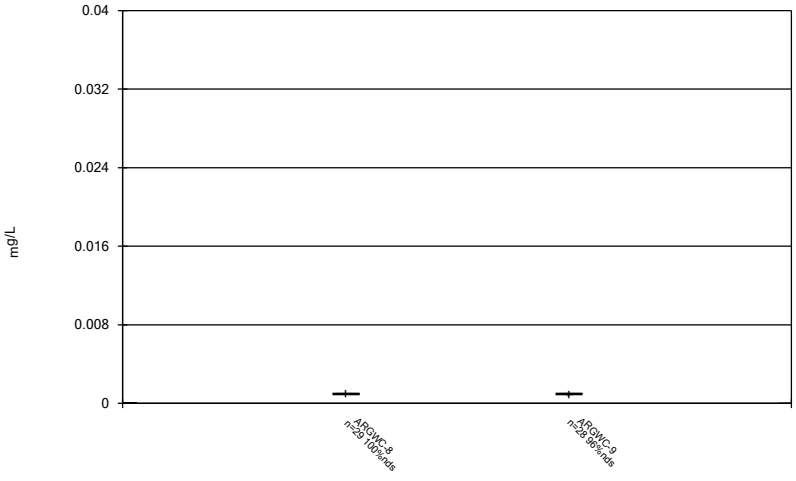

Constituent: Silver Analysis Run 10/13/2023 2:14 PM View: Desc.
Plant Arkwright Client: Southern Company Data: Arkwright No 3

Sanitas™ v.10.0.06 Software licensed to Groundwater Stats Consulting. UG

Box & Whiskers Plot

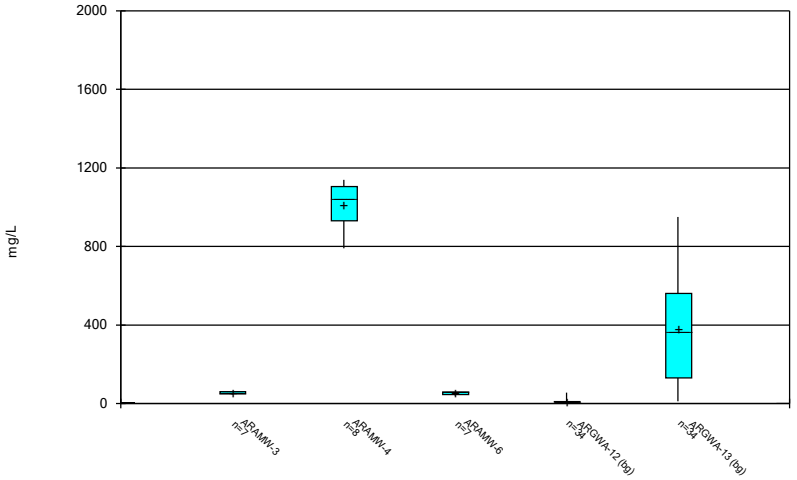

Constituent: Sulfate Analysis Run 10/13/2023 2:14 PM View: Desc.
Plant Arkwright Client: Southern Company Data: Arkwright No 3

Sanitas™ v.10.0.06 Software licensed to Groundwater Stats Consulting. UG

Box & Whiskers Plot

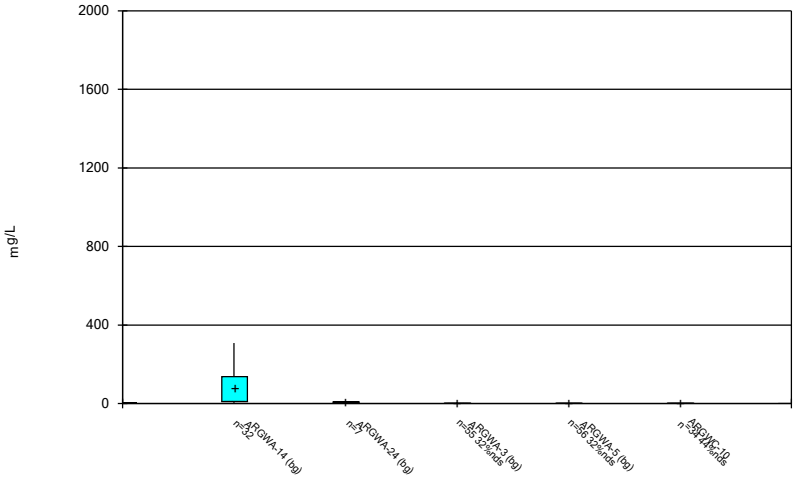

Constituent: Sulfate Analysis Run 10/13/2023 2:14 PM View: Desc.
Plant Arkwright Client: Southern Company Data: Arkwright No 3

Sanitas™ v.10.0.06 Software licensed to Groundwater Stats Consulting. UG

Box & Whiskers Plot

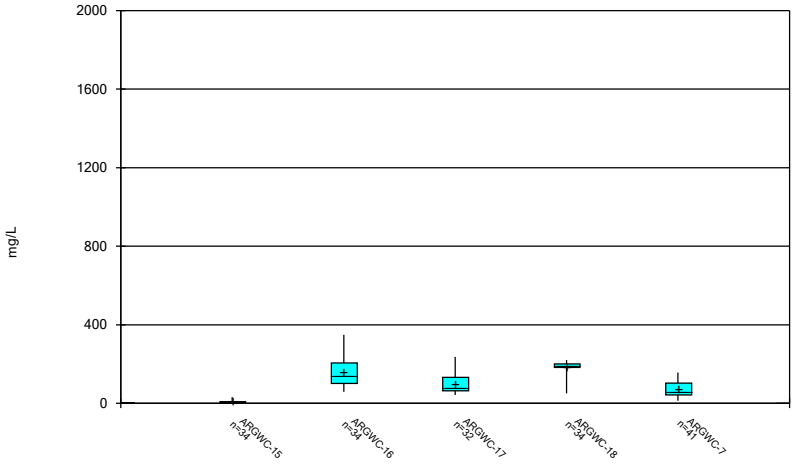

Constituent: Sulfate Analysis Run 10/13/2023 2:14 PM View: Desc.
Plant Arkwright Client: Southern Company Data: Arkwright No 3

Sanitas™ v.10.0.06 Software licensed to Groundwater Stats Consulting. UG

Box & Whiskers Plot

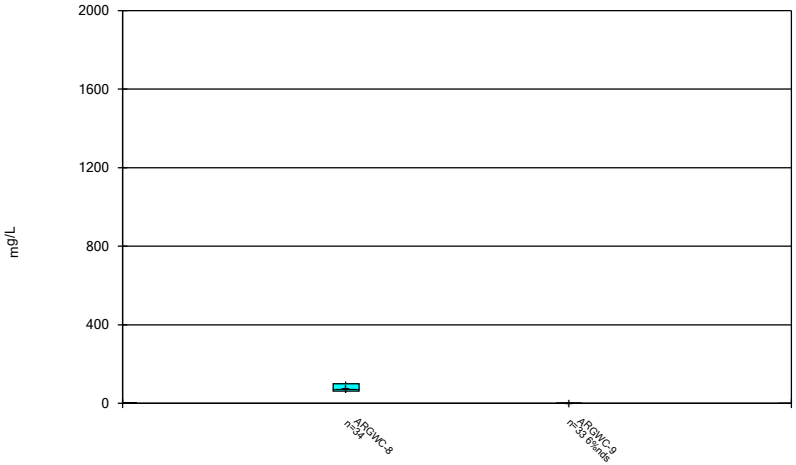

Constituent: Sulfate Analysis Run 10/13/2023 2:14 PM View: Desc.
Plant Arkwright Client: Southern Company Data: Arkwright No 3

Sanitas™ v.10.0.06 Software licensed to Groundwater Stats Consulting. UG

Box & Whiskers Plot

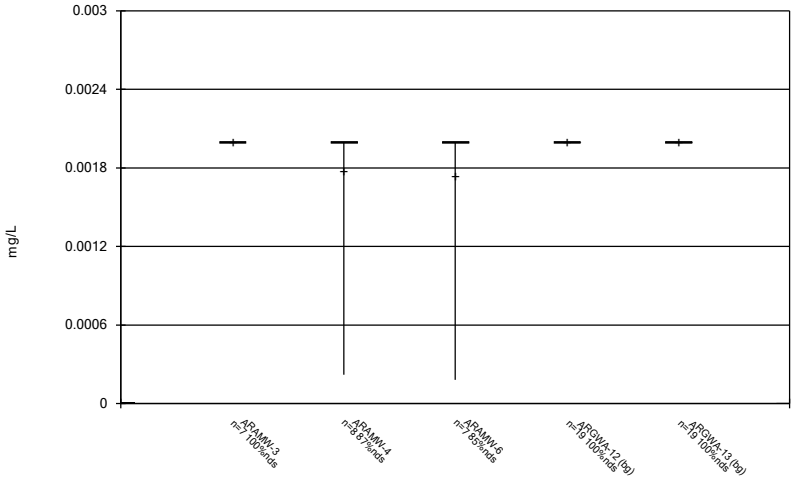

Constituent: Thallium Analysis Run 10/13/2023 2:14 PM View: Desc.
Plant Arkwright Client: Southern Company Data: Arkwright No 3

Sanitas™ v.10.0.06 Software licensed to Groundwater Stats Consulting. UG

Box & Whiskers Plot

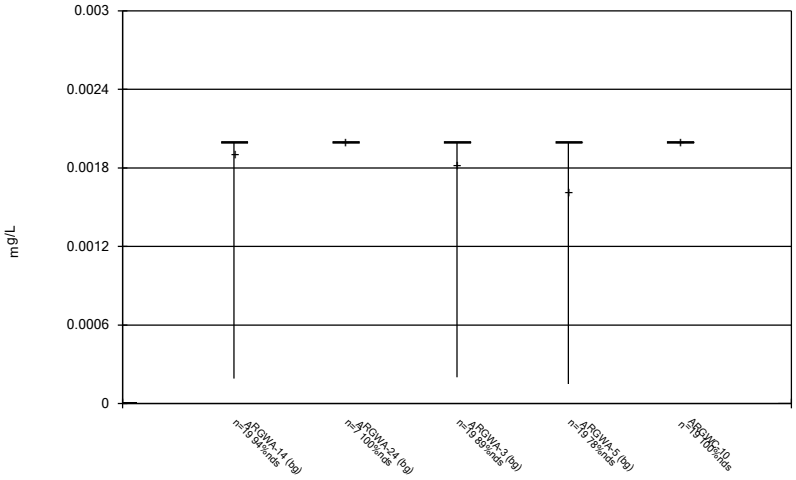

Constituent: Thallium Analysis Run 10/13/2023 2:14 PM View: Desc.
Plant Arkwright Client: Southern Company Data: Arkwright No 3

Sanitas™ v.10.0.06 Software licensed to Groundwater Stats Consulting. UG

Box & Whiskers Plot

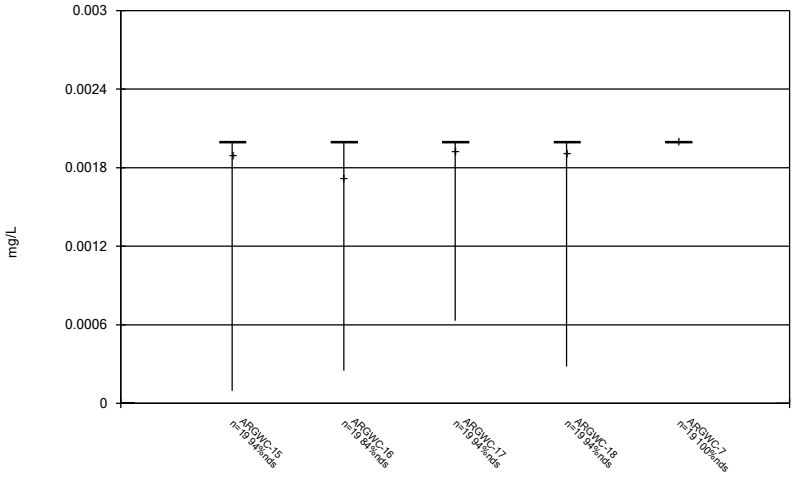

Constituent: Thallium Analysis Run 10/13/2023 2:15 PM View: Desc.
Plant Arkwright Client: Southern Company Data: Arkwright No 3

Sanitas™ v.10.0.06 Software licensed to Groundwater Stats Consulting. UG

Box & Whiskers Plot

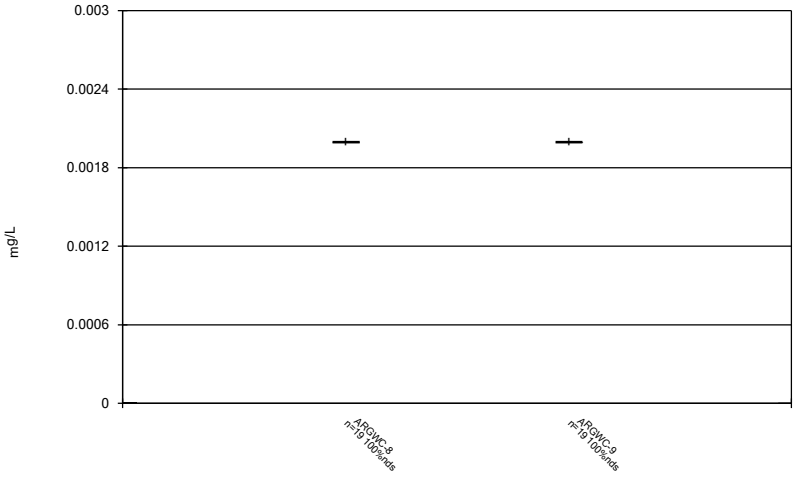

Constituent: Thallium Analysis Run 10/13/2023 2:15 PM View: Desc.
Plant Arkwright Client: Southern Company Data: Arkwright No 3

Sanitas™ v.10.0.06 Software licensed to Groundwater Stats Consulting. UG

Box & Whiskers Plot

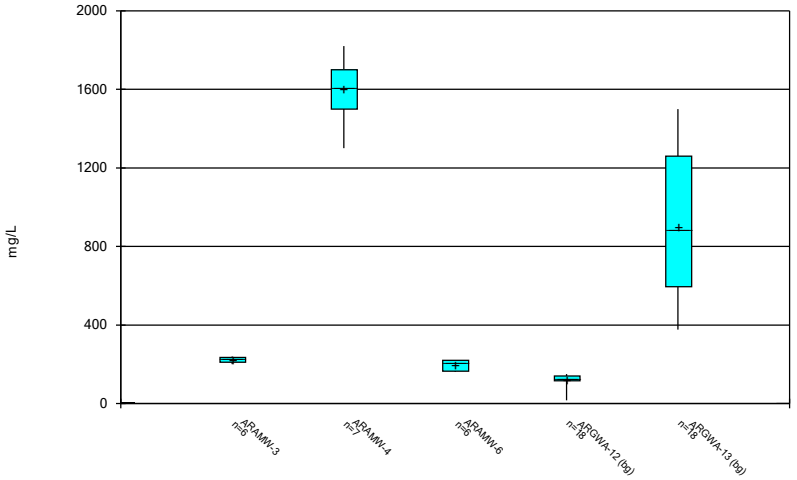

Constituent: Total Dissolved Solids Analysis Run 10/13/2023 2:15 PM View: Desc.
Plant Arkwright Client: Southern Company Data: Arkwright No 3

Sanitas™ v.10.0.06 Software licensed to Groundwater Stats Consulting. UG

Box & Whiskers Plot

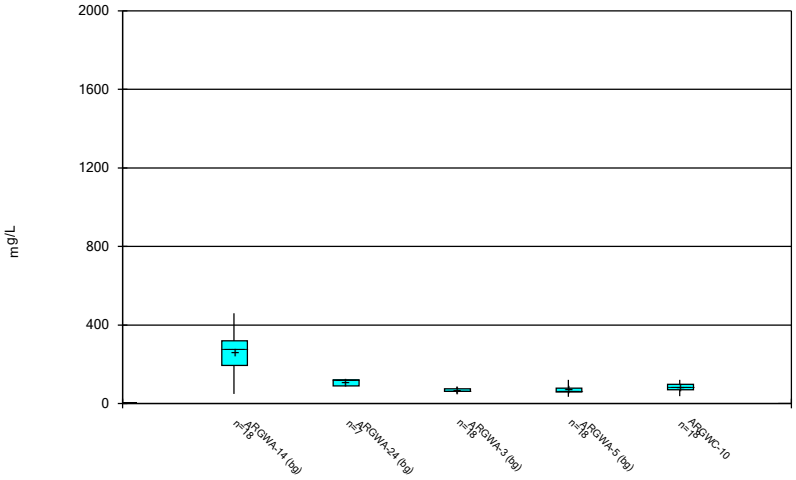

Constituent: Total Dissolved Solids Analysis Run 10/13/2023 2:15 PM View: Desc.
Plant Arkwright Client: Southern Company Data: Arkwright No 3

Sanitas™ v.10.0.06 Software licensed to Groundwater Stats Consulting. UG

Box & Whiskers Plot

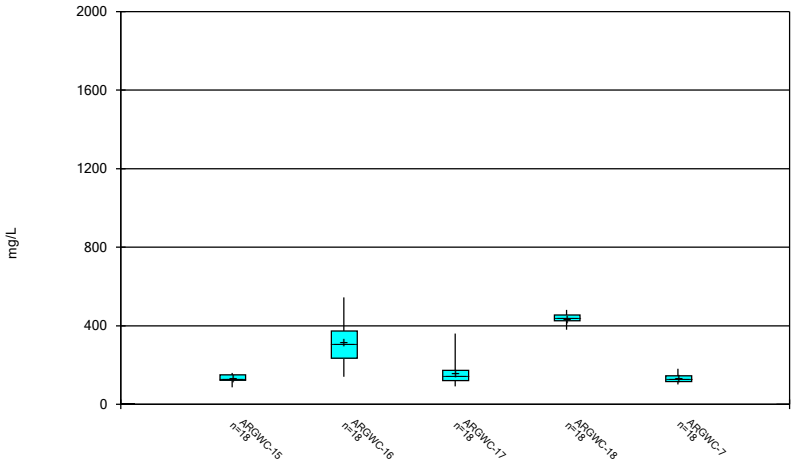

Constituent: Total Dissolved Solids Analysis Run 10/13/2023 2:15 PM View: Desc.
Plant Arkwright Client: Southern Company Data: Arkwright No 3

Sanitas™ v.10.0.06 Software licensed to Groundwater Stats Consulting. UG

Box & Whiskers Plot

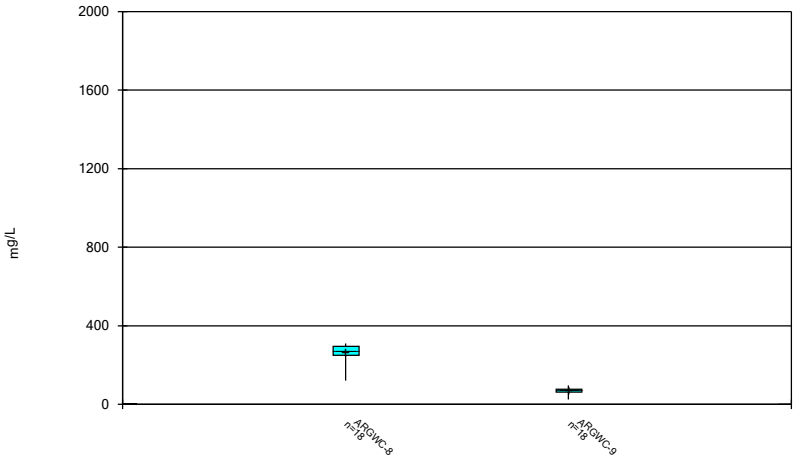

Constituent: Total Dissolved Solids Analysis Run 10/13/2023 2:15 PM View: Desc.
Plant Arkwright Client: Southern Company Data: Arkwright No 3

FIGURE C.

Outlier Summary

Plant Arkwright Client: Southern Company Data: Arkwright No 3 Printed 10/13/2023, 2:18 PM

	ARGWC-10 Arsenic (mg/L)	ARGWC-16 Arsenic (mg/L)	ARGWC-17 Arsenic (mg/L)	ARGWC-18 Arsenic (mg/L)	ARGWC-9 Arsenic (mg/L)	ARGWA-12 Barium (mg/L)	ARGWA-3 Barium (mg/L)	ARGWC-10 Barium (mg/L)	ARGWC-15 Barium (mg/L)	ARGWC-16 Barium (mg/L)
12/16/1997							2.12 (o)			
6/30/1998										
12/2/1998										
12/10/2003										
12/14/2004										
10/30/2006							<0.001 (o)			
11/17/2007										
5/2/2008										
5/12/2009		0.003 (o)		0.0025 (o)						0.16 (o)
5/13/2009	0.0042 (o)				0.0034 (o)			0.15 (o)		
5/25/2010						0.038 (o)				
11/9/2010										
5/19/2011										
11/9/2011										
11/12/2011										
5/30/2012										
11/9/2012			0.01 (o)							
11/11/2012										
5/9/2013										
5/13/2013									0.2 (o)	
11/5/2013										
11/6/2013										
5/21/2014										
5/29/2014										
11/19/2014										
8/30/2016										
8/31/2016										
10/24/2016										
10/25/2016										
10/26/2016										
10/8/2019										

Outlier Summary

Plant Arkwright Client: Southern Company Data: Arkwright No 3 Printed 10/13/2023, 2:18 PM

	ARGWC-17 Barium (mg/L)	ARGWC-18 Barium (mg/L)	ARGWC-9 Barium (mg/L)	ARGWA-3 Cadmium (mg/L)	ARGWA-12 Chloride (mg/L)	ARGWA-14 Chloride (mg/L)	ARGWC-15 Chloride (mg/L)	ARGWC-18 Chloride (mg/L)	ARGWC-7 Chloride (mg/L)	ARGWC-8 Chloride (mg/L)
12/16/1997				0.103 (o)						
6/30/1998				0.007 (o)						
12/2/1998				0.007 (o)						
12/10/2003										
12/14/2004										
10/30/2006										
11/17/2007									13.5 (o)	
5/2/2008									12.9 (o)	
5/12/2009										
5/13/2009			0.14 (o)							
5/25/2010										
11/9/2010										<0.071 (o)
5/19/2011						28.2 (o)				
11/9/2011						32.8 (o)				
11/12/2011		0.092 (o)						12.3 (o)		
5/30/2012						30.8 (o)				
11/9/2012	0.4 (o)									
11/11/2012						24.6 (o)				
5/9/2013						27.2 (o)				
5/13/2013										
11/5/2013		0.087 (o)								
11/6/2013										
5/21/2014										7.34 (o)
5/29/2014						20 (o)				
11/19/2014						19 (o)				
8/30/2016										
8/31/2016										
10/24/2016										
10/25/2016										
10/26/2016										
10/8/2019					64 (o)		9.4 (o)			

Outlier Summary

Plant Arkwright Client: Southern Company Data: Arkwright No 3 Printed 10/13/2023, 2:18 PM

	ARGWC-18 Fluoride (mg/L)	ARGWC-8 Fluoride (mg/L)	ARGWA-3 Lead (mg/L)	ARGWA-5 Lead (mg/L)	ARGWC-15 Lead (mg/L)	ARGWC-7 Lead (mg/L)	ARGWA-12 Lithium (mg/L)	ARGWA-12 pH (SU)	ARGWA-13 pH (SU)	ARGWA-14 pH (SU)
12/16/1997			0.162 (o)							
6/30/1998										
12/2/1998										
12/10/2003										
12/14/2004				0.013 (o)						
10/30/2006										
11/17/2007										
5/2/2008						0.008 (o)				
5/12/2009										
5/13/2009										
5/25/2010										
11/9/2010										
5/19/2011										
11/9/2011										
11/12/2011										
5/30/2012										
11/9/2012										
11/11/2012										
5/9/2013										
5/13/2013					0.025 (o)					
11/5/2013										
11/6/2013										
5/21/2014										
5/29/2014										
11/19/2014										
8/30/2016								6.82 (o)		
8/31/2016									6.67 (o)	7.55 (o)
10/24/2016							<0.05 (o)			
10/25/2016										
10/26/2016	0.32 (o)	0.43 (o)								
10/8/2019										

Outlier Summary

Plant Arkwright Client: Southern Company Data: Arkwright No 3 Printed 10/13/2023, 2:18 PM

	ARGWA-3 Silver (mg/L)	ARGWA-5 Silver (mg/L)	ARGWC-9 Silver (mg/L)	ARGWC-17 Sulfate (mg/L)	ARGWC-9 Sulfate (mg/L)
12/16/1997	0.035 (o)				
6/30/1998					
12/2/1998					
12/10/2003		0.002 (o)			
12/14/2004					
10/30/2006					
11/17/2007					
5/2/2008					
5/12/2009					
5/13/2009			0.0024 (o)		
5/25/2010					
11/9/2010					
5/19/2011					
11/9/2011					
11/12/2011					
5/30/2012					
11/9/2012				842 (o)	
11/11/2012					
5/9/2013					
5/13/2013					
11/5/2013					
11/6/2013				471 (o)	
5/21/2014					
5/29/2014					
11/19/2014					
8/30/2016					
8/31/2016					
10/24/2016					
10/25/2016					4.7 (o)
10/26/2016					
10/8/2019					

FIGURE D.

Interwell Prediction Limit Appendix I - All Results (No Significant)

Plant Arkwright Client: Southern Company Data: Arkwright No 3 Printed 10/19/2023, 9:06 AM

Constituent	Well	Upper Lim.	Lower Lim.	Date	Observ.	Sig.	Bg N	Bg Mean	Std. Dev.	%NDs	ND Adj.	Transform	Alpha	Method
Arsenic (mg/L)	ARGWC-10	0.00593	n/a	8/9/2023	0.005ND	No	216	n/a	n/a	80.56	n/a	n/a	0.00004917	NP Inter (NDs) 1 of 2
Arsenic (mg/L)	ARGWC-15	0.00593	n/a	8/10/2023	0.0024J	No	216	n/a	n/a	80.56	n/a	n/a	0.00004917	NP Inter (NDs) 1 of 2
Arsenic (mg/L)	ARGWC-16	0.00593	n/a	8/10/2023	0.00431J	No	216	n/a	n/a	80.56	n/a	n/a	0.00004917	NP Inter (NDs) 1 of 2
Arsenic (mg/L)	ARGWC-17	0.00593	n/a	8/9/2023	0.005ND	No	216	n/a	n/a	80.56	n/a	n/a	0.00004917	NP Inter (NDs) 1 of 2
Arsenic (mg/L)	ARGWC-18	0.00593	n/a	8/10/2023	0.005ND	No	216	n/a	n/a	80.56	n/a	n/a	0.00004917	NP Inter (NDs) 1 of 2
Arsenic (mg/L)	ARGWC-7	0.00593	n/a	8/10/2023	0.0048J	No	216	n/a	n/a	80.56	n/a	n/a	0.00004917	NP Inter (NDs) 1 of 2
Arsenic (mg/L)	ARGWC-8	0.00593	n/a	8/10/2023	0.00337J	No	216	n/a	n/a	80.56	n/a	n/a	0.00004917	NP Inter (NDs) 1 of 2
Arsenic (mg/L)	ARGWC-9	0.00593	n/a	8/10/2023	0.00457J	No	216	n/a	n/a	80.56	n/a	n/a	0.00004917	NP Inter (NDs) 1 of 2
Barium (mg/L)	ARGWC-10	0.24	n/a	8/9/2023	0.0363	No	220	n/a	n/a	0	n/a	n/a	0.00004917	NP Inter (normality) 1 of 2
Barium (mg/L)	ARGWC-15	0.24	n/a	8/10/2023	0.037	No	220	n/a	n/a	0	n/a	n/a	0.00004917	NP Inter (normality) 1 of 2
Barium (mg/L)	ARGWC-16	0.24	n/a	8/10/2023	0.0381	No	220	n/a	n/a	0	n/a	n/a	0.00004917	NP Inter (normality) 1 of 2
Barium (mg/L)	ARGWC-17	0.24	n/a	8/9/2023	0.0861	No	220	n/a	n/a	0	n/a	n/a	0.00004917	NP Inter (normality) 1 of 2
Barium (mg/L)	ARGWC-18	0.24	n/a	8/10/2023	0.0415	No	220	n/a	n/a	0	n/a	n/a	0.00004917	NP Inter (normality) 1 of 2
Barium (mg/L)	ARGWC-7	0.24	n/a	8/10/2023	0.054	No	220	n/a	n/a	0	n/a	n/a	0.00004917	NP Inter (normality) 1 of 2
Barium (mg/L)	ARGWC-8	0.24	n/a	8/10/2023	0.0603	No	220	n/a	n/a	0	n/a	n/a	0.00004917	NP Inter (normality) 1 of 2
Barium (mg/L)	ARGWC-9	0.24	n/a	8/10/2023	0.0401	No	220	n/a	n/a	0	n/a	n/a	0.00004917	NP Inter (normality) 1 of 2
Cadmium (mg/L)	ARGWC-15	0.0043	n/a	8/10/2023	0.001ND	No	174	n/a	n/a	93.68	n/a	n/a	0.00006534	NP Inter (NDs) 1 of 2
Cadmium (mg/L)	ARGWC-16	0.0043	n/a	8/10/2023	0.001ND	No	174	n/a	n/a	93.68	n/a	n/a	0.00006534	NP Inter (NDs) 1 of 2
Cadmium (mg/L)	ARGWC-17	0.0043	n/a	8/9/2023	0.000445J	No	174	n/a	n/a	93.68	n/a	n/a	0.00006534	NP Inter (NDs) 1 of 2
Lead (mg/L)	ARGWC-10	0.013	n/a	8/9/2023	0.002ND	No	214	n/a	n/a	89.72	n/a	n/a	0.00004917	NP Inter (NDs) 1 of 2
Lead (mg/L)	ARGWC-15	0.013	n/a	8/10/2023	0.000841J	No	214	n/a	n/a	89.72	n/a	n/a	0.00004917	NP Inter (NDs) 1 of 2
Lead (mg/L)	ARGWC-16	0.013	n/a	8/10/2023	0.002ND	No	214	n/a	n/a	89.72	n/a	n/a	0.00004917	NP Inter (NDs) 1 of 2
Lead (mg/L)	ARGWC-17	0.013	n/a	8/9/2023	0.002ND	No	214	n/a	n/a	89.72	n/a	n/a	0.00004917	NP Inter (NDs) 1 of 2
Lead (mg/L)	ARGWC-18	0.013	n/a	8/10/2023	0.002ND	No	214	n/a	n/a	89.72	n/a	n/a	0.00004917	NP Inter (NDs) 1 of 2
Lead (mg/L)	ARGWC-7	0.013	n/a	8/10/2023	0.002ND	No	214	n/a	n/a	89.72	n/a	n/a	0.00004917	NP Inter (NDs) 1 of 2
Lead (mg/L)	ARGWC-8	0.013	n/a	8/10/2023	0.002ND	No	214	n/a	n/a	89.72	n/a	n/a	0.00004917	NP Inter (NDs) 1 of 2
Lead (mg/L)	ARGWC-9	0.013	n/a	8/10/2023	0.002ND	No	214	n/a	n/a	89.72	n/a	n/a	0.00004917	NP Inter (NDs) 1 of 2
Selenium (mg/L)	ARGWC-10	0.034	n/a	8/9/2023	0.005ND	No	216	n/a	n/a	81.94	n/a	n/a	0.00004917	NP Inter (NDs) 1 of 2
Selenium (mg/L)	ARGWC-15	0.034	n/a	8/10/2023	0.005ND	No	216	n/a	n/a	81.94	n/a	n/a	0.00004917	NP Inter (NDs) 1 of 2
Selenium (mg/L)	ARGWC-16	0.034	n/a	8/10/2023	0.00421J	No	216	n/a	n/a	81.94	n/a	n/a	0.00004917	NP Inter (NDs) 1 of 2
Selenium (mg/L)	ARGWC-17	0.034	n/a	8/9/2023	0.00231J	No	216	n/a	n/a	81.94	n/a	n/a	0.00004917	NP Inter (NDs) 1 of 2
Selenium (mg/L)	ARGWC-18	0.034	n/a	8/10/2023	0.005ND	No	216	n/a	n/a	81.94	n/a	n/a	0.00004917	NP Inter (NDs) 1 of 2
Selenium (mg/L)	ARGWC-7	0.034	n/a	8/10/2023	0.005ND	No	216	n/a	n/a	81.94	n/a	n/a	0.00004917	NP Inter (NDs) 1 of 2
Selenium (mg/L)	ARGWC-8	0.034	n/a	8/10/2023	0.005ND	No	216	n/a	n/a	81.94	n/a	n/a	0.00004917	NP Inter (NDs) 1 of 2
Selenium (mg/L)	ARGWC-9	0.034	n/a	8/10/2023	0.005ND	No	216	n/a	n/a	81.94	n/a	n/a	0.00004917	NP Inter (NDs) 1 of 2
Silver (mg/L)	ARGWC-10	0.0051	n/a	8/9/2023	0.001ND	No	184	n/a	n/a	94.57	n/a	n/a	0.00005829	NP Inter (NDs) 1 of 2
Silver (mg/L)	ARGWC-15	0.0051	n/a	8/10/2023	0.001ND	No	184	n/a	n/a	94.57	n/a	n/a	0.00005829	NP Inter (NDs) 1 of 2
Silver (mg/L)	ARGWC-16	0.0051	n/a	8/10/2023	0.001ND	No	184	n/a	n/a	94.57	n/a	n/a	0.00005829	NP Inter (NDs) 1 of 2
Silver (mg/L)	ARGWC-17	0.0051	n/a	8/9/2023	0.001ND	No	184	n/a	n/a	94.57	n/a	n/a	0.00005829	NP Inter (NDs) 1 of 2
Silver (mg/L)	ARGWC-18	0.0051	n/a	8/10/2023	0.001ND	No	184	n/a	n/a	94.57	n/a	n/a	0.00005829	NP Inter (NDs) 1 of 2
Silver (mg/L)	ARGWC-7	0.0051	n/a	8/10/2023	0.001ND	No	184	n/a	n/a	94.57	n/a	n/a	0.00005829	NP Inter (NDs) 1 of 2
Silver (mg/L)	ARGWC-9	0.0051	n/a	8/10/2023	0.001ND	No	184	n/a	n/a	94.57	n/a	n/a	0.00005829	NP Inter (NDs) 1 of 2

Sanitas™ v.10.0.06 Software licensed to Groundwater Stats Consulting. UG
Hollow symbols indicate censored values.
Within Limit

Prediction Limit

Interwell Non-parametric

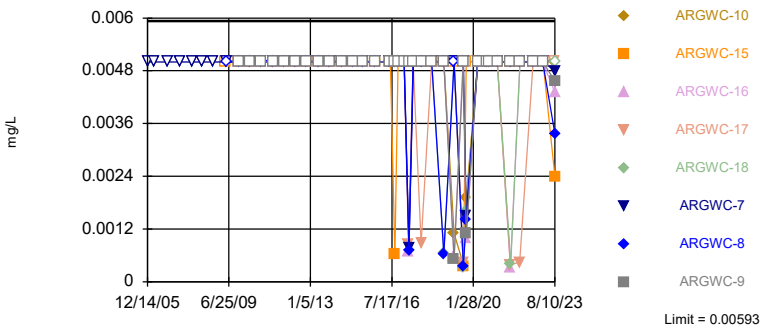

Non-parametric test used in lieu of parametric prediction limit because censored data exceeded 50%. Limit is highest of 216 background values. 80.56% NDs. Annual per-constituent alpha = 0.0007864. Individual comparison alpha = 0.00004917 (1 of 2). Comparing 8 points to limit.

Constituent: Arsenic Analysis Run 10/19/2023 9:04 AM View: Pl's App I
Plant Arkwright Client: Southern Company Data: Arkwright No 3

Sanitas™ v.10.0.06 Software licensed to Groundwater Stats Consulting. UG
Within Limit

Prediction Limit

Interwell Non-parametric

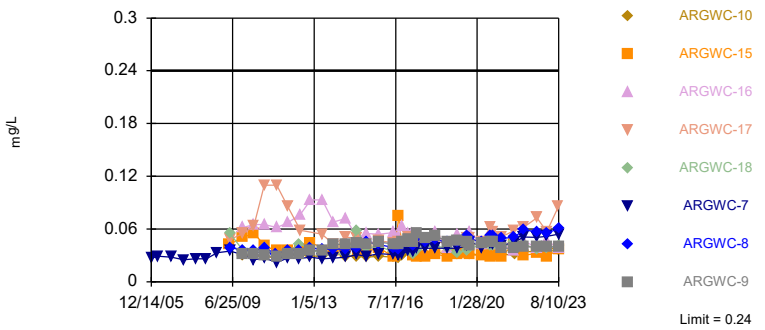

Non-parametric test used in lieu of parametric prediction limit because the Chi Squared normality test showed the data to be non-normal at the 0.01 alpha level. Limit is highest of 220 background values. Annual per-constituent alpha = 0.0007864. Individual comparison alpha = 0.00004917 (1 of 2). Comparing 8 points to limit.

Constituent: Barium Analysis Run 10/19/2023 9:04 AM View: Pl's App I
Plant Arkwright Client: Southern Company Data: Arkwright No 3

Sanitas™ v.10.0.06 Software licensed to Groundwater Stats Consulting. UG
Hollow symbols indicate censored values.
Within Limit

Prediction Limit

Interwell Non-parametric

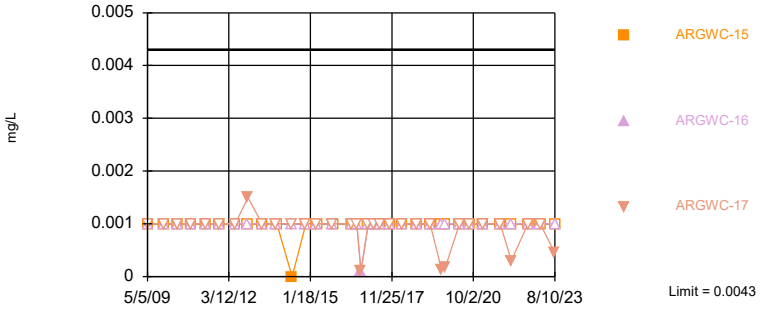

Non-parametric test used in lieu of parametric prediction limit because censored data exceeded 50%. Limit is highest of 174 background values. 93.68% NDs. Annual per-constituent alpha = 0.001045. Individual comparison alpha = 0.00006534 (1 of 2). Comparing 3 points to limit. Assumes 5 future values.

Constituent: Cadmium Analysis Run 10/19/2023 9:04 AM View: Pl's App I
Plant Arkwright Client: Southern Company Data: Arkwright No 3

Sanitas™ v.10.0.06 Software licensed to Groundwater Stats Consulting. UG
Hollow symbols indicate censored values.
Within Limit

Prediction Limit

Interwell Non-parametric

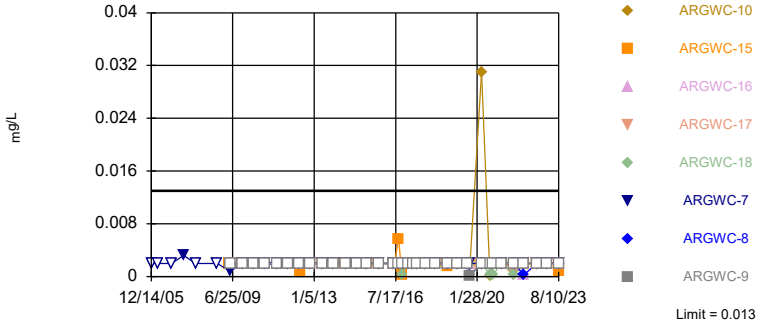

Non-parametric test used in lieu of parametric prediction limit because censored data exceeded 50%. Limit is highest of 214 background values. 89.72% NDs. Annual per-constituent alpha = 0.0007864. Individual comparison alpha = 0.00004917 (1 of 2). Comparing 8 points to limit.

Constituent: Lead Analysis Run 10/19/2023 9:04 AM View: Pl's App I
Plant Arkwright Client: Southern Company Data: Arkwright No 3

Sanitas™ v.10.0.06 Software licensed to Groundwater Stats Consulting. UG
Hollow symbols indicate censored values.

Within Limit

Prediction Limit

Interwell Non-parametric

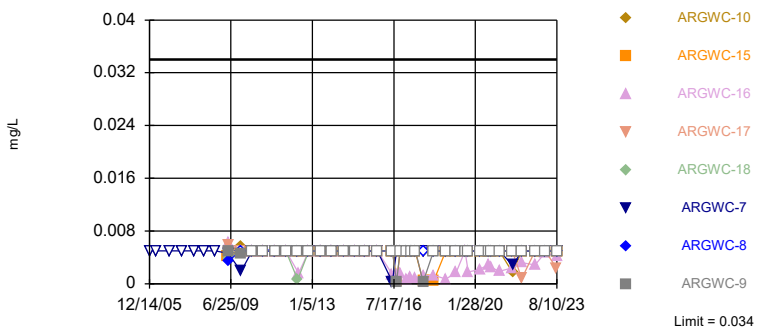

Non-parametric test used in lieu of parametric prediction limit because censored data exceeded 50%. Limit is highest of 216 background values. 81.94% NDs. Annual per-constituent alpha = 0.0007864. Individual comparison alpha = 0.00004917 (1 of 2). Comparing 8 points to limit.

Constituent: Selenium Analysis Run 10/19/2023 9:04 AM View: Pl's App I
Plant Arkwright Client: Southern Company Data: Arkwright No 3

Sanitas™ v.10.0.06 Software licensed to Groundwater Stats Consulting. UG
Hollow symbols indicate censored values.

Within Limit

Prediction Limit

Interwell Non-parametric

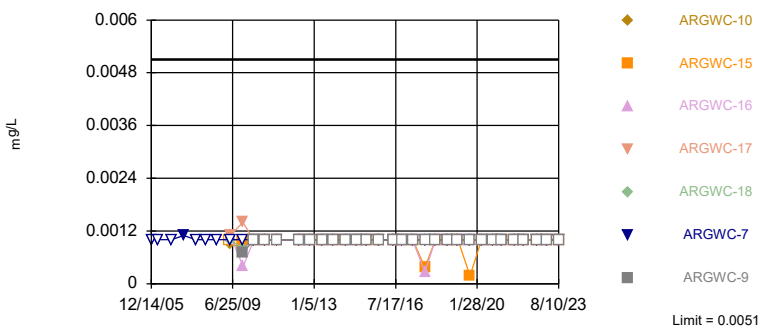

Non-parametric test used in lieu of parametric prediction limit because censored data exceeded 50%. Limit is highest of 184 background values. 94.57% NDs. Annual per-constituent alpha = 0.0009323. Individual comparison alpha = 0.00005829 (1 of 2). Comparing 7 points to limit. Assumes 1 future value.

Constituent: Silver Analysis Run 10/19/2023 9:04 AM View: Pl's App I
Plant Arkwright Client: Southern Company Data: Arkwright No 3

Prediction Limit

Constituent: Arsenic (mg/L) Analysis Run 10/19/2023 9:06 AM View: Pl's App I

Plant Arkwright Client: Southern Company Data: Arkwright No 3

	ARGWA-5 (bg)	ARGWA-3 (bg)	ARGWC-7	ARGWC-15	ARGWA-12 (bg)	ARGWA-13 (bg)	ARGWC-17	ARGWC-8	ARGWC-10
12/16/1997	<0.005	0.002							
6/30/1998	<0.005	0.0006							
12/2/1998	<0.005	0.0007							
6/8/1999	<0.005	<0.005							
12/7/1999	<0.005	<0.005							
6/15/2000	<0.005	<0.005							
12/12/2000	0.00032	0.000475							
12/5/2001	0.0003	<0.005							
6/26/2002	0.000939	0.000431							
12/3/2002	<0.005	<0.005							
6/11/2003	<0.005	<0.005							
12/10/2003	<0.005	<0.005							
6/15/2004	<0.005	<0.005							
12/14/2004	<0.005	<0.005							
6/2/2005	<0.005	<0.005							
12/14/2005	<0.005	<0.005	<0.005						
4/5/2006	<0.005	<0.005	<0.005						
10/30/2006	<0.005	<0.005	<0.005						
5/10/2007	<0.005	0.0044	<0.005						
11/17/2007	<0.005	<0.005	<0.005						
5/2/2008			<0.005						
5/3/2008	<0.005	<0.005							
10/22/2008	<0.005	<0.005	<0.005						
5/5/2009				<0.005					
5/6/2009	<0.005				<0.005				
5/7/2009		0.0028				0.0013			
5/12/2009							<0.005		
5/13/2009									0.0042 (o)
5/14/2009			<0.005					<0.005	
12/1/2009	<0.005		<0.005						
12/3/2009					<0.005	<0.005		<0.005	<0.005
12/4/2009		<0.005		<0.005			<0.005		
12/5/2009									
5/25/2010	<0.005				<0.005	<0.005	<0.005		
5/26/2010			<0.005					<0.005	<0.005
6/1/2010		<0.005		<0.005					
6/2/2010									
11/9/2010	<0.005				<0.005		<0.005	<0.005	<0.005
11/10/2010		<0.005	<0.005	<0.005		<0.005			
5/18/2011								<0.005	
5/19/2011									<0.005
5/24/2011	<0.005				<0.005		<0.005		
5/25/2011		<0.005	<0.005	<0.005		<0.005			
11/9/2011				<0.005					
11/10/2011	<0.005				<0.005	<0.005			
11/11/2011			<0.005					<0.005	<0.005
11/12/2011		<0.005					<0.005		
5/17/2012			<0.005					<0.005	<0.005
5/18/2012	<0.005				<0.005				
5/30/2012						<0.005	<0.005		
5/31/2012		<0.005		<0.005					
11/9/2012	<0.005		<0.005		<0.005	<0.005	0.01 (o)	<0.005	<0.005

ND substitution: RL or RL/2 if <15% NDs.

Prediction Limit

Constituent: Arsenic (mg/L) Analysis Run 10/19/2023 9:06 AM View: Pl's App I

Plant Arkwright Client: Southern Company Data: Arkwright No 3

	ARGWA-5 (bg)	ARGWA-3 (bg)	ARGWC-7	ARGWC-15	ARGWA-12 (bg)	ARGWA-13 (bg)	ARGWC-17	ARGWC-8	ARGWC-10
11/10/2012				<0.005					
11/11/2012		<0.005							
5/7/2013								<0.005	<0.005
5/8/2013	<0.005		<0.005		<0.005		<0.005		
5/9/2013						<0.005			
5/13/2013		<0.005		<0.005					
11/5/2013			<0.005					<0.005	
11/6/2013	<0.005				<0.005		<0.005		<0.005
11/11/2013						<0.005			
11/12/2013		<0.005		<0.005					
5/20/2014	<0.005				<0.005		<0.005		<0.005
5/21/2014			<0.005			<0.005		<0.005	
5/28/2014				<0.005					
5/29/2014		<0.005							
11/17/2014	<0.005		<0.005				<0.005		
11/18/2014					<0.005	<0.005		<0.005	<0.005
11/19/2014									
11/20/2014				<0.005					
4/7/2015	<0.005		<0.005			<0.005	<0.005	<0.005	<0.005
4/14/2015		<0.005		<0.005	<0.005				
4/15/2015									
10/28/2015	<0.005		<0.005			<0.005	<0.005	<0.005	<0.005
10/29/2015					<0.005				
11/3/2015		<0.005		<0.005					
11/4/2015									
6/23/2016	<0.005	<0.005	<0.005	<0.005	<0.005	<0.005		<0.005	<0.005
6/24/2016							<0.005		
8/30/2016	<0.005				<0.005				
8/31/2016		<0.005	<0.005			<0.005		<0.005	
9/1/2016							<0.005		<0.005
9/2/2016				0.00062 (J)					
10/24/2016					<0.005				
10/25/2016	<0.005	<0.005	<0.005			<0.005	<0.005		<0.005
10/26/2016				<0.005				<0.005	
1/23/2017					<0.005				
1/24/2017	<0.005	<0.005				<0.005			
1/26/2017			<0.005	<0.005			<0.005	<0.005	
1/27/2017									<0.005
4/11/2017	0.00077 (J)	0.00067 (J)			0.00076 (J)	0.00063 (J)	0.00084 (J)		
4/12/2017			0.00078 (J)	<0.005				0.00072 (J)	<0.005
6/20/2017	0.00052 (J)	0.00064 (J)							
6/21/2017				<0.005	<0.005	<0.005	<0.005	<0.005	
6/22/2017			<0.005						<0.005
10/25/2017	<0.005	<0.005	<0.005		<0.005	<0.005			
10/26/2017				<0.005			0.00087 (J)	<0.005	<0.005
4/9/2018						<0.005			
4/10/2018	<0.005	<0.005	<0.005	<0.005	<0.005		<0.005		
4/11/2018								<0.005	<0.005
10/16/2018	<0.005	<0.005			<0.005	0.00055 (J)			
10/17/2018			<0.005	<0.005			<0.005	0.00063 (J)	<0.005
3/26/2019						0.00089 (J)			
3/27/2019	0.00055 (J)	0.00055 (J)		<0.005	0.00049 (J)				

ND substitution: RL or RL/2 if <15% NDs.

Prediction Limit

Constituent: Arsenic (mg/L) Analysis Run 10/19/2023 9:06 AM View: Pl's App I

Plant Arkwright Client: Southern Company Data: Arkwright No 3

	ARGWA-5 (bg)	ARGWA-3 (bg)	ARGWC-7	ARGWC-15	ARGWA-12 (bg)	ARGWA-13 (bg)	ARGWC-17	ARGWC-8	ARGWC-10
3/28/2019			<0.005				<0.005	<0.005	0.0011 (J)
8/19/2019						0.00045 (J)			
8/20/2019	0.00058 (J)	0.00045 (J)			0.00046 (J)				
8/21/2019			<0.005	0.00036 (J)			0.00044 (J)	0.00036 (J)	0.0004 (J)
10/7/2019									
10/8/2019	<0.005	<0.005		<0.005	<0.005	<0.005			
10/9/2019			0.0015				0.0015	0.0014	0.0019
4/6/2020									
4/7/2020	<0.005	<0.005			<0.005	<0.005			
4/8/2020			<0.005	<0.005			<0.005		<0.005
4/9/2020								<0.005	
8/18/2020	<0.005	<0.005	<0.005		<0.005	<0.005	<0.005		
8/19/2020				<0.005					<0.005
8/20/2020								<0.005	
9/29/2020	<0.005	<0.005	<0.005	<0.005	<0.005	<0.005	<0.005		
9/30/2020									
10/1/2020								<0.005	<0.005
2/9/2021	<0.005	<0.005		<0.005	<0.005	<0.005	<0.005		<0.005
2/10/2021			<0.005					<0.005	
2/11/2021									
9/7/2021					<0.005	<0.005			
9/8/2021	<0.005	<0.005		<0.005			0.00039 (J)		
9/9/2021								<0.005	
9/10/2021			<0.005						<0.005
2/1/2022	<0.005	<0.005			<0.005	<0.005			
2/2/2022							0.00044 (J)	<0.005	<0.005
2/3/2022			<0.005	<0.005					
8/30/2022	<0.005				<0.005				
8/31/2022		<0.005	<0.005	<0.005		<0.005		<0.005	<0.005
9/2/2022							<0.005		
2/2/2023			<0.005		<0.005			<0.005	<0.005
2/3/2023	<0.005	<0.005		<0.005		<0.005	<0.005		
2/7/2023									
8/9/2023		<0.005			<0.005	<0.005	<0.005		<0.005
8/10/2023	0.00593		0.0048 (J)	0.0024 (J)				0.00337 (J)	

ND substitution: RL or RL/2 if <15% NDs.

Prediction Limit

Constituent: Arsenic (mg/L) Analysis Run 10/19/2023 9:06 AM View: Pl's App I

Plant Arkwright Client: Southern Company Data: Arkwright No 3

	ARGWC-9	ARGWC-18	ARGWC-16	ARGWA-14 (bg)
12/16/1997				
6/30/1998				
12/2/1998				
6/8/1999				
12/7/1999				
6/15/2000				
12/12/2000				
12/5/2001				
6/26/2002				
12/3/2002				
6/11/2003				
12/10/2003				
6/15/2004				
12/14/2004				
6/2/2005				
12/14/2005				
4/5/2006				
10/30/2006				
5/10/2007				
11/17/2007				
5/2/2008				
5/3/2008				
10/22/2008				
5/5/2009				
5/6/2009				
5/7/2009				
5/12/2009		0.0025 (o)	0.003 (o)	
5/13/2009	0.0034 (o)			
5/14/2009				
12/1/2009				
12/3/2009	<0.005			
12/4/2009		<0.005		
12/5/2009			<0.005	
5/25/2010		<0.005		
5/26/2010	<0.005		<0.005	
6/1/2010				
6/2/2010				<0.005
11/9/2010	<0.005		<0.005	
11/10/2010		<0.005		<0.005
5/18/2011				
5/19/2011	<0.005	<0.005		<0.005
5/24/2011			<0.005	
5/25/2011				
11/9/2011				<0.005
11/10/2011				
11/11/2011	<0.005			
11/12/2011		<0.005	<0.005	
5/17/2012	<0.005	<0.005		
5/18/2012				
5/30/2012			<0.005	0.0026 (J)
5/31/2012				
11/9/2012	<0.005		<0.005	

ND substitution: RL or RL/2 if <15% NDs.

Prediction Limit

Constituent: Arsenic (mg/L) Analysis Run 10/19/2023 9:06 AM View: Pl's App I

Plant Arkwright Client: Southern Company Data: Arkwright No 3

	ARGWC-9	ARGWC-18	ARGWC-16	ARGWA-14 (bg)
11/10/2012		<0.005		
11/11/2012				<0.005
5/7/2013	<0.005	<0.005		
5/8/2013				
5/9/2013				<0.005
5/13/2013			<0.005	
11/5/2013		<0.005		
11/6/2013	<0.005		<0.005	
11/11/2013				<0.005
11/12/2013				
5/20/2014				
5/21/2014	<0.005		<0.005	
5/28/2014		<0.005		
5/29/2014				0.005 (J)
11/17/2014			<0.005	
11/18/2014	<0.005			
11/19/2014		<0.005		<0.005
11/20/2014				
4/7/2015	<0.005		<0.005	
4/14/2015				<0.005
4/15/2015		<0.005		
10/28/2015	<0.005		<0.005	
10/29/2015		<0.005		
11/3/2015				
11/4/2015				<0.005
6/23/2016	<0.005			0.0026
6/24/2016		<0.005	<0.005	
8/30/2016				
8/31/2016	<0.005			0.0032
9/1/2016		<0.005	<0.005	
9/2/2016				
10/24/2016				
10/25/2016	<0.005		<0.005	<0.005
10/26/2016		<0.005		
1/23/2017				0.00088 (J)
1/24/2017				
1/26/2017	<0.005		<0.005	
1/27/2017		<0.005		
4/11/2017			0.00067 (J)	0.00095 (J)
4/12/2017	<0.005	<0.005		
6/20/2017				0.00099 (J)
6/21/2017		<0.005	<0.005	
6/22/2017	<0.005			
10/25/2017	<0.005	<0.005		<0.005
10/26/2017			<0.005	
4/9/2018				<0.005
4/10/2018			<0.005	
4/11/2018	<0.005	<0.005		
10/16/2018			<0.005	0.00083 (J)
10/17/2018	<0.005	0.00066 (J)		
3/26/2019				
3/27/2019		<0.005		0.0013

ND substitution: RL or RL/2 if <15% NDs.

Prediction Limit

Constituent: Arsenic (mg/L) Analysis Run 10/19/2023 9:06 AM View: Pl's App I

Plant Arkwright Client: Southern Company Data: Arkwright No 3

	ARGWC-9	ARGWC-18	ARGWC-16	ARGWA-14 (bg)
3/28/2019	0.00051 (J)		0.00057 (J)	
8/19/2019				
8/20/2019			<0.005	
8/21/2019	<0.005	0.00033 (J)		0.0013
10/7/2019				0.00045 (J)
10/8/2019				
10/9/2019	0.0011	0.0016	0.001	
4/6/2020				<0.005
4/7/2020				
4/8/2020			<0.005	
4/9/2020	<0.005	<0.005		
8/18/2020				
8/19/2020	<0.005		<0.005	<0.005
8/20/2020		<0.005		
9/29/2020			<0.005	0.00038 (J)
9/30/2020		<0.005		
10/1/2020	<0.005			
2/9/2021			<0.005	
2/10/2021	<0.005	<0.005		
2/11/2021				<0.005
9/7/2021				
9/8/2021			0.00031 (J)	0.00034 (J)
9/9/2021	<0.005	0.0004 (J)		
9/10/2021				
2/1/2022				
2/2/2022	<0.005			0.00033 (J)
2/3/2022		<0.005	<0.005	
8/30/2022				
8/31/2022	<0.005		<0.005	<0.005
9/2/2022		<0.005		
2/2/2023	<0.005	<0.005	<0.005	
2/3/2023				
2/7/2023				<0.005
8/9/2023				
8/10/2023	0.00457 (J)	<0.005	0.00431 (J)	0.00349 (J)

ND substitution: RL or RL/2 if <15% NDs.

Prediction Limit

Constituent: Barium (mg/L) Analysis Run 10/19/2023 9:06 AM View: Pl's App I

Plant Arkwright Client: Southern Company Data: Arkwright No 3

	ARGWA-5 (bg)	ARGWA-3 (bg)	ARGWC-7	ARGWC-15	ARGWA-12 (bg)	ARGWA-13 (bg)	ARGWC-17	ARGWC-18	ARGWC-8
12/16/1997	0.032	2.12 (o)							
6/30/1998	0.028	0.177							
12/2/1998	0.032	0.115							
6/8/1999	0.0287	0.074							
12/7/1999	0.034	0.043							
6/15/2000	0.034	0.113							
12/12/2000	0.027	0.059							
12/5/2001	0.027	0.052							
6/26/2002	0.032	0.087							
12/3/2002	0.023	0.043							
6/11/2003	0.04	0.24							
12/10/2003	0.024	0.03							
6/15/2004	0.021	0.028							
12/14/2004	0.025	0.017							
6/2/2005	0.025	0.019							
12/14/2005	0.026	0.02	0.027						
4/5/2006	0.027	0.019	0.029						
10/30/2006	0.027	<0.001 (o)	0.028						
5/10/2007	0.024	0.017	0.025						
11/17/2007	0.026	0.015	0.026						
5/2/2008			0.026						
5/3/2008	0.022	0.017							
10/22/2008	0.027	0.11	0.033						
5/5/2009				0.042					
5/6/2009	0.023				0.065				
5/7/2009		0.13				0.068			
5/12/2009							0.048	0.055	
5/13/2009									
5/14/2009			0.035						0.039
12/1/2009	0.033		0.031						
12/3/2009					0.062	0.044			0.036
12/4/2009		0.019		0.051			0.055	0.036	
12/5/2009									
5/25/2010	0.03				0.038 (o)	0.049	0.063	0.033	
5/26/2010			0.025						0.036
6/1/2010		0.027		0.055					
6/2/2010									
11/9/2010	0.033				0.059		0.11		0.038
11/10/2010		0.025	0.027	0.041		0.052		0.038	
5/18/2011									0.032
5/19/2011								0.028	
5/24/2011	0.027				0.054		0.11		
5/25/2011		0.015	0.022	0.035		0.045			
11/9/2011				0.035					
11/10/2011	0.032				0.063	0.11			
11/11/2011			0.027						0.036
11/12/2011		0.021					0.086	0.092 (o)	
5/17/2012			0.0265					0.0427	0.0353
5/18/2012	0.0311				0.0646				
5/30/2012						0.0831	0.0586		
5/31/2012		0.0222		0.0372					
11/9/2012	0.034		0.028		0.081	0.13	0.4 (o)		0.038

Prediction Limit

Constituent: Barium (mg/L) Analysis Run 10/19/2023 9:06 AM View: Pl's App I

Plant Arkwright Client: Southern Company Data: Arkwright No 3

	ARGWA-5 (bg)	ARGWA-3 (bg)	ARGWC-7	ARGWC-15	ARGWA-12 (bg)	ARGWA-13 (bg)	ARGWC-17	ARGWC-18	ARGWC-8
11/10/2012				0.044				0.038	
11/11/2012		0.022							
5/7/2013								0.03	0.037
5/8/2013	0.026		0.026		0.066		0.054		
5/9/2013						0.059			
5/13/2013		0.019		0.2 (o)					
11/5/2013			0.027					0.087 (o)	0.037
11/6/2013	0.028				0.074		0.043		
11/11/2013						0.12			
11/12/2013		0.025		0.035					
5/20/2014	0.027				0.057		0.051		
5/21/2014			0.028			0.073			0.037
5/28/2014				0.038				0.032	
5/29/2014		0.024							
11/17/2014	0.029		0.031				0.049		
11/18/2014					0.069	0.072			0.038
11/19/2014								0.058	
11/20/2014				0.037					
4/7/2015	0.024		0.029			0.06	0.043		0.045
4/14/2015		0.022		0.035	0.067				
4/15/2015								0.039	
10/28/2015	0.028		0.032			0.057	0.047		0.042
10/29/2015					0.069			0.04	
11/3/2015		0.022		0.038					
11/4/2015									
6/23/2016	0.025	0.019	0.031	0.028	0.063	0.036			0.039
6/24/2016							0.044	0.034	
8/30/2016	0.026				0.062				
8/31/2016		0.018	0.03			0.041			0.037
9/1/2016							0.046	0.033	
9/2/2016				0.074					
10/24/2016					0.0674				
10/25/2016	0.0293	0.016	0.0317			0.0429	0.0436		
10/26/2016				0.0408				0.0339	0.0423
1/23/2017					0.069				
1/24/2017	0.028	0.017				0.025			
1/26/2017			0.035	0.038			0.051		0.046
1/27/2017								0.037	
4/11/2017	0.024	0.016			0.064	0.024	0.043		
4/12/2017			0.034	0.03				0.032	0.041
6/20/2017	0.027	0.02							
6/21/2017				0.028	0.074	0.034	0.043	0.036	0.049
6/22/2017			0.038						
10/25/2017	0.03	0.019	0.038		0.07	0.03		0.041	
10/26/2017				0.029			0.038		0.046
4/9/2018						0.023			
4/10/2018	0.028	0.019	0.038	0.032	0.073		0.046		
4/11/2018								0.04	0.048
10/16/2018	0.027	0.018			0.069	0.028			
10/17/2018			0.038	0.028			0.043	0.039	0.045
3/26/2019						0.029			
3/27/2019	0.024	0.019		0.032	0.063			0.033	

Prediction Limit

Constituent: Barium (mg/L) Analysis Run 10/19/2023 9:06 AM View: Pl's App I

Plant Arkwright Client: Southern Company Data: Arkwright No 3

	ARGWA-5 (bg)	ARGWA-3 (bg)	ARGWC-7	ARGWC-15	ARGWA-12 (bg)	ARGWA-13 (bg)	ARGWC-17	ARGWC-18	ARGWC-8
3/28/2019			0.038				0.045		0.045
8/19/2019						0.035			
8/20/2019	0.029	0.02			0.075				
8/21/2019			0.041	0.033			0.05	0.036	0.052
10/7/2019									
10/8/2019	0.03	0.02		0.031	0.078	0.042			
10/9/2019			0.046				0.049	0.039	0.049
4/6/2020									
4/7/2020	0.02	0.018			0.066	0.021			
4/8/2020			0.039	0.03			0.045		
4/9/2020								0.041	0.045
8/18/2020	0.031	0.021	0.044		0.079	0.025	0.062		
8/19/2020				0.028					
8/20/2020								0.041	0.053
9/29/2020	0.03	0.019	0.042	0.03	0.079	0.024	0.056		
9/30/2020								0.041	
10/1/2020									0.052
12/1/2020									
2/9/2021	0.028	0.017		0.029	0.076	0.022	0.051		
2/10/2021			0.041					0.038	0.049
2/11/2021									
9/7/2021					0.073	0.031			
9/8/2021	0.033	0.018		0.043			0.058		
9/9/2021								0.046	0.051
9/10/2021			0.045						
2/1/2022	0.033	0.018			0.079	0.018			
2/2/2022							0.062		0.059
2/3/2022			0.051	0.03				0.043	
8/30/2022	0.0446				0.085				
8/31/2022		0.0181	0.0505	0.0325		0.0262			0.0571
9/2/2022							0.0727	0.0369	
2/2/2023			0.0518		0.087			0.0387	0.0554
2/3/2023	0.0484	0.0177		0.0287		0.0166	0.0572		
2/7/2023									
8/9/2023		0.0191			0.1	0.0299	0.0861		
8/10/2023	0.0638		0.054	0.037				0.0415	0.0603

Prediction Limit

Constituent: Barium (mg/L) Analysis Run 10/19/2023 9:07 AM View: Pl's App I

Plant Arkwright Client: Southern Company Data: Arkwright No 3

	ARGWC-9	ARGWC-10	ARGWC-16	ARGWA-14 (bg)	ARGWA-24 (bg)
12/16/1997					
6/30/1998					
12/2/1998					
6/8/1999					
12/7/1999					
6/15/2000					
12/12/2000					
12/5/2001					
6/26/2002					
12/3/2002					
6/11/2003					
12/10/2003					
6/15/2004					
12/14/2004					
6/2/2005					
12/14/2005					
4/5/2006					
10/30/2006					
5/10/2007					
11/17/2007					
5/2/2008					
5/3/2008					
10/22/2008					
5/5/2009					
5/6/2009					
5/7/2009					
5/12/2009			0.16 (o)		
5/13/2009	0.14 (o)	0.15 (o)			
5/14/2009					
12/1/2009					
12/3/2009	0.032	0.03			
12/4/2009					
12/5/2009			0.062		
5/25/2010					
5/26/2010	0.031	0.029	0.065		
6/1/2010					
6/2/2010				0.046	
11/9/2010	0.03	0.029	0.065		
11/10/2010				0.057	
5/18/2011					
5/19/2011	0.028	0.027		0.048	
5/24/2011			0.062		
5/25/2011					
11/9/2011				0.045	
11/10/2011					
11/11/2011	0.032	0.031			
11/12/2011			0.067		
5/17/2012	0.0319	0.0299			
5/18/2012					
5/30/2012			0.0767	0.0519	
5/31/2012					
11/9/2012	0.036	0.03	0.093		

Prediction Limit

Constituent: Barium (mg/L) Analysis Run 10/19/2023 9:07 AM View: Pl's App I

Plant Arkwright Client: Southern Company Data: Arkwright No 3

	ARGWC-9	ARGWC-10	ARGWC-16	ARGWA-14 (bg)	ARGWA-24 (bg)
11/10/2012					
11/11/2012				0.051	
5/7/2013	0.035	0.028			
5/8/2013					
5/9/2013				0.056	
5/13/2013			0.093		
11/5/2013					
11/6/2013	0.043	0.033	0.068		
11/11/2013				0.041	
11/12/2013					
5/20/2014		0.029			
5/21/2014	0.042		0.072		
5/28/2014					
5/29/2014				0.051	
11/17/2014			0.05		
11/18/2014	0.044	0.029			
11/19/2014				0.051	
11/20/2014					
4/7/2015	0.043	0.028	0.055		
4/14/2015				0.043	
4/15/2015					
10/28/2015	0.045	0.029	0.054		
10/29/2015					
11/3/2015					
11/4/2015				0.042	
6/23/2016	0.043	0.028		0.084	
6/24/2016			0.056		
8/30/2016					
8/31/2016	0.042			0.076	
9/1/2016		0.027	0.051		
9/2/2016					
10/24/2016					
10/25/2016	0.0455	0.0296	0.0637	0.039	
10/26/2016					
1/23/2017				0.044	
1/24/2017					
1/26/2017	0.048		0.055		
1/27/2017		0.035			
4/11/2017			0.055	0.038	
4/12/2017	0.045	0.031			
6/20/2017				0.057	
6/21/2017			0.054		
6/22/2017	0.055	0.035			
10/25/2017	0.049			0.05	
10/26/2017		0.032	0.046		
4/9/2018				0.049	
4/10/2018			0.056		
4/11/2018	0.052	0.034			
10/16/2018			0.039	0.06	
10/17/2018	0.046	0.031			
3/26/2019					
3/27/2019				0.054	

Prediction Limit

Constituent: Barium (mg/L) Analysis Run 10/19/2023 9:07 AM View: Pl's App I

Plant Arkwright Client: Southern Company Data: Arkwright No 3

	ARGWC-9	ARGWC-10	ARGWC-16	ARGWA-14 (bg)	ARGWA-24 (bg)
3/28/2019	0.047	0.031	0.054		
8/19/2019					
8/20/2019			0.046		
8/21/2019	0.045	0.035		0.031	
10/7/2019				0.033	
10/8/2019					
10/9/2019	0.041	0.031	0.057		
4/6/2020				0.051	
4/7/2020					
4/8/2020		0.031	0.042		
4/9/2020	0.044				
8/18/2020					
8/19/2020	0.046	0.034	0.045	0.041	
8/20/2020					
9/29/2020			0.042	0.062	
9/30/2020					
10/1/2020	0.045	0.032			
12/1/2020					0.038
2/9/2021		0.031	0.044		0.036
2/10/2021	0.038				
2/11/2021				0.066	
9/7/2021					
9/8/2021			0.035	0.037	0.039
9/9/2021	0.038				
9/10/2021		0.031			
2/1/2022					0.04
2/2/2022	0.04	0.034		0.062	
2/3/2022			0.047		
8/30/2022					
8/31/2022	0.0391	0.0345	0.0383	0.074	0.0412
9/2/2022					
2/2/2023	0.0391	0.034	0.0468		0.0392
2/3/2023					
2/7/2023				0.0376	
8/9/2023		0.0363			0.039
8/10/2023	0.0401		0.0381	0.0465	

Prediction Limit

Constituent: Cadmium (mg/L) Analysis Run 10/19/2023 9:07 AM View: Pl's App I

Plant Arkwright Client: Southern Company Data: Arkwright No 3

	ARGWA-5 (bg)	ARGWA-3 (bg)	ARGWC-15	ARGWA-12 (bg)	ARGWC-16	ARGWC-17	ARGWA-14 (bg)
12/16/1997	<0.001	0.103 (o)					
6/30/1998	<0.001	0.007 (o)					
12/2/1998	<0.001	0.007 (o)					
6/8/1999	<0.001	<0.001					
12/7/1999	<0.001	<0.001					
6/15/2000	<0.001	<0.001					
12/12/2000	<0.001	<0.001					
12/5/2001	<0.001	0.002					
6/26/2002	<0.001	0.003					
12/3/2002	<0.001	<0.001					
6/11/2003	<0.001	0.0043					
12/10/2003	<0.001	<0.001					
6/15/2004	<0.001	<0.001					
12/14/2004	0.0012	<0.001					
6/2/2005	<0.001	<0.001					
12/14/2005	<0.001	<0.001					
4/5/2006	<0.001	<0.001					
10/30/2006	<0.001	<0.001					
5/10/2007	<0.001	<0.001					
11/17/2007	<0.001	<0.001					
5/3/2008	<0.001	0.00033					
10/22/2008	<0.001	<0.001					
5/5/2009			<0.001				
5/6/2009	<0.001			<0.001			
5/7/2009		<0.001					
5/12/2009					<0.001	<0.001	
12/1/2009	<0.001						
12/3/2009				<0.001			
12/4/2009		<0.001	<0.001			<0.001	
12/5/2009					<0.001		
5/25/2010	<0.001			<0.001		<0.001	
5/26/2010					<0.001		
6/1/2010		<0.001	<0.001				
6/2/2010							<0.001
11/9/2010	<0.001			<0.001	<0.001	<0.001	
11/10/2010		<0.001	<0.001				<0.001
5/19/2011							<0.001
5/24/2011	<0.001			<0.001	<0.001	<0.001	
5/25/2011		<0.001	<0.001				
11/9/2011			<0.001				<0.001
11/10/2011	<0.001			<0.001			
11/12/2011		<0.001			<0.001	<0.001	
5/18/2012	<0.001			<0.001			
5/30/2012					<0.001	<0.001	<0.001
5/31/2012		<0.001	<0.001				
11/9/2012	<0.001			<0.001	<0.001	0.0015	
11/10/2012			<0.001				
11/11/2012		<0.001					<0.001
5/8/2013	<0.001			<0.001		<0.001	
5/9/2013							<0.001
5/13/2013		<0.001	<0.001		<0.001		
11/6/2013	<0.001			<0.001	<0.001	<0.001	

ND substitution: RL or RL/2 if <15% NDs.

Prediction Limit

Constituent: Cadmium (mg/L) Analysis Run 10/19/2023 9:07 AM View: Pl's App I

Plant Arkwright Client: Southern Company Data: Arkwright No 3

	ARGWA-5 (bg)	ARGWA-3 (bg)	ARGWC-15	ARGWA-12 (bg)	ARGWC-16	ARGWC-17	ARGWA-14 (bg)
11/11/2013							<0.001
11/12/2013		<0.001	<0.001				
5/20/2014	<0.001			<0.001		<0.001	
5/21/2014					<0.001		
5/28/2014			0				
5/29/2014		<0.001					<0.001
11/17/2014	<0.001				<0.001	<0.001	
11/18/2014				<0.001			
11/19/2014							<0.001
11/20/2014			<0.001				
4/7/2015	<0.001				<0.001	<0.001	
4/14/2015		<0.001	<0.001	0.00026			<0.001
10/28/2015	<0.001				<0.001	<0.001	
10/29/2015				<0.001			
11/3/2015		<0.001	<0.001				
11/4/2015							<0.001
6/23/2016	<0.001	<0.001	<0.001	<0.001			<0.001
6/24/2016					<0.001	<0.001	
8/30/2016	<0.001			<0.001			
8/31/2016		<0.001					0.00039 (J)
9/1/2016					<0.001	<0.001	
9/2/2016			<0.001				
10/24/2016				<0.001			
10/25/2016	<0.001	<0.001			0.0001 (J)	0.0001 (J)	<0.001
10/26/2016			<0.001				
1/23/2017				<0.001			<0.001
1/24/2017	<0.001	<0.001					
1/26/2017			<0.001		<0.001	<0.001	
4/11/2017	<0.001	<0.001		<0.001	<0.001	<0.001	<0.001
4/12/2017			<0.001				
6/20/2017	<0.001	<0.001					<0.001
6/21/2017			<0.001	<0.001	<0.001	<0.001	
10/25/2017	<0.001	<0.001		<0.001			<0.001
10/26/2017			<0.001		<0.001	<0.001	
4/9/2018							0.00052 (J)
4/10/2018	<0.001	<0.001	<0.001	<0.001	<0.001	<0.001	
10/16/2018	<0.001	<0.001		<0.001	<0.001		0.00071 (J)
10/17/2018			<0.001			<0.001	
3/27/2019	<0.001	<0.001	<0.001	<0.001			<0.001
3/28/2019					<0.001	<0.001	
8/20/2019	<0.001	0.00014 (J)		<0.001	<0.001		
8/21/2019			<0.001			0.00013 (J)	0.00015 (J)
10/7/2019							<0.001
10/8/2019	<0.001	<0.001	<0.001	<0.001			
10/9/2019					<0.001	0.00018 (J)	
4/6/2020							<0.001
4/7/2020	<0.001	<0.001		<0.001			
4/8/2020			<0.001		<0.001	<0.001	
8/18/2020	<0.001	<0.001		<0.001		<0.001	
8/19/2020			<0.001		<0.001		<0.001
2/9/2021	<0.001	<0.001	<0.001	<0.001	<0.001	<0.001	
2/11/2021							<0.001

ND substitution: RL or RL/2 if <15% NDs.

Prediction Limit

Constituent: Cadmium (mg/L) Analysis Run 10/19/2023 9:07 AM View: Pl's App I

Plant Arkwright Client: Southern Company Data: Arkwright No 3

	ARGWA-5 (bg)	ARGWA-3 (bg)	ARGWC-15	ARGWA-12 (bg)	ARGWC-16	ARGWC-17	ARGWA-14 (bg)
9/7/2021				<0.001			
9/8/2021	<0.001	<0.001	<0.001		<0.001	<0.001	<0.001
2/1/2022	<0.001	<0.001		<0.001			
2/2/2022						0.0003 (J)	<0.001
2/3/2022			<0.001		<0.001		
8/30/2022	<0.001			<0.001			
8/31/2022		<0.001	<0.001		<0.001		<0.001
9/2/2022						<0.001	
2/2/2023				<0.001	<0.001		
2/3/2023	<0.001	<0.001	<0.001			<0.001	
2/7/2023							<0.001
8/9/2023		<0.001		<0.001		0.000445 (J)	
8/10/2023	<0.001		<0.001		<0.001		<0.001

ND substitution: RL or RL/2 if <15% NDs.

Prediction Limit

Constituent: Lead (mg/L) Analysis Run 10/19/2023 9:07 AM View: Pl's App I

Plant Arkwright Client: Southern Company Data: Arkwright No 3

	ARGWA-5 (bg)	ARGWA-3 (bg)	ARGWC-7	ARGWC-15	ARGWA-12 (bg)	ARGWA-13 (bg)	ARGWC-18	ARGWC-16	ARGWC-17
12/16/1997	<0.002	0.162 (o)							
6/30/1998	<0.002	0.013							
12/2/1998	0.002	0.01							
6/8/1999	<0.002	0.004							
12/7/1999	<0.002	0.004							
6/15/2000	<0.002	0.004							
12/12/2000	<0.002	0.00378							
12/5/2001	<0.002	0.003							
6/26/2002	0.00539	0.00815							
12/3/2002	<0.002	0.008							
6/11/2003	<0.002	<0.002							
12/10/2003	<0.002	<0.002							
6/15/2004	<0.002	<0.002							
12/14/2004	0.013 (o)	<0.002							
6/2/2005	<0.002	<0.002							
12/14/2005	<0.002	<0.002	<0.002						
4/5/2006	<0.002	<0.002	<0.002						
10/30/2006	<0.002	<0.002	<0.002						
5/10/2007	<0.002	<0.002	0.0032						
11/17/2007	<0.002	<0.002	<0.002						
5/2/2008			0.008 (o)						
5/3/2008	<0.002	<0.002							
10/22/2008	<0.002	<0.002	<0.002						
5/5/2009				<0.002					
5/6/2009	<0.002				<0.002				
5/7/2009		<0.002				<0.002			
5/12/2009							<0.002	<0.002	<0.002
5/13/2009									
5/14/2009			0.00083						
12/1/2009	<0.002		<0.002						
12/3/2009					<0.002	<0.002			
12/4/2009		<0.002		<0.002			<0.002		<0.002
12/5/2009								<0.002	
5/25/2010	<0.002				<0.002	<0.002	<0.002		<0.002
5/26/2010			<0.002					<0.002	
6/1/2010		<0.002		<0.002					
6/2/2010									
11/9/2010	<0.002				<0.002			<0.002	<0.002
11/10/2010		<0.002	<0.002	<0.002		<0.002	<0.002		
5/18/2011									
5/19/2011							<0.002		
5/24/2011	<0.002				<0.002			<0.002	<0.002
5/25/2011		<0.002	<0.002	<0.002		<0.002			
11/9/2011				<0.002					
11/10/2011	<0.002				<0.002	<0.002			
11/11/2011			<0.002						
11/12/2011		<0.002					<0.002	<0.002	<0.002
5/17/2012			<0.002				<0.002		
5/18/2012	<0.002				<0.002				
5/30/2012						<0.002		<0.002	<0.002
5/31/2012		0.0005 (J)		0.0008 (J)					
11/9/2012	<0.002		<0.002		<0.002	<0.002		<0.002	<0.002

ND substitution: RL or RL/2 if <15% NDs.

Prediction Limit

Constituent: Lead (mg/L) Analysis Run 10/19/2023 9:07 AM View: Pl's App I

Plant Arkwright Client: Southern Company Data: Arkwright No 3

	ARGWA-5 (bg)	ARGWA-3 (bg)	ARGWC-7	ARGWC-15	ARGWA-12 (bg)	ARGWA-13 (bg)	ARGWC-18	ARGWC-16	ARGWC-17
11/10/2012				<0.002			<0.002		
11/11/2012		<0.002							
5/7/2013							<0.002		
5/8/2013	<0.002		<0.002		<0.002				<0.002
5/9/2013						<0.002			
5/13/2013		<0.002		0.025 (o)				<0.002	
11/5/2013			<0.002				<0.002		
11/6/2013	<0.002				<0.002			<0.002	<0.002
11/11/2013						<0.002			
11/12/2013		<0.002		<0.002					
5/20/2014	<0.002				<0.002				<0.002
5/21/2014			<0.002			<0.002		<0.002	
5/28/2014				<0.002			<0.002		
5/29/2014		<0.002							
11/17/2014	<0.002		<0.002					<0.002	<0.002
11/18/2014					<0.002	<0.002			
11/19/2014							<0.002		
11/20/2014				<0.002					
4/7/2015	<0.002		<0.002			<0.002		<0.002	<0.002
4/14/2015		<0.002		<0.002	<0.002				
4/15/2015							<0.002		
10/28/2015	<0.002		<0.002			<0.002		<0.002	<0.002
10/29/2015					<0.002		<0.002		
11/3/2015		<0.002		<0.002					
11/4/2015									
6/23/2016	<0.002	<0.002	<0.002	<0.002	<0.002	<0.002			
6/24/2016							<0.002	<0.002	<0.002
8/30/2016	<0.002				<0.002				
8/31/2016		<0.002	<0.002			<0.002			
9/1/2016							<0.002	<0.002	<0.002
9/2/2016				0.0056					
10/24/2016					0.0002 (J)				
10/25/2016	<0.002	<0.002	<0.002			<0.002		<0.002	<0.002
10/26/2016				0.0003 (J)			0.0002 (J)		
1/23/2017					<0.002				
1/24/2017	<0.002	<0.002				<0.002			
1/26/2017			<0.002	<0.002				<0.002	<0.002
1/27/2017							<0.002		
4/11/2017	<0.002	<0.002			<0.002	<0.002		<0.002	<0.002
4/12/2017			<0.002	<0.002			<0.002		
6/20/2017	<0.002	<0.002							
6/21/2017				<0.002	<0.002	<0.002	<0.002	<0.002	<0.002
6/22/2017			<0.002						
10/25/2017	<0.002	<0.002	<0.002		<0.002	<0.002	<0.002		
10/26/2017				<0.002				<0.002	<0.002
4/9/2018						<0.002			
4/10/2018	<0.002	<0.002	<0.002	<0.002	<0.002			<0.002	<0.002
4/11/2018							<0.002		
10/16/2018	<0.002	<0.002			<0.002	<0.002		<0.002	
10/17/2018			<0.002	0.0016			<0.002		<0.002
3/26/2019						<0.002			
3/27/2019	<0.002	<0.002		<0.002	<0.002		<0.002		

Prediction Limit

Constituent: Lead (mg/L) Analysis Run 10/19/2023 9:07 AM View: Pl's App I

Plant Arkwright Client: Southern Company Data: Arkwright No 3

	ARGWA-5 (bg)	ARGWA-3 (bg)	ARGWC-7	ARGWC-15	ARGWA-12 (bg)	ARGWA-13 (bg)	ARGWC-18	ARGWC-16	ARGWC-17
3/28/2019			<0.002					<0.002	<0.002
8/19/2019						<0.002			
8/20/2019	0.00014 (J)	0.00014 (J)			<0.002			<0.002	
8/21/2019			<0.002	<0.002			<0.002		<0.002
10/7/2019									
10/8/2019	0.00016 (J)	0.001		<0.002	<0.002	0.00013 (J)			
10/9/2019			<0.002				<0.002	<0.002	<0.002
4/6/2020									
4/7/2020	<0.002	<0.002			<0.002	<0.002			
4/8/2020			<0.002	<0.002				<0.002	<0.002
4/9/2020							<0.002		
8/18/2020	0.00013 (J)	0.00019 (J)	<0.002		<0.002	<0.002			<0.002
8/19/2020				<0.002				<0.002	
8/20/2020							0.00028 (J)		
9/29/2020	<0.002	<0.002	<0.002	<0.002	<0.002	<0.002		<0.002	<0.002
9/30/2020							0.0002 (J)		
10/1/2020									
2/9/2021	<0.002	<0.002		<0.002	<0.002	<0.002		<0.002	<0.002
2/10/2021			<0.002				<0.002		
2/11/2021									
9/7/2021					<0.002	<0.002			
9/8/2021	<0.002	<0.002		0.0016				<0.002	0.00022 (J)
9/9/2021							0.00031 (J)		
9/10/2021			<0.002						
2/1/2022	<0.002	<0.002			<0.002	<0.002			
2/2/2022									<0.002
2/3/2022			<0.002	<0.002			<0.002	0.00021 (J)	
8/30/2022	<0.002				<0.002				
8/31/2022		<0.002	<0.002	<0.002		<0.002		<0.002	
9/2/2022							<0.002		<0.002
2/2/2023			<0.002		<0.002		<0.002	<0.002	
2/3/2023	<0.002	<0.002		<0.002		<0.002			<0.002
2/7/2023									
8/9/2023		<0.002			<0.002	<0.002			<0.002
8/10/2023	<0.002		<0.002	0.000841 (J)			<0.002	<0.002	

ND substitution: RL or RL/2 if <15% NDs.

Prediction Limit

Constituent: Lead (mg/L) Analysis Run 10/19/2023 9:07 AM View: Pl's App I

Plant Arkwright Client: Southern Company Data: Arkwright No 3

	ARGWC-9	ARGWC-10	ARGWC-8	ARGWA-14 (bg)
12/16/1997				
6/30/1998				
12/2/1998				
6/8/1999				
12/7/1999				
6/15/2000				
12/12/2000				
12/5/2001				
6/26/2002				
12/3/2002				
6/11/2003				
12/10/2003				
6/15/2004				
12/14/2004				
6/2/2005				
12/14/2005				
4/5/2006				
10/30/2006				
5/10/2007				
11/17/2007				
5/2/2008				
5/3/2008				
10/22/2008				
5/5/2009				
5/6/2009				
5/7/2009				
5/12/2009				
5/13/2009	<0.002	<0.002		
5/14/2009			<0.002	
12/1/2009				
12/3/2009	<0.002	<0.002	<0.002	
12/4/2009				
12/5/2009				
5/25/2010				
5/26/2010	<0.002	<0.002	<0.002	
6/1/2010				
6/2/2010				<0.002
11/9/2010	<0.002	<0.002	<0.002	
11/10/2010				<0.002
5/18/2011			<0.002	
5/19/2011	<0.002	<0.002		<0.002
5/24/2011				
5/25/2011				
11/9/2011				<0.002
11/10/2011				
11/11/2011	<0.002	<0.002	<0.002	
11/12/2011				
5/17/2012	<0.002	<0.002	<0.002	
5/18/2012				
5/30/2012				<0.002
5/31/2012				
11/9/2012	<0.002	<0.002	<0.002	

ND substitution: RL or RL/2 if <15% NDs.

Prediction Limit

Constituent: Lead (mg/L) Analysis Run 10/19/2023 9:07 AM View: Pl's App I

Plant Arkwright Client: Southern Company Data: Arkwright No 3

	ARGWC-9	ARGWC-10	ARGWC-8	ARGWA-14 (bg)
11/10/2012				
11/11/2012				<0.002
5/7/2013	<0.002	<0.002	<0.002	
5/8/2013				
5/9/2013				<0.002
5/13/2013				
11/5/2013			<0.002	
11/6/2013	<0.002	<0.002		
11/11/2013				<0.002
11/12/2013				
5/20/2014		<0.002		
5/21/2014	<0.002		<0.002	
5/28/2014				
5/29/2014				<0.002
11/17/2014				
11/18/2014	<0.002	<0.002	<0.002	
11/19/2014				<0.002
11/20/2014				
4/7/2015	<0.002	<0.002	<0.002	
4/14/2015				<0.002
4/15/2015				
10/28/2015	<0.002	<0.002	<0.002	
10/29/2015				
11/3/2015				
11/4/2015				<0.002
6/23/2016	<0.002	<0.002	<0.002	<0.002
6/24/2016				
8/30/2016				
8/31/2016	<0.002		<0.002	<0.002
9/1/2016		<0.002		
9/2/2016				
10/24/2016				
10/25/2016	<0.002	<0.002		<0.002
10/26/2016			<0.002	
1/23/2017				0.0013
1/24/2017				
1/26/2017	<0.002		<0.002	
1/27/2017		<0.002		
4/11/2017				<0.002
4/12/2017	<0.002	<0.002	<0.002	
6/20/2017				<0.002
6/21/2017			<0.002	
6/22/2017	<0.002	<0.002		
10/25/2017	<0.002			<0.002
10/26/2017		<0.002	<0.002	
4/9/2018				<0.002
4/10/2018				
4/11/2018	<0.002	<0.002	<0.002	
10/16/2018				<0.002
10/17/2018	<0.002	<0.002	<0.002	
3/26/2019				
3/27/2019				<0.002

ND substitution: RL or RL/2 if <15% NDs.

Prediction Limit

Constituent: Lead (mg/L) Analysis Run 10/19/2023 9:07 AM View: Pl's App I

Plant Arkwright Client: Southern Company Data: Arkwright No 3

	ARGWC-9	ARGWC-10	ARGWC-8	ARGWA-14 (bg)
3/28/2019	<0.002	<0.002	<0.002	
8/19/2019				
8/20/2019				
8/21/2019	<0.002	<0.002	<0.002	0.00019 (J)
10/7/2019				<0.002
10/8/2019				
10/9/2019	0.00016 (J)	<0.002	0.00019 (J)	
4/6/2020				<0.002
4/7/2020				
4/8/2020		0.031		
4/9/2020	<0.002		<0.002	
8/18/2020				
8/19/2020	<0.002	0.00013 (J)		<0.002
8/20/2020			<0.002	
9/29/2020				<0.002
9/30/2020				
10/1/2020	<0.002	<0.002	<0.002	
2/9/2021		<0.002		
2/10/2021	<0.002		<0.002	
2/11/2021				<0.002
9/7/2021				
9/8/2021				<0.002
9/9/2021	<0.002		<0.002	
9/10/2021		<0.002		
2/1/2022				
2/2/2022	<0.002	<0.002	0.00024 (J)	<0.002
2/3/2022				
8/30/2022				
8/31/2022	<0.002	<0.002	<0.002	<0.002
9/2/2022				
2/2/2023	<0.002	<0.002	<0.002	
2/3/2023				
2/7/2023				<0.002
8/9/2023		<0.002		
8/10/2023	<0.002		<0.002	<0.002

ND substitution: RL or RL/2 if <15% NDs.

Prediction Limit

Constituent: Selenium (mg/L) Analysis Run 10/19/2023 9:07 AM View: Pl's App I

Plant Arkwright Client: Southern Company Data: Arkwright No 3

	ARGWA-3 (bg)	ARGWA-5 (bg)	ARGWC-7	ARGWC-15	ARGWA-12 (bg)	ARGWA-13 (bg)	ARGWC-16	ARGWC-17	ARGWC-18
12/16/1997	<0.005	<0.005							
6/30/1998	<0.005	<0.005							
12/2/1998	<0.005	<0.005							
6/8/1999	<0.005	<0.005							
12/7/1999	<0.005	<0.005							
6/15/2000	<0.005	<0.005							
12/12/2000	<0.005	<0.005							
12/5/2001	<0.005	<0.005							
6/26/2002	<0.005	<0.005							
12/3/2002	<0.005	<0.005							
6/11/2003	<0.005	<0.005							
12/10/2003	<0.005	<0.005							
6/15/2004	<0.005	<0.005							
12/14/2004	<0.005	<0.005							
6/2/2005	<0.005	<0.005							
12/14/2005	<0.005	<0.005	<0.005						
4/5/2006	<0.005	<0.005	<0.005						
10/30/2006	<0.005	<0.005	<0.005						
5/10/2007	<0.005	<0.005	<0.005						
11/17/2007	<0.005	<0.005	<0.005						
5/2/2008			<0.005						
5/3/2008	<0.005	<0.005							
10/22/2008	<0.005	<0.005	<0.005						
5/5/2009				0.0041					
5/6/2009		0.0047			0.0054				
5/7/2009	0.0049					0.0059			
5/12/2009							0.0062	0.0059	0.0039
5/13/2009									
5/14/2009			0.0046						
12/1/2009		0.0046	0.0019						
12/3/2009					0.006	0.0057			
12/4/2009	<0.005			<0.005				<0.005	<0.005
12/5/2009							<0.005		
5/25/2010		<0.005			<0.005	<0.005		<0.005	<0.005
5/26/2010			<0.005				<0.005		
6/1/2010	<0.005			<0.005					
6/2/2010									
11/9/2010		<0.005			<0.005		<0.005	<0.005	
11/10/2010	<0.005		<0.005	<0.005		<0.005			<0.005
5/18/2011									
5/19/2011									<0.005
5/24/2011		<0.005			<0.005		<0.005	<0.005	
5/25/2011	<0.005		<0.005	<0.005		<0.005			
11/9/2011				<0.005					
11/10/2011		<0.005			<0.005	<0.005			
11/11/2011			<0.005						
11/12/2011	<0.005						<0.005	<0.005	<0.005
5/17/2012			<0.005						0.0006 (J)
5/18/2012		<0.005			<0.005				
5/30/2012						<0.005	0.0016 (J)	<0.005	
5/31/2012	<0.005			<0.005					
11/9/2012		<0.005	<0.005		<0.005	<0.005	<0.005	<0.005	

ND substitution: RL or RL/2 if <15% NDs.

Prediction Limit

Constituent: Selenium (mg/L) Analysis Run 10/19/2023 9:07 AM View: Pl's App I

Plant Arkwright Client: Southern Company Data: Arkwright No 3

	ARGWA-3 (bg)	ARGWA-5 (bg)	ARGWC-7	ARGWC-15	ARGWA-12 (bg)	ARGWA-13 (bg)	ARGWC-16	ARGWC-17	ARGWC-18
11/10/2012				<0.005					<0.005
11/11/2012	<0.005								
5/7/2013									<0.005
5/8/2013		<0.005	<0.005		<0.005			<0.005	
5/9/2013						<0.005			
5/13/2013	<0.005			<0.005			<0.005		
11/5/2013			<0.005						<0.005
11/6/2013		<0.005			<0.005		<0.005	<0.005	
11/11/2013						<0.005			
11/12/2013	<0.005			<0.005					
5/20/2014		<0.005			<0.005			<0.005	
5/21/2014			<0.005			<0.005	<0.005		
5/28/2014				<0.005					<0.005
5/29/2014	<0.005								
11/17/2014		<0.005	<0.005				<0.005	<0.005	
11/18/2014					<0.005	0.0083			
11/19/2014									<0.005
11/20/2014				<0.005					
4/7/2015		<0.005	<0.005			<0.005	<0.005	<0.005	
4/14/2015	<0.005			<0.005	<0.005				
4/15/2015									<0.005
10/28/2015		<0.005	<0.005			0.023	<0.005	<0.005	
10/29/2015					<0.005				<0.005
11/3/2015	<0.005			<0.005					
11/4/2015									
6/23/2016	<0.005	<0.005	0.00029 (J)	<0.005	<0.005	0.0096			
6/24/2016							0.0014	<0.005	<0.005
8/30/2016		<0.005			<0.005				
8/31/2016	<0.005		<0.005			0.017			
9/1/2016							0.0014	<0.005	<0.005
9/2/2016				0.0005 (J)					
10/24/2016					<0.005				
10/25/2016	<0.005	<0.005	<0.005			0.0257	0.0015 (J)	<0.005	
10/26/2016				<0.005					<0.005
1/23/2017					<0.005				
1/24/2017	<0.005	<0.005				0.0097			
1/26/2017			<0.005	<0.005			0.00071 (J)	<0.005	
1/27/2017									<0.005
4/11/2017	<0.005	<0.005			<0.005	0.0079	0.0011 (J)	<0.005	
4/12/2017			<0.005	<0.005					<0.005
6/20/2017	<0.005	<0.005							
6/21/2017				<0.005	0.00025 (J)	0.019	0.00075 (J)	<0.005	<0.005
6/22/2017			<0.005						
10/25/2017	0.00032 (J)	0.00027 (J)	<0.005		0.00027 (J)	0.022			<0.005
10/26/2017				0.0004 (J)			0.0012 (J)	<0.005	
4/9/2018						0.0063			
4/10/2018	<0.005	<0.005	<0.005	0.00044 (J)	0.00033 (J)		0.0013	<0.005	
4/11/2018									<0.005
10/16/2018	<0.005	<0.005			<0.005	0.021	0.00072 (J)		
10/17/2018			<0.005	<0.005				<0.005	<0.005
3/26/2019						0.015			
3/27/2019	<0.005	<0.005		<0.005	<0.005				<0.005

ND substitution: RL or RL/2 if <15% NDs.

Prediction Limit

Constituent: Selenium (mg/L) Analysis Run 10/19/2023 9:07 AM View: Pl's App I

Plant Arkwright Client: Southern Company Data: Arkwright No 3

	ARGWA-3 (bg)	ARGWA-5 (bg)	ARGWC-7	ARGWC-15	ARGWA-12 (bg)	ARGWA-13 (bg)	ARGWC-16	ARGWC-17	ARGWC-18
3/28/2019			<0.005				0.0017	<0.005	
8/19/2019						0.034			
8/20/2019	<0.005	<0.005			<0.005		<0.005		
8/21/2019			<0.005	<0.005				<0.005	<0.005
10/7/2019									
10/8/2019	<0.005	<0.005		<0.005	<0.005	0.03			
10/9/2019			<0.005				0.0018 (J)	<0.005	<0.005
4/6/2020									
4/7/2020	<0.005	<0.005			<0.005	0.0094			
4/8/2020			<0.005	<0.005			0.0022 (J)	<0.005	
4/9/2020									<0.005
8/18/2020	<0.005	<0.005	<0.005		<0.005	0.019		<0.005	
8/19/2020				<0.005			0.0029 (J)		
8/20/2020									<0.005
9/29/2020	<0.005	<0.005	<0.005	<0.005	<0.005	0.021	0.0025 (J)	<0.005	
9/30/2020									<0.005
10/1/2020									
2/9/2021	<0.005	<0.005		<0.005	<0.005	0.019	0.0019 (J)	<0.005	
2/10/2021			<0.005						<0.005
2/11/2021									
9/7/2021					<0.005	0.032			
9/8/2021	<0.005	<0.005		<0.005			0.0024 (J)	<0.005	
9/9/2021									<0.005
9/10/2021			0.0028 (J)						
2/1/2022	<0.005	<0.005			<0.005	0.013			
2/2/2022								0.00076 (J)	
2/3/2022			<0.005	<0.005			0.0032 (J)		<0.005
8/30/2022		<0.005			<0.005				
8/31/2022	<0.005		<0.005	<0.005		0.0259	0.00287 (J)		
9/2/2022								<0.005	<0.005
2/2/2023			<0.005		<0.005		0.00466 (J)		<0.005
2/3/2023	<0.005	<0.005		<0.005		0.00739		<0.005	
2/7/2023									
8/9/2023	<0.005				<0.005	0.0279		0.00231 (J)	
8/10/2023		<0.005	<0.005	<0.005			0.00421 (J)		<0.005

Prediction Limit

Constituent: Selenium (mg/L) Analysis Run 10/19/2023 9:07 AM View: Pl's App I

Plant Arkwright Client: Southern Company Data: Arkwright No 3

	ARGWC-9	ARGWC-10	ARGWC-8	ARGWA-14 (bg)
12/16/1997				
6/30/1998				
12/2/1998				
6/8/1999				
12/7/1999				
6/15/2000				
12/12/2000				
12/5/2001				
6/26/2002				
12/3/2002				
6/11/2003				
12/10/2003				
6/15/2004				
12/14/2004				
6/2/2005				
12/14/2005				
4/5/2006				
10/30/2006				
5/10/2007				
11/17/2007				
5/2/2008				
5/3/2008				
10/22/2008				
5/5/2009				
5/6/2009				
5/7/2009				
5/12/2009				
5/13/2009	0.0049	0.005		
5/14/2009			0.0035	
12/1/2009				
12/3/2009	0.0045	0.0057	<0.005	
12/4/2009				
12/5/2009				
5/25/2010				
5/26/2010	<0.005	<0.005	<0.005	
6/1/2010				
6/2/2010				<0.005
11/9/2010	<0.005	<0.005	<0.005	
11/10/2010				<0.005
5/18/2011			<0.005	
5/19/2011	<0.005	<0.005		<0.005
5/24/2011				
5/25/2011				
11/9/2011				<0.005
11/10/2011				
11/11/2011	<0.005	<0.005	<0.005	
11/12/2011				
5/17/2012	<0.005	<0.005	<0.005	
5/18/2012				
5/30/2012				<0.005
5/31/2012				
11/9/2012	<0.005	<0.005	<0.005	

ND substitution: RL or RL/2 if <15% NDs.

Prediction Limit

Constituent: Selenium (mg/L) Analysis Run 10/19/2023 9:07 AM View: Pl's App I

Plant Arkwright Client: Southern Company Data: Arkwright No 3

	ARGWC-9	ARGWC-10	ARGWC-8	ARGWA-14 (bg)
11/10/2012				
11/11/2012				<0.005
5/7/2013	<0.005	<0.005	<0.005	
5/8/2013				
5/9/2013				<0.005
5/13/2013				
11/5/2013			<0.005	
11/6/2013	<0.005	<0.005		
11/11/2013				<0.005
11/12/2013				
5/20/2014		<0.005		
5/21/2014	<0.005		<0.005	
5/28/2014				
5/29/2014				<0.005
11/17/2014				
11/18/2014	<0.005	<0.005	<0.005	
11/19/2014				<0.005
11/20/2014				
4/7/2015	<0.005	<0.005	<0.005	
4/14/2015				<0.005
4/15/2015				
10/28/2015	<0.005	<0.005	<0.005	
10/29/2015				
11/3/2015				
11/4/2015				<0.005
6/23/2016	<0.005	<0.005	<0.005	<0.005
6/24/2016				
8/30/2016				
8/31/2016	0.00024 (J)		<0.005	0.00077 (J)
9/1/2016		<0.005		
9/2/2016				
10/24/2016				
10/25/2016	<0.005	<0.005		<0.005
10/26/2016			<0.005	
1/23/2017				0.00037 (J)
1/24/2017				
1/26/2017	<0.005		<0.005	
1/27/2017		<0.005		
4/11/2017				<0.005
4/12/2017	<0.005	<0.005	<0.005	
6/20/2017				0.00044 (J)
6/21/2017			<0.005	
6/22/2017	<0.005	<0.005		
10/25/2017	0.00029 (J)			0.00038 (J)
10/26/2017		<0.005	<0.005	
4/9/2018				<0.005
4/10/2018				
4/11/2018	<0.005	<0.005	<0.005	
10/16/2018				<0.005
10/17/2018	<0.005	<0.005	<0.005	
3/26/2019				
3/27/2019				<0.005

ND substitution: RL or RL/2 if <15% NDs.

Prediction Limit

Constituent: Selenium (mg/L) Analysis Run 10/19/2023 9:07 AM View: Pl's App I

Plant Arkwright Client: Southern Company Data: Arkwright No 3

	ARGWC-9	ARGWC-10	ARGWC-8	ARGWA-14 (bg)
3/28/2019	<0.005	<0.005	<0.005	
8/19/2019				
8/20/2019				
8/21/2019	<0.005	<0.005	<0.005	<0.005
10/7/2019				<0.005
10/8/2019				
10/9/2019	<0.005	<0.005	<0.005	
4/6/2020				<0.005
4/7/2020				
4/8/2020		<0.005		
4/9/2020	<0.005		<0.005	
8/18/2020				
8/19/2020	<0.005	<0.005		<0.005
8/20/2020			<0.005	
9/29/2020				<0.005
9/30/2020				
10/1/2020	<0.005	<0.005	<0.005	
2/9/2021		<0.005		
2/10/2021	<0.005		<0.005	
2/11/2021				<0.005
9/7/2021				
9/8/2021				<0.005
9/9/2021	<0.005		<0.005	
9/10/2021		0.0017 (J)		
2/1/2022				
2/2/2022	<0.005	<0.005	<0.005	<0.005
2/3/2022				
8/30/2022				
8/31/2022	<0.005	<0.005	<0.005	<0.005
9/2/2022				
2/2/2023	<0.005	<0.005	<0.005	
2/3/2023				
2/7/2023				<0.005
8/9/2023		<0.005		
8/10/2023	<0.005		<0.005	<0.005

Prediction Limit

Constituent: Silver (mg/L) Analysis Run 10/19/2023 9:07 AM View: Pl's App I

Plant Arkwright Client: Southern Company Data: Arkwright No 3

	ARGWA-5 (bg)	ARGWA-3 (bg)	ARGWC-7	ARGWC-15	ARGWA-12 (bg)	ARGWA-13 (bg)	ARGWC-17	ARGWC-16	ARGWC-18
12/16/1997	<0.001	0.035 (o)							
6/30/1998	<0.001	<0.001							
12/2/1998	<0.001	<0.001							
6/8/1999	<0.001	<0.001							
12/7/1999	<0.001	<0.001							
6/15/2000	<0.001	<0.001							
12/12/2000	<0.001	0.0051							
12/5/2001	<0.001	<0.001							
6/26/2002	<0.001	<0.001							
12/3/2002	<0.001	<0.001							
6/11/2003	<0.001	<0.001							
12/10/2003	0.002 (o)	0.003							
6/15/2004	<0.001	<0.001							
12/14/2004	<0.001	<0.001							
6/2/2005	<0.001	<0.001							
12/14/2005	<0.001	<0.001	<0.001						
4/5/2006	<0.001	<0.001	<0.001						
10/30/2006	<0.001	0.002	<0.001						
5/10/2007	<0.001	0.0017	0.0011						
11/17/2007	<0.001	<0.001	<0.001						
5/2/2008			<0.001						
5/3/2008	<0.001	<0.001							
10/22/2008	<0.001	<0.001	<0.001						
5/5/2009				<0.001					
5/6/2009	<0.001				<0.001				
5/7/2009		<0.001				<0.001			
5/12/2009							0.0011	0.0011	<0.001
5/13/2009									
5/14/2009			<0.001						
12/1/2009	<0.001		<0.001						
12/3/2009					<0.001	<0.001			
12/4/2009		<0.001		0.00098			0.0014		0.0008
12/5/2009								0.0004	
5/25/2010	<0.001				<0.001	<0.001	<0.001		<0.001
5/26/2010			<0.001					<0.001	
6/1/2010		<0.001		<0.001					
6/2/2010									
11/9/2010	<0.001				<0.001		<0.001	<0.001	
11/10/2010		<0.001	<0.001	<0.001		<0.001			<0.001
5/19/2011									<0.001
5/24/2011	<0.001				<0.001		<0.001	<0.001	
5/25/2011		<0.001	<0.001	<0.001		<0.001			
5/17/2012			<0.001						<0.001
5/18/2012	<0.001				0.0001 (J)				
5/30/2012						<0.001	<0.001	<0.001	
5/31/2012		<0.001		<0.001					
11/9/2012	<0.001		<0.001		<0.001	<0.001	<0.001	<0.001	
11/10/2012				<0.001					<0.001
11/11/2012		<0.001							
5/7/2013									<0.001
5/8/2013	<0.001		<0.001		<0.001		<0.001		
5/9/2013						<0.001			

ND substitution: RL or RL/2 if <15% NDs.

Prediction Limit

Constituent: Silver (mg/L) Analysis Run 10/19/2023 9:07 AM View: Pl's App I

Plant Arkwright Client: Southern Company Data: Arkwright No 3

	ARGWA-5 (bg)	ARGWA-3 (bg)	ARGWC-7	ARGWC-15	ARGWA-12 (bg)	ARGWA-13 (bg)	ARGWC-17	ARGWC-16	ARGWC-18
5/13/2013		<0.001		<0.001				<0.001	
11/5/2013			<0.001						<0.001
11/6/2013	<0.001				<0.001		<0.001	<0.001	
11/11/2013						<0.001			
11/12/2013		<0.001		<0.001					
5/20/2014	<0.001				<0.001		<0.001		
5/21/2014			<0.001			<0.001		<0.001	
5/28/2014				<0.001					<0.001
5/29/2014		<0.001							
11/17/2014	<0.001		<0.001				<0.001	<0.001	
11/18/2014					<0.001	<0.001			
11/19/2014									<0.001
11/20/2014				<0.001					
4/7/2015	<0.001		<0.001			<0.001	<0.001	<0.001	
4/14/2015		<0.001		<0.001	<0.001				
4/15/2015									<0.001
10/28/2015	<0.001		<0.001			<0.001	<0.001	<0.001	
10/29/2015					<0.001				<0.001
11/3/2015		<0.001		<0.001					
11/4/2015									
6/23/2016	<0.001	<0.001	<0.001	<0.001	<0.001	<0.001			
6/24/2016							<0.001	<0.001	<0.001
10/24/2016					<0.001				
10/25/2016	<0.001	<0.001	<0.001			<0.001	<0.001	<0.001	
10/26/2016				<0.001					<0.001
4/11/2017	<0.001	<0.001			<0.001	<0.001	<0.001	<0.001	
4/12/2017			<0.001	<0.001					<0.001
10/25/2017	<0.001	<0.001	<0.001		<0.001	0.00013 (J)			<0.001
10/26/2017				0.00037 (J)			<0.001	0.00026 (J)	
4/9/2018						<0.001			
4/10/2018	<0.001	<0.001	<0.001	<0.001	<0.001		<0.001	<0.001	
4/11/2018									<0.001
10/16/2018	<0.001	<0.001			<0.001	<0.001		<0.001	
10/17/2018			<0.001	<0.001			<0.001		<0.001
3/26/2019						<0.001			
3/27/2019	<0.001	<0.001		<0.001	<0.001				<0.001
3/28/2019			<0.001				<0.001	<0.001	
10/7/2019									
10/8/2019	0.0003 (J)	0.00019 (J)		0.00018 (J)	<0.001	0.00047 (J)			
10/9/2019			<0.001				<0.001	<0.001	<0.001
4/6/2020									
4/7/2020	<0.001	<0.001			<0.001	<0.001			
4/8/2020			<0.001	<0.001			<0.001	<0.001	
4/9/2020									<0.001
9/29/2020	<0.001	<0.001	<0.001	<0.001	<0.001	<0.001	<0.001	<0.001	
9/30/2020									<0.001
10/1/2020									
2/9/2021	<0.001	<0.001		<0.001	<0.001	<0.001	<0.001	<0.001	
2/10/2021			<0.001						<0.001
2/11/2021									
9/7/2021					<0.001	<0.001			
9/8/2021	<0.001	<0.001		<0.001			<0.001	<0.001	

ND substitution: RL or RL/2 if <15% NDs.

Prediction Limit

Constituent: Silver (mg/L) Analysis Run 10/19/2023 9:07 AM View: Pl's App I

Plant Arkwright Client: Southern Company Data: Arkwright No 3

	ARGWA-5 (bg)	ARGWA-3 (bg)	ARGWC-7	ARGWC-15	ARGWA-12 (bg)	ARGWA-13 (bg)	ARGWC-17	ARGWC-16	ARGWC-18
9/9/2021									<0.001
9/10/2021			<0.001						
2/1/2022	<0.001	<0.001			<0.001	<0.001			
2/2/2022							<0.001		
2/3/2022			<0.001	<0.001				<0.001	<0.001
8/30/2022	<0.001				<0.001				
8/31/2022		<0.001	<0.001	<0.001		<0.001		<0.001	
9/2/2022							<0.001		<0.001
2/2/2023			<0.001		<0.001			<0.001	<0.001
2/3/2023	<0.001	<0.001		<0.001		<0.001	<0.001		
2/7/2023									
8/9/2023		<0.001			<0.001	<0.001	<0.001		
8/10/2023	<0.001		<0.001	<0.001				<0.001	<0.001

ND substitution: RL or RL/2 if <15% NDs.

Prediction Limit

Constituent: Silver (mg/L) Analysis Run 10/19/2023 9:07 AM View: Pl's App I

Plant Arkwright Client: Southern Company Data: Arkwright No 3

	ARGWC-10	ARGWC-9	ARGWA-14 (bg)
12/16/1997			
6/30/1998			
12/2/1998			
6/8/1999			
12/7/1999			
6/15/2000			
12/12/2000			
12/5/2001			
6/26/2002			
12/3/2002			
6/11/2003			
12/10/2003			
6/15/2004			
12/14/2004			
6/2/2005			
12/14/2005			
4/5/2006			
10/30/2006			
5/10/2007			
11/17/2007			
5/2/2008			
5/3/2008			
10/22/2008			
5/5/2009			
5/6/2009			
5/7/2009			
5/12/2009			
5/13/2009	0.0009	0.0024 (o)	
5/14/2009			
12/1/2009			
12/3/2009	0.00083	0.0007	
12/4/2009			
12/5/2009			
5/25/2010			
5/26/2010	<0.001	<0.001	
6/1/2010			
6/2/2010			<0.001
11/9/2010	<0.001	<0.001	
11/10/2010			<0.001
5/19/2011	<0.001	<0.001	<0.001
5/24/2011			
5/25/2011			
5/17/2012	<0.001	<0.001	
5/18/2012			
5/30/2012			<0.001
5/31/2012			
11/9/2012	<0.001	<0.001	
11/10/2012			
11/11/2012			<0.001
5/7/2013	<0.001	<0.001	
5/8/2013			
5/9/2013			<0.001

ND substitution: RL or RL/2 if <15% NDs.

Prediction Limit

Constituent: Silver (mg/L) Analysis Run 10/19/2023 9:07 AM View: Pl's App I

Plant Arkwright Client: Southern Company Data: Arkwright No 3

	ARGWC-10	ARGWC-9	ARGWA-14 (bg)
5/13/2013			
11/5/2013			
11/6/2013	<0.001	<0.001	
11/11/2013			<0.001
11/12/2013			
5/20/2014	<0.001		
5/21/2014		<0.001	
5/28/2014			
5/29/2014			<0.001
11/17/2014			
11/18/2014	<0.001	<0.001	
11/19/2014			<0.001
11/20/2014			
4/7/2015	<0.001	<0.001	
4/14/2015			<0.001
4/15/2015			
10/28/2015	<0.001	<0.001	
10/29/2015			
11/3/2015			
11/4/2015			<0.001
6/23/2016	<0.001	<0.001	<0.001
6/24/2016			
10/24/2016			
10/25/2016	<0.001	<0.001	<0.001
10/26/2016			
4/11/2017			<0.001
4/12/2017	<0.001	<0.001	
10/25/2017		<0.001	<0.001
10/26/2017	<0.001		
4/9/2018			<0.001
4/10/2018			
4/11/2018	<0.001	<0.001	
10/16/2018			<0.001
10/17/2018	<0.001	<0.001	
3/26/2019			
3/27/2019			<0.001
3/28/2019	<0.001	<0.001	
10/7/2019			0.00022 (J)
10/8/2019			
10/9/2019	<0.001	<0.001	
4/6/2020			<0.001
4/7/2020			
4/8/2020	<0.001		
4/9/2020		<0.001	
9/29/2020			<0.001
9/30/2020			
10/1/2020	<0.001	<0.001	
2/9/2021	<0.001		
2/10/2021		<0.001	
2/11/2021			<0.001
9/7/2021			
9/8/2021			<0.001

ND substitution: RL or RL/2 if <15% NDs.

Prediction Limit

Constituent: Silver (mg/L) Analysis Run 10/19/2023 9:07 AM View: Pl's App I

Plant Arkwright Client: Southern Company Data: Arkwright No 3

	ARGWC-10	ARGWC-9	ARGWA-14 (bg)
9/9/2021		<0.001	
9/10/2021	<0.001		
2/1/2022			
2/2/2022	<0.001	<0.001	<0.001
2/3/2022			
8/30/2022			
8/31/2022	<0.001	<0.001	<0.001
9/2/2022			
2/2/2023	<0.001	<0.001	
2/3/2023			
2/7/2023			<0.001
8/9/2023	<0.001		
8/10/2023		<0.001	<0.001

FIGURE E.

Interwell Prediction Limit - Singificant Results

Plant Arkwright Client: Southern Company Data: Arkwright No 3 Printed 10/13/2023, 1:38 PM

Constituent	Well	Upper Lim.	Lower Lim.	Date	Observ.	Sig.	Bg N	Bg Mean	Std. Dev.	%NDs	ND Adj.	Transform	Alpha	Method
Boron (mg/L)	**ARGWC-18**	**1.06**	**n/a**	**8/10/2023**	**2.54**	**Yes**	**102**	**n/a**	**n/a**	**47.06**	**n/a**	**n/a**	**0.000187**	**NP Inter (normality) 1 of 2**
pH (SU)	**ARGWC-16**	**7.04**	**5.53**	**8/10/2023**	**5.15**	**Yes**	**111**	**n/a**	**n/a**	**0**	**n/a**	**n/a**	**0.0003218**	**NP Inter (normality) 1 of 2**
pH (SU)	**ARGWC-17**	**7.04**	**5.53**	**8/9/2023**	**4.99**	**Yes**	**111**	**n/a**	**n/a**	**0**	**n/a**	**n/a**	**0.0003218**	**NP Inter (normality) 1 of 2**

Interwell Prediction Limit Appendix III - All Results

Plant Arkwright Client: Southern Company Data: Arkwright No 3 Printed 10/19/2023, 9:09 AM

Constituent	Well	Upper Lim.	Lower Lim.	Date	Observ.	Sig.	Bg N	Bg Mean	Std. Dev.	%NDs	ND Adj.	Transform	Alpha	Method
Boron (mg/L)	ARGWC-10	1.06	n/a	8/9/2023	0.015ND	No	102	n/a	n/a	47.06	n/a	n/a	0.000187	NP Inter (normality) 1 of 2
Boron (mg/L)	ARGWC-15	1.06	n/a	8/10/2023	0.00806J	No	102	n/a	n/a	47.06	n/a	n/a	0.000187	NP Inter (normality) 1 of 2
Boron (mg/L)	ARGWC-16	1.06	n/a	8/10/2023	0.224	No	102	n/a	n/a	47.06	n/a	n/a	0.000187	NP Inter (normality) 1 of 2
Boron (mg/L)	ARGWC-17	1.06	n/a	8/9/2023	0.0534	No	102	n/a	n/a	47.06	n/a	n/a	0.000187	NP Inter (normality) 1 of 2
Boron (mg/L)	**ARGWC-18**	**1.06**	**n/a**	**8/10/2023**	**2.54**	**Yes**	**102**	**n/a**	**n/a**	**47.06**	**n/a**	**n/a**	**0.000187**	**NP Inter (normality) 1 of 2**
Boron (mg/L)	ARGWC-7	1.06	n/a	8/10/2023	0.116	No	102	n/a	n/a	47.06	n/a	n/a	0.000187	NP Inter (normality) 1 of 2
Boron (mg/L)	ARGWC-8	1.06	n/a	8/10/2023	0.98	No	102	n/a	n/a	47.06	n/a	n/a	0.000187	NP Inter (normality) 1 of 2
Boron (mg/L)	ARGWC-9	1.06	n/a	8/10/2023	0.00623J	No	102	n/a	n/a	47.06	n/a	n/a	0.000187	NP Inter (normality) 1 of 2
Calcium (mg/L)	ARGWC-10	190	n/a	8/9/2023	7.85	No	102	n/a	n/a	0	n/a	n/a	0.000187	NP Inter (normality) 1 of 2
Calcium (mg/L)	ARGWC-15	190	n/a	8/10/2023	30.9	No	102	n/a	n/a	0	n/a	n/a	0.000187	NP Inter (normality) 1 of 2
Calcium (mg/L)	ARGWC-16	190	n/a	8/10/2023	63.4	No	102	n/a	n/a	0	n/a	n/a	0.000187	NP Inter (normality) 1 of 2
Calcium (mg/L)	ARGWC-17	190	n/a	8/9/2023	37.4	No	102	n/a	n/a	0	n/a	n/a	0.000187	NP Inter (normality) 1 of 2
Calcium (mg/L)	ARGWC-18	190	n/a	8/10/2023	52.1	No	102	n/a	n/a	0	n/a	n/a	0.000187	NP Inter (normality) 1 of 2
Calcium (mg/L)	ARGWC-7	190	n/a	8/10/2023	9.75	No	102	n/a	n/a	0	n/a	n/a	0.000187	NP Inter (normality) 1 of 2
Calcium (mg/L)	ARGWC-8	190	n/a	8/10/2023	44.9	No	102	n/a	n/a	0	n/a	n/a	0.000187	NP Inter (normality) 1 of 2
Calcium (mg/L)	ARGWC-9	190	n/a	8/10/2023	4.75	No	102	n/a	n/a	0	n/a	n/a	0.000187	NP Inter (normality) 1 of 2
Chloride (mg/L)	ARGWC-10	15.1	n/a	8/9/2023	4.11	No	210	n/a	n/a	0.4762	n/a	n/a	0.00004917	NP Inter (normality) 1 of 2
Chloride (mg/L)	ARGWC-15	15.1	n/a	8/10/2023	2.88	No	210	n/a	n/a	0.4762	n/a	n/a	0.00004917	NP Inter (normality) 1 of 2
Chloride (mg/L)	ARGWC-16	15.1	n/a	8/10/2023	5.85	No	210	n/a	n/a	0.4762	n/a	n/a	0.00004917	NP Inter (normality) 1 of 2
Chloride (mg/L)	ARGWC-17	15.1	n/a	8/9/2023	2.72	No	210	n/a	n/a	0.4762	n/a	n/a	0.00004917	NP Inter (normality) 1 of 2
Chloride (mg/L)	ARGWC-18	15.1	n/a	8/10/2023	6.62	No	210	n/a	n/a	0.4762	n/a	n/a	0.00004917	NP Inter (normality) 1 of 2
Chloride (mg/L)	ARGWC-7	15.1	n/a	8/10/2023	4.2	No	210	n/a	n/a	0.4762	n/a	n/a	0.00004917	NP Inter (normality) 1 of 2
Chloride (mg/L)	ARGWC-8	15.1	n/a	8/10/2023	5.45	No	210	n/a	n/a	0.4762	n/a	n/a	0.00004917	NP Inter (normality) 1 of 2
Chloride (mg/L)	ARGWC-9	15.1	n/a	8/10/2023	4.8	No	210	n/a	n/a	0.4762	n/a	n/a	0.00004917	NP Inter (normality) 1 of 2
Fluoride (mg/L)	ARGWC-10	0.53	n/a	8/9/2023	0.111	No	112	n/a	n/a	30.36	n/a	n/a	0.000158	NP Inter (normality) 1 of 2
Fluoride (mg/L)	ARGWC-15	0.53	n/a	8/10/2023	0.131	No	112	n/a	n/a	30.36	n/a	n/a	0.000158	NP Inter (normality) 1 of 2
Fluoride (mg/L)	ARGWC-16	0.53	n/a	8/10/2023	0.0335J	No	112	n/a	n/a	30.36	n/a	n/a	0.000158	NP Inter (normality) 1 of 2
Fluoride (mg/L)	ARGWC-17	0.53	n/a	8/9/2023	0.137	No	112	n/a	n/a	30.36	n/a	n/a	0.000158	NP Inter (normality) 1 of 2
Fluoride (mg/L)	ARGWC-18	0.53	n/a	8/10/2023	0.129	No	112	n/a	n/a	30.36	n/a	n/a	0.000158	NP Inter (normality) 1 of 2
Fluoride (mg/L)	ARGWC-7	0.53	n/a	8/10/2023	0.1ND	No	112	n/a	n/a	30.36	n/a	n/a	0.000158	NP Inter (normality) 1 of 2
Fluoride (mg/L)	ARGWC-8	0.53	n/a	8/10/2023	0.141	No	112	n/a	n/a	30.36	n/a	n/a	0.000158	NP Inter (normality) 1 of 2
Fluoride (mg/L)	ARGWC-9	0.53	n/a	8/10/2023	0.079J	No	112	n/a	n/a	30.36	n/a	n/a	0.000158	NP Inter (normality) 1 of 2
pH (SU)	ARGWC-10	7.04	5.53	8/9/2023	5.99	No	111	n/a	n/a	0	n/a	n/a	0.0003218	NP Inter (normality) 1 of 2
pH (SU)	ARGWC-15	7.04	5.53	8/10/2023	6.36	No	111	n/a	n/a	0	n/a	n/a	0.0003218	NP Inter (normality) 1 of 2
pH (SU)	**ARGWC-16**	**7.04**	**5.53**	**8/10/2023**	**5.15**	**Yes**	**111**	**n/a**	**n/a**	**0**	**n/a**	**n/a**	**0.0003218**	**NP Inter (normality) 1 of 2**
pH (SU)	**ARGWC-17**	**7.04**	**5.53**	**8/9/2023**	**4.99**	**Yes**	**111**	**n/a**	**n/a**	**0**	**n/a**	**n/a**	**0.0003218**	**NP Inter (normality) 1 of 2**
pH (SU)	ARGWC-18	7.04	5.53	8/10/2023	6.09	No	111	n/a	n/a	0	n/a	n/a	0.0003218	NP Inter (normality) 1 of 2
pH (SU)	ARGWC-7	7.04	5.53	8/10/2023	5.69	No	111	n/a	n/a	0	n/a	n/a	0.0003218	NP Inter (normality) 1 of 2
pH (SU)	ARGWC-8	7.04	5.53	8/10/2023	6.63	No	111	n/a	n/a	0	n/a	n/a	0.0003218	NP Inter (normality) 1 of 2
pH (SU)	ARGWC-9	7.04	5.53	8/10/2023	6.1	No	111	n/a	n/a	0	n/a	n/a	0.0003218	NP Inter (normality) 1 of 2
Sulfate (mg/L)	ARGWC-10	950	n/a	8/9/2023	0.541	No	218	n/a	n/a	16.51	n/a	n/a	0.00004917	NP Inter (normality) 1 of 2
Sulfate (mg/L)	ARGWC-15	950	n/a	8/10/2023	6.91	No	218	n/a	n/a	16.51	n/a	n/a	0.00004917	NP Inter (normality) 1 of 2
Sulfate (mg/L)	ARGWC-16	950	n/a	8/10/2023	328	No	218	n/a	n/a	16.51	n/a	n/a	0.00004917	NP Inter (normality) 1 of 2
Sulfate (mg/L)	ARGWC-17	950	n/a	8/9/2023	237	No	218	n/a	n/a	16.51	n/a	n/a	0.00004917	NP Inter (normality) 1 of 2
Sulfate (mg/L)	ARGWC-18	950	n/a	8/10/2023	194	No	218	n/a	n/a	16.51	n/a	n/a	0.00004917	NP Inter (normality) 1 of 2
Sulfate (mg/L)	ARGWC-7	950	n/a	8/10/2023	34.5	No	218	n/a	n/a	16.51	n/a	n/a	0.00004917	NP Inter (normality) 1 of 2
Sulfate (mg/L)	ARGWC-8	950	n/a	8/10/2023	52.3	No	218	n/a	n/a	16.51	n/a	n/a	0.00004917	NP Inter (normality) 1 of 2
Sulfate (mg/L)	ARGWC-9	950	n/a	8/10/2023	1.45	No	218	n/a	n/a	16.51	n/a	n/a	0.00004917	NP Inter (normality) 1 of 2
Total Dissolved Solids (mg/L)	ARGWC-10	1500	n/a	8/9/2023	72	No	97	n/a	n/a	0	n/a	n/a	0.000206	NP Inter (normality) 1 of 2
Total Dissolved Solids (mg/L)	ARGWC-15	1500	n/a	8/10/2023	142	No	97	n/a	n/a	0	n/a	n/a	0.000206	NP Inter (normality) 1 of 2
Total Dissolved Solids (mg/L)	ARGWC-16	1500	n/a	8/10/2023	537	No	97	n/a	n/a	0	n/a	n/a	0.000206	NP Inter (normality) 1 of 2
Total Dissolved Solids (mg/L)	ARGWC-17	1500	n/a	8/9/2023	360	No	97	n/a	n/a	0	n/a	n/a	0.000206	NP Inter (normality) 1 of 2
Total Dissolved Solids (mg/L)	ARGWC-18	1500	n/a	8/10/2023	444	No	97	n/a	n/a	0	n/a	n/a	0.000206	NP Inter (normality) 1 of 2
Total Dissolved Solids (mg/L)	ARGWC-7	1500	n/a	8/10/2023	101	No	97	n/a	n/a	0	n/a	n/a	0.000206	NP Inter (normality) 1 of 2
Total Dissolved Solids (mg/L)	ARGWC-8	1500	n/a	8/10/2023	234	No	97	n/a	n/a	0	n/a	n/a	0.000206	NP Inter (normality) 1 of 2
Total Dissolved Solids (mg/L)	ARGWC-9	1500	n/a	8/10/2023	50	No	97	n/a	n/a	0	n/a	n/a	0.000206	NP Inter (normality) 1 of 2

Sanitas™ v.10.0.06 Software licensed to Groundwater Stats Consulting. UG
Hollow symbols indicate censored values.

Exceeds Limit: ARGWC-18

Prediction Limit

Interwell Non-parametric

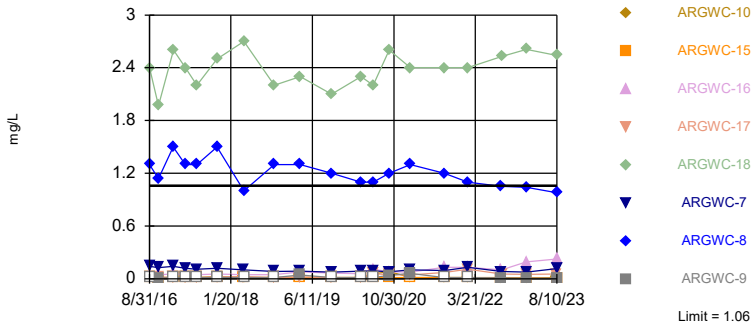

Non-parametric test used in lieu of parametric prediction limit because the Chi Squared normality test showed the data to be non-normal at the 0.01 alpha level. Limit is highest of 102 background values. 47.06% NDs. Annual per-constituent alpha = 0.002987. Individual comparison alpha = 0.000187 (1 of 2). Comparing 8 points to limit.

Constituent: Boron Analysis Run 10/13/2023 1:37 PM View: PI's App III
Plant Arkwright Client: Southern Company Data: Arkwright No 3

Sanitas™ v.10.0.06 Software licensed to Groundwater Stats Consulting. UG

Within Limit

Prediction Limit

Interwell Non-parametric

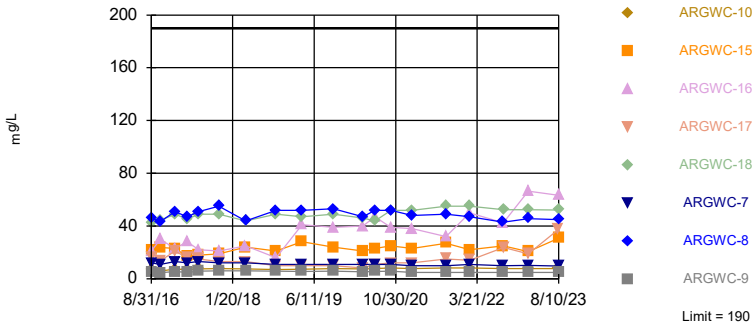

Non-parametric test used in lieu of parametric prediction limit because the Chi Squared normality test showed the data to be non-normal at the 0.01 alpha level. Limit is highest of 102 background values. Annual per-constituent alpha = 0.002987. Individual comparison alpha = 0.000187 (1 of 2). Comparing 8 points to limit.

Constituent: Calcium Analysis Run 10/13/2023 1:37 PM View: PI's App III
Plant Arkwright Client: Southern Company Data: Arkwright No 3

Sanitas™ v.10.0.06 Software licensed to Groundwater Stats Consulting. UG

Within Limit

Prediction Limit

Interwell Non-parametric

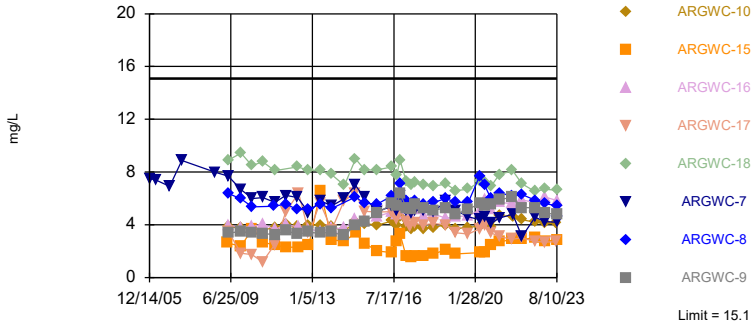

Non-parametric test used in lieu of parametric prediction limit because the Chi Squared normality test showed the data to be non-normal at the 0.01 alpha level. Limit is highest of 210 background values. 0.4762% NDs. Annual per-constituent alpha = 0.0007864. Individual comparison alpha = 0.00004917 (1 of 2). Comparing 8 points to limit.

Constituent: Chloride Analysis Run 10/13/2023 1:37 PM View: PI's App III
Plant Arkwright Client: Southern Company Data: Arkwright No 3

Sanitas™ v.10.0.06 Software licensed to Groundwater Stats Consulting. UG
Hollow symbols indicate censored values.

Within Limit

Prediction Limit

Interwell Non-parametric

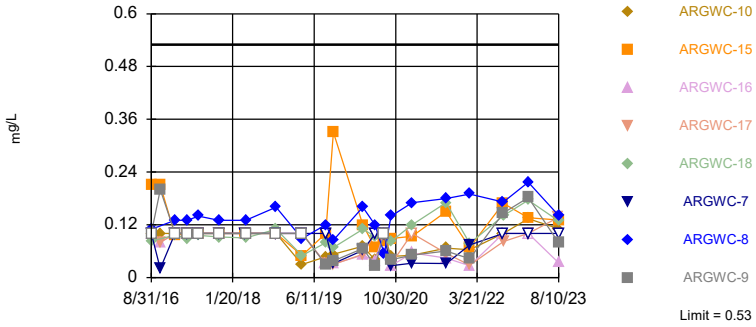

Non-parametric test used in lieu of parametric prediction limit because the Chi Squared normality test showed the data to be non-normal at the 0.01 alpha level. Limit is highest of 112 background values. 30.36% NDs. Annual per-constituent alpha = 0.002525. Individual comparison alpha = 0.000158 (1 of 2). Comparing 8 points to limit.

Constituent: Fluoride Analysis Run 10/13/2023 1:37 PM View: PI's App III
Plant Arkwright Client: Southern Company Data: Arkwright No 3

Sanitas™ v.10.0.06 Software licensed to Groundwater Stats Consulting. UG

Exceeds Limits: ARGWC-16, ARGWC-17

Prediction Limit

Interwell Non-parametric

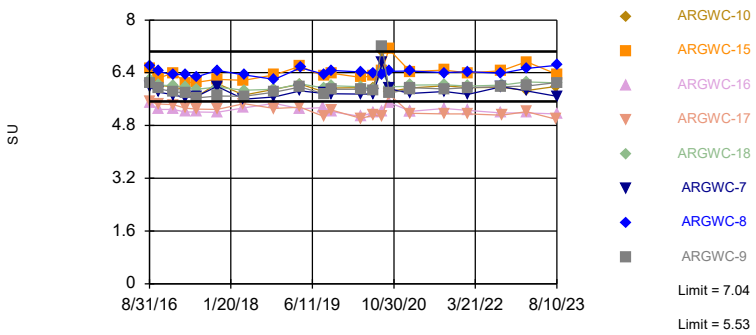

Non-parametric test used in lieu of parametric prediction limit because the Chi Squared normality test showed the data to be non-normal at the 0.01 alpha level. Limits are highest and lowest of 111 background values. Annual per-constituent alpha = 0.005142. Individual comparison alpha = 0.0003218 (1 of 2). Comparing 8 points to limit.

Constituent: pH Analysis Run 10/13/2023 1:37 PM View: Pl's App III

Plant Arkwright Client: Southern Company Data: Arkwright No 3

Sanitas™ v.10.0.06 Software licensed to Groundwater Stats Consulting. UG

Hollow symbols indicate censored values.

Within Limit

Prediction Limit

Interwell Non-parametric

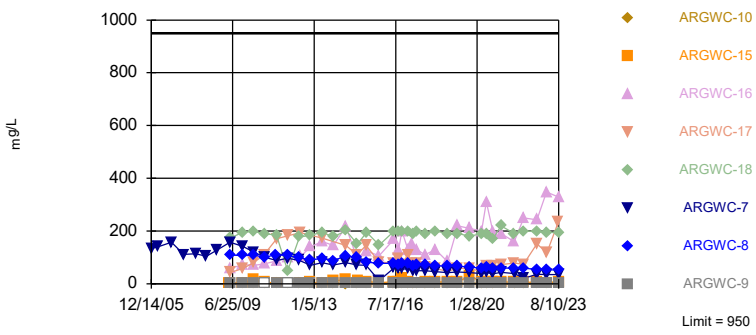

Non-parametric test used in lieu of parametric prediction limit because the Chi Squared normality test showed the data to be non-normal at the 0.01 alpha level. Limit is highest of 218 background values. 16.51% NDs. Annual per-constituent alpha = 0.0007864. Individual comparison alpha = 0.00004917 (1 of 2). Comparing 8 points to limit.

Constituent: Sulfate Analysis Run 10/13/2023 1:37 PM View: Pl's App III

Plant Arkwright Client: Southern Company Data: Arkwright No 3

Sanitas™ v.10.0.06 Software licensed to Groundwater Stats Consulting. UG

Within Limit

Prediction Limit

Interwell Non-parametric

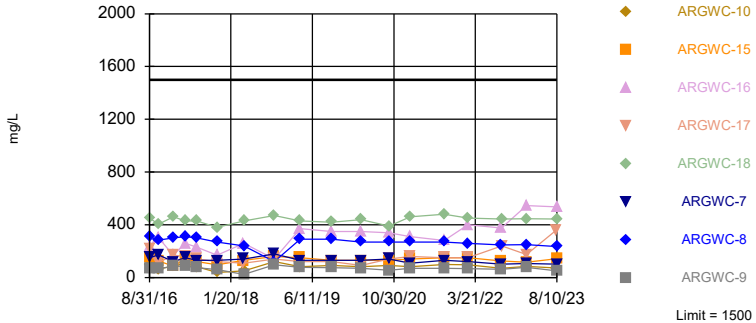

Non-parametric test used in lieu of parametric prediction limit because the Shapiro Francia normality test showed the data to be non-normal at the 0.01 alpha level. Limit is highest of 97 background values. Annual per-constituent alpha = 0.003291. Individual comparison alpha = 0.000206 (1 of 2). Comparing 8 points to limit.

Constituent: Total Dissolved Solids Analysis Run 10/13/2023 1:37 PM View: Pl's App III

Plant Arkwright Client: Southern Company Data: Arkwright No 3

Prediction Limit

Constituent: Boron (mg/L) Analysis Run 10/13/2023 1:38 PM View: PI's App III

Plant Arkwright Client: Southern Company Data: Arkwright No 3

	ARGWA-12 (bg)	ARGWA-5 (bg)	ARGWA-14 (bg)	ARGWC-8	ARGWC-7	ARGWC-9	ARGWA-13 (bg)	ARGWA-3 (bg)	ARGWC-16
8/30/2016	0.032 (J)	<0.015							
8/31/2016			0.04 (J)	1.3	0.14	<0.015	0.1	<0.015	
9/1/2016									0.049 (J)
9/2/2016									
10/24/2016	0.0406 (J)								
10/25/2016		0.0073 (J)	0.065 (J)		0.126	0.0071 (J)	0.204	0.0068 (J)	0.042 (J)
10/26/2016				1.14					
1/23/2017	0.023 (J)		0.031 (J)						
1/24/2017		<0.015					0.064	<0.015	
1/26/2017				1.5	0.14	<0.015			0.059
1/27/2017									
4/11/2017	0.025 (J)	<0.015	0.043 (J)				0.081	<0.015	0.045 (J)
4/12/2017				1.3	0.12	<0.015			
6/20/2017		<0.015	0.029 (J)					<0.015	
6/21/2017	<0.015			1.3			0.13		0.045 (J)
6/22/2017					0.11	<0.015			
10/25/2017	0.028 (J)	<0.015	0.041 (J)		0.12	<0.015	0.17	<0.015	
10/26/2017				1.5					0.054
4/9/2018			0.04 (J)				0.059		
4/10/2018	0.027 (J)	<0.015			0.1			<0.015	0.048 (J)
4/11/2018				1		<0.015			
10/16/2018	0.023 (J)	<0.015	0.046 (J)				0.34	<0.015	0.048 (J)
10/17/2018				1.3	0.084	<0.015			
3/26/2019							0.32		
3/27/2019	<0.015	<0.015	0.032 (J)					<0.015	
3/28/2019				1.3	0.087	0.044 (J)			0.08
10/7/2019			<0.015						
10/8/2019	<0.015	<0.015					0.68	<0.015	
10/9/2019				1.2	0.076 (J)	<0.015			0.065 (J)
4/6/2020			0.041 (J)						
4/7/2020	<0.015	<0.015					0.23	<0.015	
4/8/2020					0.086				0.059 (J)
4/9/2020				1.1		<0.015			
6/23/2020				1.1					
6/24/2020									0.11
6/25/2020		<0.015	<0.015		0.091		0.32	<0.015	
6/26/2020	<0.015					<0.015			
9/29/2020	<0.015	<0.015	0.039 (J)		0.078 (J)		0.35	<0.015	0.081
9/30/2020									
10/1/2020				1.2		0.041 (J)			
12/1/2020									
2/9/2021	<0.015	<0.015					0.38	<0.015	0.076 (J)
2/10/2021				1.3	0.1	0.06 (J)			
2/11/2021			0.062 (J)						
9/7/2021	<0.015						0.96		
9/8/2021		<0.015	<0.015					<0.015	0.13
9/9/2021				1.2		<0.015			
9/10/2021					0.093				
2/1/2022	<0.015	<0.015					0.3	<0.015	
2/2/2022			<0.015	1.1		<0.015			
2/3/2022					0.13				0.13
8/30/2022	0.0214	0.00855							

ND substitution: RL or RL/2 if <15% NDs.

Prediction Limit

Constituent: Boron (mg/L) Analysis Run 10/13/2023 1:38 PM View: PI's App III

Plant Arkwright Client: Southern Company Data: Arkwright No 3

	ARGWA-12 (bg)	ARGWA-5 (bg)	ARGWA-14 (bg)	ARGWC-8	ARGWC-7	ARGWC-9	ARGWA-13 (bg)	ARGWA-3 (bg)	ARGWC-16
8/31/2022			0.0356	1.05	0.0815	0.00885	0.933	0.00589	0.101
9/2/2022									
2/2/2023	0.0179			1.04	0.0773	0.00794 (J)			0.194
2/3/2023		0.0066 (J)					0.26	<0.015	
2/7/2023			0.0145 (J)						
8/9/2023	0.0235						1.06	0.00594 (J)	
8/10/2023		0.0139 (J)	0.0372	0.98	0.116	0.00623 (J)			0.224

ND substitution: RL or RL/2 if <15% NDs.

Prediction Limit

Constituent: Boron (mg/L) Analysis Run 10/13/2023 1:39 PM View: PI's App III

Plant Arkwright Client: Southern Company Data: Arkwright No 3

	ARGWC-18	ARGWC-10	ARGWC-17	ARGWC-15	ARGWA-24 (bg)
8/30/2016					
8/31/2016					
9/1/2016	2.4	<0.015	0.022 (J)		
9/2/2016				<0.015	
10/24/2016					
10/25/2016		<0.015	0.0219 (J)		
10/26/2016	1.97			0.0138 (J)	
1/23/2017					
1/24/2017					
1/26/2017			<0.015	<0.015	
1/27/2017	2.6	<0.015			
4/11/2017			<0.015		
4/12/2017	2.4	<0.015		<0.015	
6/20/2017					
6/21/2017	2.2		<0.015	<0.015	
6/22/2017		<0.015			
10/25/2017	2.5				
10/26/2017		0.026 (J)	0.023 (J)	<0.015	
4/9/2018					
4/10/2018			0.026 (J)	<0.015	
4/11/2018	2.7	<0.015			
10/16/2018					
10/17/2018	2.2	<0.015	<0.015	<0.015	
3/26/2019					
3/27/2019	2.3			<0.015	
3/28/2019		<0.015	0.022 (J)		
10/7/2019					
10/8/2019				<0.015	
10/9/2019	2.1	<0.015	<0.015		
4/6/2020					
4/7/2020					
4/8/2020		<0.015	<0.015	<0.015	
4/9/2020	2.3				
6/23/2020		0.053 (J)			
6/24/2020	2.2		0.059 (J)		
6/25/2020				<0.015	
6/26/2020					
9/29/2020			0.045 (J)	<0.015	
9/30/2020	2.6				
10/1/2020		0.082			
12/1/2020					<0.015
2/9/2021		<0.015	0.042 (J)	<0.015	<0.015
2/10/2021	2.4				
2/11/2021					
9/7/2021					
9/8/2021			0.074 (J)	<0.015	<0.015
9/9/2021	2.4				
9/10/2021		<0.015			
2/1/2022					<0.015
2/2/2022		<0.015	0.11		
2/3/2022	2.4			<0.015	
8/30/2022					

ND substitution: RL or RL/2 if <15% NDs.

Prediction Limit

Constituent: Boron (mg/L) Analysis Run 10/13/2023 1:39 PM View: PI's App III

Plant Arkwright Client: Southern Company Data: Arkwright No 3

	ARGWC-18	ARGWC-10	ARGWC-17	ARGWC-15	ARGWA-24 (bg)
8/31/2022		0.00863		0.0137	0.0151
9/2/2022	2.53		0.0555		
2/2/2023	2.61	0.00561 (J)			0.014 (J)
2/3/2023			0.051	0.0113 (J)	
2/7/2023					
8/9/2023		<0.015	0.0534		0.0117 (J)
8/10/2023	2.54			0.00806 (J)	

ND substitution: RL or RL/2 if <15% NDs.

Prediction Limit

Constituent: Calcium (mg/L) Analysis Run 10/13/2023 1:39 PM View: PI's App III

Plant Arkwright Client: Southern Company Data: Arkwright No 3

	ARGWA-12 (bg)	ARGWA-5 (bg)	ARGWA-14 (bg)	ARGWC-8	ARGWC-7	ARGWC-9	ARGWA-13 (bg)	ARGWA-3 (bg)	ARGWC-16
8/30/2016	11	5.1							
8/31/2016			31	46	12	5.2	110	5.4	
9/1/2016									21
9/2/2016									
10/24/2016	10.4								
10/25/2016		4.76	38.5		10.9	4.64	150	4.47	29.8
10/26/2016				43.3					
1/23/2017	12		25						
1/24/2017		5.6					78	5.8	
1/26/2017				51	13	5.5			23
1/27/2017									
4/11/2017	12	4.7	33				78	5.3	28
4/12/2017				47	12	4.9			
6/20/2017		5.4	34					5.8	
6/21/2017	12			51			110		22
6/22/2017					13	5.8			
10/25/2017	13	6	28		12	6.1	120	5.9	
10/26/2017				55					21
4/9/2018			30				49		
4/10/2018	13	5.3			12			5.9	25
4/11/2018				44		6			
10/16/2018	12	5.6	41				110	5.8	16
10/17/2018				52	11	5.8			
3/26/2019							95		
3/27/2019	11	4.5	42					5.4	
3/28/2019				52	11	5.6			41
10/7/2019			36						
10/8/2019	13	5.9					190	6	
10/9/2019				53	11	5.7			39
4/6/2020			43						
4/7/2020	12	4					61	5.5	
4/8/2020					11				40
4/9/2020				47		5.3			
6/23/2020				52					
6/24/2020									47
6/25/2020		6.1	27		11		100	5.7	
6/26/2020	15					5.6			
9/29/2020	14	6.6	29		11		120	5.9	39
9/30/2020									
10/1/2020				52		5.7			
12/1/2020									
2/9/2021	14	6.2					110	5.8	38
2/10/2021				48	9.9	4.8			
2/11/2021			40						
9/7/2021	14						190		
9/8/2021		7.3	24					5.8	32
9/9/2021				49		4.7			
9/10/2021					10				
2/1/2022	12	6.5					73	5.4	
2/2/2022			48	47		4.7			
2/3/2022					11				50
8/30/2022	14.2	9.56 (J)							

Prediction Limit

Constituent: Calcium (mg/L) Analysis Run 10/13/2023 1:39 PM View: PI's App III

Plant Arkwright Client: Southern Company Data: Arkwright No 3

	ARGWA-12 (bg)	ARGWA-5 (bg)	ARGWA-14 (bg)	ARGWC-8	ARGWC-7	ARGWC-9	ARGWA-13 (bg)	ARGWA-3 (bg)	ARGWC-16
8/31/2022			41.6	43	9.99	4.77	165	5.91	42.4
9/2/2022									
2/2/2023	14.9			45.7	10.2	4.88			66.5
2/3/2023		10.4					49	5.79	
2/7/2023			19.1						
8/9/2023	16						186	5.96	
8/10/2023		12.6	49.5	44.9	9.75	4.75			63.4

Prediction Limit

Constituent: Calcium (mg/L) Analysis Run 10/13/2023 1:39 PM View: PI's App III

Plant Arkwright Client: Southern Company Data: Arkwright No 3

	ARGWC-18	ARGWC-10	ARGWC-17	ARGWC-15	ARGWA-24 (bg)
8/30/2016					
8/31/2016					
9/1/2016	42	6.6	16		
9/2/2016				22	
10/24/2016					
10/25/2016		5.89	13.5		
10/26/2016	44.3			23.7	
1/23/2017					
1/24/2017					
1/26/2017			21	23	
1/27/2017	49	7.4			
4/11/2017			16		
4/12/2017	45	6.7		17	
6/20/2017					
6/21/2017	49		15	18	
6/22/2017		7.5			
10/25/2017	49				
10/26/2017		7.8	13	19	
4/9/2018					
4/10/2018			13	24	
4/11/2018	44	7.4			
10/16/2018					
10/17/2018	49	7.1	10	21	
3/26/2019					
3/27/2019	47			28	
3/28/2019		7.3	10		
10/7/2019					
10/8/2019				24	
10/9/2019	49	7.7	10		
4/6/2020					
4/7/2020					
4/8/2020		7.5	8.3	21	
4/9/2020	46				
6/23/2020		7.7			
6/24/2020	44		11		
6/25/2020				23	
6/26/2020					
9/29/2020			12	25	
9/30/2020	52				
10/1/2020		8.1			
12/1/2020					13
2/9/2021		7.7	12	23	9.7
2/10/2021	52				
2/11/2021					
9/7/2021					
9/8/2021			15	27	10
9/9/2021	55				
9/10/2021		8.1			
2/1/2022					9.6
2/2/2022		8.3	14		
2/3/2022	55			22	
8/30/2022					

Prediction Limit

Constituent: Calcium (mg/L) Analysis Run 10/13/2023 1:39 PM View: PI's App III

Plant Arkwright Client: Southern Company Data: Arkwright No 3

	ARGWC-18	ARGWC-10	ARGWC-17	ARGWC-15	ARGWA-24 (bg)
8/31/2022		7.65		25	10.1
9/2/2022	52.4		23.7		
2/2/2023	52.4	7.69			10.2
2/3/2023			18.8	20.5	
2/7/2023					
8/9/2023		7.85	37.4		9.31
8/10/2023	52.1			30.9	

Prediction Limit

Constituent: Chloride (mg/L) Analysis Run 10/13/2023 1:39 PM View: Pl's App III

Plant Arkwright Client: Southern Company Data: Arkwright No 3

	ARGWA-3 (bg)	ARGWA-5 (bg)	ARGWC-7	ARGWC-15	ARGWA-12 (bg)	ARGWA-13 (bg)	ARGWC-17	ARGWC-16	ARGWC-18
12/16/1997	6.2	3.8							
6/30/1998	4.6	2.9							
12/2/1998	3.13	1.76							
6/8/1999	1.56	1.97							
12/7/1999	3.05	1.98							
6/15/2000	3.35	2.08							
12/12/2000	2.42	2.02							
12/5/2001	2.62	2.03							
6/26/2002	3.4	2.52							
12/3/2002	3.04	2.12							
6/11/2003	3.02	2.43							
12/10/2003	2.9	1.93							
6/15/2004	2.05	2.42							
12/14/2004	2.78	2.44							
6/2/2005	3.15	2.79							
12/14/2005	3.38	2.77	7.52						
4/5/2006	3.49	2.8	7.38						
10/30/2006	2.84	3.09	6.9						
5/10/2007	3.68	3.93	8.88						
11/17/2007	2.69	<0.021	13.5 (o)						
5/2/2008			12.9 (o)						
5/3/2008	2.85	3.52							
10/22/2008	2.99	3.15	7.97						
5/5/2009				2.61					
5/6/2009		3.49			10.7				
5/7/2009	2.96					4.24			
5/12/2009							3.5	3.96	8.89
5/13/2009									
5/14/2009			7.68						
12/1/2009		3.26	6.66						
12/3/2009					10.1	2.66			
12/4/2009	2.97			2.37			1.85		9.43
12/5/2009								3.81	
5/25/2010		3.62			7.11	3.29	1.74		8.49
5/26/2010			6					3.85	
6/1/2010	3.23			3.71					
6/2/2010									
11/9/2010		3.38			8.4		1.18	4.08	
11/10/2010	2.86		6.07	2.69		3.82			8.77
5/18/2011									
5/19/2011									8.11
5/24/2011		3.62			9.07		2.51	3.63	
5/25/2011	2.86		5.7	2.44		4.92			
11/9/2011				2.3					
11/10/2011		3.74			10.3	4.48			
11/11/2011			6.23						
11/12/2011	2.83						4.99	4.03	12.3 (o)
5/17/2012			6.06						8.4
5/18/2012		3.6			10.1				
5/30/2012						4.72	6.4	3.82	
5/31/2012	2.68			2.29					
11/9/2012		3.66	4.9		8.73	5.1	3.37	3.69	

ND substitution: RL or RL/2 if <15% NDs.

Prediction Limit

Constituent: Chloride (mg/L) Analysis Run 10/13/2023 1:39 PM View: Pl's App III

Plant Arkwright Client: Southern Company Data: Arkwright No 3

	ARGWA-3 (bg)	ARGWA-5 (bg)	ARGWC-7	ARGWC-15	ARGWA-12 (bg)	ARGWA-13 (bg)	ARGWC-17	ARGWC-16	ARGWC-18
11/10/2012				2.46					8.13
11/11/2012	2.63								
5/7/2013									8.11
5/8/2013		4.16	5.85		8.06		5.67		
5/9/2013						3.85			
5/13/2013	0.364			6.55				3.5	
11/5/2013			5.44						7.82
11/6/2013		3.87			10.2		3.62	3.74	
11/11/2013						5.26			
11/12/2013	2.95			2.86					
5/20/2014		4.4			8.2		5.82		
5/21/2014			5.96			4.47		3.74	
5/28/2014				2.75					6.99
5/29/2014	2.64								
11/17/2014		4.2	7				6.4	4.4	
11/18/2014					10	6.4			
11/19/2014									9
11/20/2014				3.4					
4/7/2015		4.53	6.08			5.04	5.02	4.38	
4/14/2015	2.78			2.56	10.7				
4/15/2015									8.14
10/28/2015		4.47	5.02			6.3	4.98	4.62	
10/29/2015					10.7				8.17
11/3/2015	2.66			2.01					
11/4/2015									
6/23/2016	3.3	4.6	5.4	1.9	11	5.7			
6/24/2016							5	5	8.4
8/30/2016		4.3			11				
8/31/2016	2.7		5.1			5.7			
9/1/2016							4.4	4.8	7.8
9/2/2016				2.7					
10/24/2016					12				
10/25/2016	3.1	5	6.2			7.9	5.1	5.4	
10/26/2016				3.3					8.9
1/23/2017					11				
1/24/2017	2.5	5.1				4.4			
1/26/2017			5.1	1.6			4.2	5.2	
1/27/2017									7.3
4/11/2017	2.4	4.4			11	4.3	3.9	4.8	
4/12/2017			4.9	1.5					7
6/20/2017	2.5	5							
6/21/2017				1.6	11	5.5	4.1	5.2	7.2
6/22/2017			5.1						
10/25/2017	2.3	5.3	5.1		10	5.2			7
10/26/2017				1.6			4	4.7	
4/9/2018						3.8			
4/10/2018	2.4	5.1	5	1.8	9.9		4.1	4.8	
4/11/2018									6.9
10/16/2018	2.5	5.3			11	6		4.5	
10/17/2018			5.8	2.1			4		7.1
3/26/2019						4.6			
3/27/2019	2.5	4.3		1.8	11				6.6

Prediction Limit

Constituent: Chloride (mg/L) Analysis Run 10/13/2023 1:39 PM View: Pl's App III

Plant Arkwright Client: Southern Company Data: Arkwright No 3

	ARGWA-3 (bg)	ARGWA-5 (bg)	ARGWC-7	ARGWC-15	ARGWA-12 (bg)	ARGWA-13 (bg)	ARGWC-17	ARGWC-16	ARGWC-18
3/28/2019			5.1				3.4	4.6	
10/7/2019									
10/8/2019	2.6	5.7		9.4 (o)	64 (o)	6.7			
10/9/2019			4.6				3.3	4.7	6.7
4/6/2020									
4/7/2020	2.9	3.7			11	3.8			
4/8/2020			4.4	1.9			3.7	5.1	
4/9/2020									7.3
6/23/2020									
6/24/2020							4	5.9	7.2
6/25/2020	2.8	4.2	4.6	1.9		5.8			
6/26/2020					12				
9/29/2020	2.7	4.6	4.1	2.5	12	5.7	3.4	5.2	
9/30/2020									6.9
10/1/2020									
12/1/2020									
2/9/2021	3	5.1		2.7	15	6	3.1	5.7	
2/10/2021			4.5						7.8
2/11/2021									
9/7/2021					14	8.2			
9/8/2021	3	5.3		2.9			2.9	5.6	
9/9/2021									8.1
9/10/2021			4.8						
2/1/2022	3.4	5.3			12	4.6			
2/2/2022							3		
2/3/2022			3.1	2.9				5.9	7.1
8/30/2022		8.47			12.8 (J)				
8/31/2022	2.94		4.59	3.01		6.89		5.67	
9/2/2022							2.74		6.52
2/2/2023			4.25		13.2			6.12	6.7
2/3/2023	2.67	8.74		2.71		3.04	2.68		
2/7/2023									
8/9/2023	2.71				13.3	5.87	2.72		
8/10/2023		12.4	4.2	2.88				5.85	6.62

Prediction Limit

Constituent: Chloride (mg/L) Analysis Run 10/13/2023 1:39 PM View: Pl's App III

Plant Arkwright Client: Southern Company Data: Arkwright No 3

	ARGWC-10	ARGWC-9	ARGWC-8	ARGWA-14 (bg)	ARGWA-24 (bg)
12/16/1997					
6/30/1998					
12/2/1998					
6/8/1999					
12/7/1999					
6/15/2000					
12/12/2000					
12/5/2001					
6/26/2002					
12/3/2002					
6/11/2003					
12/10/2003					
6/15/2004					
12/14/2004					
6/2/2005					
12/14/2005					
4/5/2006					
10/30/2006					
5/10/2007					
11/17/2007					
5/2/2008					
5/3/2008					
10/22/2008					
5/5/2009					
5/6/2009					
5/7/2009					
5/12/2009					
5/13/2009	3.85	3.37			
5/14/2009			6.38		
12/1/2009					
12/3/2009	3.73	3.49	5.96		
12/4/2009					
12/5/2009					
5/25/2010					
5/26/2010	3.7	3.35	5.37		
6/1/2010					
6/2/2010				15.1	
11/9/2010	3.6	3.34	<0.071 (o)		
11/10/2010				14.8	
5/18/2011			5.4		
5/19/2011	3.79	3.25		28.2 (o)	
5/24/2011					
5/25/2011					
11/9/2011				32.8 (o)	
11/10/2011					
11/11/2011	4.07	3.57	5.58		
11/12/2011					
5/17/2012	3.84	3.27	5.15		
5/18/2012					
5/30/2012				30.8 (o)	
5/31/2012					
11/9/2012	3.99	3.45	5.2		

Prediction Limit

Constituent: Chloride (mg/L) Analysis Run 10/13/2023 1:39 PM View: Pl's App III

Plant Arkwright Client: Southern Company Data: Arkwright No 3

	ARGWC-10	ARGWC-9	ARGWC-8	ARGWA-14 (bg)	ARGWA-24 (bg)
11/10/2012					
11/11/2012				24.6 (o)	
5/7/2013	3.94	3.35	5.56		
5/8/2013					
5/9/2013				27.2 (o)	
5/13/2013					
11/5/2013			5.24		
11/6/2013	3.89	3.45			
11/11/2013				12.7	
11/12/2013					
5/20/2014	3.54				
5/21/2014		3.18	7.34 (o)		
5/28/2014					
5/29/2014				20 (o)	
11/17/2014					
11/18/2014	4.2	4	6.1		
11/19/2014				19 (o)	
11/20/2014					
4/7/2015	4.09	4.22	5.62		
4/14/2015				13.6	
4/15/2015					
10/28/2015	3.98	4.87	5.58		
10/29/2015					
11/3/2015					
11/4/2015				12.4	
6/23/2016	4.3	5.6	6.2	9	
6/24/2016					
8/30/2016					
8/31/2016		5.4	5.6	5.4	
9/1/2016	4				
9/2/2016					
10/24/2016					
10/25/2016	4.6	6.4		9.3	
10/26/2016			7.1		
1/23/2017				5.1	
1/24/2017					
1/26/2017		5.3	5.8		
1/27/2017	3.9				
4/11/2017				4.1	
4/12/2017	3.7	5.2	5.6		
6/20/2017				4.1	
6/21/2017			5.8		
6/22/2017	3.9	5.5			
10/25/2017		5.3		3.8	
10/26/2017	3.7		5.5		
4/9/2018				3.9	
4/10/2018					
4/11/2018	3.8	5.1	5.7		
10/16/2018				4.3	
10/17/2018	4	5.3	6		
3/26/2019					
3/27/2019				4	

Prediction Limit

Constituent: Chloride (mg/L) Analysis Run 10/13/2023 1:39 PM View: Pl's App III

Plant Arkwright Client: Southern Company Data: Arkwright No 3

	ARGWC-10	ARGWC-9	ARGWC-8	ARGWA-14 (bg)	ARGWA-24 (bg)
3/28/2019	3.7	4.8	5.7		
10/7/2019				4	
10/8/2019					
10/9/2019	3.8	5.2	5.7		
4/6/2020				4.2	
4/7/2020					
4/8/2020	3.9				
4/9/2020		5.6	7.7		
6/23/2020	4.2		7		
6/24/2020					
6/25/2020				4	
6/26/2020		5.4			
9/29/2020				4.1	
9/30/2020					
10/1/2020	3.9	5.5	6		
12/1/2020					12
2/9/2021	4.7				11
2/10/2021		5.9	6.4		
2/11/2021				4.6	
9/7/2021					
9/8/2021				4	11
9/9/2021		6.1	6.2		
9/10/2021	4.6				
2/1/2022					12
2/2/2022	4.4	5.3	6.3	4.2	
2/3/2022					
8/30/2022					
8/31/2022	4.2	5.28 (J)	5.86	3.92	12.3
9/2/2022					
2/2/2023	4.1	4.88	5.6		9.71
2/3/2023					
2/7/2023				3.88	
8/9/2023	4.11				8.91
8/10/2023		4.8	5.45	4.61	

Prediction Limit

Constituent: Fluoride (mg/L) Analysis Run 10/13/2023 1:39 PM View: PI's App III

Plant Arkwright Client: Southern Company Data: Arkwright No 3

	ARGWA-12 (bg)	ARGWA-5 (bg)	ARGWC-7	ARGWA-14 (bg)	ARGWA-13 (bg)	ARGWA-3 (bg)	ARGWC-8	ARGWC-9	ARGWC-17
8/30/2016	<0.1	<0.1							
8/31/2016			<0.1	0.12 (J)	<0.1	<0.1	0.11 (J)	<0.1	
9/1/2016									<0.1
9/2/2016									
10/24/2016	0.1 (J)								
10/25/2016		0.09 (J)	0.02 (J)	0.53	0.08 (J)	0.14 (J)		0.2 (J)	0.08 (J)
10/26/2016							0.43 (o)		
1/23/2017	<0.1			0.4					
1/24/2017		<0.1			<0.1	<0.1			
1/26/2017			<0.1				0.13 (J)	<0.1	<0.1
1/27/2017									
4/11/2017	<0.1	<0.1		0.31	<0.1	<0.1			<0.1
4/12/2017			<0.1				0.13 (J)	<0.1	
6/20/2017		<0.1		0.27		<0.1			
6/21/2017	<0.1				<0.1		0.14 (J)		<0.1
6/22/2017			<0.1					<0.1	
10/25/2017	<0.1	<0.1	<0.1	0.29	<0.1	<0.1		<0.1	
10/26/2017							0.13 (J)		<0.1
4/9/2018				0.25	<0.1				
4/10/2018	<0.1	<0.1	<0.1			<0.1			<0.1
4/11/2018							0.13 (J)	<0.1	
10/16/2018	0.1 (J)	<0.1		0.33	<0.1	0.1 (J)			
10/17/2018			<0.1				0.16 (J)	<0.1	<0.1
3/26/2019					<0.1				
3/27/2019	0.031 (J)	0.026 (J)		0.15 (J)		0.034 (J)			
3/28/2019			<0.1				0.089 (J)	<0.1	<0.1
8/19/2019					<0.1				
8/20/2019	0.049 (J)	0.047 (J)				0.053 (J)			
8/21/2019			<0.1	0.35			0.12 (J)	0.03 (J)	0.031 (J)
10/7/2019				0.12 (J)					
10/8/2019	0.27 (J)	0.05 (J)			0.033 (J)	0.056 (J)			
10/9/2019			0.032 (J)				0.085 (J)	0.038 (J)	0.03 (J)
4/6/2020				0.28					
4/7/2020	0.082 (J)	0.072 (J)			0.086 (J)	0.098 (J)			
4/8/2020			0.062 (J)						0.053 (J)
4/9/2020							0.16	0.066 (J)	
6/23/2020							0.12		
6/24/2020									<0.1
6/25/2020		0.042 (J)	<0.1	0.17	0.03 (J)	0.06 (J)			
6/26/2020	0.051 (J)							0.027 (J)	
8/18/2020	0.041 (J)	<0.1	<0.1		<0.1	<0.1			<0.1
8/19/2020				0.12				<0.1	
8/20/2020							0.054 (J)		
9/29/2020	0.06 (J)	0.051 (J)	0.027 (J)	0.13	0.032 (J)	0.065 (J)			0.029 (J)
9/30/2020									
10/1/2020							0.14	0.041 (J)	
12/1/2020									
2/9/2021	0.07 (J)	0.055 (J)			0.036 (J)	0.084 (J)			<0.1
2/10/2021			0.033 (J)				0.17	0.051 (J)	
2/11/2021				0.25					
9/7/2021	0.11				0.075 (J)				
9/8/2021		0.1		0.2		0.1			0.055 (J)

ND substitution: RL or RL/2 if <15% NDs.

Prediction Limit

Constituent: Fluoride (mg/L) Analysis Run 10/13/2023 1:39 PM View: PI's App III

Plant Arkwright Client: Southern Company Data: Arkwright No 3

	ARGWA-12 (bg)	ARGWA-5 (bg)	ARGWC-7	ARGWA-14 (bg)	ARGWA-13 (bg)	ARGWA-3 (bg)	ARGWC-8	ARGWC-9	ARGWC-17
9/9/2021							0.18	0.06 (J)	
9/10/2021			0.032 (J)						
2/1/2022	0.065 (J)	0.059 (J)			0.032 (J)	0.086 (J)			
2/2/2022				0.19			0.19	0.043 (J)	0.028 (J)
2/3/2022			0.074 (J)						
8/30/2022	0.167	0.155							
8/31/2022			<0.1	0.155	0.135	0.184	0.172	0.147	
9/2/2022									0.082 (J)
2/2/2023	0.221		<0.1				0.217	0.182	
2/3/2023		<0.1			<0.1	0.155 (J)			<0.1
2/7/2023				0.275					
8/9/2023	0.271				0.239	0.316			0.137
8/10/2023		0.128	<0.1	0.254			0.141	0.079 (J)	

ND substitution: RL or RL/2 if <15% NDs.

Prediction Limit

Constituent: Fluoride (mg/L) Analysis Run 10/13/2023 1:39 PM View: PI's App III

Plant Arkwright Client: Southern Company Data: Arkwright No 3

	ARGWC-16	ARGWC-18	ARGWC-10	ARGWC-15	ARGWA-24 (bg)
8/30/2016					
8/31/2016					
9/1/2016	<0.1	0.083 (J)	<0.1		
9/2/2016				0.21	
10/24/2016					
10/25/2016	0.08 (J)		0.1 (J)		
10/26/2016		0.32 (o)		0.21 (J)	
1/23/2017					
1/24/2017					
1/26/2017	<0.1			0.097 (J)	
1/27/2017		0.097 (J)	<0.1		
4/11/2017	<0.1				
4/12/2017		0.088 (J)	<0.1	<0.1	
6/20/2017					
6/21/2017	<0.1	0.096 (J)		<0.1	
6/22/2017			<0.1		
10/25/2017		0.092 (J)			
10/26/2017	<0.1		<0.1	<0.1	
4/9/2018					
4/10/2018	<0.1			<0.1	
4/11/2018		0.09 (J)	<0.1		
10/16/2018	<0.1				
10/17/2018		0.11 (J)	<0.1	0.1 (J)	
3/26/2019					
3/27/2019		0.05 (J)		0.05 (J)	
3/28/2019	<0.1		0.03 (J)		
8/19/2019					
8/20/2019	0.033 (J)				
8/21/2019		0.079 (J)	0.047 (J)	0.1 (J)	
10/7/2019					
10/8/2019				0.33 (J)	
10/9/2019	0.031 (J)	0.068 (J)	0.053 (J)		
4/6/2020					
4/7/2020					
4/8/2020	0.051 (J)		0.071 (J)	0.12	
4/9/2020		0.11			
6/23/2020			0.04 (J)		
6/24/2020	0.038 (J)	0.094 (J)			
6/25/2020				0.067 (J)	
6/26/2020					
8/18/2020					
8/19/2020	<0.1		<0.1	0.081 (J)	
8/20/2020		<0.1			
9/29/2020	0.026 (J)			0.089 (J)	
9/30/2020		0.082 (J)			
10/1/2020			0.048 (J)		
12/1/2020					<0.1
2/9/2021	0.056 (J)		0.051 (J)	0.094 (J)	0.057 (J)
2/10/2021		0.12			
2/11/2021					
9/7/2021					
9/8/2021	0.044 (J)			0.15	0.1

ND substitution: RL or RL/2 if <15% NDs.

Prediction Limit

Constituent: Fluoride (mg/L) Analysis Run 10/13/2023 1:39 PM View: PI's App III

Plant Arkwright Client: Southern Company Data: Arkwright No 3

	ARGWC-16	ARGWC-18	ARGWC-10	ARGWC-15	ARGWA-24 (bg)
9/9/2021		0.17			
9/10/2021			0.067 (J)		
2/1/2022					0.054 (J)
2/2/2022			0.063 (J)		
2/3/2022	0.027 (J)	0.078 (J)		0.068 (J)	
8/30/2022					
8/31/2022	<0.1		<0.1	0.169	0.164
9/2/2022		0.141			
2/2/2023	<0.1	0.176	0.134		0.125
2/3/2023				0.136 (J)	
2/7/2023					
8/9/2023			0.111		0.0732 (J)
8/10/2023	0.0335 (J)	0.129		0.131	

ND substitution: RL or RL/2 if <15% NDs.

Prediction Limit

Constituent: pH (SU) Analysis Run 10/13/2023 1:39 PM View: Pl's App III

Plant Arkwright Client: Southern Company Data: Arkwright No 3

	ARGWA-5 (bg)	ARGWC-10	ARGWA-3 (bg)	ARGWC-7	ARGWC-8	ARGWC-9	ARGWC-16	ARGWC-17	ARGWC-18
8/30/2016	6.07								
8/31/2016		6.16	6.09	5.98	6.62	6.1			
9/1/2016							5.49	5.52	6.19
9/2/2016									
10/24/2016									
10/25/2016	5.96	6.02	5.92	5.81		5.92	5.29	5.45	
10/26/2016					6.44				6.03
1/23/2017									
1/24/2017	5.89		5.98						
1/26/2017				5.73	6.34	5.82	5.29	5.43	
1/27/2017		5.98							6.01
4/11/2017	5.78		5.82				5.21	5.33	
4/12/2017		5.87		5.65	6.36	5.79			5.97
6/20/2017	5.69		5.8						
6/21/2017					6.28		5.21	5.3	5.9
6/22/2017		5.68		5.69		5.64			
10/25/2017	6.11		5.89	5.99		5.7			5.97
10/26/2017		6.07			6.47		5.2	5.29	
4/9/2018									
4/10/2018	5.58		5.85	5.6			5.34	5.46	
4/11/2018		5.72			6.34	5.69			5.87
10/16/2018	5.86		6.03				5.47		
10/17/2018		5.9		5.67	6.2	5.81		5.32	5.9
3/26/2019									
3/27/2019	5.97		6.1						6.06
3/28/2019		6.05		5.85		5.97	5.31	5.36	
3/29/2019					6.55				
8/19/2019									
8/20/2019	5.8		5.83				5.35		
8/21/2019		5.82		5.77	6.36	5.76		5.07	5.94
10/7/2019									
10/8/2019	5.93		5.96						
10/9/2019		5.94		5.76	6.47	5.9	5.22	5.27	6.01
4/6/2020									
4/7/2020	5.86		5.9						
4/8/2020		5.95		5.75			5.07	5.02	
4/9/2020					6.42	5.9			5.98
6/23/2020		5.95			6.37				
6/24/2020							5.2	5.11	5.91
6/25/2020	5.87		5.75	5.75					
6/26/2020						5.85			
8/18/2020	6.18		6.47	6.7				5.07	
8/19/2020		7.06				7.21	5.24		
8/20/2020					6.34				6.43
9/29/2020	6		6.02	5.92			5.5	5.75	
9/30/2020									5.98
10/1/2020		5.83			6.44	5.78			
12/1/2020									
2/9/2021	5.88	5.94	5.94				5.24	5.17	
2/10/2021				5.77	6.45	5.91			5.99
2/11/2021	5.87		5.94			5.95	5.23		6.03
9/7/2021									

Prediction Limit

Constituent: pH (SU) Analysis Run 10/13/2023 1:39 PM View: PI's App III

Plant Arkwright Client: Southern Company Data: Arkwright No 3

	ARGWA-5 (bg)	ARGWC-10	ARGWA-3 (bg)	ARGWC-7	ARGWC-8	ARGWC-9	ARGWC-16	ARGWC-17	ARGWC-18
9/8/2021	5.93		5.97				5.32	5.15	
9/9/2021					6.4	5.91			6.04
9/10/2021		6.01		5.83					
2/1/2022	5.83		5.93						
2/2/2022		5.95			6.43	5.95		5.15	
2/3/2022				5.74			5.26		6
8/30/2022	5.88								
8/31/2022		5.96	5.96	5.98	6.38	5.98	5.18		
9/2/2022								5.11	6.03
2/2/2023		5.86		5.85	6.53	6	5.18		6.12
2/3/2023	5.93		6.07					5.22	
2/7/2023									
8/9/2023		5.99	5.83					4.99	
8/10/2023	5.61			5.69	6.63	6.1	5.15		6.09

Prediction Limit

Constituent: pH (SU) Analysis Run 10/13/2023 1:39 PM View: Pl's App III

Plant Arkwright Client: Southern Company Data: Arkwright No 3

	ARGWC-15	ARGWA-12 (bg)	ARGWA-13 (bg)	ARGWA-14 (bg)	ARGWA-24 (bg)
8/30/2016		6.82 (o)			
8/31/2016			6.67 (o)	7.55 (o)	
9/1/2016					
9/2/2016	6.54				
10/24/2016		5.99			
10/25/2016	6.25		5.8	6.92	
10/26/2016	6.23				
1/23/2017		5.94		6.76	
1/24/2017			5.82		
1/26/2017	6.4				
1/27/2017					
4/11/2017		5.88	5.78	6.72	
4/12/2017	6.1				
6/20/2017				6.66	
6/21/2017	6.11	5.73	5.67		
6/22/2017					
10/25/2017		6.13	5.72	6.77	
10/26/2017	6.2				
4/9/2018			5.78	6.6	
4/10/2018	6.17	5.95			
4/11/2018					
10/16/2018		5.94	5.74	6.63	
10/17/2018	6.34				
3/26/2019			5.96		
3/27/2019	6.6	6		6.83	
3/28/2019					
3/29/2019					
8/19/2019			5.59		
8/20/2019		5.89			
8/21/2019	6.3			6.94	
10/7/2019				6.69	
10/8/2019	6.38	5.93	5.74		
10/9/2019					
4/6/2020				6.65	
4/7/2020		5.91	5.84		
4/8/2020	6.26				
4/9/2020					
6/23/2020					
6/24/2020					
6/25/2020	6.32		5.8	6.38	
6/26/2020		5.94			
8/18/2020		6.48	6.15		
8/19/2020	6.47			6.62	
8/20/2020					
9/29/2020	7.11	5.88	5.75	6.8	
9/30/2020					
10/1/2020					
12/1/2020					5.85
2/9/2021	6.43	5.92	5.79		5.69
2/10/2021					
2/11/2021				7.02	
9/7/2021		5.89	5.71		

Prediction Limit

Constituent: pH (SU) Analysis Run 10/13/2023 1:39 PM View: Pl's App III

Plant Arkwright Client: Southern Company Data: Arkwright No 3

	ARGWC-15	ARGWA-12 (bg)	ARGWA-13 (bg)	ARGWA-14 (bg)	ARGWA-24 (bg)
9/8/2021	6.48			7.04	5.8
9/9/2021					
9/10/2021					
2/1/2022		5.97	5.86		5.77
2/2/2022				6.41	
2/3/2022	6.39				
8/30/2022		5.88			
8/31/2022	6.46		5.53	6.8	5.65
9/2/2022					
2/2/2023		5.86			5.62
2/3/2023	6.73		5.84		
2/7/2023				6.25	
8/9/2023		6.13	5.94		5.7
8/10/2023	6.36			6.43	

Prediction Limit

Constituent: Sulfate (mg/L) Analysis Run 10/13/2023 1:39 PM View: Pl's App III

Plant Arkwright Client: Southern Company Data: Arkwright No 3

	ARGWA-3 (bg)	ARGWA-5 (bg)	ARGWC-7	ARGWC-15	ARGWA-12 (bg)	ARGWA-13 (bg)	ARGWC-17	ARGWC-18	ARGWC-16
12/16/1997	<1	2							
6/30/1998	<1	<1							
12/2/1998	0.654	0.709							
6/8/1999	1.46	<1							
12/7/1999	0.399	0.531							
6/15/2000	0.601	0.733							
12/12/2000	0.45	0.621							
12/5/2001	0.094	0.274							
6/26/2002	4.95	0.505							
12/3/2002	0.911	0.515							
6/11/2003	1.85	0.508							
12/10/2003	0.77	0.578							
6/15/2004	1.3	1.23							
12/14/2004	1.02	1.22							
6/2/2005	0.834	0.908							
12/14/2005	<1	0.825	133						
4/5/2006	<1	1.06	140						
10/30/2006	0.865	0.996	157						
5/10/2007	1.03	1.01	111						
11/17/2007	0.818	1.72	114						
5/2/2008			104						
5/3/2008	0.941	1.2							
10/22/2008	<1	<1	129						
5/5/2009				2.89					
5/6/2009		0.807			16.6				
5/7/2009	0.46					21.4			
5/12/2009							42.6	173	57.9
5/13/2009									
5/14/2009			157						
12/1/2009		0.644	142						
12/3/2009					12.3	11.6			
12/4/2009	1.06			3.13			58.4	195	
12/5/2009									72.1
5/25/2010		0.509			6.44	12.3	79.4	199	
5/26/2010			120						70.3
6/1/2010	5.56			14.5					
6/2/2010									
11/9/2010		0.348			6.83		111		74.8
11/10/2010	0.241		100	5.04		10.6		189	
5/18/2011									
5/19/2011								186	
5/24/2011		0.532			8.55		171		87.2
5/25/2011	0.383		88.8	4.57		11.9			
11/9/2011				4.15					
11/10/2011		0.209			9.74	100			
11/11/2011			96.6						
11/12/2011	<1						182	49.9	97.9
5/17/2012			88.9					177	
5/18/2012		0.471			8.72				
5/30/2012						61.3	194		103
5/31/2012	0.426			4.05					
11/9/2012		0.589	70.1		5.9	202	842 (o)		140

ND substitution: RL or RL/2 if <15% NDs.

Prediction Limit

Constituent: Sulfate (mg/L) Analysis Run 10/13/2023 1:39 PM View: Pl's App III

Plant Arkwright Client: Southern Company Data: Arkwright No 3

	ARGWA-3 (bg)	ARGWA-5 (bg)	ARGWC-7	ARGWC-15	ARGWA-12 (bg)	ARGWA-13 (bg)	ARGWC-17	ARGWC-18	ARGWC-16
11/10/2012				5.68				184	
11/11/2012	0.455 (J)								
5/7/2013								195	
5/8/2013		0.504	80.5		5.66		173		
5/9/2013						33.4			
5/13/2013	2.61			2.45					160
11/5/2013			71.6					178	
11/6/2013		<1			9.04		471 (o)		146
11/11/2013						316			
11/12/2013	<1			11.8					
5/20/2014		0.5 (J)			7.25		145		
5/21/2014			80.4			162			217
5/28/2014				14.6				201	
5/29/2014	1.41								
11/17/2014		<1	71				110		97
11/18/2014					10	370			
11/19/2014								150	
11/20/2014				12					
4/7/2015		0.469	70.6			235	145		125
4/14/2015	0.377			8.71	9.61				
4/15/2015								195	
10/28/2015		0.28	12.2			737	82.7		106
10/29/2015					10.2			147	
11/3/2015	0.215			5.14					
11/4/2015									
6/23/2016	<1	<1	61	6.9	9.8	380			
6/24/2016							79	200	170
8/30/2016		<1			9.5				
8/31/2016	<1		57			600			
9/1/2016							94	200	130
9/2/2016				6.1					
10/24/2016					11				
10/25/2016	0.3 (J)	0.4 (J)	56			820	73		200
10/26/2016				22				200	
1/23/2017					11				
1/24/2017	<1	<1				370			
1/26/2017			57	5.1			110		130
1/27/2017								200	
4/11/2017	<1	<1			9.1	340	77		150
4/12/2017			47	4				190	
6/20/2017	<1	<1							
6/21/2017				4.6	10	540	75	200	130
6/22/2017			49						
10/25/2017	<1	<1	49		11	580		190	
10/26/2017				5.4			61		110
4/9/2018						230			
4/10/2018	<1	<1	46	6.7	9.5		58		130
4/11/2018								200	
10/16/2018	<1	<1			10	520			84
10/17/2018			42	6.8			47	190	
3/26/2019						430			
3/27/2019	0.38 (J)	0.55 (J)		7.2	9.1			190	

ND substitution: RL or RL/2 if <15% NDs.

Prediction Limit

Constituent: Sulfate (mg/L) Analysis Run 10/13/2023 1:39 PM View: Pl's App III

Plant Arkwright Client: Southern Company Data: Arkwright No 3

	ARGWA-3 (bg)	ARGWA-5 (bg)	ARGWC-7	ARGWC-15	ARGWA-12 (bg)	ARGWA-13 (bg)	ARGWC-17	ARGWC-18	ARGWC-16
3/28/2019			45				59		220
10/7/2019									
10/8/2019	0.7 (J)	0.7 (J)		31	55	950			
10/9/2019			42				57	180	210
4/6/2020									
4/7/2020	0.67 (J)	<1			8	270			
4/8/2020			39	5.9			47		200
4/9/2020								190	
6/23/2020									
6/24/2020							67	190	310
6/25/2020	1.6	<1	42	5.6		410			
6/26/2020					9				
9/29/2020	<1	<1	38	7.7	8.3	540	66		200
9/30/2020								170	
10/1/2020									
12/1/2020									
2/9/2021	<1	<1		7.1	11	520	73		190
2/10/2021			43					220	
2/11/2021									
9/7/2021					9	870			
9/8/2021	<1	<1		6.2			79		160
9/9/2021								190	
9/10/2021			39						
2/1/2022	1.4	0.77 (J)			7.8	360			
2/2/2022							74		
2/3/2022			21	5.6				200	250
8/30/2022		0.519			7.11				
8/31/2022	0.399 (J)		36.3	5.64		855			243
9/2/2022							151	198	
2/2/2023			35		6.71			195	348
2/3/2023	0.448	0.5		4.35		209	118		
2/7/2023									
8/9/2023	0.419				6.19	784	237		
8/10/2023		0.581	34.5	6.91				194	328

ND substitution: RL or RL/2 if <15% NDs.

Prediction Limit

Constituent: Sulfate (mg/L) Analysis Run 10/13/2023 1:39 PM View: Pl's App III

Plant Arkwright Client: Southern Company Data: Arkwright No 3

	ARGWC-9	ARGWC-10	ARGWC-8	ARGWA-14 (bg)	ARGWA-24 (bg)
12/16/1997					
6/30/1998					
12/2/1998					
6/8/1999					
12/7/1999					
6/15/2000					
12/12/2000					
12/5/2001					
6/26/2002					
12/3/2002					
6/11/2003					
12/10/2003					
6/15/2004					
12/14/2004					
6/2/2005					
12/14/2005					
4/5/2006					
10/30/2006					
5/10/2007					
11/17/2007					
5/2/2008					
5/3/2008					
10/22/2008					
5/5/2009					
5/6/2009					
5/7/2009					
5/12/2009					
5/13/2009	0.938	0.984			
5/14/2009			109		
12/1/2009					
12/3/2009	0.422	0.544	107		
12/4/2009					
12/5/2009					
5/25/2010					
5/26/2010	0.262	0.37	109		
6/1/2010					
6/2/2010				129	
11/9/2010	<1	0.299	100		
11/10/2010				140	
5/18/2011			110		
5/19/2011	0.359	0.502		269	
5/24/2011					
5/25/2011					
11/9/2011				308	
11/10/2011					
11/11/2011	<1	0.172	107		
11/12/2011					
5/17/2012	0.398	0.438	98		
5/18/2012					
5/30/2012				296	
5/31/2012					
11/9/2012	0.545	0.537	90.4		

ND substitution: RL or RL/2 if <15% NDs.

Prediction Limit

Constituent: Sulfate (mg/L) Analysis Run 10/13/2023 1:39 PM View: Pl's App III

Plant Arkwright Client: Southern Company Data: Arkwright No 3

	ARGWC-9	ARGWC-10	ARGWC-8	ARGWA-14 (bg)	ARGWA-24 (bg)
11/10/2012					
11/11/2012				225	
5/7/2013	0.797	0.437	96.2		
5/8/2013					
5/9/2013				268	
5/13/2013					
11/5/2013			86.9		
11/6/2013	0.86	<1			
11/11/2013				132	
11/12/2013					
5/20/2014		0			
5/21/2014	1.02		106		
5/28/2014					
5/29/2014				216	
11/17/2014					
11/18/2014	1.2	<1	99		
11/19/2014				160	
11/20/2014					
4/7/2015	1.14	0.464	82.3		
4/14/2015				105	
4/15/2015					
10/28/2015	1.02	0.293	78		
10/29/2015					
11/3/2015					
11/4/2015				74.4	
6/23/2016	1	<1	78	18	
6/24/2016					
8/30/2016					
8/31/2016	1.1		72	19	
9/1/2016		<1			
9/2/2016					
10/24/2016					
10/25/2016	4.7 (o)	0.38 (J)		42	
10/26/2016			77		
1/23/2017				12	
1/24/2017					
1/26/2017	1.1		75		
1/27/2017		<1			
4/11/2017				7.1	
4/12/2017	0.9 (J)	<1	69		
6/20/2017				8.5	
6/21/2017			73		
6/22/2017	0.99 (J)	<1			
10/25/2017	0.95 (J)			9.1	
10/26/2017		<1	72		
4/9/2018				11	
4/10/2018					
4/11/2018	0.9 (J)	<1	69		
10/16/2018				14	
10/17/2018	0.95 (J)	<1	67		
3/26/2019					
3/27/2019				15	

ND substitution: RL or RL/2 if <15% NDs.

Prediction Limit

Constituent: Sulfate (mg/L) Analysis Run 10/13/2023 1:39 PM View: Pl's App III

Plant Arkwright Client: Southern Company Data: Arkwright No 3

	ARGWC-9	ARGWC-10	ARGWC-8	ARGWA-14 (bg)	ARGWA-24 (bg)
3/28/2019	1	0.38 (J)	66		
10/7/2019				12	
10/8/2019					
10/9/2019	1.5	0.59 (J)	63		
4/6/2020				10	
4/7/2020					
4/8/2020		<1			
4/9/2020	1.1		59		
6/23/2020		<1	62		
6/24/2020					
6/25/2020				3.3	
6/26/2020	0.94 (J)				
9/29/2020				4.1	
9/30/2020					
10/1/2020	0.82 (J)	<1	57		
12/1/2020					7.5
2/9/2021		1.3			8.5
2/10/2021	1.7		60		
2/11/2021				10	
9/7/2021					
9/8/2021				3	6.8
9/9/2021	1.2		58		
9/10/2021		<1			
2/1/2022					6.8
2/2/2022	1.4	<1	59	8.6	
2/3/2022					
8/30/2022					
8/31/2022	1.31	0.494	54.1	2.58	6.94
9/2/2022					
2/2/2023	1.46	0.529	53.2		6.22
2/3/2023					
2/7/2023				2.52	
8/9/2023		0.541			6.34
8/10/2023	1.45		52.3	14.4	

ND substitution: RL or RL/2 if <15% NDs.

Prediction Limit

Constituent: Total Dissolved Solids (mg/L) Analysis Run 10/13/2023 1:39 PM View: Pl's App III

Plant Arkwright Client: Southern Company Data: Arkwright No 3

	ARGWA-12 (bg)	ARGWA-5 (bg)	ARGWA-14 (bg)	ARGWA-3 (bg)	ARGWC-9	ARGWC-7	ARGWA-13 (bg)	ARGWC-8	ARGWC-10
8/30/2016	100	58							
8/31/2016			330	80	74	150	1000	310	
9/1/2016									100
9/2/2016									
10/24/2016	136								
10/25/2016		34	459	65	67	171	1280		65
10/26/2016								283	
1/23/2017	16		340						
1/24/2017		120		70			590		
1/26/2017					84	120		300	
1/27/2017									86
4/11/2017	120	76	300	64			610		
4/12/2017					88	150		310	110
6/20/2017		36	210	52					
6/21/2017	140						880	300	
6/22/2017					76	130			82
10/25/2017	120	64	280	72	60	130	900		
10/26/2017								270	38
4/9/2018			280				440		
4/10/2018	130	60		86		140			
4/11/2018					24			240	50
10/16/2018	150	54	48	74			910		
10/17/2018					96	180		120	120
3/26/2019							750		
3/27/2019	110	61	330	69					
3/28/2019					77	130		290	82
10/7/2019			230						
10/8/2019	130	68		66			1500		
10/9/2019					75	130		290	92
4/6/2020			280						
4/7/2020	120	65		64			480		
4/8/2020						130			82
4/9/2020					70			270	
9/29/2020	130	61	210	62		140	880		
9/30/2020									
10/1/2020					55			270	93
12/1/2020									
2/9/2021	140	73		62			890		81
2/10/2021					71	110		270	
2/11/2021			290						
9/7/2021	140						1500		
9/8/2021		86	170	79					
9/9/2021					70			270	
9/10/2021						130			100
2/1/2022	130	76		75			600		
2/2/2022			310		67			260	96
2/3/2022						120			
8/30/2022	139	81							
8/31/2022			177	65	63	101	1290	248	69
9/2/2022									
2/2/2023	128				77	106		249	84
2/3/2023		76		63			377		

Prediction Limit

Constituent: Total Dissolved Solids (mg/L) Analysis Run 10/13/2023 1:39 PM View: Pl's App III

Plant Arkwright Client: Southern Company Data: Arkwright No 3

	ARGWA-12 (bg)	ARGWA-5 (bg)	ARGWA-14 (bg)	ARGWA-3 (bg)	ARGWC-9	ARGWC-7	ARGWA-13 (bg)	ARGWC-8	ARGWC-10
2/7/2023			144						
8/9/2023	110			50			1240		72
8/10/2023		105	301		50	101		234	

Prediction Limit

Constituent: Total Dissolved Solids (mg/L) Analysis Run 10/13/2023 1:39 PM View: Pl's App III

Plant Arkwright Client: Southern Company Data: Arkwright No 3

	ARGWC-18	ARGWC-16	ARGWC-17	ARGWC-15	ARGWA-24 (bg)
8/30/2016					
8/31/2016					
9/1/2016	450	240	220		
9/2/2016				150	
10/24/2016					
10/25/2016		304	114		
10/26/2016	404			125	
1/23/2017					
1/24/2017					
1/26/2017		170	170	86	
1/27/2017	460				
4/11/2017		260	160		
4/12/2017	430			140	
6/20/2017					
6/21/2017	430	230	140	120	
6/22/2017					
10/25/2017	380				
10/26/2017		170	120	96	
4/9/2018					
4/10/2018		260	110	130	
4/11/2018	430				
10/16/2018		140			
10/17/2018	470		140	160	
3/26/2019					
3/27/2019	430			150	
3/28/2019		370	120		
10/7/2019					
10/8/2019				130	
10/9/2019	420	350	120		
4/6/2020					
4/7/2020					
4/8/2020		350	91	130	
4/9/2020	440				
9/29/2020		340	140	130	
9/30/2020	390				
10/1/2020					
12/1/2020					120
2/9/2021		310	160 (D)	140	110
2/10/2021	460				
2/11/2021					
9/7/2021					
9/8/2021		280	150	150	120
9/9/2021	480				
9/10/2021					
2/1/2022					120
2/2/2022			150		
2/3/2022	450	400		150	
8/30/2022					
8/31/2022		375		125	122
9/2/2022	444		240		
2/2/2023	446	545			90
2/3/2023			174	117	

Prediction Limit

Constituent: Total Dissolved Solids (mg/L) Analysis Run 10/13/2023 1:39 PM View: Pl's App III

Plant Arkwright Client: Southern Company Data: Arkwright No 3

	ARGWC-18	ARGWC-16	ARGWC-17	ARGWC-15	ARGWA-24 (bg)
2/7/2023					
8/9/2023			360		88
8/10/2023	444	537		142	

FIGURE F.

Appendix III Trend Tests - Significant Results

Plant Arkwright Client: Southern Company Data: Arkwright No 3 Printed 10/19/2023, 6:09 PM

Constituent	Well	Slope	Calc.	Critical	Sig.	N	%NDs	Normality	Xform	Alpha	Method
Boron (mg/L)	**ARGWA-13 (bg)**	**0.07795**	**96**	**74**	**Yes**	**19**	**0**	**n/a**	**n/a**	**0.01**	**NP**
pH (SU)	**ARGWC-17**	**-0.05837**	**-103**	**-87**	**Yes**	**21**	**0**	**n/a**	**n/a**	**0.01**	**NP**
Sulfate (mg/L)	**ARGWA-13 (bg)**	**49.66**	**294**	**176**	**Yes**	**34**	**0**	**n/a**	**n/a**	**0.01**	**NP**
Sulfate (mg/L)	**ARGWA-14 (bg)**	**-14.95**	**-346**	**-161**	**Yes**	**32**	**0**	**n/a**	**n/a**	**0.01**	**NP**
Sulfate (mg/L)	**ARGWC-16**	**12.92**	**339**	**176**	**Yes**	**34**	**0**	**n/a**	**n/a**	**0.01**	**NP**
Sulfate (mg/L)	**ARGWC-7**	**-6.28**	**-7.686**	**-2.58**	**Yes**	**41**	**0**	**n/a**	**n/a**	**0.01**	**NP**
Sulfate (mg/L)	**ARGWC-8**	**-4.264**	**-501**	**-176**	**Yes**	**34**	**0**	**n/a**	**n/a**	**0.01**	**NP**
Sulfate (mg/L)	**ARGWC-9**	**0.07462**	**277**	**167**	**Yes**	**33**	**6.061**	**n/a**	**n/a**	**0.01**	**NP**

Appendix III Trend Tests - All Results

Plant Arkwright Client: Southern Company Data: Arkwright No 3 Printed 10/19/2023, 6:09 PM

Constituent	Well	Slope	Calc.	Critical	Sig.	N	%NDs	Normality	Xform	Alpha	Method
Boron (mg/L)	ARGWA-12 (bg)	0	6	74	No	19	47.37	n/a	n/a	0.01	NP
Boron (mg/L)	**ARGWA-13 (bg)**	**0.07795**	**96**	**74**	**Yes**	**19**	**0**	**n/a**	**n/a**	**0.01**	**NP**
Boron (mg/L)	ARGWA-14 (bg)	0	7	74	No	19	21.05	n/a	n/a	0.01	NP
Boron (mg/L)	ARGWA-24 (bg)	-0.02736	-15	-18	No	7	57.14	n/a	n/a	0.01	NP
Boron (mg/L)	ARGWA-3 (bg)	0	-17	-74	No	19	84.21	n/a	n/a	0.01	NP
Boron (mg/L)	ARGWA-5 (bg)	0	-30	-74	No	19	78.95	n/a	n/a	0.01	NP
Boron (mg/L)	ARGWC-18	0.03568	42	74	No	19	0	n/a	n/a	0.01	NP
pH (SU)	ARGWA-12 (bg)	-0.007989	-22	-81	No	20	0	n/a	n/a	0.01	NP
pH (SU)	ARGWA-13 (bg)	0.009261	22	81	No	20	0	n/a	n/a	0.01	NP
pH (SU)	ARGWA-14 (bg)	-0.03732	-31	-81	No	20	0	n/a	n/a	0.01	NP
pH (SU)	ARGWA-24 (bg)	-0.06495	-11	-18	No	7	0	n/a	n/a	0.01	NP
pH (SU)	ARGWA-3 (bg)	0.00465	14	92	No	22	0	n/a	n/a	0.01	NP
pH (SU)	ARGWA-5 (bg)	-0.004936	-13	-92	No	22	0	n/a	n/a	0.01	NP
pH (SU)	ARGWC-16	-0.0175	-60	-92	No	22	0	n/a	n/a	0.01	NP
pH (SU)	**ARGWC-17**	**-0.05837**	**-103**	**-87**	**Yes**	**21**	**0**	**n/a**	**n/a**	**0.01**	**NP**
Sulfate (mg/L)	ARGWA-12 (bg)	-0.07526	-51	-176	No	34	0	n/a	n/a	0.01	NP
Sulfate (mg/L)	**ARGWA-13 (bg)**	**49.66**	**294**	**176**	**Yes**	**34**	**0**	**n/a**	**n/a**	**0.01**	**NP**
Sulfate (mg/L)	**ARGWA-14 (bg)**	**-14.95**	**-346**	**-161**	**Yes**	**32**	**0**	**n/a**	**n/a**	**0.01**	**NP**
Sulfate (mg/L)	ARGWA-24 (bg)	-0.5784	-12	-18	No	7	0	n/a	n/a	0.01	NP
Sulfate (mg/L)	ARGWA-3 (bg)	0	-0.4882	-2.58	No	55	32.73	n/a	n/a	0.01	NP
Sulfate (mg/L)	ARGWA-5 (bg)	0	-0.3381	-2.58	No	56	32.14	n/a	n/a	0.01	NP
Sulfate (mg/L)	ARGWC-10	0.006114	153	176	No	34	44.12	n/a	n/a	0.01	NP
Sulfate (mg/L)	ARGWC-15	0.1294	92	176	No	34	0	n/a	n/a	0.01	NP
Sulfate (mg/L)	**ARGWC-16**	**12.92**	**339**	**176**	**Yes**	**34**	**0**	**n/a**	**n/a**	**0.01**	**NP**
Sulfate (mg/L)	ARGWC-17	-2.807	-81	-161	No	32	0	n/a	n/a	0.01	NP
Sulfate (mg/L)	ARGWC-18	0.4392	93	176	No	34	0	n/a	n/a	0.01	NP
Sulfate (mg/L)	**ARGWC-7**	**-6.28**	**-7.686**	**-2.58**	**Yes**	**41**	**0**	**n/a**	**n/a**	**0.01**	**NP**
Sulfate (mg/L)	**ARGWC-8**	**-4.264**	**-501**	**-176**	**Yes**	**34**	**0**	**n/a**	**n/a**	**0.01**	**NP**
Sulfate (mg/L)	**ARGWC-9**	**0.07462**	**277**	**167**	**Yes**	**33**	**6.061**	**n/a**	**n/a**	**0.01**	**NP**

Sanitas™ v.10.0.06 Software licensed to Groundwater Stats Consulting. UG
Hollow symbols indicate censored values.

Sen's Slope Estimator

ARGWA-12 (bg)

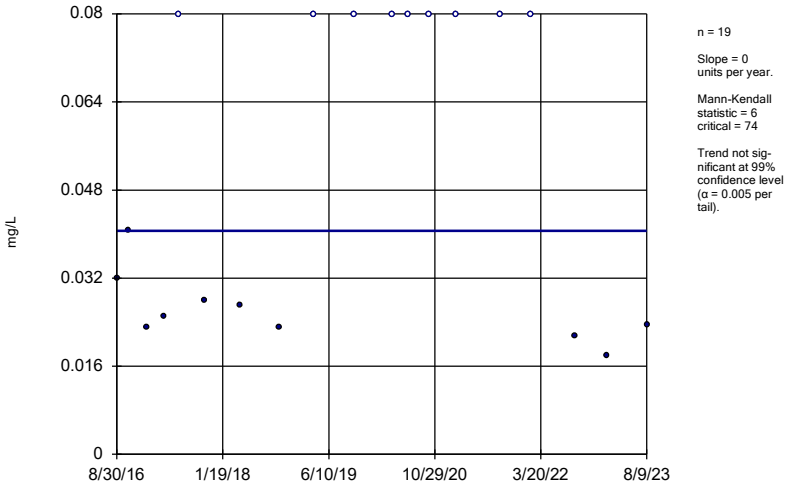

n = 19

Slope = 0
units per year.

Mann-Kendall
statistic = 6
critical = 74

Trend not sig-
nificant at 99%
confidence level
(α = 0.005 per
tail).

Constituent: Boron Analysis Run 10/19/2023 6:07 PM View: Trend Tests
Plant Arkwright Client: Southern Company Data: Arkwright No 3

Sanitas™ v.10.0.06 Software licensed to Groundwater Stats Consulting. UG

Sen's Slope Estimator

ARGWA-13 (bg)

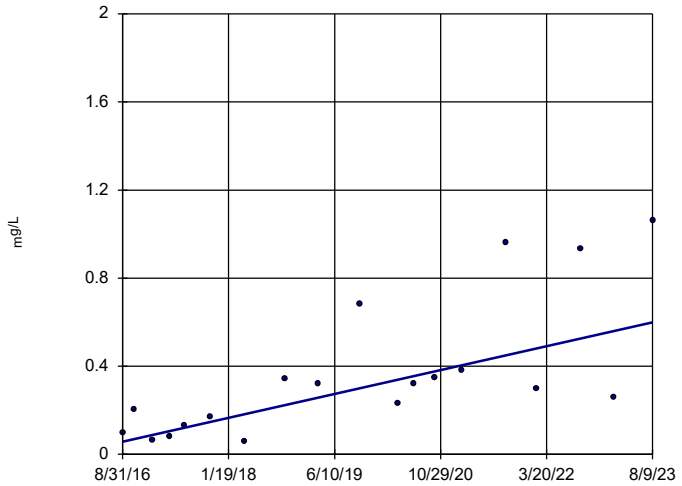

n = 19

Slope = 0.07795
units per year.

Mann-Kendall
statistic = 96
critical = 74

Increasing trend
significant at 99%
confidence level
(α = 0.005 per
tail).

Constituent: Boron Analysis Run 10/19/2023 6:07 PM View: Trend Tests
Plant Arkwright Client: Southern Company Data: Arkwright No 3

Sanitas™ v.10.0.06 Software licensed to Groundwater Stats Consulting. UG
Hollow symbols indicate censored values.

Sen's Slope Estimator

ARGWA-14 (bg)

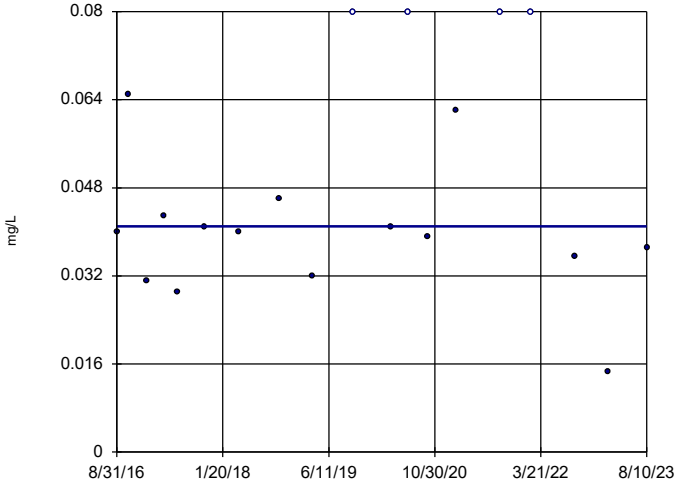

n = 19

Slope = 0
units per year.

Mann-Kendall
statistic = 7
critical = 74

Trend not sig-
nificant at 99%
confidence level
(α = 0.005 per
tail).

Constituent: Boron Analysis Run 10/19/2023 6:07 PM View: Trend Tests
Plant Arkwright Client: Southern Company Data: Arkwright No 3

Sanitas™ v.10.0.06 Software licensed to Groundwater Stats Consulting. UG
Hollow symbols indicate censored values.

Sen's Slope Estimator

ARGWA-24 (bg)

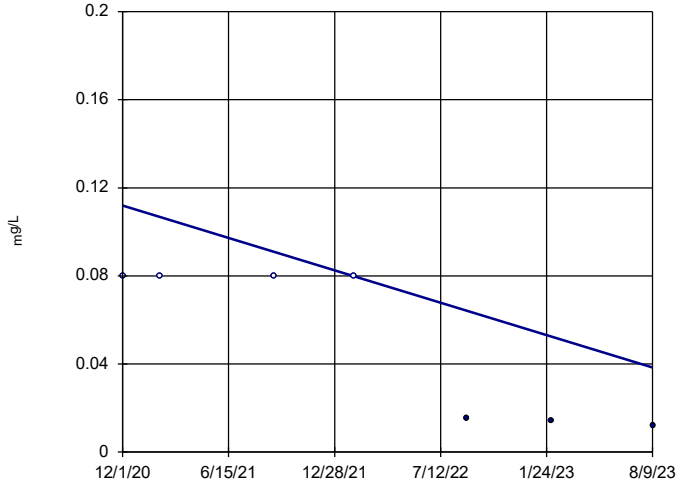

n = 7

Slope = -0.02736
units per year.

Mann-Kendall
statistic = -15
critical = -18

Trend not sig-
nificant at 99%
confidence level
(α = 0.005 per
tail).

Constituent: Boron Analysis Run 10/19/2023 6:07 PM View: Trend Tests
Plant Arkwright Client: Southern Company Data: Arkwright No 3

Sanitas™ v.10.0.06 Software licensed to Groundwater Stats Consulting. UG
Hollow symbols indicate censored values.

Sen's Slope Estimator

ARGWA-3 (bg)

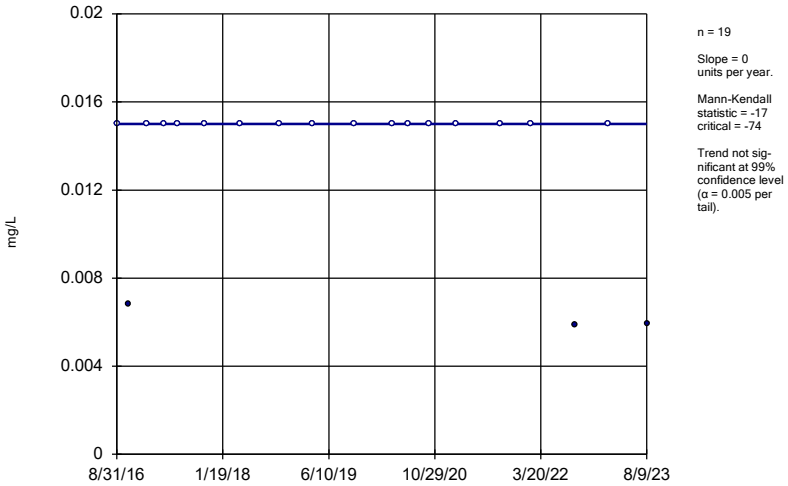

n = 19

Slope = 0 units per year.

Mann-Kendall statistic = -17
critical = -74

Trend not significant at 99% confidence level (α = 0.005 per tail).

Constituent: Boron Analysis Run 10/19/2023 6:07 PM View: Trend Tests
Plant Arkwright Client: Southern Company Data: Arkwright No 3

Sanitas™ v.10.0.06 Software licensed to Groundwater Stats Consulting. UG
Hollow symbols indicate censored values.

Sen's Slope Estimator

ARGWA-5 (bg)

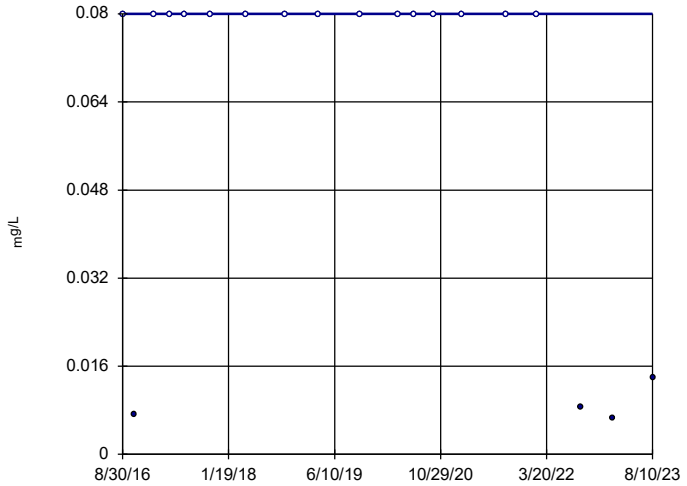

n = 19

Slope = 0 units per year.

Mann-Kendall statistic = -30
critical = -74

Trend not significant at 99% confidence level (α = 0.005 per tail).

Constituent: Boron Analysis Run 10/19/2023 6:07 PM View: Trend Tests
Plant Arkwright Client: Southern Company Data: Arkwright No 3

Sanitas™ v.10.0.06 Software licensed to Groundwater Stats Consulting. UG

Sen's Slope Estimator

ARGWC-18

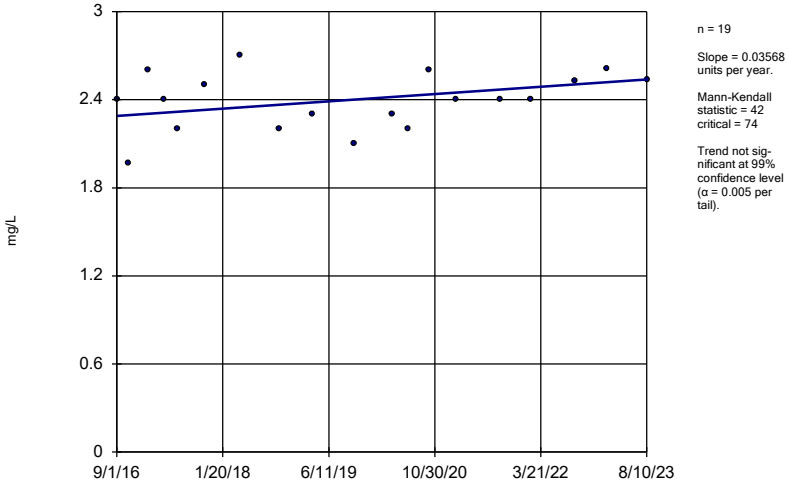

n = 19

Slope = 0.03568 units per year.

Mann-Kendall statistic = 42
critical = 74

Trend not significant at 99% confidence level (α = 0.005 per tail).

Constituent: Boron Analysis Run 10/19/2023 6:07 PM View: Trend Tests
Plant Arkwright Client: Southern Company Data: Arkwright No 3

Sanitas™ v.10.0.06 Software licensed to Groundwater Stats Consulting. UG

Sen's Slope Estimator

ARGWA-12 (bg)

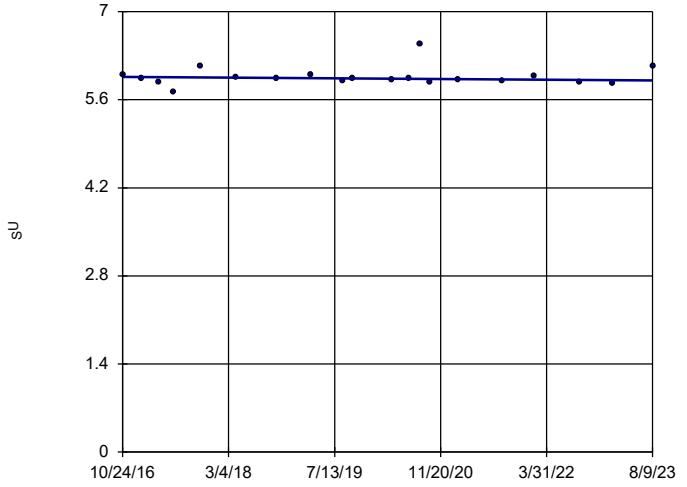

n = 20

Slope = -0.007989 units per year.

Mann-Kendall statistic = -22
critical = -81

Trend not significant at 99% confidence level (α = 0.005 per tail).

Constituent: pH Analysis Run 10/19/2023 6:07 PM View: Trend Tests
Plant Arkwright Client: Southern Company Data: Arkwright No 3

Sanitas™ v.10.0.06 Software licensed to Groundwater Stats Consulting. UG

Sen's Slope Estimator

ARGWA-13 (bg)

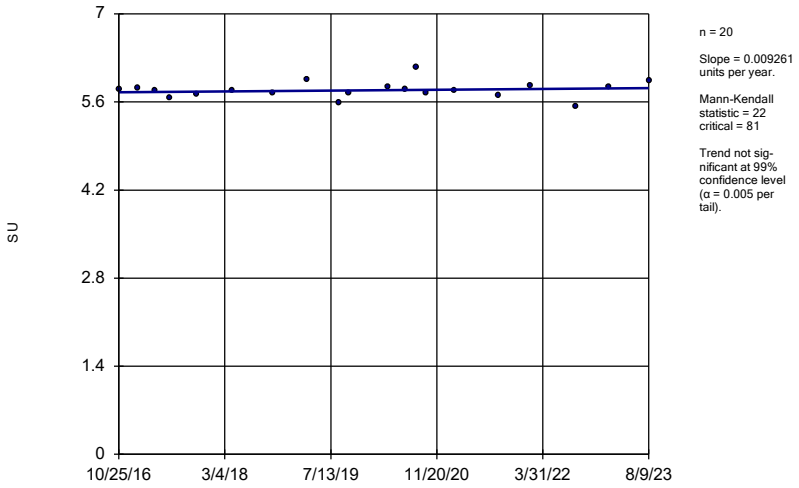

n = 20

Slope = 0.009261 units per year.

Mann-Kendall statistic = 22
critical = 81

Trend not significant at 99% confidence level (α = 0.005 per tail).

Constituent: pH Analysis Run 10/19/2023 6:07 PM View: Trend Tests
Plant Arkwright Client: Southern Company Data: Arkwright No 3

Sanitas™ v.10.0.06 Software licensed to Groundwater Stats Consulting. UG

Sen's Slope Estimator

ARGWA-14 (bg)

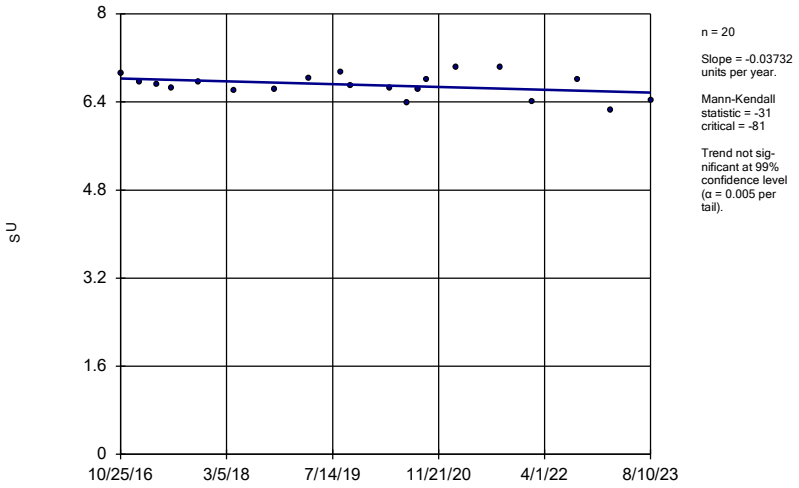

n = 20

Slope = -0.03732 units per year.

Mann-Kendall statistic = -31
critical = -81

Trend not significant at 99% confidence level (α = 0.005 per tail).

Constituent: pH Analysis Run 10/19/2023 6:07 PM View: Trend Tests
Plant Arkwright Client: Southern Company Data: Arkwright No 3

Sanitas™ v.10.0.06 Software licensed to Groundwater Stats Consulting. UG

Sen's Slope Estimator

ARGWA-24 (bg)

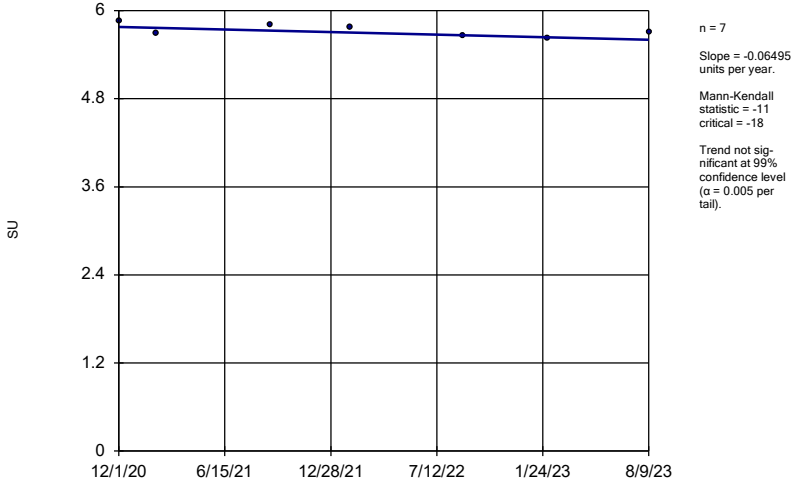

n = 7

Slope = -0.06495 units per year.

Mann-Kendall statistic = -11
critical = -18

Trend not significant at 99% confidence level (α = 0.005 per tail).

Constituent: pH Analysis Run 10/19/2023 6:07 PM View: Trend Tests
Plant Arkwright Client: Southern Company Data: Arkwright No 3

Sanitas™ v.10.0.06 Software licensed to Groundwater Stats Consulting. UG

Sen's Slope Estimator

ARGWA-3 (bg)

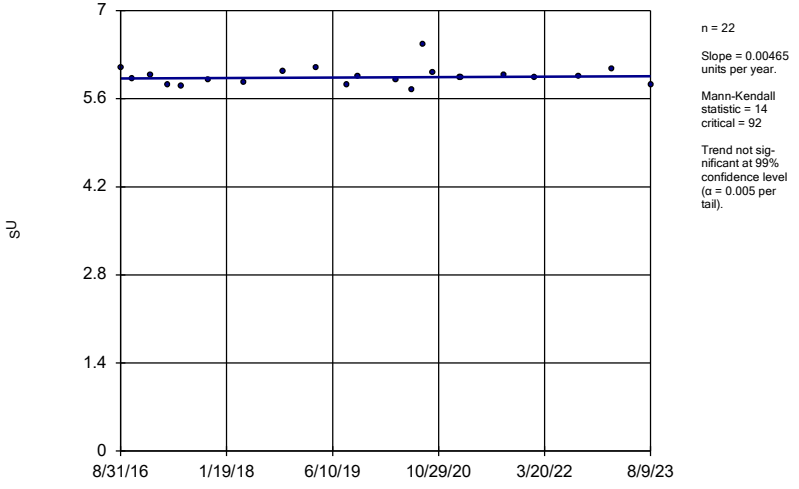

n = 22

Slope = 0.00465 units per year.

Mann-Kendall statistic = 14
critical = 92

Trend not significant at 99% confidence level (α = 0.005 per tail).

Constituent: pH Analysis Run 10/19/2023 6:07 PM View: Trend Tests
Plant Arkwright Client: Southern Company Data: Arkwright No 3

Sanitas™ v.10.0.06 Software licensed to Groundwater Stats Consulting. UG

Sen's Slope Estimator

ARGWA-5 (bg)

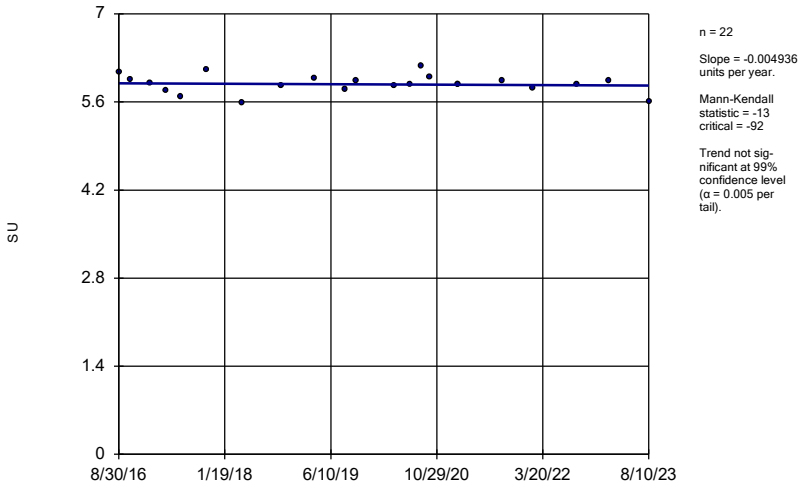

n = 22

Slope = -0.004936 units per year.

Mann-Kendall statistic = -13
critical = -92

Trend not significant at 99% confidence level (α = 0.005 per tail).

Constituent: pH Analysis Run 10/19/2023 6:07 PM View: Trend Tests
Plant Arkwright Client: Southern Company Data: Arkwright No 3

Sanitas™ v.10.0.06 Software licensed to Groundwater Stats Consulting. UG

Sen's Slope Estimator

ARGWC-16

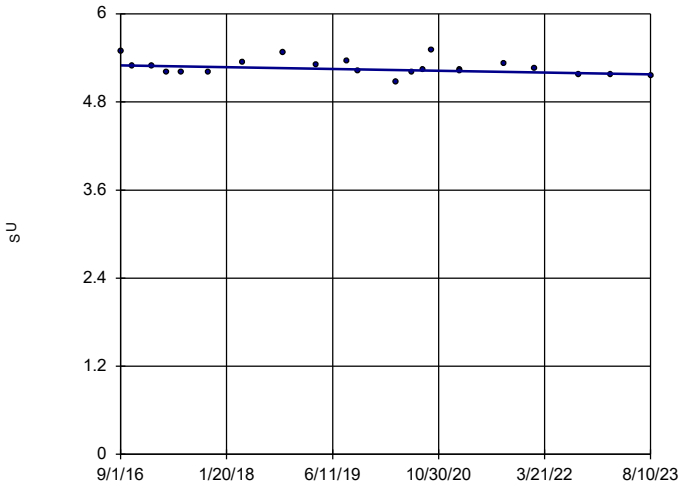

n = 22

Slope = -0.0175 units per year.

Mann-Kendall statistic = -60
critical = -92

Trend not significant at 99% confidence level (α = 0.005 per tail).

Constituent: pH Analysis Run 10/19/2023 6:07 PM View: Trend Tests
Plant Arkwright Client: Southern Company Data: Arkwright No 3

Sanitas™ v.10.0.06 Software licensed to Groundwater Stats Consulting. UG

Sen's Slope Estimator

ARGWC-17

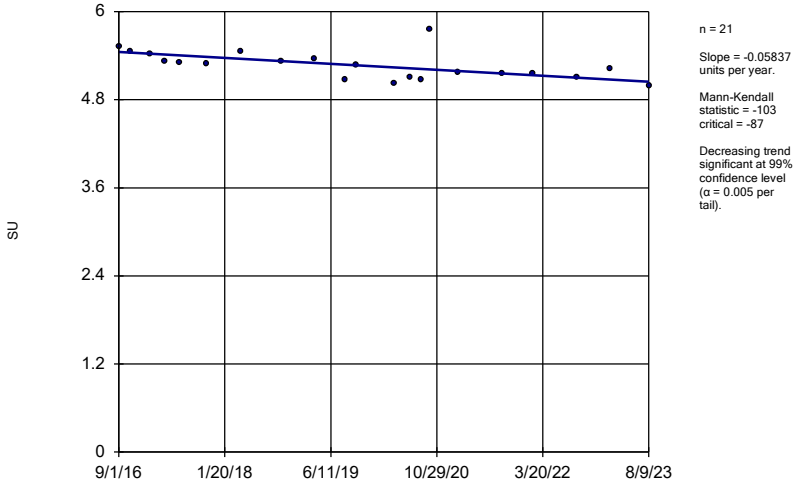

n = 21

Slope = -0.05837 units per year.

Mann-Kendall statistic = -103
critical = -87

Decreasing trend significant at 99% confidence level (α = 0.005 per tail).

Constituent: pH Analysis Run 10/19/2023 6:07 PM View: Trend Tests
Plant Arkwright Client: Southern Company Data: Arkwright No 3

Sanitas™ v.10.0.06 Software licensed to Groundwater Stats Consulting. UG

Sen's Slope Estimator

ARGWA-12 (bg)

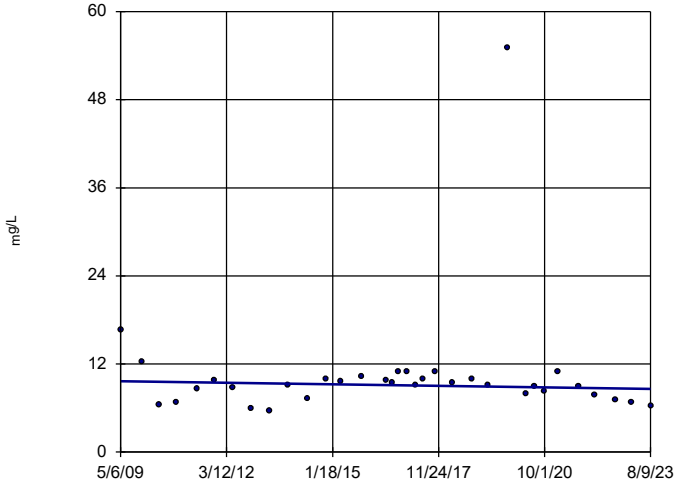

n = 34

Slope = -0.07526 units per year.

Mann-Kendall statistic = -51
critical = -176

Trend not significant at 99% confidence level (α = 0.005 per tail).

Constituent: Sulfate Analysis Run 10/19/2023 6:07 PM View: Trend Tests
Plant Arkwright Client: Southern Company Data: Arkwright No 3

Sanitas™ v.10.0.06 Software licensed to Groundwater Stats Consulting. UG

Sen's Slope Estimator

ARGWA-13 (bg)

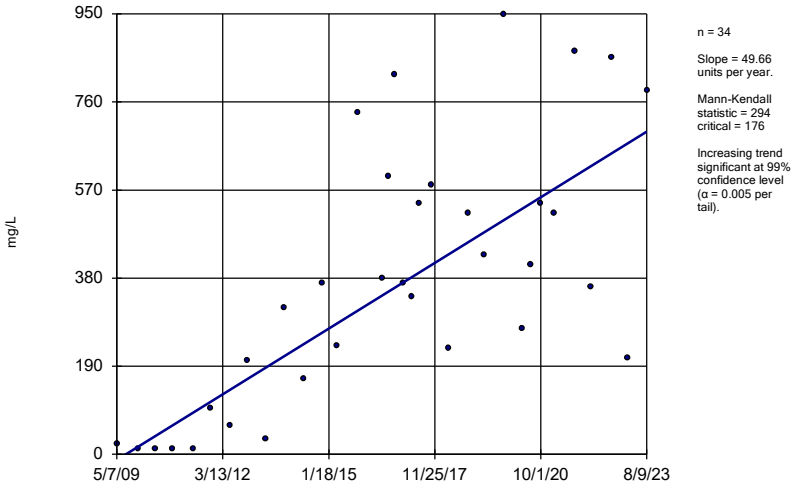

n = 34

Slope = 49.66 units per year.

Mann-Kendall statistic = 294 critical = 176

Increasing trend significant at 99% confidence level (α = 0.005 per tail).

Constituent: Sulfate Analysis Run 10/19/2023 6:07 PM View: Trend Tests

Plant Arkwright Client: Southern Company Data: Arkwright No 3

Sanitas™ v.10.0.06 Software licensed to Groundwater Stats Consulting. UG

Sen's Slope Estimator

ARGWA-14 (bg)

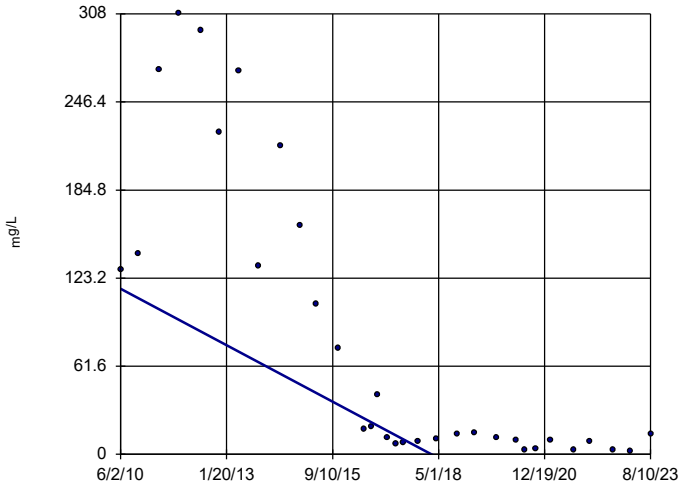

n = 32

Slope = -14.95 units per year.

Mann-Kendall statistic = -346 critical = -161

Decreasing trend significant at 99% confidence level (α = 0.005 per tail).

Constituent: Sulfate Analysis Run 10/19/2023 6:07 PM View: Trend Tests

Plant Arkwright Client: Southern Company Data: Arkwright No 3

Sanitas™ v.10.0.06 Software licensed to Groundwater Stats Consulting. UG

Sen's Slope Estimator

ARGWA-24 (bg)

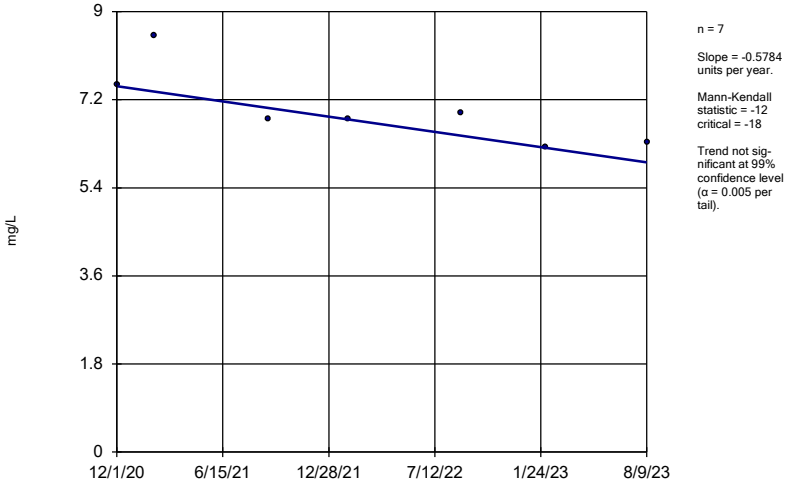

n = 7

Slope = -0.5784 units per year.

Mann-Kendall statistic = -12 critical = -18

Trend not significant at 99% confidence level (α = 0.005 per tail).

Constituent: Sulfate Analysis Run 10/19/2023 6:07 PM View: Trend Tests

Plant Arkwright Client: Southern Company Data: Arkwright No 3

Sanitas™ v.10.0.06 Software licensed to Groundwater Stats Consulting. UG

Hollow symbols indicate censored values.

Sen's Slope Estimator

ARGWA-3 (bg)

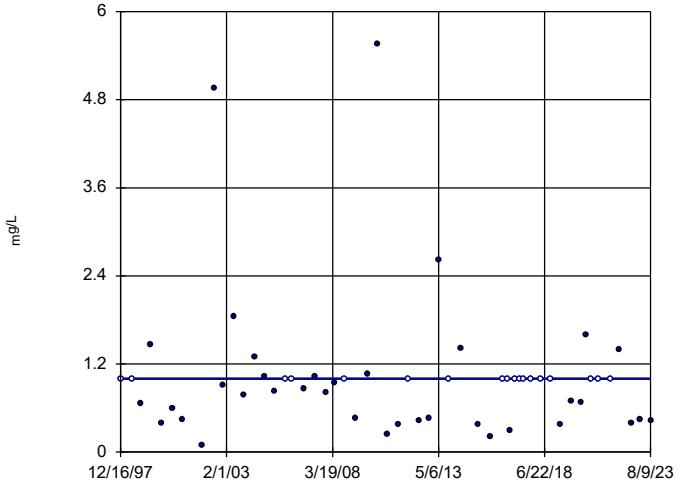

n = 55

Slope = 0 units per year.

Mann-Kendall normal approx. = -0.4882 critical = -2.58

Trend not significant at 99% confidence level (α = 0.005 per tail).

Constituent: Sulfate Analysis Run 10/19/2023 6:07 PM View: Trend Tests

Plant Arkwright Client: Southern Company Data: Arkwright No 3

Sanitas™ v.10.0.06 Software licensed to Groundwater Stats Consulting. UG
Hollow symbols indicate censored values.

Sen's Slope Estimator

ARGWA-5 (bg)

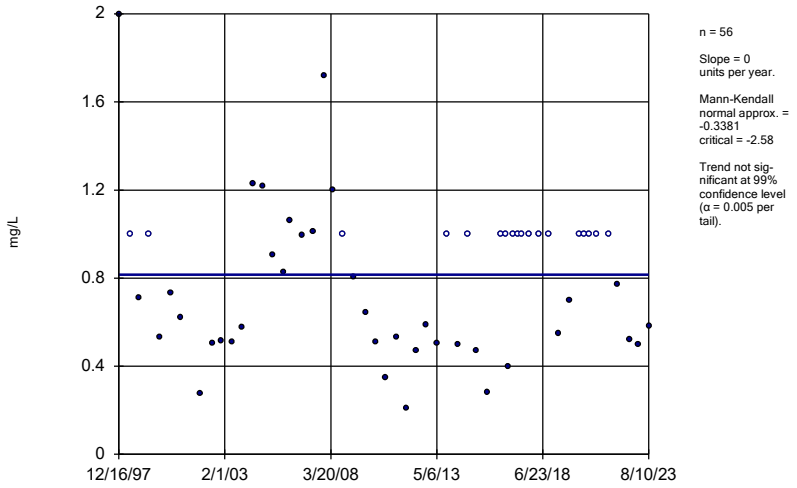

n = 56

Slope = 0
units per year.

Mann-Kendall
normal approx. =
-0.3381
critical = -2.58

Trend not sig-
nificant at 99%
confidence level
(α = 0.005 per
tail).

Constituent: Sulfate Analysis Run 10/19/2023 6:07 PM View: Trend Tests
Plant Arkwright Client: Southern Company Data: Arkwright No 3

Sanitas™ v.10.0.06 Software licensed to Groundwater Stats Consulting. UG
Hollow symbols indicate censored values.

Sen's Slope Estimator

ARGWC-10

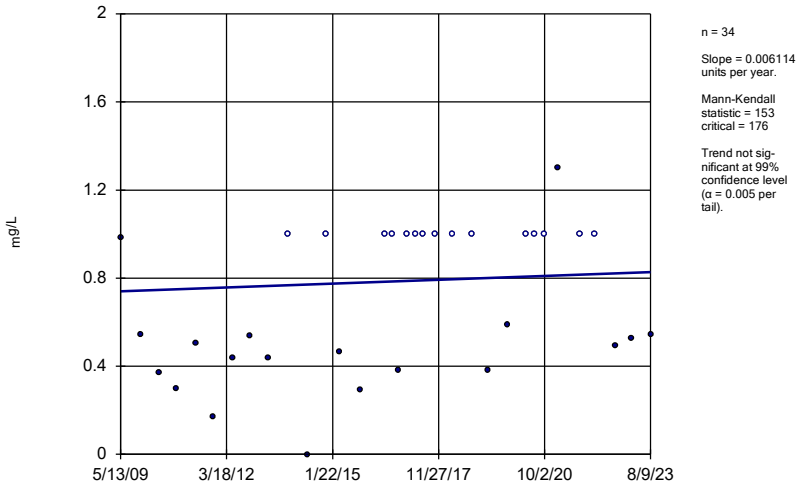

n = 34

Slope = 0.006114
units per year.

Mann-Kendall
statistic = 153
critical = 176

Trend not sig-
nificant at 99%
confidence level
(α = 0.005 per
tail).

Constituent: Sulfate Analysis Run 10/19/2023 6:07 PM View: Trend Tests
Plant Arkwright Client: Southern Company Data: Arkwright No 3

Sanitas™ v.10.0.06 Software licensed to Groundwater Stats Consulting. UG

Sen's Slope Estimator

ARGWC-15

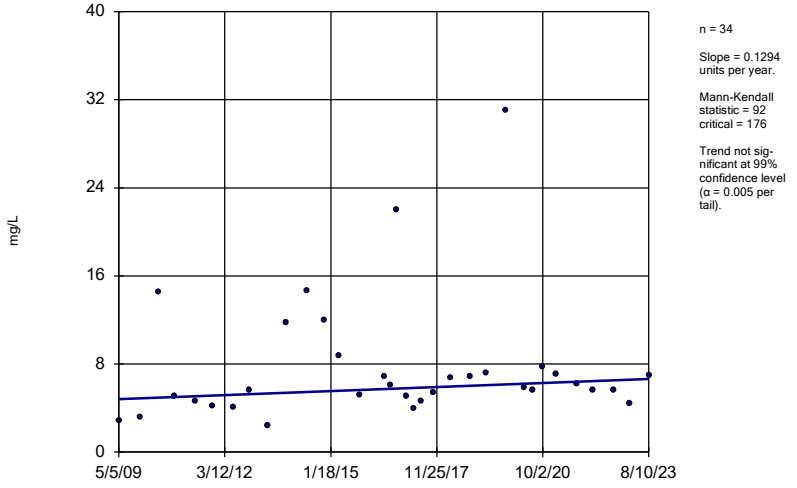

n = 34

Slope = 0.1294
units per year.

Mann-Kendall
statistic = 92
critical = 176

Trend not sig-
nificant at 99%
confidence level
(α = 0.005 per
tail).

Constituent: Sulfate Analysis Run 10/19/2023 6:07 PM View: Trend Tests
Plant Arkwright Client: Southern Company Data: Arkwright No 3

Sanitas™ v.10.0.06 Software licensed to Groundwater Stats Consulting. UG

Sen's Slope Estimator

ARGWC-16

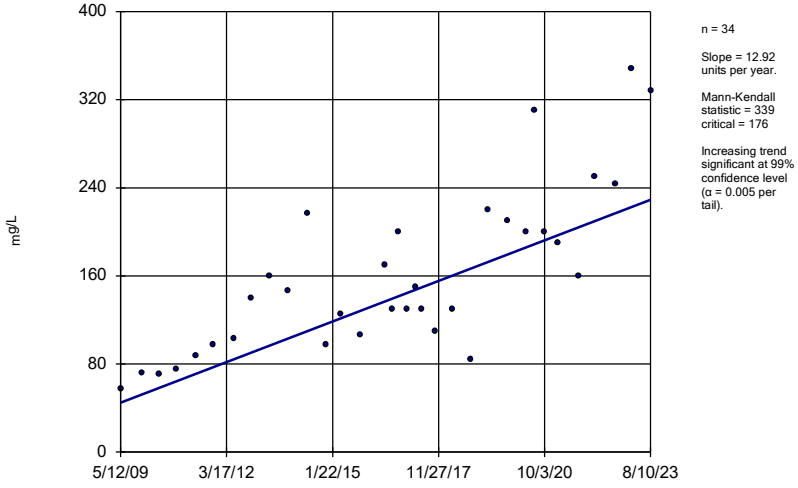

n = 34

Slope = 12.92
units per year.

Mann-Kendall
statistic = 339
critical = 176

Increasing trend
significant at 99%
confidence level
(α = 0.005 per
tail).

Constituent: Sulfate Analysis Run 10/19/2023 6:07 PM View: Trend Tests
Plant Arkwright Client: Southern Company Data: Arkwright No 3

Sanitas™ v.10.0.06 Software licensed to Groundwater Stats Consulting. UG

Sen's Slope Estimator

ARGWC-17

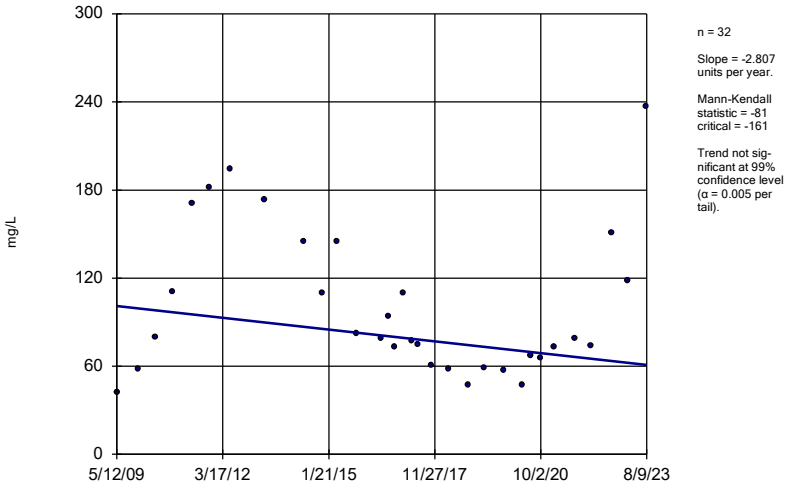

n = 32

Slope = -2.807 units per year.

Mann-Kendall statistic = -81
critical = -161

Trend not significant at 99% confidence level (α = 0.005 per tail).

Constituent: Sulfate Analysis Run 10/19/2023 6:07 PM View: Trend Tests
Plant Arkwright Client: Southern Company Data: Arkwright No 3

Sanitas™ v.10.0.06 Software licensed to Groundwater Stats Consulting. UG

Sen's Slope Estimator

ARGWC-18

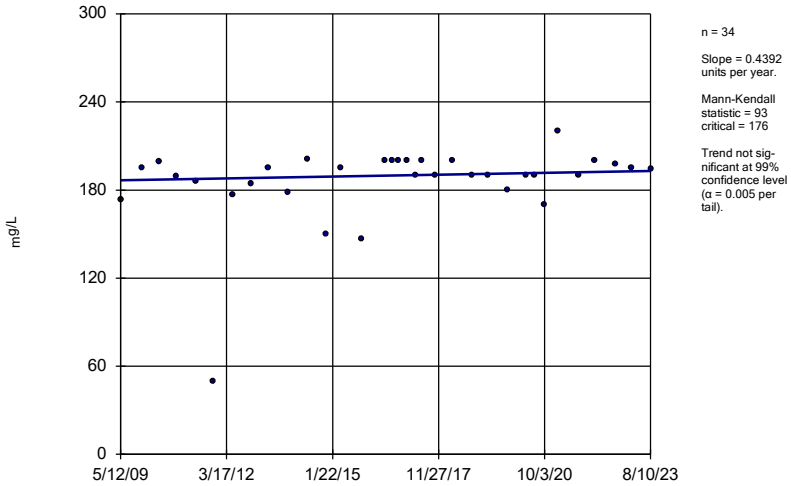

n = 34

Slope = 0.4392 units per year.

Mann-Kendall statistic = 93
critical = 176

Trend not significant at 99% confidence level (α = 0.005 per tail).

Constituent: Sulfate Analysis Run 10/19/2023 6:07 PM View: Trend Tests
Plant Arkwright Client: Southern Company Data: Arkwright No 3

Sanitas™ v.10.0.06 Software licensed to Groundwater Stats Consulting. UG

Sen's Slope Estimator

ARGWC-7

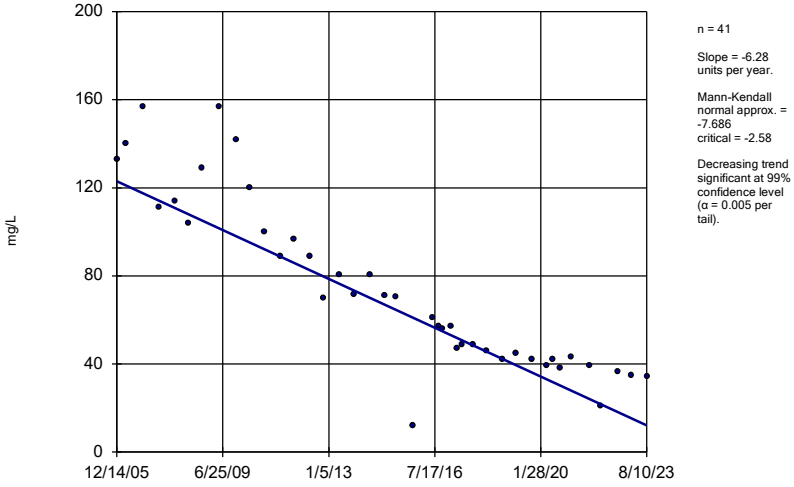

n = 41

Slope = -6.28 units per year.

Mann-Kendall normal approx. = -7.686
critical = -2.58

Decreasing trend significant at 99% confidence level (α = 0.005 per tail).

Constituent: Sulfate Analysis Run 10/19/2023 6:07 PM View: Trend Tests
Plant Arkwright Client: Southern Company Data: Arkwright No 3

Sanitas™ v.10.0.06 Software licensed to Groundwater Stats Consulting. UG

Sen's Slope Estimator

ARGWC-8

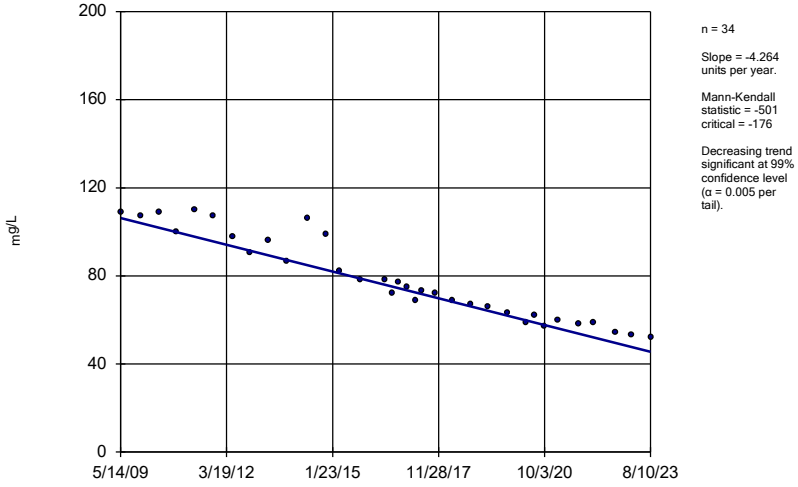

n = 34

Slope = -4.264 units per year.

Mann-Kendall statistic = -501
critical = -176

Decreasing trend significant at 99% confidence level (α = 0.005 per tail).

Constituent: Sulfate Analysis Run 10/19/2023 6:07 PM View: Trend Tests
Plant Arkwright Client: Southern Company Data: Arkwright No 3

Sanitas™ v.10.0.06 Software licensed to Groundwater Stats Consulting. UG
Hollow symbols indicate censored values.

Sen's Slope Estimator

ARGWC-9

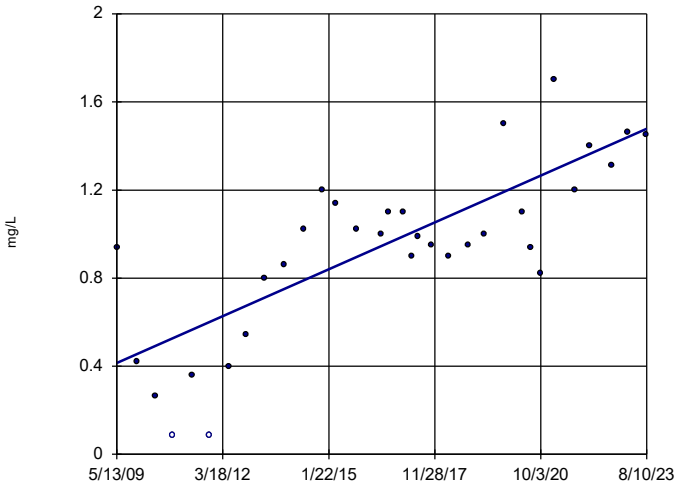

n = 33

Slope = 0.07462 units per year.

Mann-Kendall statistic = 277
critical = 167

Increasing trend significant at 99% confidence level (α = 0.005 per tail).

Constituent: Sulfate Analysis Run 10/19/2023 6:07 PM View: Trend Tests

Plant Arkwright Client: Southern Company Data: Arkwright No 3

FIGURE G.

Upper Tolerance Limits

Plant Arkwright Client: Southern Company Data: Arkwright No 3 Printed 10/13/2023, 1:49 PM

Constituent	Upper Lim.	Bg N	Bg Mean	Std. Dev.	%NDs	ND Adj.	Transform	Alpha	Method
Antimony (mg/L)	0.003	92	n/a	n/a	96.74	n/a	n/a	0.008924	NP Inter(NDs)
Arsenic (mg/L)	0.00593	223	n/a	n/a	81.17	n/a	n/a	NaN	NP Inter(NDs)
Barium (mg/L)	0.24	220	n/a	n/a	0	n/a	n/a	NaN	NP Inter(normality)
Beryllium (mg/L)	0.0005	102	n/a	n/a	97.06	n/a	n/a	0.005343	NP Inter(NDs)
Cadmium (mg/L)	0.0043	215	n/a	n/a	94.88	n/a	n/a	NaN	NP Inter(NDs)
Chromium (mg/L)	0.0139	102	n/a	n/a	66.67	n/a	n/a	0.005343	NP Inter(NDs)
Cobalt (mg/L)	0.0058	107	n/a	n/a	81.31	n/a	n/a	0.004135	NP Inter(NDs)
Combined Radium 226 + 228 (pCi/L)	4.25	102	n/a	n/a	0	n/a	n/a	0.005343	NP Inter(normality)
Fluoride (mg/L)	0.53	112	n/a	n/a	30.36	n/a	n/a	0.003199	NP Inter(normality)
Lead (mg/L)	0.013	221	n/a	n/a	90.05	n/a	n/a	NaN	NP Inter(NDs)
Lithium (mg/L)	0.01	106	n/a	n/a	48.11	n/a	n/a	0.004352	NP Inter(normality)
Mercury (mg/L)	0.0002	87	n/a	n/a	96.55	n/a	n/a	0.01153	NP Inter(NDs)
Molybdenum (mg/L)	0.004	107	n/a	n/a	85.98	n/a	n/a	0.004135	NP Inter(NDs)
Selenium (mg/L)	0.034	223	n/a	n/a	82.51	n/a	n/a	NaN	NP Inter(NDs)
Silver (mg/L)	0.0051	191	n/a	n/a	94.76	n/a	n/a	NaN	NP Inter(NDs)
Thallium (mg/L)	0.002	102	n/a	n/a	93.14	n/a	n/a	0.005343	NP Inter(NDs)

FIGURE H.

PLANT ARKWRIGHT LF #3 GWPS				
Constituent Name	**MCL**	**CCR-Rule Specified Level**	**Background Limit**	**GWPS**
Antimony, Total (mg/L)	0.006		0.003	0.006
Arsenic, Total (mg/L)	0.01		0.006	0.01
Barium, Total (mg/L)	2		0.24	2
Beryllium, Total (mg/L)	0.004		0.0005	0.004
Cadmium, Total (mg/L)	0.005		0.0043	0.005
Chromium, Total (mg/L)	0.1		0.014	0.1
Cobalt, Total (mg/L)	n/a	0.006	0.0058	0.006
Combined Radium, Total (pCi/L)	5		4.25	5
Fluoride, Total (mg/L)	4		0.53	4
Lead, Total (mg/L)	n/a	0.015	0.013	0.015
Lithium, Total (mg/L)	n/a	0.04	0.01	0.04
Mercury, Total (mg/L)	0.002		0.0002	0.002
Molybdenum, Total (mg/L)	n/a	0.1	0.004	0.1
Selenium, Total (mg/L)	0.05		0.034	0.05
Silver, Total (mg/L)	n/a		0.0051	0.0051
Thallium, Total (mg/L)	0.002		0.002	0.002

**MCL = Maximum Contaminant Level*

**GWPS = Groundwater Protection Standard*

**CCR = Coal Combustion Residuals*

FIGURE I.

Confidence Interval Summary Table - Significant Results

Plant Arkwright Client: Southern Company Data: Arkwright No 3 Printed 10/13/2023, 1:56 PM

Constituent	Well	Upper Lim.	Lower Lim.	Compliance	Sig.	N	Mean	Std. Dev.	%NDs	ND Adj.	Transform	Alpha	Method
Cobalt (mg/L)	**ARGWC-17**	**0.03371**	**0.02052**	**0.006**	**Yes**	**20**	**0.02791**	**0.01317**	**0**	**None**	**sqrt(x)**	**0.01**	**Param.**

Confidence Interval Summary Table - All Results

Plant Arkwright Client: Southern Company Data: Arkwright No 3 Printed 10/13/2023, 1:56 PM

Constituent	Well	Upper Lim.	Lower Lim.	Compliance	Sig.	N	Mean	Std. Dev.	%NDs	ND Adj.	Transform	Alpha	Method
Antimony (mg/L)	ARGWC-10	0.003	0.00094	0.006	No	17	0.002879	0.0004996	94.12	None	No	0.01	NP (NDs)
Antimony (mg/L)	ARGWC-7	0.003	0.0013	0.006	No	17	0.0029	0.0004123	94.12	None	No	0.01	NP (NDs)
Antimony (mg/L)	ARGWC-9	0.003	0.00048	0.006	No	17	0.002852	0.0006112	94.12	None	No	0.01	NP (NDs)
Arsenic (mg/L)	ARAMW-3	0.005	0.00034	0.01	No	7	0.004334	0.001761	85.71	None	No	0.008	NP (NDs)
Arsenic (mg/L)	ARAMW-4	0.005	0.00034	0.01	No	8	0.002735	0.002166	37.5	None	No	0.004	NP (normality)
Arsenic (mg/L)	ARGWC-10	0.005	0.0019	0.01	No	34	0.004659	0.001128	91.18	None	No	0.01	NP (NDs)
Arsenic (mg/L)	ARGWC-15	0.005	0.0024	0.01	No	35	0.004668	0.001133	91.43	None	No	0.01	NP (NDs)
Arsenic (mg/L)	ARGWC-16	0.005	0.00431	0.01	No	34	0.004466	0.001427	85.29	None	No	0.01	NP (NDs)
Arsenic (mg/L)	ARGWC-17	0.005	0.0015	0.01	No	34	0.004249	0.001654	82.35	None	No	0.01	NP (NDs)
Arsenic (mg/L)	ARGWC-18	0.005	0.0016	0.01	No	34	0.0045	0.001402	88.24	None	No	0.01	NP (NDs)
Arsenic (mg/L)	ARGWC-7	0.005	0.005	0.01	No	42	0.004811	0.0008353	92.86	None	No	0.01	NP (NDs)
Arsenic (mg/L)	ARGWC-8	0.005	0.00337	0.01	No	35	0.004471	0.00138	85.71	None	No	0.01	NP (NDs)
Arsenic (mg/L)	ARGWC-9	0.005	0.00457	0.01	No	34	0.004741	0.001004	91.18	None	No	0.01	NP (NDs)
Barium (mg/L)	ARAMW-3	0.094	0.0559	2	No	7	0.07197	0.01518	0	None	No	0.008	NP (normality)
Barium (mg/L)	ARAMW-4	0.053	0.036	2	No	8	0.0415	0.007334	0	None	No	0.004	NP (normality)
Barium (mg/L)	ARAMW-6	0.04615	0.0374	2	No	7	0.04177	0.003683	0	None	No	0.01	Param.
Barium (mg/L)	ARGWC-10	0.03222	0.03009	2	No	34	0.03116	0.002545	0	None	No	0.01	Param.
Barium (mg/L)	ARGWC-15	0.038	0.03	2	No	34	0.03633	0.00933	0	None	No	0.01	NP (normality)
Barium (mg/L)	ARGWC-16	0.06155	0.04984	2	No	34	0.05569	0.01397	0	None	No	0.01	Param.
Barium (mg/L)	ARGWC-17	0.058	0.045	2	No	34	0.05615	0.01768	0	None	No	0.01	NP (normality)
Barium (mg/L)	ARGWC-18	0.04085	0.0358	2	No	33	0.03851	0.006148	0	None	sqrt(x)	0.01	Param.
Barium (mg/L)	ARGWC-7	0.03703	0.031	2	No	42	0.03442	0.008361	0	None	sqrt(x)	0.01	Param.
Barium (mg/L)	ARGWC-8	0.04732	0.0411	2	No	35	0.04421	0.007541	0	None	No	0.01	Param.
Barium (mg/L)	ARGWC-9	0.04388	0.03851	2	No	34	0.0412	0.006405	0	None	No	0.01	Param.
Beryllium (mg/L)	ARGWC-16	0.0005	0.00027	0.004	No	19	0.0004879	0.00005277	94.74	None	No	0.01	NP (NDs)
Beryllium (mg/L)	ARGWC-17	0.0025	0.00034	0.004	No	19	0.001175	0.001046	36.84	None	No	0.01	NP (normality)
Beryllium (mg/L)	ARGWC-18	0.0005	0.00034	0.004	No	19	0.0004916	0.00003671	94.74	None	No	0.01	NP (NDs)
Beryllium (mg/L)	ARGWC-7	0.0005	0.00041	0.004	No	19	0.0004742	0.00009293	89.47	None	No	0.01	NP (NDs)
Beryllium (mg/L)	ARGWC-8	0.0005	0.00047	0.004	No	19	0.0004984	0.000006882	94.74	None	No	0.01	NP (NDs)
Beryllium (mg/L)	ARGWC-9	0.0005	0.00037	0.004	No	19	0.0004932	0.00002982	94.74	None	No	0.01	NP (NDs)
Cadmium (mg/L)	ARAMW-4	0.001	0.00023	0.005	No	7	0.00089	0.000291	85.71	None	No	0.008	NP (NDs)
Cadmium (mg/L)	ARGWC-15	0.001	0.001	0.005	No	34	0.0009706	0.0001715	97.06	None	No	0.01	NP (NDs)
Cadmium (mg/L)	ARGWC-16	0.001	0.001	0.005	No	34	0.0009735	0.0001543	97.06	None	No	0.01	NP (NDs)
Cadmium (mg/L)	ARGWC-17	0.001	0.000445	0.005	No	34	0.0009016	0.0002994	82.35	None	No	0.01	NP (NDs)
Chromium (mg/L)	ARGWC-10	0.005345	0.004548	0.1	No	19	0.004977	0.0007404	0	None	ln(x)	0.01	Param.
Chromium (mg/L)	ARGWC-15	0.01	0.0087	0.1	No	19	0.009111	0.002459	84.21	None	No	0.01	NP (NDs)
Chromium (mg/L)	ARGWC-16	0.0027	0.0017	0.1	No	19	0.003179	0.003055	15.79	None	No	0.01	NP (normality)
Chromium (mg/L)	ARGWC-17	0.01	0.0021	0.1	No	19	0.008684	0.003125	84.21	None	No	0.01	NP (NDs)
Chromium (mg/L)	ARGWC-7	0.00375	0.003155	0.1	No	19	0.003453	0.0005084	0	None	No	0.01	Param.
Chromium (mg/L)	ARGWC-8	0.01	0.0017	0.1	No	19	0.009116	0.002649	89.47	None	No	0.01	NP (NDs)
Chromium (mg/L)	ARGWC-9	0.0109	0.0071	0.1	No	19	0.008781	0.001547	0	None	No	0.01	NP (normality)
Cobalt (mg/L)	ARAMW-3	0.0011	0.000421	0.006	No	8	0.0005795	0.0002179	0	None	No	0.004	NP (normality)
Cobalt (mg/L)	ARAMW-4	0.005415	0.003807	0.006	No	10	0.004611	0.0009007	0	None	No	0.01	Param.
Cobalt (mg/L)	ARAMW-6	0.002258	0.00008955	0.006	No	8	0.001526	0.00147	37.5	Kaplan-Meier	sqrt(x)	0.01	Param.
Cobalt (mg/L)	ARGWC-10	0.001	0.00019	0.006	No	20	0.000832	0.0003449	80	Kaplan-Meier	No	0.01	NP (NDs)
Cobalt (mg/L)	ARGWC-15	0.001565	0.0002998	0.006	No	20	0.003165	0.006797	40	Kaplan-Meier	ln(x)	0.01	Param.
Cobalt (mg/L)	ARGWC-16	0.001	0.00026	0.006	No	20	0.0008775	0.0003	85	Kaplan-Meier	No	0.01	NP (NDs)
Cobalt (mg/L)	**ARGWC-17**	**0.03371**	**0.02052**	**0.006**	**Yes**	**20**	**0.02791**	**0.01317**	**0**	**None**	**sqrt(x)**	**0.01**	**Param.**
Cobalt (mg/L)	ARGWC-18	0.00147	0.00115	0.006	No	20	0.00131	0.0002811	0	None	No	0.01	Param.
Cobalt (mg/L)	ARGWC-7	0.001	0.00034	0.006	No	20	0.0009213	0.0002457	90	None	No	0.01	NP (NDs)
Cobalt (mg/L)	ARGWC-8	0.001	0.00021	0.006	No	20	0.0006915	0.0003918	60	None	No	0.01	NP (NDs)
Cobalt (mg/L)	ARGWC-9	0.001	0.00021	0.006	No	20	0.0008745	0.0003068	85	None	No	0.01	NP (NDs)
Combined Radium 226 + 228 (pCi/L)	ARAMW-3	1.523	-0.04513	5	No	7	0.739	0.6601	0	None	No	0.01	Param.
Combined Radium 226 + 228 (pCi/L)	ARAMW-4	1.593	0.365	5	No	8	0.9553	0.697	0	None	sqrt(x)	0.01	Param.
Combined Radium 226 + 228 (pCi/L)	ARAMW-6	1.328	0.01078	5	No	7	0.6696	0.5547	0	None	No	0.01	Param.

Confidence Interval Summary Table - All Results

Plant Arkwright Client: Southern Company Data: Arkwright No 3 Printed 10/13/2023, 1:56 PM

Constituent	Well	Upper Lim.	Lower Lim.	Compliance	Sig.	N	Mean	Std. Dev.	%NDs	ND Adj.	Transform	Alpha	Method
Combined Radium 226 + 228 (pCi/L)	ARGWC-10	0.414	-0.0271	5	No	19	0.3956	0.6929	0	None	No	0.01	NP (normality)
Combined Radium 226 + 228 (pCi/L)	ARGWC-15	1.62	0.376	5	No	19	0.8256	0.7809	0	None	No	0.01	NP (normality)
Combined Radium 226 + 228 (pCi/L)	ARGWC-16	0.712	0.0598	5	No	19	0.4452	0.4268	0	None	No	0.01	NP (normality)
Combined Radium 226 + 228 (pCi/L)	ARGWC-17	0.781	0.107	5	No	19	0.4952	0.4983	0	None	No	0.01	NP (normality)
Combined Radium 226 + 228 (pCi/L)	ARGWC-18	0.693	0.191	5	No	19	0.684	0.697	0	None	No	0.01	NP (normality)
Combined Radium 226 + 228 (pCi/L)	ARGWC-7	0.804	0.229	5	No	19	0.5016	0.4304	0	None	No	0.01	NP (normality)
Combined Radium 226 + 228 (pCi/L)	ARGWC-8	0.5024	0.2292	5	No	19	0.3658	0.2333	0	None	No	0.01	Param.
Combined Radium 226 + 228 (pCi/L)	ARGWC-9	0.4418	0.1615	5	No	19	0.3017	0.2393	0	None	No	0.01	Param.
Fluoride (mg/L)	ARAMW-3	0.1523	0.06015	4	No	8	0.1063	0.04349	12.5	None	No	0.01	Param.
Fluoride (mg/L)	ARAMW-4	0.23	0.028	4	No	9	0.06256	0.06377	11.11	None	No	0.002	NP (normality)
Fluoride (mg/L)	ARAMW-6	0.1447	0.05951	4	No	8	0.1021	0.0402	0	None	No	0.01	Param.
Fluoride (mg/L)	ARGWC-10	0.08233	0.05038	4	No	21	0.08167	0.02841	42.86	Kaplan-Meier	No	0.01	Param.
Fluoride (mg/L)	ARGWC-15	0.1521	0.08418	4	No	21	0.143	0.06834	19.05	Kaplan-Meier	No	0.01	Param.
Fluoride (mg/L)	ARGWC-16	0.1	0.0335	4	No	21	0.07236	0.03174	52.38	Kaplan-Meier	No	0.01	NP (NDs)
Fluoride (mg/L)	ARGWC-17	0.1	0.053	4	No	21	0.08214	0.03124	57.14	Kaplan-Meier	No	0.01	NP (NDs)
Fluoride (mg/L)	ARGWC-18	0.1194	0.08095	4	No	20	0.1002	0.03382	5	None	No	0.01	Param.
Fluoride (mg/L)	ARGWC-7	0.1	0.033	4	No	21	0.08	0.03097	66.67	None	No	0.01	NP (NDs)
Fluoride (mg/L)	ARGWC-8	0.1601	0.1167	4	No	20	0.1384	0.03827	0	None	No	0.01	Param.
Fluoride (mg/L)	ARGWC-9	0.1092	0.04655	4	No	21	0.08876	0.0462	42.86	Kaplan-Meier	No	0.01	Param.
Lead (mg/L)	ARGWC-10	0.002	0.002	0.015	No	35	0.002775	0.004921	94.29	None	No	0.01	NP (NDs)
Lead (mg/L)	ARGWC-15	0.002	0.0016	0.015	No	34	0.001963	0.0007569	82.35	None	No	0.01	NP (NDs)
Lead (mg/L)	ARGWC-16	0.002	0.002	0.015	No	35	0.001949	0.0003026	97.14	None	No	0.01	NP (NDs)
Lead (mg/L)	ARGWC-17	0.002	0.002	0.015	No	35	0.001949	0.0003009	97.14	None	No	0.01	NP (NDs)
Lead (mg/L)	ARGWC-18	0.002	0.00031	0.015	No	35	0.0018	0.000566	88.57	None	No	0.01	NP (NDs)
Lead (mg/L)	ARGWC-7	0.002	0.002	0.015	No	41	0.002001	0.000265	95.12	None	No	0.01	NP (NDs)
Lead (mg/L)	ARGWC-8	0.002	0.002	0.015	No	35	0.001898	0.0004204	94.29	None	No	0.01	NP (NDs)
Lead (mg/L)	ARGWC-9	0.002	0.002	0.015	No	35	0.001947	0.000311	97.14	None	No	0.01	NP (NDs)
Lithium (mg/L)	ARAMW-3	0.005124	0.003313	0.04	No	8	0.004219	0.0008541	12.5	None	No	0.01	Param.
Lithium (mg/L)	ARAMW-4	0.0137	0.01208	0.04	No	9	0.01289	0.0008418	0	None	No	0.01	Param.
Lithium (mg/L)	ARGWC-10	0.01	0.0055	0.04	No	20	0.008465	0.003261	80	None	No	0.01	NP (NDs)
Lithium (mg/L)	ARGWC-15	0.01	0.004	0.04	No	20	0.007995	0.003183	70	None	No	0.01	NP (NDs)
Lithium (mg/L)	ARGWC-16	0.01	0.0076	0.04	No	20	0.008715	0.002855	80	None	No	0.01	NP (NDs)
Lithium (mg/L)	ARGWC-17	0.01	0.0071	0.04	No	20	0.00861	0.003052	80	None	No	0.01	NP (NDs)
Lithium (mg/L)	ARGWC-18	0.0048	0.0037	0.04	No	20	0.004585	0.002157	10	None	No	0.01	NP (normality)
Lithium (mg/L)	ARGWC-7	0.01	0.0033	0.04	No	20	0.007034	0.003277	50	None	No	0.01	NP (normality)
Lithium (mg/L)	ARGWC-8	0.004153	0.003125	0.04	No	20	0.004247	0.001091	30	Kaplan-Meier	sqrt(x)	0.01	Param.
Lithium (mg/L)	ARGWC-9	0.01	0.0061	0.04	No	20	0.009805	0.0008721	95	Kaplan-Meier	No	0.01	NP (NDs)
Mercury (mg/L)	ARGWC-10	0.0002	0.000077	0.002	No	16	0.0001923	0.00003075	93.75	None	No	0.01	NP (NDs)
Mercury (mg/L)	ARGWC-15	0.0002	0.000071	0.002	No	16	0.0001919	0.00003225	93.75	None	No	0.01	NP (NDs)
Mercury (mg/L)	ARGWC-16	0.0002	0.000088	0.002	No	16	0.0001587	0.00005562	62.5	None	No	0.01	NP (NDs)
Mercury (mg/L)	ARGWC-18	0.0002	0.000074	0.002	No	16	0.0001921	0.0000315	93.75	None	No	0.01	NP (NDs)
Mercury (mg/L)	ARGWC-7	0.0002	0.00007	0.002	No	16	0.0001919	0.0000325	93.75	None	No	0.01	NP (NDs)
Mercury (mg/L)	ARGWC-8	0.0002	0.000081	0.002	No	16	0.0001926	0.00002975	93.75	None	No	0.01	NP (NDs)
Molybdenum (mg/L)	ARAMW-3	0.005853	0.0008648	0.1	No	9	0.003359	0.002583	0	None	No	0.01	Param.
Molybdenum (mg/L)	ARAMW-4	0.001	0.000288	0.1	No	9	0.0007929	0.0002936	55.56	None	No	0.002	NP (NDs)
Molybdenum (mg/L)	ARAMW-6	0.001	0.00065	0.1	No	9	0.0009611	0.0001167	88.89	None	No	0.002	NP (NDs)
Molybdenum (mg/L)	ARGWC-15	0.015	0.0011	0.1	No	20	0.005462	0.006416	30	None	No	0.01	NP (normality)
Molybdenum (mg/L)	ARGWC-18	0.001	0.000288	0.1	No	20	0.0009644	0.0001592	95	None	No	0.01	NP (NDs)
Molybdenum (mg/L)	ARGWC-8	0.04344	0.03862	0.1	No	20	0.04103	0.004239	0	None	No	0.01	Param.
Selenium (mg/L)	ARAMW-3	0.005	0.0024	0.05	No	7	0.004629	0.0009827	85.71	None	No	0.008	NP (NDs)
Selenium (mg/L)	ARAMW-4	0.005	0.0011	0.05	No	8	0.004512	0.001379	87.5	None	No	0.004	NP (NDs)
Selenium (mg/L)	ARGWC-10	0.005	0.005	0.05	No	35	0.004926	0.0005736	91.43	None	No	0.01	NP (NDs)
Selenium (mg/L)	ARGWC-15	0.005	0.0041	0.05	No	35	0.004584	0.001294	88.57	None	No	0.01	NP (NDs)
Selenium (mg/L)	ARGWC-16	0.005	0.0017	0.05	No	35	0.003235	0.001755	37.14	None	No	0.01	NP (normality)
Selenium (mg/L)	ARGWC-17	0.005	0.005	0.05	No	35	0.004828	0.0008572	91.43	None	No	0.01	NP (NDs)

Confidence Interval Summary Table - All Results

Plant Arkwright Client: Southern Company Data: Arkwright No 3 Printed 10/13/2023, 1:56 PM

Constituent	Well	Upper Lim.	Lower Lim.	Compliance	Sig.	N	Mean	Std. Dev.	%NDs	ND Adj.	Transform	Alpha	Method
Selenium (mg/L)	ARGWC-18	0.005	0.005	0.05	No	35	0.004843	0.0007613	94.29	None	No	0.01	NP (NDs)
Selenium (mg/L)	ARGWC-7	0.005	0.0046	0.05	No	42	0.004752	0.0009135	90.48	None	No	0.01	NP (NDs)
Selenium (mg/L)	ARGWC-8	0.005	0.005	0.05	No	35	0.004957	0.0002535	97.14	None	No	0.01	NP (NDs)
Selenium (mg/L)	ARGWC-9	0.005	0.0049	0.05	No	35	0.004712	0.001114	88.57	None	No	0.01	NP (NDs)
Silver (mg/L)	ARGWC-10	0.001	0.0009	0.0051	No	29	0.0009907	0.00003605	93.1	None	No	0.01	NP (NDs)
Silver (mg/L)	ARGWC-15	0.001	0.00098	0.0051	No	29	0.0009493	0.0001885	89.66	None	No	0.01	NP (NDs)
Silver (mg/L)	ARGWC-16	0.001	0.0004	0.0051	No	29	0.0009572	0.0001757	89.66	None	No	0.01	NP (NDs)
Silver (mg/L)	ARGWC-17	0.0011	0.001	0.0051	No	29	0.001017	0.00007592	93.1	None	No	0.01	NP (NDs)
Silver (mg/L)	ARGWC-18	0.001	0.0008	0.0051	No	29	0.0009931	0.00003714	96.55	None	No	0.01	NP (NDs)
Silver (mg/L)	ARGWC-7	0.001	0.001	0.0051	No	36	0.001003	0.00001667	97.22	None	No	0.01	NP (NDs)
Silver (mg/L)	ARGWC-9	0.001	0.0007	0.0051	No	28	0.0009893	0.00005669	96.43	None	No	0.01	NP (NDs)
Thallium (mg/L)	ARAMW-4	0.002	0.00022	0.002	No	8	0.001778	0.0006293	87.5	None	No	0.004	NP (NDs)
Thallium (mg/L)	ARAMW-6	0.002	0.00018	0.002	No	7	0.00174	0.0006879	85.71	None	No	0.008	NP (NDs)
Thallium (mg/L)	ARGWC-15	0.002	0.000095	0.002	No	19	0.0019	0.000437	94.74	None	No	0.01	NP (NDs)
Thallium (mg/L)	ARGWC-16	0.002	0.00027	0.002	No	19	0.001725	0.0006531	84.21	None	No	0.01	NP (NDs)
Thallium (mg/L)	ARGWC-17	0.002	0.00063	0.002	No	19	0.001928	0.0003143	94.74	None	No	0.01	NP (NDs)
Thallium (mg/L)	ARGWC-18	0.002	0.00028	0.002	No	19	0.001909	0.0003946	94.74	None	No	0.01	NP (NDs)

Sanitas™ v.10.0.06 Software licensed to Groundwater Stats Consulting. UG

Non-Parametric Confidence Interval

Compliance Limit is not exceeded. Per-well alpha = 0.01.

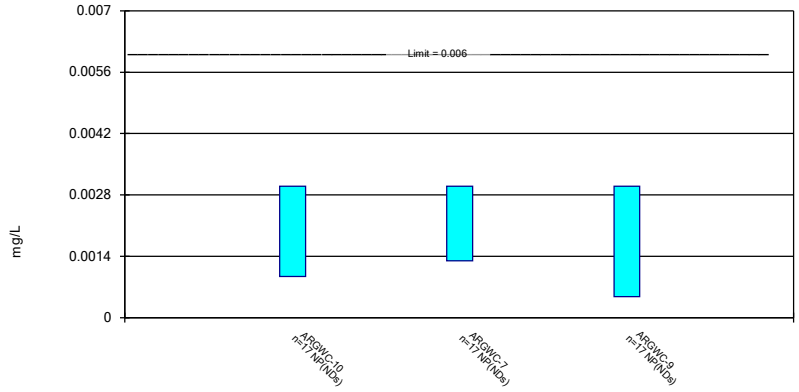

Constituent: Antimony Analysis Run 10/13/2023 1:54 PM View: Confidence Intervals
Plant Arkwright Client: Southern Company Data: Arkwright No 3

Sanitas™ v.10.0.06 Software licensed to Groundwater Stats Consulting. UG

Non-Parametric Confidence Interval

Compliance Limit is not exceeded. Per-well alpha = 0.01 except as noted.

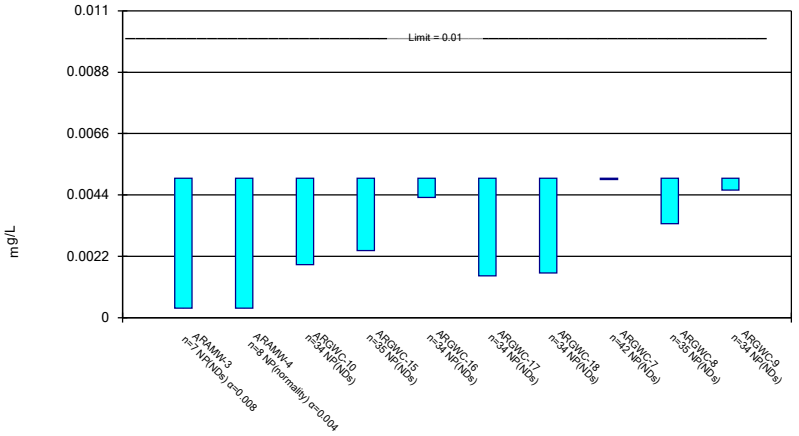

Constituent: Arsenic Analysis Run 10/13/2023 1:54 PM View: Confidence Intervals
Plant Arkwright Client: Southern Company Data: Arkwright No 3

Sanitas™ v.10.0.06 Software licensed to Groundwater Stats Consulting. UG

Parametric and Non-Parametric (NP) Confidence Interval

Compliance Limit is not exceeded. Per-well alpha = 0.01 except as noted. Normality Test: Shapiro Wilk, alpha based on n.

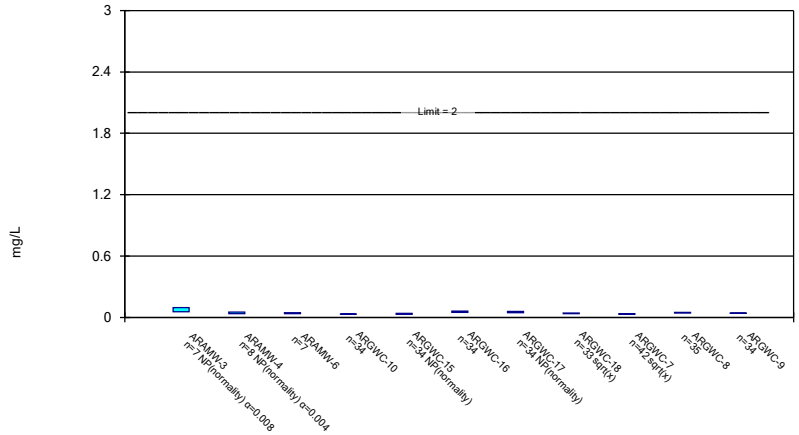

Constituent: Barium Analysis Run 10/13/2023 1:54 PM View: Confidence Intervals
Plant Arkwright Client: Southern Company Data: Arkwright No 3

Sanitas™ v.10.0.06 Software licensed to Groundwater Stats Consulting. UG

Non-Parametric Confidence Interval

Compliance Limit is not exceeded. Per-well alpha = 0.01.

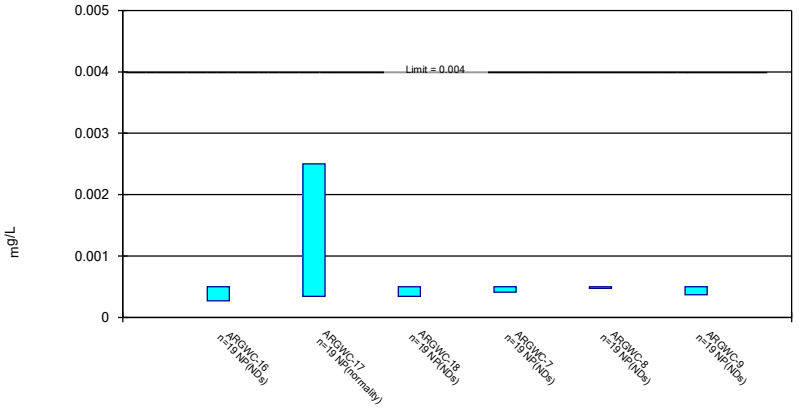

Constituent: Beryllium Analysis Run 10/13/2023 1:54 PM View: Confidence Intervals
Plant Arkwright Client: Southern Company Data: Arkwright No 3

Sanitas™ v.10.0.06 Software licensed to Groundwater Stats Consulting. UG

Non-Parametric Confidence Interval

Compliance Limit is not exceeded. Per-well alpha = 0.01 except as noted.

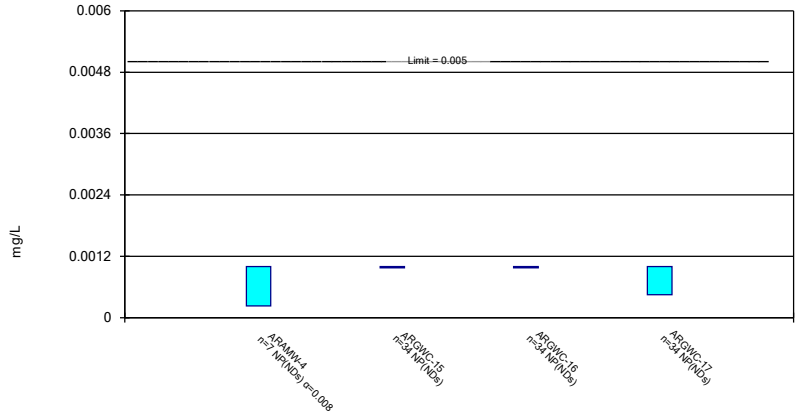

Constituent: Cadmium Analysis Run 10/13/2023 1:54 PM View: Confidence Intervals
Plant Arkwright Client: Southern Company Data: Arkwright No 3

Sanitas™ v.10.0.06 Software licensed to Groundwater Stats Consulting. UG

Parametric and Non-Parametric (NP) Confidence Interval

Compliance Limit is not exceeded. Per-well alpha = 0.01. Normality Test: Shapiro Wilk, alpha based on n.

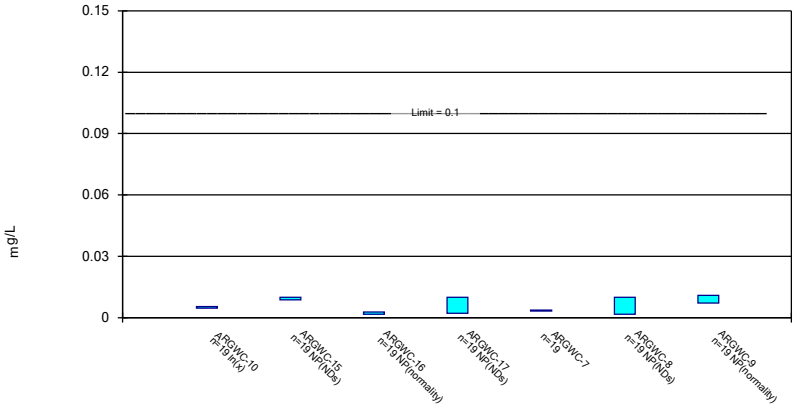

Constituent: Chromium Analysis Run 10/13/2023 1:54 PM View: Confidence Intervals
Plant Arkwright Client: Southern Company Data: Arkwright No 3

Sanitas™ v.10.0.06 Software licensed to Groundwater Stats Consulting. UG

Parametric and Non-Parametric (NP) Confidence Interval

Compliance limit is exceeded.* Per-well alpha = 0.01 except as noted. Normality Test: Shapiro Wilk, alpha based on n.

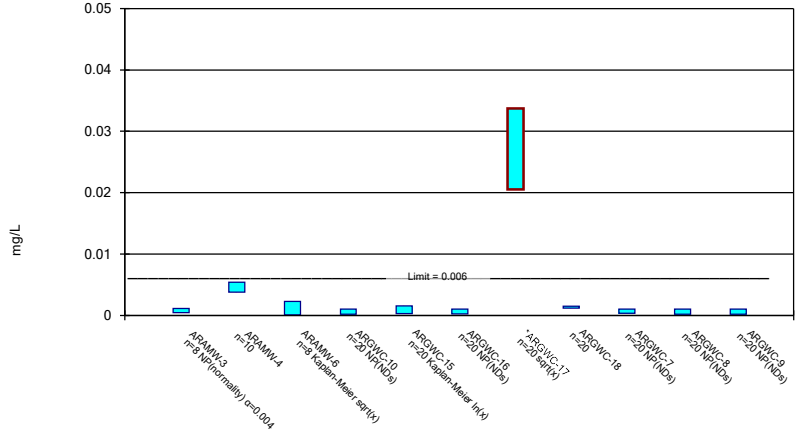

Constituent: Cobalt Analysis Run 10/13/2023 1:54 PM View: Confidence Intervals
Plant Arkwright Client: Southern Company Data: Arkwright No 3

Sanitas™ v.10.0.06 Software licensed to Groundwater Stats Consulting. UG

Parametric and Non-Parametric (NP) Confidence Interval

Compliance Limit is not exceeded. Per-well alpha = 0.01. Normality Test: Shapiro Wilk, alpha based on n.

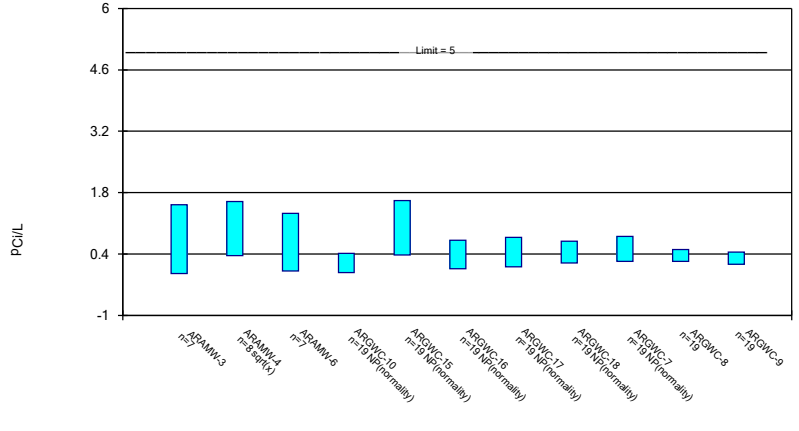

Constituent: Combined Radium 226 + 228 Analysis Run 10/13/2023 1:54 PM View: Confidence Intervals
Plant Arkwright Client: Southern Company Data: Arkwright No 3

Sanitas™ v.10.0.06 Software licensed to Groundwater Stats Consulting. UG

Parametric and Non-Parametric (NP) Confidence Interval

Compliance Limit is not exceeded. Per-well alpha = 0.01 except as noted. Normality Test: Shapiro Wilk, alpha based on n.

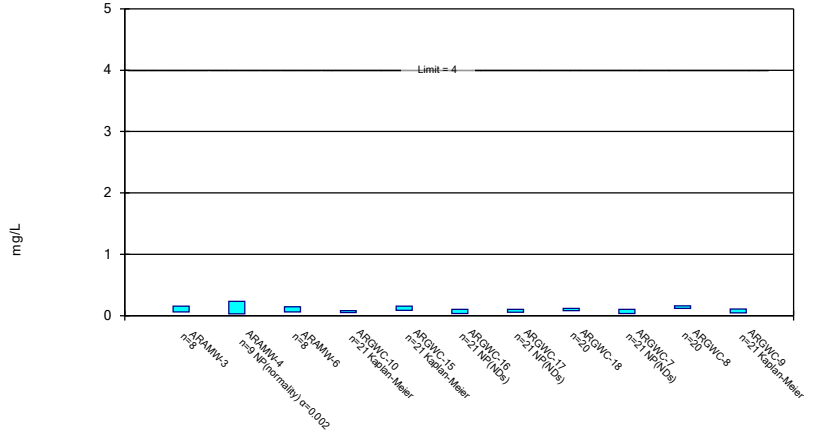

Constituent: Fluoride Analysis Run 10/13/2023 1:55 PM View: Confidence Intervals
Plant Arkwright Client: Southern Company Data: Arkwright No 3

Sanitas™ v.10.0.06 Software licensed to Groundwater Stats Consulting. UG

Non-Parametric Confidence Interval

Compliance Limit is not exceeded. Per-well alpha = 0.01.

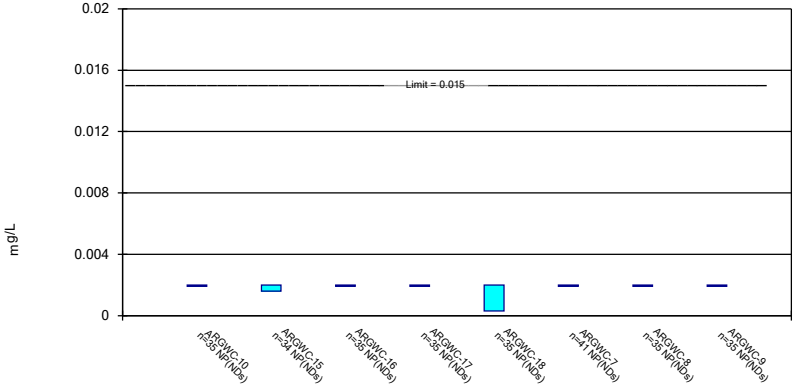

Constituent: Lead Analysis Run 10/13/2023 1:55 PM View: Confidence Intervals
Plant Arkwright Client: Southern Company Data: Arkwright No 3

Sanitas™ v.10.0.06 Software licensed to Groundwater Stats Consulting. UG

Parametric and Non-Parametric (NP) Confidence Interval

Compliance Limit is not exceeded. Per-well alpha = 0.01. Normality Test: Shapiro Wilk, alpha based on n.

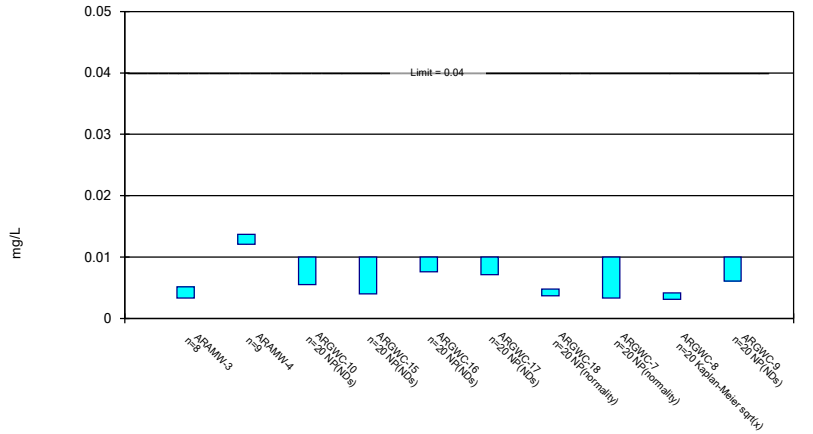

Constituent: Lithium Analysis Run 10/13/2023 1:55 PM View: Confidence Intervals
Plant Arkwright Client: Southern Company Data: Arkwright No 3

Sanitas™ v.10.0.06 Software licensed to Groundwater Stats Consulting. UG

Non-Parametric Confidence Interval

Compliance Limit is not exceeded. Per-well alpha = 0.01.

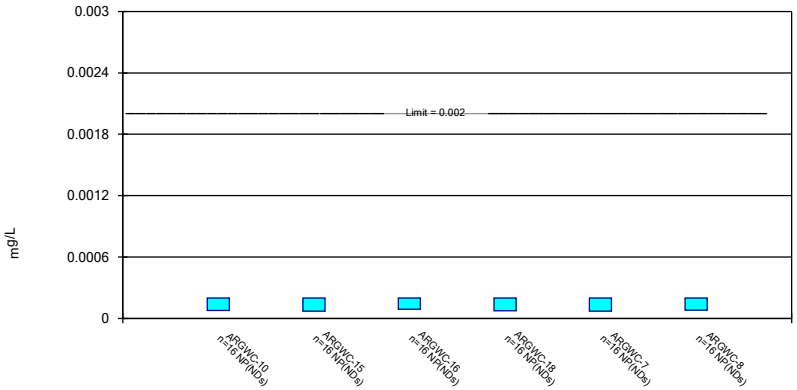

Constituent: Mercury Analysis Run 10/13/2023 1:55 PM View: Confidence Intervals
Plant Arkwright Client: Southern Company Data: Arkwright No 3

Sanitas™ v.10.0.06 Software licensed to Groundwater Stats Consulting. UG

Parametric and Non-Parametric (NP) Confidence Interval

Compliance Limit is not exceeded. Per-well alpha = 0.01 except as noted. Normality Test: Shapiro Wilk, alpha based on n.

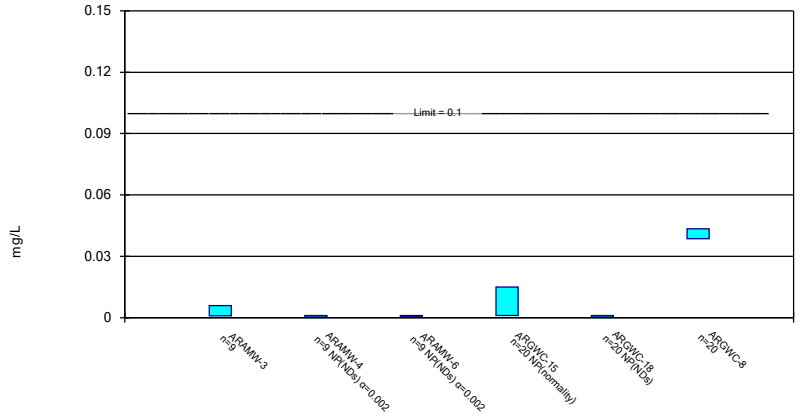

Constituent: Molybdenum Analysis Run 10/13/2023 1:55 PM View: Confidence Intervals
Plant Arkwright Client: Southern Company Data: Arkwright No 3

Sanitas™ v.10.0.06 Software licensed to Groundwater Stats Consulting. UG

Non-Parametric Confidence Interval

Compliance Limit is not exceeded. Per-well alpha = 0.01 except as noted.

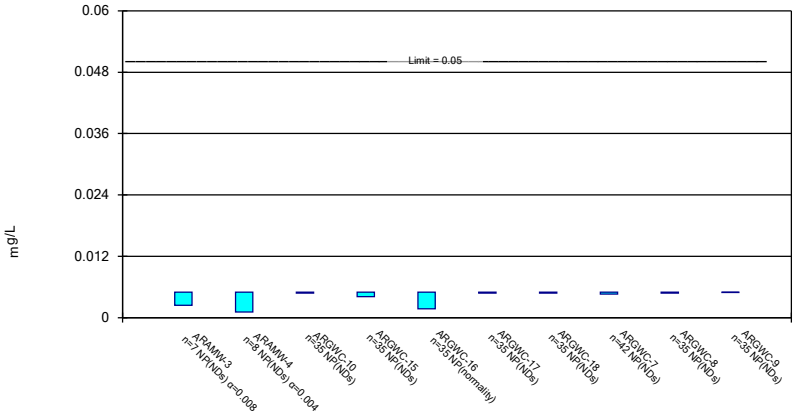

Constituent: Selenium Analysis Run 10/13/2023 1:55 PM View: Confidence Intervals
Plant Arkwright Client: Southern Company Data: Arkwright No 3

Sanitas™ v.10.0.06 Software licensed to Groundwater Stats Consulting. UG

Non-Parametric Confidence Interval

Compliance Limit is not exceeded. Per-well alpha = 0.01.

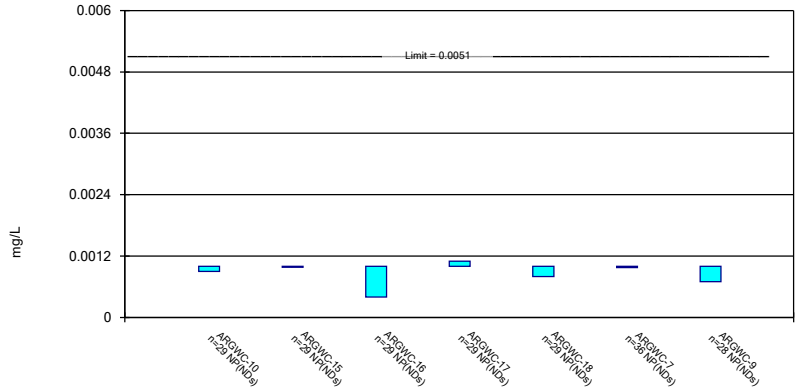

Constituent: Silver Analysis Run 10/13/2023 1:55 PM View: Confidence Intervals
Plant Arkwright Client: Southern Company Data: Arkwright No 3

Sanitas™ v.10.0.06 Software licensed to Groundwater Stats Consulting. UG

Non-Parametric Confidence Interval

Compliance Limit is not exceeded. Per-well alpha = 0.01 except as noted.

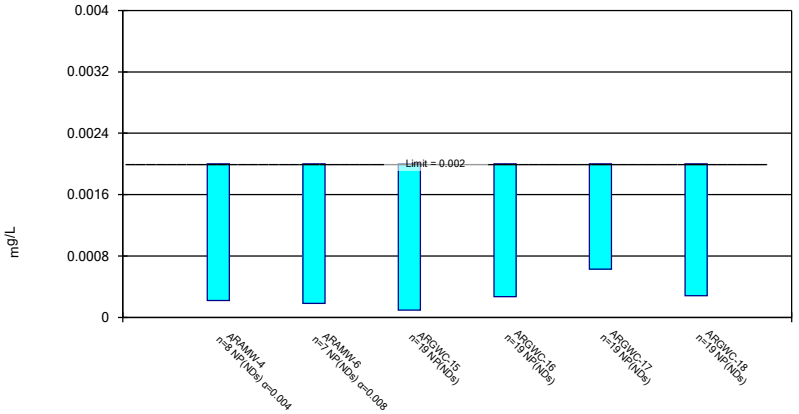

Constituent: Thallium Analysis Run 10/13/2023 1:55 PM View: Confidence Intervals
Plant Arkwright Client: Southern Company Data: Arkwright No 3

Confidence Interval

Constituent: Antimony (mg/L) Analysis Run 10/13/2023 1:56 PM View: Confidence Intervals
Plant Arkwright Client: Southern Company Data: Arkwright No 3

	ARGWC-10	ARGWC-7	ARGWC-9
8/31/2016		<0.003	<0.003
9/1/2016	<0.003		
10/25/2016	<0.003	0.0013 (J)	<0.003
1/26/2017		<0.003	<0.003
1/27/2017	<0.003		
4/12/2017	<0.003	<0.003	<0.003
6/22/2017	<0.003	<0.003	<0.003
10/25/2017		<0.003	<0.003
10/26/2017	<0.003		
4/10/2018		<0.003	
4/11/2018	<0.003		<0.003
10/17/2018	<0.003	<0.003	<0.003
8/21/2019	<0.003	<0.003	<0.003
10/9/2019	<0.003	<0.003	0.00048 (J)
4/8/2020	0.00094 (J)	<0.003	
4/9/2020			<0.003
8/18/2020		<0.003	
8/19/2020	<0.003		<0.003
9/9/2021			<0.003
9/10/2021	<0.003	<0.003	
2/2/2022	<0.003		<0.003
2/3/2022		<0.003	
8/31/2022	<0.003	<0.003	<0.003
2/2/2023	<0.003	<0.003	<0.003
8/9/2023	<0.003		
8/10/2023		<0.003	<0.003
Mean	0.002879	0.0029	0.002852
Std. Dev.	0.0004996	0.0004123	0.0006112
Upper Lim.	0.003	0.003	0.003
Lower Lim.	0.00094	0.0013	0.00048

ND substitution: RL or RL/2 if <15% NDs.

Confidence Interval

Constituent: Arsenic (mg/L) Analysis Run 10/13/2023 1:56 PM View: Confidence Intervals

Plant Arkwright Client: Southern Company Data: Arkwright No 3

	ARAMW-3	ARAMW-4	ARGWC-10	ARGWC-15	ARGWC-16	ARGWC-17	ARGWC-18	ARGWC-7	ARGWC-8
12/14/2005								<0.005	
4/5/2006								<0.005	
10/30/2006								<0.005	
5/10/2007								<0.005	
11/17/2007								<0.005	
5/2/2008								<0.005	
10/22/2008								<0.005	
5/5/2009				<0.005					
5/12/2009					0.003 (o)	<0.005	0.0025 (o)		
5/13/2009			0.0042 (o)						
5/14/2009								<0.005	<0.005
12/1/2009								<0.005	
12/3/2009			<0.005						<0.005
12/4/2009				<0.005		<0.005	<0.005		
12/5/2009					<0.005				
5/25/2010						<0.005	<0.005		
5/26/2010			<0.005		<0.005			<0.005	<0.005
6/1/2010				<0.005					
11/9/2010			<0.005		<0.005	<0.005			<0.005
11/10/2010				<0.005			<0.005	<0.005	
5/18/2011									<0.005
5/19/2011			<0.005				<0.005		
5/24/2011					<0.005	<0.005			
5/25/2011				<0.005				<0.005	
11/9/2011				<0.005					
11/11/2011			<0.005					<0.005	<0.005
11/12/2011					<0.005	<0.005	<0.005		
5/17/2012			<0.005				<0.005	<0.005	<0.005
5/30/2012					<0.005	<0.005			
5/31/2012				<0.005					
11/9/2012			<0.005		<0.005	0.01 (o)		<0.005	<0.005
11/10/2012				<0.005			<0.005		
5/7/2013			<0.005				<0.005		<0.005
5/8/2013						<0.005		<0.005	
5/13/2013				<0.005	<0.005				
11/5/2013							<0.005	<0.005	<0.005
11/6/2013			<0.005		<0.005	<0.005			
11/12/2013				<0.005					
5/20/2014			<0.005			<0.005			
5/21/2014					<0.005			<0.005	<0.005
5/28/2014				<0.005			<0.005		
11/17/2014					<0.005	<0.005		<0.005	
11/18/2014			<0.005						<0.005
11/19/2014							<0.005		
11/20/2014				<0.005					
4/7/2015			<0.005		<0.005	<0.005		<0.005	<0.005
4/14/2015				<0.005					
4/15/2015							<0.005		
10/28/2015			<0.005		<0.005	<0.005		<0.005	<0.005
10/29/2015							<0.005		
11/3/2015				<0.005					
6/23/2016			<0.005	<0.005				<0.005	<0.005

ND substitution: RL or RL/2 if <15% NDs.

Confidence Interval

Constituent: Arsenic (mg/L) Analysis Run 10/13/2023 1:56 PM View: Confidence Intervals

Plant Arkwright Client: Southern Company Data: Arkwright No 3

	ARAMW-3	ARAMW-4	ARGWC-10	ARGWC-15	ARGWC-16	ARGWC-17	ARGWC-18	ARGWC-7	ARGWC-8
6/24/2016					<0.005	<0.005	<0.005		
8/31/2016								<0.005	<0.005
9/1/2016			<0.005		<0.005	<0.005	<0.005		
9/2/2016				0.00062 (J)					
10/25/2016			<0.005		<0.005	<0.005		<0.005	
10/26/2016				<0.005			<0.005		<0.005
1/26/2017				<0.005	<0.005	<0.005		<0.005	<0.005
1/27/2017			<0.005				<0.005		
4/11/2017					0.00067 (J)	0.00084 (J)			
4/12/2017			<0.005	<0.005			<0.005	0.00078 (J)	0.00072 (J)
6/21/2017				<0.005	<0.005	<0.005	<0.005		<0.005
6/22/2017			<0.005					<0.005	
10/25/2017							<0.005	<0.005	
10/26/2017			<0.005	<0.005	<0.005	0.00087 (J)			<0.005
4/10/2018				<0.005	<0.005	<0.005		<0.005	
4/11/2018			<0.005				<0.005		<0.005
10/16/2018					<0.005				
10/17/2018			<0.005	<0.005		<0.005	0.00066 (J)	<0.005	0.00063 (J)
3/27/2019				<0.005			<0.005		
3/28/2019			0.0011 (J)		0.00057 (J)	<0.005		<0.005	<0.005
8/20/2019					<0.005				
8/21/2019			0.0004 (J)	0.00036 (J)		0.00044 (J)	0.00033 (J)	<0.005	0.00036 (J)
10/8/2019				<0.005					
10/9/2019			0.0019		0.001	0.0015	0.0016	0.0015	0.0014
4/8/2020			<0.005	<0.005	<0.005	<0.005		<0.005	
4/9/2020							<0.005		<0.005
8/18/2020						<0.005		<0.005	
8/19/2020			<0.005	<0.005	<0.005				
8/20/2020	<0.005	0.00034 (J)					<0.005		<0.005
9/29/2020				<0.005	<0.005	<0.005		<0.005	
9/30/2020	<0.005	0.00039 (J)					<0.005		
10/1/2020			<0.005						<0.005
2/9/2021			<0.005	<0.005	<0.005	<0.005			
2/10/2021	<0.005	<0.005					<0.005	<0.005	<0.005
9/8/2021		<0.005		<0.005	0.00031 (J)	0.00039 (J)			
9/9/2021	<0.005						0.0004 (J)		<0.005
9/10/2021			<0.005					<0.005	
2/2/2022	0.00034 (J)	0.00035 (J)	<0.005			0.00044 (J)			<0.005
2/3/2022				<0.005	<0.005		<0.005	<0.005	
8/31/2022	<0.005		<0.005	<0.005	<0.005			<0.005	<0.005
9/2/2022		0.00339 (J)				<0.005	<0.005		
2/2/2023	<0.005		<0.005		<0.005		<0.005	<0.005	<0.005
2/3/2023				<0.005		<0.005			
2/7/2023		<0.005							
8/9/2023		0.00241 (J)	<0.005			<0.005			
8/10/2023				0.0024 (J)	0.00431 (J)		<0.005	0.0048 (J)	0.00337 (J)
Mean	0.004334	0.002735	0.004659	0.004668	0.004466	0.004249	0.0045	0.004811	0.004471
Std. Dev.	0.001761	0.002166	0.001128	0.001133	0.001427	0.001654	0.001402	0.0008353	0.00138
Upper Lim.	0.005	0.005	0.005	0.005	0.005	0.005	0.005	0.005	0.005
Lower Lim.	0.00034	0.00034	0.0019	0.0024	0.00431	0.0015	0.0016	0.005	0.00337

ND substitution: RL or RL/2 if <15% NDs.

Confidence Interval

Constituent: Arsenic (mg/L) Analysis Run 10/13/2023 1:56 PM View: Confidence Intervals

Plant Arkwright Client: Southern Company Data: Arkwright No 3

	ARGWC-9
12/14/2005	
4/5/2006	
10/30/2006	
5/10/2007	
11/17/2007	
5/2/2008	
10/22/2008	
5/5/2009	
5/12/2009	
5/13/2009	0.0034 (o)
5/14/2009	
12/1/2009	
12/3/2009	<0.005
12/4/2009	
12/5/2009	
5/25/2010	
5/26/2010	<0.005
6/1/2010	
11/9/2010	<0.005
11/10/2010	
5/18/2011	
5/19/2011	<0.005
5/24/2011	
5/25/2011	
11/9/2011	
11/11/2011	<0.005
11/12/2011	
5/17/2012	<0.005
5/30/2012	
5/31/2012	
11/9/2012	<0.005
11/10/2012	
5/7/2013	<0.005
5/8/2013	
5/13/2013	
11/5/2013	
11/6/2013	<0.005
11/12/2013	
5/20/2014	
5/21/2014	<0.005
5/28/2014	
11/17/2014	
11/18/2014	<0.005
11/19/2014	
11/20/2014	
4/7/2015	<0.005
4/14/2015	
4/15/2015	
10/28/2015	<0.005
10/29/2015	
11/3/2015	
6/23/2016	<0.005

Confidence Interval

Constituent: Arsenic (mg/L) Analysis Run 10/13/2023 1:56 PM View: Confidence Intervals

Plant Arkwright Client: Southern Company Data: Arkwright No 3

	ARGWC-9
6/24/2016	
8/31/2016	<0.005
9/1/2016	
9/2/2016	
10/25/2016	<0.005
10/26/2016	
1/26/2017	<0.005
1/27/2017	
4/11/2017	
4/12/2017	<0.005
6/21/2017	
6/22/2017	<0.005
10/25/2017	<0.005
10/26/2017	
4/10/2018	
4/11/2018	<0.005
10/16/2018	
10/17/2018	<0.005
3/27/2019	
3/28/2019	0.00051 (J)
8/20/2019	
8/21/2019	<0.005
10/8/2019	
10/9/2019	0.0011
4/8/2020	
4/9/2020	<0.005
8/18/2020	
8/19/2020	<0.005
8/20/2020	
9/29/2020	
9/30/2020	
10/1/2020	<0.005
2/9/2021	
2/10/2021	<0.005
9/8/2021	
9/9/2021	<0.005
9/10/2021	
2/2/2022	<0.005
2/3/2022	
8/31/2022	<0.005
9/2/2022	
2/2/2023	<0.005
2/3/2023	
2/7/2023	
8/9/2023	
8/10/2023	0.00457 (J)
Mean	0.004741
Std. Dev.	0.001004
Upper Lim.	0.005
Lower Lim.	0.00457

ND substitution: RL or RL/2 if <15% NDs.

Confidence Interval

Constituent: Barium (mg/L) Analysis Run 10/13/2023 1:56 PM View: Confidence Intervals

Plant Arkwright Client: Southern Company Data: Arkwright No 3

	ARAMW-3	ARAMW-4	ARAMW-6	ARGWC-10	ARGWC-15	ARGWC-16	ARGWC-17	ARGWC-18	ARGWC-7
12/14/2005									0.027
4/5/2006									0.029
10/30/2006									0.028
5/10/2007									0.025
11/17/2007									0.026
5/2/2008									0.026
10/22/2008									0.033
5/5/2009					0.042				
5/12/2009						0.16 (o)	0.048	0.055	
5/13/2009				0.15 (o)					
5/14/2009									0.035
12/1/2009									0.031
12/3/2009				0.03					
12/4/2009					0.051		0.055	0.036	
12/5/2009						0.062			
5/25/2010							0.063	0.033	
5/26/2010				0.029		0.065			0.025
6/1/2010					0.055				
11/9/2010				0.029		0.065	0.11		
11/10/2010					0.041			0.038	0.027
5/18/2011									
5/19/2011				0.027				0.028	
5/24/2011						0.062	0.11		
5/25/2011					0.035				0.022
11/9/2011					0.035				
11/11/2011				0.031					0.027
11/12/2011						0.067	0.086	0.092 (o)	
5/17/2012				0.0299				0.0427	0.0265
5/30/2012						0.0767	0.0586		
5/31/2012					0.0372				
11/9/2012				0.03		0.093	0.4 (o)		0.028
11/10/2012					0.044			0.038	
5/7/2013				0.028				0.03	
5/8/2013							0.054		0.026
5/13/2013					0.2 (o)	0.093			
11/5/2013								0.087 (o)	0.027
11/6/2013				0.033		0.068	0.043		
11/12/2013					0.035				
5/20/2014				0.029			0.051		
5/21/2014						0.072			0.028
5/28/2014					0.038			0.032	
11/17/2014						0.05	0.049		0.031
11/18/2014				0.029					
11/19/2014								0.058	
11/20/2014					0.037				
4/7/2015				0.028		0.055	0.043		0.029
4/14/2015					0.035				
4/15/2015								0.039	
10/28/2015				0.029		0.054	0.047		0.032
10/29/2015								0.04	
11/3/2015					0.038				
6/23/2016				0.028	0.028				0.031

Confidence Interval

Constituent: Barium (mg/L) Analysis Run 10/13/2023 1:56 PM View: Confidence Intervals

Plant Arkwright Client: Southern Company Data: Arkwright No 3

	ARAMW-3	ARAMW-4	ARAMW-6	ARGWC-10	ARGWC-15	ARGWC-16	ARGWC-17	ARGWC-18	ARGWC-7
6/24/2016						0.056	0.044	0.034	
8/31/2016									0.03
9/1/2016				0.027		0.051	0.046	0.033	
9/2/2016					0.074				
10/25/2016				0.0296		0.0637	0.0436		0.0317
10/26/2016					0.0408			0.0339	
1/26/2017					0.038	0.055	0.051		0.035
1/27/2017				0.035				0.037	
4/11/2017						0.055	0.043		
4/12/2017				0.031	0.03			0.032	0.034
6/21/2017					0.028	0.054	0.043	0.036	
6/22/2017				0.035					0.038
10/25/2017								0.041	0.038
10/26/2017				0.032	0.029	0.046	0.038		
4/10/2018					0.032	0.056	0.046		0.038
4/11/2018				0.034				0.04	
10/16/2018						0.039			
10/17/2018				0.031	0.028		0.043	0.039	0.038
3/27/2019					0.032			0.033	
3/28/2019				0.031		0.054	0.045		0.038
8/20/2019						0.046			
8/21/2019				0.035	0.033		0.05	0.036	0.041
10/8/2019					0.031				
10/9/2019				0.031		0.057	0.049	0.039	0.046
4/8/2020				0.031	0.03	0.042	0.045		0.039
4/9/2020								0.041	
8/18/2020							0.062		0.044
8/19/2020				0.034	0.028	0.045			
8/20/2020	0.093	0.053						0.041	
8/21/2020			0.049						
9/29/2020					0.03	0.042	0.056		0.042
9/30/2020	0.094	0.053						0.041	
10/1/2020			0.044	0.032					
2/9/2021			0.041	0.031	0.029	0.044	0.051		
2/10/2021	0.066	0.042						0.038	0.041
9/8/2021		0.037			0.043	0.035	0.058		
9/9/2021	0.066		0.038					0.046	
9/10/2021				0.031					0.045
2/2/2022	0.067	0.036	0.041	0.034			0.062		
2/3/2022					0.03	0.047		0.043	0.051
8/31/2022	0.0619		0.04	0.0345	0.0325	0.0383			0.0505
9/2/2022		0.0374					0.0727	0.0369	
2/2/2023	0.0559		0.0394	0.034		0.0468		0.0387	0.0518
2/3/2023					0.0287		0.0572		
2/7/2023		0.0364							
8/9/2023		0.0372		0.0363			0.0861		
8/10/2023					0.037	0.0381		0.0415	0.054
Mean	0.07197	0.0415	0.04177	0.03116	0.03633	0.05569	0.05615	0.03851	0.03442
Std. Dev.	0.01518	0.007334	0.003683	0.002545	0.00933	0.01397	0.01768	0.006148	0.008361
Upper Lim.	0.094	0.053	0.04615	0.03222	0.038	0.06155	0.058	0.04085	0.03703
Lower Lim.	0.0559	0.036	0.0374	0.03009	0.03	0.04984	0.045	0.0358	0.031

Confidence Interval

Constituent: Barium (mg/L) Analysis Run 10/13/2023 1:56 PM View: Confidence Intervals

Plant Arkwright Client: Southern Company Data: Arkwright No 3

	ARGWC-8	ARGWC-9
12/14/2005		
4/5/2006		
10/30/2006		
5/10/2007		
11/17/2007		
5/2/2008		
10/22/2008		
5/5/2009		
5/12/2009		
5/13/2009		0.14 (o)
5/14/2009	0.039	
12/1/2009		
12/3/2009	0.036	0.032
12/4/2009		
12/5/2009		
5/25/2010		
5/26/2010	0.036	0.031
6/1/2010		
11/9/2010	0.038	0.03
11/10/2010		
5/18/2011	0.032	
5/19/2011		0.028
5/24/2011		
5/25/2011		
11/9/2011		
11/11/2011	0.036	0.032
11/12/2011		
5/17/2012	0.0353	0.0319
5/30/2012		
5/31/2012		
11/9/2012	0.038	0.036
11/10/2012		
5/7/2013	0.037	0.035
5/8/2013		
5/13/2013		
11/5/2013	0.037	
11/6/2013		0.043
11/12/2013		
5/20/2014		
5/21/2014	0.037	0.042
5/28/2014		
11/17/2014		
11/18/2014	0.038	0.044
11/19/2014		
11/20/2014		
4/7/2015	0.045	0.043
4/14/2015		
4/15/2015		
10/28/2015	0.042	0.045
10/29/2015		
11/3/2015		
6/23/2016	0.039	0.043

Confidence Interval

Constituent: Barium (mg/L) Analysis Run 10/13/2023 1:56 PM View: Confidence Intervals

Plant Arkwright Client: Southern Company Data: Arkwright No 3

	ARGWC-8	ARGWC-9
6/24/2016		
8/31/2016	0.037	0.042
9/1/2016		
9/2/2016		
10/25/2016		0.0455
10/26/2016	0.0423	
1/26/2017	0.046	0.048
1/27/2017		
4/11/2017		
4/12/2017	0.041	0.045
6/21/2017	0.049	
6/22/2017		0.055
10/25/2017		0.049
10/26/2017	0.046	
4/10/2018		
4/11/2018	0.048	0.052
10/16/2018		
10/17/2018	0.045	0.046
3/27/2019		
3/28/2019	0.045	0.047
8/20/2019		
8/21/2019	0.052	0.045
10/8/2019		
10/9/2019	0.049	0.041
4/8/2020		
4/9/2020	0.045	0.044
8/18/2020		
8/19/2020		0.046
8/20/2020	0.053	
8/21/2020		
9/29/2020		
9/30/2020		
10/1/2020	0.052	0.045
2/9/2021		
2/10/2021	0.049	0.038
9/8/2021		
9/9/2021	0.051	0.038
9/10/2021		
2/2/2022	0.059	0.04
2/3/2022		
8/31/2022	0.0571	0.0391
9/2/2022		
2/2/2023	0.0554	0.0391
2/3/2023		
2/7/2023		
8/9/2023		
8/10/2023	0.0603	0.0401
Mean	0.04421	0.0412
Std. Dev.	0.007541	0.006405
Upper Lim.	0.04732	0.04388
Lower Lim.	0.0411	0.03851

Confidence Interval

Constituent: Beryllium (mg/L) Analysis Run 10/13/2023 1:56 PM View: Confidence Intervals
Plant Arkwright Client: Southern Company Data: Arkwright No 3

	ARGWC-16	ARGWC-17	ARGWC-18	ARGWC-7	ARGWC-8	ARGWC-9
8/31/2016				<0.0005	<0.0005	<0.0005
9/1/2016	<0.0005	0.00034 (J)	<0.0005			
10/25/2016	<0.0005	0.0002 (J)		0.0001 (J)		<0.0005
10/26/2016			<0.0005		<0.0005	
1/26/2017	<0.0005	<0.0025		<0.0005	<0.0005	<0.0005
1/27/2017			<0.0005			
4/11/2017	<0.0005	<0.0025				
4/12/2017			<0.0005	<0.0005	<0.0005	<0.0005
6/21/2017	<0.0005	<0.0025	<0.0005		<0.0005	
6/22/2017				<0.0005		<0.0005
10/25/2017			<0.0005	<0.0005		<0.0005
10/26/2017	<0.0005	<0.0025			<0.0005	
4/10/2018	<0.0005	<0.0025		<0.0005		
4/11/2018			<0.0005		<0.0005	<0.0005
10/16/2018	<0.0005					
10/17/2018		<0.0025	<0.0005	<0.0005	<0.0005	<0.0005
8/20/2019	<0.0005					
8/21/2019		0.00025 (J)	<0.0005	<0.0005	<0.0005	<0.0005
10/9/2019	0.00027 (J)	0.00076 (J)	0.00034 (J)	0.00041 (J)	0.00047 (J)	0.00037 (J)
4/8/2020	<0.0005	0.00025 (J)		<0.0005		
4/9/2020			<0.0005		<0.0005	<0.0005
8/18/2020		0.00039 (J)		<0.0005		
8/19/2020	<0.0005					<0.0005
8/20/2020			<0.0005		<0.0005	
9/29/2020	<0.0005	0.0004 (J)		<0.0005		
9/30/2020			<0.0005			
10/1/2020					<0.0005	<0.0005
2/9/2021	<0.0005	<0.0025				
2/10/2021			<0.0005	<0.0005	<0.0005	<0.0005
9/8/2021	<0.0005	0.00037 (J)				
9/9/2021			<0.0005		<0.0005	<0.0005
9/10/2021				<0.0005		
2/2/2022		0.00051 (J)			<0.0005	<0.0005
2/3/2022	<0.0005		<0.0005	<0.0005		
8/31/2022	<0.0005			<0.0005	<0.0005	<0.0005
9/2/2022		0.000417 (J)	<0.0005			
2/2/2023	<0.0005		<0.0005	<0.0005	<0.0005	<0.0005
2/3/2023		0.00044 (J)				
8/9/2023		0.00049 (J)				
8/10/2023	<0.0005		<0.0005	<0.0005	<0.0005	<0.0005
Mean	0.0004879	0.001175	0.0004916	0.0004742	0.0004984	0.0004932
Std. Dev.	5.277E-05	0.001046	3.671E-05	9.293E-05	6.882E-06	2.982E-05
Upper Lim.	0.0005	0.0025	0.0005	0.0005	0.0005	0.0005
Lower Lim.	0.00027	0.00034	0.00034	0.00041	0.00047	0.00037

ND substitution: RL or RL/2 if <15% NDs.

Confidence Interval

Constituent: Cadmium (mg/L) Analysis Run 10/13/2023 1:56 PM View: Confidence Intervals

Plant Arkwright Client: Southern Company Data: Arkwright No 3

	ARAMW-4	ARGWC-15	ARGWC-16	ARGWC-17
5/5/2009		<0.001		
5/12/2009			<0.001	<0.001
12/4/2009		<0.001		<0.001
12/5/2009			<0.001	
5/25/2010				<0.001
5/26/2010			<0.001	
6/1/2010		<0.001		
11/9/2010			<0.001	<0.001
11/10/2010		<0.001		
5/24/2011			<0.001	<0.001
5/25/2011		<0.001		
11/9/2011		<0.001		
11/12/2011			<0.001	<0.001
5/30/2012			<0.001	<0.001
5/31/2012		<0.001		
11/9/2012			<0.001	0.0015
11/10/2012		<0.001		
5/8/2013				<0.001
5/13/2013		<0.001	<0.001	
11/6/2013			<0.001	<0.001
11/12/2013		<0.001		
5/20/2014				<0.001
5/21/2014			<0.001	
5/28/2014		0		
11/17/2014			<0.001	<0.001
11/20/2014		<0.001		
4/7/2015			<0.001	<0.001
4/14/2015		<0.001		
10/28/2015			<0.001	<0.001
11/3/2015		<0.001		
6/23/2016		<0.001		
6/24/2016			<0.001	<0.001
9/1/2016			<0.001	<0.001
9/2/2016		<0.001		
10/25/2016			0.0001 (J)	0.0001 (J)
10/26/2016		<0.001		
1/26/2017		<0.001	<0.001	<0.001
4/11/2017			<0.001	<0.001
4/12/2017		<0.001		
6/21/2017		<0.001	<0.001	<0.001
10/26/2017		<0.001	<0.001	<0.001
4/10/2018		<0.001	<0.001	<0.001
10/16/2018			<0.001	
10/17/2018		<0.001		<0.001
3/27/2019		<0.001		
3/28/2019			<0.001	<0.001
8/20/2019			<0.001	
8/21/2019		<0.001		0.00013 (J)
10/8/2019		<0.001		
10/9/2019			<0.001	0.00018 (J)
4/8/2020		<0.001	<0.001	<0.001
8/18/2020				<0.001

ND substitution: RL or RL/2 if <15% NDs.

Confidence Interval

Constituent: Cadmium (mg/L) Analysis Run 10/13/2023 1:56 PM View: Confidence Intervals

Plant Arkwright Client: Southern Company Data: Arkwright No 3

	ARAMW-4	ARGWC-15	ARGWC-16	ARGWC-17
8/19/2020		<0.001	<0.001	
8/20/2020	<0.001			
2/9/2021		<0.001	<0.001	<0.001
2/10/2021	<0.001			
9/8/2021	<0.001	<0.001	<0.001	<0.001
2/2/2022	0.00023 (J)			0.0003 (J)
2/3/2022		<0.001	<0.001	
8/31/2022		<0.001	<0.001	
9/2/2022	<0.001			<0.001
2/2/2023			<0.001	
2/3/2023		<0.001		<0.001
2/7/2023	<0.001			
8/9/2023	<0.001			0.000445 (J)
8/10/2023		<0.001	<0.001	
Mean	0.00089	0.0009706	0.0009735	0.0009016
Std. Dev.	0.000291	0.0001715	0.0001543	0.0002994
Upper Lim.	0.001	0.001	0.001	0.001
Lower Lim.	0.00023	0.001	0.001	0.000445

ND substitution: RL or RL/2 if <15% NDs.

Confidence Interval

Constituent: Chromium (mg/L) Analysis Run 10/13/2023 1:56 PM View: Confidence Intervals

Plant Arkwright Client: Southern Company Data: Arkwright No 3

	ARGWC-10	ARGWC-15	ARGWC-16	ARGWC-17	ARGWC-7	ARGWC-8	ARGWC-9
8/31/2016					0.0033	<0.01	0.011
9/1/2016	0.0038		0.0017 (J)	<0.01			
9/2/2016		0.0087					
10/25/2016	0.0042 (J)		0.0023 (J)	<0.01	0.0029 (J)		0.0109
10/26/2016		<0.01				<0.01	
1/26/2017		<0.01	0.0017 (J)	0.0016 (J)	0.0033	<0.01	0.011
1/27/2017	0.005						
4/11/2017			0.0019 (J)	0.0013 (J)			
4/12/2017	0.0048	<0.01			0.0036	<0.01	0.0096
6/21/2017		<0.01	0.0017 (J)	<0.01		<0.01	
6/22/2017	0.0047				0.0036		0.011
10/25/2017					0.0028		0.0094
10/26/2017	0.0043	<0.01	0.0013 (J)	<0.01		<0.01	
4/10/2018		<0.01	0.0019 (J)	<0.01	0.0038		
4/11/2018	0.0051					<0.01	0.01
10/16/2018			0.0013 (J)				
10/17/2018	0.0051	<0.01		<0.01	0.0036	<0.01	0.0096
8/20/2019			0.0025				
8/21/2019	0.0073	0.0017 (J)		<0.01	0.0046	0.0015 (J)	0.0097
10/8/2019		<0.01					
10/9/2019	0.006		0.0027	0.0021	0.0042	0.0017 (J)	0.0084
4/8/2020	0.0046	<0.01	0.0021	<0.01	0.0027		
4/9/2020						<0.01	0.0069
8/18/2020				<0.01	0.0031		
8/19/2020	0.0049	<0.01	0.0021				0.008
8/20/2020						<0.01	
9/29/2020		<0.01	0.002	<0.01	0.0031		
10/1/2020	0.0047					<0.01	0.0075
2/9/2021	0.0046	<0.01	0.0018 (J)	<0.01			
2/10/2021					0.003	<0.01	0.007
9/8/2021		0.0027	0.0016 (J)	<0.01			
9/9/2021						<0.01	0.0071
9/10/2021	0.0049				0.0032		
2/2/2022	0.005			<0.01		<0.01	0.0068
2/3/2022		<0.01	0.0018 (J)		0.0043		
8/31/2022	0.0055 (J)	<0.01	<0.01		0.00344 (J)	<0.01	0.00766 (J)
9/2/2022				<0.01			
2/2/2023	0.00534 (J)		<0.01		0.00353 (J)	<0.01	0.00753 (J)
2/3/2023		<0.01		<0.01			
8/9/2023	0.00473 (J)			<0.01			
8/10/2023		<0.01	<0.01		0.00353 (J)	<0.01	0.00775 (J)
Mean	0.004977	0.009111	0.003179	0.008684	0.003453	0.009116	0.008781
Std. Dev.	0.0007404	0.002459	0.003055	0.003125	0.0005084	0.002649	0.001547
Upper Lim.	0.005345	0.01	0.0027	0.01	0.00375	0.01	0.0109
Lower Lim.	0.004548	0.0087	0.0017	0.0021	0.003155	0.0017	0.0071

ND substitution: RL or RL/2 if <15% NDs.

Confidence Interval

Constituent: Cobalt (mg/L) Analysis Run 10/13/2023 1:56 PM View: Confidence Intervals

Plant Arkwright Client: Southern Company Data: Arkwright No 3

	ARAMW-3	ARAMW-4	ARAMW-6	ARGWC-10	ARGWC-15	ARGWC-16	ARGWC-17	ARGWC-18	ARGWC-7
8/31/2016									<0.001
9/1/2016				<0.001		<0.001	0.037	0.0014 (J)	
9/2/2016					0.03				
10/25/2016				<0.001		<0.001	0.0144		<0.001
10/26/2016					0.0036 (J)			0.0013 (J)	
1/26/2017					0.011	<0.001	0.022		<0.001
1/27/2017				<0.001				0.0021 (J)	
4/11/2017						<0.001	0.026		
4/12/2017				<0.001	<0.001			0.0015 (J)	<0.001
6/21/2017					<0.001	<0.001	0.027	0.0018 (J)	
6/22/2017				<0.001					<0.001
10/25/2017								0.0013 (J)	<0.001
10/26/2017				<0.001	<0.001	<0.001	0.021		
4/10/2018					0.00045 (J)	<0.001	0.021		<0.001
4/11/2018				<0.001				0.0014 (J)	
10/16/2018						<0.001			
10/17/2018				<0.001	<0.001		0.014	0.0012 (J)	<0.001
8/20/2019						0.00016 (J)			
8/21/2019				0.00017 (J)	0.00048 (J)		0.018	0.0012	8.6E-05 (J)
10/8/2019					0.00019 (J)				
10/9/2019				0.00019 (J)		0.00026 (J)	0.017	0.00099	0.00034 (J)
1/15/2020		0.0064							
4/8/2020				<0.001	0.00026 (J)	<0.001	0.016		<0.001
4/9/2020								0.00091 (J)	
6/23/2020				0.00013 (J)					
6/24/2020	0.00053 (J)	0.0049	0.0049			0.00013 (J)	0.024	0.00115 (JD)	
6/25/2020					0.00022 (J)				<0.001
6/26/2020									
8/18/2020							0.03		<0.001
8/19/2020				0.00015 (J)	0.0004 (J)	<0.001			
8/20/2020	0.00056 (J)	0.005						0.0014 (JD)	
8/21/2020			0.0018 (J)						
9/29/2020					0.0003 (J)	<0.001	0.027		<0.001
9/30/2020	0.0011 (J)	0.0046						0.00125 (JD)	
10/1/2020			0.0018 (J)	<0.001					
2/9/2021			0.00047 (J)	<0.001	<0.001	<0.001	0.025		
2/10/2021	0.00055 (J)	0.0053						0.0011 (J)	<0.001
9/8/2021		0.0048			0.004	<0.001	0.032		
9/9/2021	0.00044 (J)		0.00024 (J)					0.0016 (J)	
9/10/2021				<0.001					<0.001
2/2/2022	0.00057 (J)	0.0042	<0.001	<0.001			0.033		
2/3/2022					<0.001	<0.001		0.0013 (J)	<0.001
8/31/2022	0.000465 (J)		<0.001	<0.001	<0.001	<0.001			<0.001
9/2/2022		0.00411					0.0516	0.00111	
2/2/2023	0.000421 (J)		<0.001	<0.001		<0.001		0.00109	<0.001
2/3/2023					<0.001		0.0332		
2/7/2023		0.00343							
8/9/2023		0.00337		<0.001			0.0689		
8/10/2023					0.00439	<0.001		0.0011	<0.001
Mean	0.0005795	0.004611	0.001526	0.000832	0.003165	0.0008775	0.02791	0.00131	0.0009213
Std. Dev.	0.0002179	0.0009007	0.00147	0.0003449	0.006797	0.0003	0.01317	0.0002811	0.0002457
Upper Lim.	0.0011	0.005415	0.002258	0.001	0.001565	0.001	0.03371	0.00147	0.001

ND substitution: RL or RL/2 if <15% NDs.

Confidence Interval

Constituent: Cobalt (mg/L) Analysis Run 10/13/2023 1:56 PM View: Confidence Intervals

Plant Arkwright Client: Southern Company Data: Arkwright No 3

	ARAMW-3	ARAMW-4	ARAMW-6	ARGWC-10	ARGWC-15	ARGWC-16	ARGWC-17	ARGWC-18	ARGWC-7
Lower Lim.	0.000421	0.003807	8.955E-05	0.00019	0.0002998	0.00026	0.02052	0.00115	0.00034

Confidence Interval

Constituent: Cobalt (mg/L) Analysis Run 10/13/2023 1:56 PM View: Confidence Intervals

Plant Arkwright Client: Southern Company Data: Arkwright No 3

	ARGWC-8	ARGWC-9
8/31/2016	<0.001	<0.001
9/1/2016		
9/2/2016		
10/25/2016		<0.001
10/26/2016	<0.001	
1/26/2017	<0.001	<0.001
1/27/2017		
4/11/2017		
4/12/2017	<0.001	<0.001
6/21/2017	<0.001	
6/22/2017		<0.001
10/25/2017		<0.001
10/26/2017	<0.001	
4/10/2018		
4/11/2018	<0.001	<0.001
10/16/2018		
10/17/2018	<0.001	<0.001
8/20/2019		
8/21/2019	0.00021 (J)	<0.001
10/8/2019		
10/9/2019	0.00041 (J)	0.00021 (J)
1/15/2020		
4/8/2020		
4/9/2020	0.00013 (J)	0.00015 (J)
6/23/2020	0.00017 (J)	
6/24/2020		
6/25/2020		
6/26/2020		<0.001
8/18/2020		
8/19/2020		0.00013 (J)
8/20/2020	0.00023 (J)	
8/21/2020		
9/29/2020		
9/30/2020		
10/1/2020	0.00021 (J)	<0.001
2/9/2021		
2/10/2021	0.00015 (J)	<0.001
9/8/2021		
9/9/2021	<0.001	<0.001
9/10/2021		
2/2/2022	0.00032 (J)	<0.001
2/3/2022		
8/31/2022	<0.001	<0.001
9/2/2022		
2/2/2023	<0.001	<0.001
2/3/2023		
2/7/2023		
8/9/2023		
8/10/2023	<0.001	<0.001
Mean	0.0006915	0.0008745
Std. Dev.	0.0003918	0.0003068
Upper Lim.	0.001	0.001

ND substitution: RL or RL/2 if <15% NDs.

Confidence Interval

Constituent: Cobalt (mg/L) Analysis Run 10/13/2023 1:56 PM View: Confidence Intervals

Plant Arkwright Client: Southern Company Data: Arkwright No 3

	ARGWC-8	ARGWC-9
Lower Lim.	0.00021	0.00021

Confidence Interval

Constituent: Combined Radium 226 + 228 (pCi/L) Analysis Run 10/13/2023 1:56 PM View: Confidence Intervals

Plant Arkwright Client: Southern Company Data: Arkwright No 3

	ARAMW-3	ARAMW-4	ARAMW-6	ARGWC-10	ARGWC-15	ARGWC-16	ARGWC-17	ARGWC-18	ARGWC-7
8/31/2016									-0.106 (U)
9/1/2016				0.153 (U)		0.568	-0.081 (U)	0.495 (U)	
9/2/2016					2.11				
10/25/2016				0.328 (U)		1.57	0.675 (U)		0.518 (U)
10/26/2016					2.45			0.606 (U)	
1/26/2017					0.276 (U)	0.255 (U)	0.18 (U)		0.37
1/27/2017				-0.0761 (U)				0.641	
4/11/2017						0.334 (U)	0.547		
4/12/2017				0.112 (U)	0.387 (U)			-0.0936 (U)	0.316 (U)
6/21/2017					0.194 (U)	0.518	0.38	0.5	
6/22/2017				0.414					0.229 (U)
10/25/2017								0.345 (U)	0.281 (U)
10/26/2017				0.334 (U)	0.519	0.79	1.48		
4/10/2018					0.604	0.394	0.39		0.492
4/11/2018				0.17 (U)				0.331 (U)	
10/16/2018						0.0598 (U)			
10/17/2018				0.38 (U)	0.46 (U)		0.781	0.62	0.495 (U)
8/20/2019						0.227 (U)			
8/21/2019				0.352 (U)	0.491		-0.0366 (U)	0.693	0.0805 (U)
10/8/2019					0.421 (U)				
10/9/2019				-0.38 (U)		-0.0245 (U)	0.118 (U)	0.0684 (U)	0.552
4/8/2020				-0.0401 (U)	0.309 (U)	0.28 (U)	0.402 (U)		0.366 (U)
4/9/2020								0.419 (U)	
8/18/2020							0.423		0.376 (U)
8/19/2020				-0.0271 (U)	0.538	0.306 (U)			
8/20/2020	-0.137 (U)	0.624 (U)						0.191 (U)	
8/21/2020			0.285 (U)						
9/29/2020					0.394 (U)	-0.0246 (U)	0.175 (U)		0.334 (U)
9/30/2020	0.539 (U)	0.532						0.0811 (U)	
10/1/2020			0.0114 (U)	0.172 (U)					
2/9/2021			0.18 (U)	0.163 (U)	0.669	0.46	0.332 (U)		
2/10/2021	0.83	0.932						0.568	0.412
9/8/2021		0.528			1.62	-0.108 (U)	-0.015 (U)		
9/9/2021	0.413 (U)		1.24					0.669	
9/10/2021				0.0831 (U)					0.861
2/2/2022	0.518 (U)	0.369 (U)	0.62	0.338 (U)			0.107 (U)		
2/3/2022					0.609	0.712		0.503	0.12 (U)
8/31/2022	1.02		0.871	0.5	0.51	0.493			0.804
9/2/2022		0.947					1.75	2.67	
2/2/2023	1.99 (U)		1.48 (U)	2.32 (U)		1.31 (U)		2.04	1.76 (U)
2/3/2023					0.376 (U)		0.751 (U)		
2/7/2023		1.16 (U)							
8/9/2023		2.55		2.22			1.05 (U)		
8/10/2023					2.75	0.34 (U)		1.65 (U)	1.27 (U)
Mean	0.739	0.9553	0.6696	0.3956	0.8256	0.4452	0.4952	0.684	0.5016
Std. Dev.	0.6601	0.697	0.5547	0.6929	0.7809	0.4268	0.4983	0.697	0.4304
Upper Lim.	1.523	1.593	1.328	0.414	1.62	0.712	0.781	0.693	0.804
Lower Lim.	-0.04513	0.365	0.01078	-0.0271	0.376	0.0598	0.107	0.191	0.229

Confidence Interval

Constituent: Combined Radium 226 + 228 (pCi/L) Analysis Run 10/13/2023 1:56 PM View: Confidence Intervals

Plant Arkwright Client: Southern Company Data: Arkwright No 3

	ARGWC-8	ARGWC-9
8/31/2016	0.218 (U)	0.279 (U)
9/1/2016		
9/2/2016		
10/25/2016		0.393 (U)
10/26/2016	0.335 (U)	
1/26/2017	0.345 (U)	0.0879 (U)
1/27/2017		
4/11/2017		
4/12/2017	0.37 (U)	0.219 (U)
6/21/2017	0.144 (U)	
6/22/2017		0.552
10/25/2017		0.388 (U)
10/26/2017	0.51	
4/10/2018		
4/11/2018	0.362	0.322
10/16/2018		
10/17/2018	0.385 (U)	0.327 (U)
8/20/2019		
8/21/2019	0.125 (U)	0.0554 (U)
10/8/2019		
10/9/2019	-0.164 (U)	-0.238 (U)
4/8/2020		
4/9/2020	0.255 (U)	0.334 (U)
8/18/2020		
8/19/2020		0.124 (U)
8/20/2020	0.14 (U)	
8/21/2020		
9/29/2020		
9/30/2020		
10/1/2020	0.512 (U)	0.501
2/9/2021		
2/10/2021	0.384	0.515
9/8/2021		
9/9/2021	0.616	0.57
9/10/2021		
2/2/2022	0.271 (U)	0.73 (U)
2/3/2022		
8/31/2022	0.618	0.0403
9/2/2022		
2/2/2023	0.844 (U)	0.0399 (U)
2/3/2023		
2/7/2023		
8/9/2023		
8/10/2023	0.68 (U)	0.492 (U)
Mean	0.3658	0.3017
Std. Dev.	0.2333	0.2393
Upper Lim.	0.5024	0.4418
Lower Lim.	0.2292	0.1615

Confidence Interval

Constituent: Fluoride (mg/L) Analysis Run 10/13/2023 1:56 PM View: Confidence Intervals

Plant Arkwright Client: Southern Company Data: Arkwright No 3

	ARAMW-3	ARAMW-4	ARAMW-6	ARGWC-10	ARGWC-15	ARGWC-16	ARGWC-17	ARGWC-18	ARGWC-7
8/31/2016									<0.1
9/1/2016				<0.1		<0.1	<0.1	0.083 (J)	
9/2/2016					0.21				
10/25/2016				0.1 (J)		0.08 (J)	0.08 (J)		0.02 (J)
10/26/2016					0.21 (J)			0.32 (o)	
1/26/2017					0.097 (J)	<0.1	<0.1		<0.1
1/27/2017				<0.1				0.097 (J)	
4/11/2017						<0.1	<0.1		
4/12/2017				<0.1	<0.2			0.088 (J)	<0.1
6/21/2017					<0.2	<0.1	<0.1	0.096 (J)	
6/22/2017				<0.1					<0.1
10/25/2017								0.092 (J)	<0.1
10/26/2017				<0.1	<0.2	<0.1	<0.1		
4/10/2018					<0.2	<0.1	<0.1		<0.1
4/11/2018				<0.1				0.09 (J)	
10/16/2018						<0.1			
10/17/2018				<0.1	0.1 (J)		<0.1	0.11 (J)	<0.1
3/27/2019					0.05 (J)			0.05 (J)	
3/28/2019				0.03 (J)		<0.1	<0.1		<0.1
8/20/2019						0.033 (J)			
8/21/2019				0.047 (J)	0.1 (J)		0.031 (J)	0.079 (J)	<0.1
10/8/2019					0.33 (J)				
10/9/2019				0.053 (J)		0.031 (J)	0.03 (J)	0.068 (J)	0.032 (J)
4/8/2020				0.071 (J)	0.12	0.051 (J)	0.053 (J)		0.062 (J)
4/9/2020								0.11	
6/23/2020				0.04 (J)					
6/24/2020	0.18	0.041 (J)	0.082 (J)			0.038 (J)	<0.1	0.094 (J)	
6/25/2020					0.067 (J)				<0.1
6/26/2020									
8/18/2020							<0.1		<0.1
8/19/2020				<0.1	0.081 (J)	<0.1			
8/20/2020	<0.1	<0.1						<0.1	
8/21/2020			0.051 (J)						
9/29/2020					0.089 (J)	0.026 (J)	0.029 (J)		0.027 (J)
9/30/2020	0.064 (J)	0.028 (J)						0.082 (J)	
10/1/2020			0.071 (J)	0.048 (J)					
2/9/2021			0.083 (J)	0.051 (J)	0.094 (J)	0.056 (J)	<0.1		
2/10/2021	0.099 (J)	0.028 (J)						0.12	0.033 (J)
9/8/2021		0.034 (J)			0.15	0.044 (J)	0.055 (J)		
9/9/2021	0.12		0.13					0.17	
9/10/2021				0.067 (J)					0.032 (J)
2/2/2022	0.072 (J)	0.055 (J)	0.089 (J)	0.063 (J)			0.028 (J)		
2/3/2022					0.068 (J)	0.027 (J)		0.078 (J)	0.074 (J)
8/31/2022	0.127		0.168	<0.1	0.169	<0.1			<0.1
9/2/2022		0.059 (J)					0.082 (J)	0.141	
2/2/2023	0.138		0.143	0.134		<0.1		0.176	<0.1
2/3/2023					0.136 (J)		<0.1		
2/7/2023		0.038 (J)							
8/9/2023		0.23		0.111			0.137		
8/10/2023					0.131	0.0335 (J)		0.129	<0.1
Mean	0.1063	0.06256	0.1021	0.08167	0.143	0.07236	0.08214	0.1002	0.08
Std. Dev.	0.04349	0.06377	0.0402	0.02841	0.06834	0.03174	0.03124	0.03382	0.03097

ND substitution: RL or RL/2 if <15% NDs.

Confidence Interval

Constituent: Fluoride (mg/L) Analysis Run 10/13/2023 1:56 PM View: Confidence Intervals

Plant Arkwright Client: Southern Company Data: Arkwright No 3

	ARAMW-3	ARAMW-4	ARAMW-6	ARGWC-10	ARGWC-15	ARGWC-16	ARGWC-17	ARGWC-18	ARGWC-7
Upper Lim.	0.1523	0.23	0.1447	0.08233	0.1521	0.1	0.1	0.1194	0.1
Lower Lim.	0.06015	0.028	0.05951	0.05038	0.08418	0.0335	0.053	0.08095	0.033

Confidence Interval

Constituent: Fluoride (mg/L) Analysis Run 10/13/2023 1:56 PM View: Confidence Intervals

Plant Arkwright Client: Southern Company Data: Arkwright No 3

	ARGWC-8	ARGWC-9
8/31/2016	0.11 (J)	<0.1
9/1/2016		
9/2/2016		
10/25/2016		0.2 (J)
10/26/2016	0.43 (o)	
1/26/2017	0.13 (J)	<0.1
1/27/2017		
4/11/2017		
4/12/2017	0.13 (J)	<0.1
6/21/2017	0.14 (J)	
6/22/2017		<0.1
10/25/2017		<0.1
10/26/2017	0.13 (J)	
4/10/2018		
4/11/2018	0.13 (J)	<0.1
10/16/2018		
10/17/2018	0.16 (J)	<0.1
3/27/2019		
3/28/2019	0.089 (J)	<0.1
8/20/2019		
8/21/2019	0.12 (J)	0.03 (J)
10/8/2019		
10/9/2019	0.085 (J)	0.038 (J)
4/8/2020		
4/9/2020	0.16	0.066 (J)
6/23/2020	0.12	
6/24/2020		
6/25/2020		
6/26/2020		0.027 (J)
8/18/2020		
8/19/2020		<0.1
8/20/2020	0.054 (J)	
8/21/2020		
9/29/2020		
9/30/2020		
10/1/2020	0.14	0.041 (J)
2/9/2021		
2/10/2021	0.17	0.051 (J)
9/8/2021		
9/9/2021	0.18	0.06 (J)
9/10/2021		
2/2/2022	0.19	0.043 (J)
2/3/2022		
8/31/2022	0.172	0.147
9/2/2022		
2/2/2023	0.217	0.182
2/3/2023		
2/7/2023		
8/9/2023		
8/10/2023	0.141	0.079 (J)
Mean	0.1384	0.08876
Std. Dev.	0.03827	0.0462

ND substitution: RL or RL/2 if <15% NDs.

Confidence Interval

Constituent: Fluoride (mg/L) Analysis Run 10/13/2023 1:56 PM View: Confidence Intervals

Plant Arkwright Client: Southern Company Data: Arkwright No 3

	ARGWC-8	ARGWC-9
Upper Lim.	0.1601	0.1092
Lower Lim.	0.1167	0.04655

Confidence Interval

Constituent: Lead (mg/L) Analysis Run 10/13/2023 1:56 PM View: Confidence Intervals

Plant Arkwright Client: Southern Company Data: Arkwright No 3

	ARGWC-10	ARGWC-15	ARGWC-16	ARGWC-17	ARGWC-18	ARGWC-7	ARGWC-8	ARGWC-9
12/14/2005						<0.002		
4/5/2006						<0.002		
10/30/2006						<0.002		
5/10/2007						0.0032		
11/17/2007						<0.002		
5/2/2008						0.008 (o)		
10/22/2008						<0.002		
5/5/2009		<0.002						
5/12/2009			<0.002	<0.002	<0.002			
5/13/2009	<0.002							<0.002
5/14/2009						0.00083	<0.002	
12/1/2009						<0.002		
12/3/2009	<0.002						<0.002	<0.002
12/4/2009		<0.002		<0.002	<0.002			
12/5/2009			<0.002					
5/25/2010				<0.002	<0.002			
5/26/2010	<0.002		<0.002			<0.002	<0.002	<0.002
6/1/2010		<0.002						
11/9/2010	<0.002		<0.002	<0.002			<0.002	<0.002
11/10/2010		<0.002			<0.002	<0.002		
5/18/2011							<0.002	
5/19/2011	<0.002				<0.002			<0.002
5/24/2011			<0.002	<0.002				
5/25/2011		<0.002				<0.002		
11/9/2011		<0.002						
11/11/2011	<0.002					<0.002	<0.002	<0.002
11/12/2011			<0.002	<0.002	<0.002			
5/17/2012	<0.002				<0.002	<0.002	<0.002	<0.002
5/30/2012			<0.002	<0.002				
5/31/2012		0.0008 (J)						
11/9/2012	<0.002		<0.002	<0.002		<0.002	<0.002	<0.002
11/10/2012		<0.002			<0.002			
5/7/2013	<0.002				<0.002		<0.002	<0.002
5/8/2013				<0.002		<0.002		
5/13/2013		0.025 (o)	<0.002					
11/5/2013					<0.002	<0.002	<0.002	
11/6/2013	<0.002		<0.002	<0.002				<0.002
11/12/2013		<0.002						
5/20/2014	<0.002			<0.002				
5/21/2014			<0.002			<0.002	<0.002	<0.002
5/28/2014		<0.002			<0.002			
11/17/2014			<0.002	<0.002		<0.002		
11/18/2014	<0.002						<0.002	<0.002
11/19/2014					<0.002			
11/20/2014		<0.002						
4/7/2015	<0.002		<0.002	<0.002		<0.002	<0.002	<0.002
4/14/2015		<0.002						
4/15/2015					<0.002			
10/28/2015	<0.002		<0.002	<0.002		<0.002	<0.002	<0.002
10/29/2015					<0.002			
11/3/2015		<0.002						
6/23/2016	<0.002	<0.002				<0.002	<0.002	<0.002

ND substitution: RL or RL/2 if <15% NDs.

Confidence Interval

Constituent: Lead (mg/L) Analysis Run 10/13/2023 1:56 PM View: Confidence Intervals

Plant Arkwright Client: Southern Company Data: Arkwright No 3

	ARGWC-10	ARGWC-15	ARGWC-16	ARGWC-17	ARGWC-18	ARGWC-7	ARGWC-8	ARGWC-9
6/24/2016			<0.002	<0.002	<0.002			
8/31/2016						<0.002	<0.002	<0.002
9/1/2016	<0.002		<0.002	<0.002	<0.002			
9/2/2016		0.0056						
10/25/2016	<0.002		<0.002	<0.002		<0.002		<0.002
10/26/2016		0.0003 (J)			0.0002 (J)		<0.002	
1/26/2017		<0.002	<0.002	<0.002		<0.002	<0.002	<0.002
1/27/2017	<0.002				<0.002			
4/11/2017			<0.002	<0.002				
4/12/2017	<0.002	<0.002			<0.002	<0.002	<0.002	<0.002
6/21/2017		<0.002	<0.002	<0.002	<0.002		<0.002	
6/22/2017	<0.002					<0.002		<0.002
10/25/2017					<0.002	<0.002		<0.002
10/26/2017	<0.002	<0.002	<0.002	<0.002			<0.002	
4/10/2018		<0.002	<0.002	<0.002		<0.002		
4/11/2018	<0.002				<0.002		<0.002	<0.002
10/16/2018			<0.002					
10/17/2018	<0.002	0.0016		<0.002	<0.002	<0.002	<0.002	<0.002
3/27/2019		<0.002			<0.002			
3/28/2019	<0.002		<0.002	<0.002		<0.002	<0.002	<0.002
8/20/2019			<0.002					
8/21/2019	<0.002	<0.002		<0.002	<0.002	<0.002	<0.002	<0.002
10/8/2019		<0.002						
10/9/2019	<0.002		<0.002	<0.002	<0.002	<0.002	0.00019 (J)	0.00016 (J)
4/8/2020	0.031	<0.002	<0.002	<0.002		<0.002		
4/9/2020					<0.002		<0.002	<0.002
8/18/2020				<0.002		<0.002		
8/19/2020	0.00013 (J)	<0.002	<0.002					<0.002
8/20/2020					0.00028 (J)		<0.002	
9/29/2020		<0.002	<0.002	<0.002		<0.002		
9/30/2020					0.0002 (J)			
10/1/2020	<0.002						<0.002	<0.002
2/9/2021	<0.002	<0.002	<0.002	<0.002				
2/10/2021					<0.002	<0.002	<0.002	<0.002
9/8/2021		0.0016	<0.002	0.00022 (J)				
9/9/2021					0.00031 (J)		<0.002	<0.002
9/10/2021	<0.002					<0.002		
2/2/2022	<0.002			<0.002			0.00024 (J)	<0.002
2/3/2022		<0.002	0.00021 (J)		<0.002	<0.002		
8/31/2022	<0.002	<0.002	<0.002			<0.002	<0.002	<0.002
9/2/2022				<0.002	<0.002			
2/2/2023	<0.002		<0.002		<0.002	<0.002	<0.002	<0.002
2/3/2023		<0.002		<0.002				
8/9/2023	<0.002			<0.002				
8/10/2023		0.000841 (J)	<0.002		<0.002	<0.002	<0.002	<0.002
Mean	0.002775	0.001963	0.001949	0.001949	0.0018	0.002001	0.001898	0.001947
Std. Dev.	0.004921	0.0007569	0.0003026	0.0003009	0.000566	0.000265	0.0004204	0.000311
Upper Lim.	0.002	0.002	0.002	0.002	0.002	0.002	0.002	0.002
Lower Lim.	0.002	0.0016	0.002	0.002	0.00031	0.002	0.002	0.002

ND substitution: RL or RL/2 if <15% NDs.

Confidence Interval

Constituent: Lithium (mg/L) Analysis Run 10/13/2023 1:56 PM View: Confidence Intervals

Plant Arkwright Client: Southern Company Data: Arkwright No 3

	ARAMW-3	ARAMW-4	ARGWC-10	ARGWC-15	ARGWC-16	ARGWC-17	ARGWC-18	ARGWC-7	ARGWC-8
8/31/2016								<0.01	0.0039 (J)
9/1/2016			<0.01		<0.01	<0.01	0.0033 (J)		
9/2/2016				0.0045 (J)					
10/25/2016			<0.01		<0.01	<0.01		0.0024 (J)	
10/26/2016				0.0025 (J)			0.0037 (J)		0.0025 (J)
1/26/2017				<0.01	<0.01	<0.01		0.0033 (J)	0.0035 (J)
1/27/2017			<0.01				0.0048 (J)		
4/11/2017					<0.01	<0.01			
4/12/2017			<0.01	<0.01			0.0039 (J)	<0.01	<0.005
6/21/2017				<0.01	<0.01	<0.01	0.0037 (J)		<0.005
6/22/2017			<0.01					<0.01	
10/25/2017							0.0047 (J)	0.005	
10/26/2017			<0.01	<0.01	<0.01	<0.01			0.0041 (J)
4/10/2018				0.0029 (J)	0.0031 (J)	0.0023 (J)		0.005	
4/11/2018			0.0015 (J)				0.0062		0.0041 (J)
10/16/2018					0.0016 (J)				
10/17/2018			0.0011 (J)	<0.01		0.0014 (J)	0.0049 (J)	0.0025 (J)	0.0037 (J)
8/20/2019					<0.01				
8/21/2019			<0.01	<0.01		<0.01	0.0036 (J)	0.0034 (J)	<0.005
10/8/2019				0.004 (J)					
10/9/2019			0.0055		0.0076	0.0071	0.013	0.0083	0.0077
4/8/2020			<0.01	<0.01	<0.01	<0.01		<0.01	
4/9/2020							<0.005		<0.005
6/23/2020			<0.01						0.0042 (J)
6/24/2020	0.0046 (J)	0.013			<0.01	<0.01	0.0047 (J)		
6/25/2020				0.004 (J)				0.0046 (J)	
6/26/2020									
8/18/2020						<0.01		<0.01	
8/19/2020			<0.01	<0.01	<0.01				
8/20/2020	<0.005	0.012					<0.005		<0.005
9/29/2020				<0.01	<0.01	<0.01		<0.01	
9/30/2020	0.0055	0.012					0.0048 (J)		
10/1/2020			<0.01						0.0035 (J)
2/9/2021			<0.01	<0.01	<0.01	<0.01			
2/10/2021	0.0046 (J)	0.014					0.0041 (J)	<0.01	<0.005
9/8/2021		0.013		<0.01	<0.01	<0.01			
9/9/2021	0.0041 (J)						0.0047 (J)		0.0037 (J)
9/10/2021			<0.01					<0.01	
2/2/2022	0.0045 (J)	0.014	0.0012 (J)			0.0014 (J)			0.0039 (J)
2/3/2022				0.002 (J)	0.002 (J)		0.0046 (J)	0.0031 (J)	
8/31/2022	0.00404 (J)		<0.01	<0.01	<0.01			0.00308 (J)	0.00345 (J)
9/2/2022		0.0117				<0.01	0.0038 (J)		
2/2/2023	0.00391 (J)		<0.01		<0.01		0.00391 (J)	<0.01	0.00337 (J)
2/3/2023				<0.01		<0.01			
2/7/2023		0.0133							
8/9/2023		0.013	<0.01			<0.01			
8/10/2023				<0.01	<0.01		0.0043 (J)	<0.01	0.00333 (J)
Mean	0.004219	0.01289	0.008465	0.007995	0.008715	0.00861	0.004585	0.007034	0.004247
Std. Dev.	0.0008541	0.0008418	0.003261	0.003183	0.002855	0.003052	0.002157	0.003277	0.001091
Upper Lim.	0.005124	0.0137	0.01	0.01	0.01	0.01	0.0048	0.01	0.004153
Lower Lim.	0.003313	0.01208	0.0055	0.004	0.0076	0.0071	0.0037	0.0033	0.003125

ND substitution: RL or RL/2 if <15% NDs.

Confidence Interval

Constituent: Lithium (mg/L) Analysis Run 10/13/2023 1:56 PM View: Confidence Intervals

Plant Arkwright Client: Southern Company Data: Arkwright No 3

	ARGWC-9
8/31/2016	<0.01
9/1/2016	
9/2/2016	
10/25/2016	<0.01
10/26/2016	
1/26/2017	<0.01
1/27/2017	
4/11/2017	
4/12/2017	<0.01
6/21/2017	
6/22/2017	<0.01
10/25/2017	<0.01
10/26/2017	
4/10/2018	
4/11/2018	<0.01
10/16/2018	
10/17/2018	<0.01
8/20/2019	
8/21/2019	<0.01
10/8/2019	
10/9/2019	0.0061
4/8/2020	
4/9/2020	<0.01
6/23/2020	
6/24/2020	
6/25/2020	
6/26/2020	<0.01
8/18/2020	
8/19/2020	<0.01
8/20/2020	
9/29/2020	
9/30/2020	
10/1/2020	<0.01
2/9/2021	
2/10/2021	<0.01
9/8/2021	
9/9/2021	<0.01
9/10/2021	
2/2/2022	<0.01
2/3/2022	
8/31/2022	<0.01
9/2/2022	
2/2/2023	<0.01
2/3/2023	
2/7/2023	
8/9/2023	
8/10/2023	<0.01
Mean	0.009805
Std. Dev.	0.0008721
Upper Lim.	0.01
Lower Lim.	0.0061

ND substitution: RL or RL/2 if <15% NDs.

Confidence Interval

Constituent: Mercury (mg/L) Analysis Run 10/13/2023 1:56 PM View: Confidence Intervals

Plant Arkwright Client: Southern Company Data: Arkwright No 3

	ARGWC-10	ARGWC-15	ARGWC-16	ARGWC-18	ARGWC-7	ARGWC-8
8/31/2016					<0.0002	<0.0002
9/1/2016	<0.0002		8.8E-05 (J)	<0.0002		
9/2/2016		<0.0002				
10/25/2016	<0.0002		<0.0002		<0.0002	
10/26/2016		<0.0002		<0.0002		<0.0002
1/26/2017		<0.0002	7.9E-05 (J)		<0.0002	8.1E-05 (J)
1/27/2017	7.7E-05 (J)			7.4E-05 (J)		
4/11/2017			<0.0002			
4/12/2017	<0.0002	<0.0002		<0.0002	<0.0002	<0.0002
6/21/2017		<0.0002	0.00011 (J)	<0.0002		<0.0002
6/22/2017	<0.0002				<0.0002	
10/25/2017				<0.0002	<0.0002	
10/26/2017	<0.0002	<0.0002	9.4E-05 (J)			<0.0002
4/10/2018		7.1E-05 (J)	9.9E-05 (J)		7E-05 (J)	
4/11/2018	<0.0002			<0.0002		<0.0002
10/16/2018			7E-05 (J)			
10/17/2018	<0.0002	<0.0002		<0.0002	<0.0002	<0.0002
8/20/2019			<0.0002			
8/21/2019	<0.0002	<0.0002		<0.0002	<0.0002	<0.0002
4/8/2020	<0.0002	<0.0002	<0.0002		<0.0002	
4/9/2020				<0.0002		<0.0002
8/18/2020					<0.0002	
8/19/2020	<0.0002	<0.0002	<0.0002			
8/20/2020				<0.0002		<0.0002
9/8/2021		<0.0002	<0.0002			
9/9/2021				<0.0002		<0.0002
9/10/2021	<0.0002				<0.0002	
2/2/2022	<0.0002					<0.0002
2/3/2022		<0.0002	<0.0002	<0.0002	<0.0002	
8/31/2022	<0.0002	<0.0002	<0.0002		<0.0002	<0.0002
9/2/2022				<0.0002		
2/2/2023	<0.0002		<0.0002	<0.0002	<0.0002	<0.0002
2/3/2023		<0.0002				
8/9/2023	<0.0002					
8/10/2023		<0.0002	<0.0002	<0.0002	<0.0002	<0.0002
Mean	0.0001923	0.0001919	0.0001587	0.0001921	0.0001919	0.0001926
Std. Dev.	3.075E-05	3.225E-05	5.562E-05	3.15E-05	3.25E-05	2.975E-05
Upper Lim.	0.0002	0.0002	0.0002	0.0002	0.0002	0.0002
Lower Lim.	7.7E-05	7.1E-05	8.8E-05	7.4E-05	7E-05	8.1E-05

ND substitution: RL or RL/2 if <15% NDs.

Confidence Interval

Constituent: Molybdenum (mg/L) Analysis Run 10/13/2023 1:56 PM View: Confidence Intervals

Plant Arkwright Client: Southern Company Data: Arkwright No 3

	ARAMW-3	ARAMW-4	ARAMW-6	ARGWC-15	ARGWC-18	ARGWC-8
8/31/2016						0.034
9/1/2016					<0.001	
9/2/2016				0.0015 (J)		
10/26/2016				<0.015	<0.001	0.0377
1/26/2017				<0.015		0.04
1/27/2017					<0.001	
4/12/2017				<0.015	<0.001	0.035
6/21/2017				<0.015	<0.001	0.038
10/25/2017					<0.001	
10/26/2017				<0.015		0.041
4/10/2018				0.00097 (J)		
4/11/2018					<0.001	0.037
10/17/2018				<0.015	<0.001	0.036
8/21/2019				0.0017 (J)	<0.001	0.051
10/8/2019				0.0011 (J)		
10/9/2019					<0.001	0.049
1/15/2020	0.0053		0.00065 (J)			
4/8/2020				0.00075 (J)		
4/9/2020					<0.001	0.039
6/23/2020						0.043
6/24/2020	0.0077 (J)	0.00079 (J)	<0.001		<0.001	
6/25/2020				0.00086 (J)		
8/19/2020				0.0016 (J)		
8/20/2020	0.0029 (J)	<0.001			<0.001	0.042
8/21/2020			<0.001			
9/29/2020				0.0019 (J)		
9/30/2020	0.0061 (J)	0.00073 (J)			<0.001	
10/1/2020			<0.001			0.043
2/9/2021			<0.001	0.0012 (J)		
2/10/2021	0.00065 (J)	<0.001			<0.001	0.041
9/8/2021		<0.001		0.0017 (J)		
9/9/2021	0.0029 (J)		<0.001		<0.001	0.043
2/2/2022	0.0035 (J)	<0.001	<0.001			0.042
2/3/2022				0.0011 (J)	<0.001	
8/31/2022	0.000869 (J)		<0.001	0.00179		0.0437
9/2/2022		0.000288			<0.001	
2/2/2023	0.000312 (J)		<0.001		0.000288 (J)	0.0428
2/3/2023				0.000959 (J)		
2/7/2023		0.000328 (J)				
8/9/2023		<0.001				
8/10/2023				0.00212	<0.001	0.0424
Mean	0.003359	0.0007929	0.0009611	0.005462	0.0009644	0.04103
Std. Dev.	0.002583	0.0002936	0.0001167	0.006416	0.0001592	0.004239
Upper Lim.	0.005853	0.001	0.001	0.015	0.001	0.04344
Lower Lim.	0.0008648	0.000288	0.00065	0.0011	0.000288	0.03862

ND substitution: RL or RL/2 if <15% NDs.

Confidence Interval

Constituent: Selenium (mg/L) Analysis Run 10/13/2023 1:56 PM View: Confidence Intervals

Plant Arkwright Client: Southern Company Data: Arkwright No 3

	ARAMW-3	ARAMW-4	ARGWC-10	ARGWC-15	ARGWC-16	ARGWC-17	ARGWC-18	ARGWC-7	ARGWC-8
12/14/2005								<0.005	
4/5/2006								<0.005	
10/30/2006								<0.005	
5/10/2007								<0.005	
11/17/2007								<0.005	
5/2/2008								<0.005	
10/22/2008								<0.005	
5/5/2009				0.0041					
5/12/2009					0.0062	0.0059	0.0039		
5/13/2009			0.005						
5/14/2009								0.0046	0.0035
12/1/2009								0.0019	
12/3/2009			0.0057						<0.005
12/4/2009				<0.005		<0.005	<0.005		
12/5/2009					<0.005				
5/25/2010						<0.005	<0.005		
5/26/2010			<0.005		<0.005			<0.005	<0.005
6/1/2010				<0.005					
11/9/2010			<0.005		<0.005	<0.005			<0.005
11/10/2010				<0.005			<0.005	<0.005	
5/18/2011									<0.005
5/19/2011			<0.005				<0.005		
5/24/2011					<0.005	<0.005			
5/25/2011				<0.005				<0.005	
11/9/2011				<0.005					
11/11/2011			<0.005					<0.005	<0.005
11/12/2011					<0.005	<0.005	<0.005		
5/17/2012			<0.005				0.0006 (J)	<0.005	<0.005
5/30/2012					0.0016 (J)	<0.005			
5/31/2012				<0.005					
11/9/2012			<0.005		<0.005	<0.005		<0.005	<0.005
11/10/2012				<0.005			<0.005		
5/7/2013			<0.005				<0.005		<0.005
5/8/2013						<0.005		<0.005	
5/13/2013				<0.005	<0.005				
11/5/2013							<0.005	<0.005	<0.005
11/6/2013			<0.005		<0.005	<0.005			
11/12/2013				<0.005					
5/20/2014			<0.005			<0.005			
5/21/2014					<0.005			<0.005	<0.005
5/28/2014				<0.005			<0.005		
11/17/2014					<0.005	<0.005		<0.005	
11/18/2014			<0.005						<0.005
11/19/2014							<0.005		
11/20/2014				<0.005					
4/7/2015			<0.005		<0.005	<0.005		<0.005	<0.005
4/14/2015				<0.005					
4/15/2015							<0.005		
10/28/2015			<0.005		<0.005	<0.005		<0.005	<0.005
10/29/2015							<0.005		
11/3/2015				<0.005					
6/23/2016			<0.005	<0.005				0.00029 (J)	<0.005

ND substitution: RL or RL/2 if <15% NDs.

Confidence Interval

Constituent: Selenium (mg/L) Analysis Run 10/13/2023 1:56 PM View: Confidence Intervals

Plant Arkwright Client: Southern Company Data: Arkwright No 3

	ARAMW-3	ARAMW-4	ARGWC-10	ARGWC-15	ARGWC-16	ARGWC-17	ARGWC-18	ARGWC-7	ARGWC-8
6/24/2016					0.0014	<0.005	<0.005		
8/31/2016								<0.005	<0.005
9/1/2016			<0.005		0.0014	<0.005	<0.005		
9/2/2016				0.0005 (J)					
10/25/2016			<0.005		0.0015 (J)	<0.005		<0.005	
10/26/2016				<0.005			<0.005		<0.005
1/26/2017				<0.005	0.00071 (J)	<0.005		<0.005	<0.005
1/27/2017			<0.005				<0.005		
4/11/2017					0.0011 (J)	<0.005			
4/12/2017			<0.005	<0.005			<0.005	<0.005	<0.005
6/21/2017				<0.005	0.00075 (J)	<0.005	<0.005		<0.005
6/22/2017			<0.005					<0.005	
10/25/2017							<0.005	<0.005	
10/26/2017			<0.005	0.0004 (J)	0.0012 (J)	<0.005			<0.005
4/10/2018				0.00044 (J)	0.0013	<0.005		<0.005	
4/11/2018			<0.005				<0.005		<0.005
10/16/2018					0.00072 (J)				
10/17/2018			<0.005	<0.005		<0.005	<0.005	<0.005	<0.005
3/27/2019				<0.005			<0.005		
3/28/2019			<0.005		0.0017	<0.005		<0.005	<0.005
8/20/2019					<0.005				
8/21/2019			<0.005	<0.005		<0.005	<0.005	<0.005	<0.005
10/8/2019				<0.005					
10/9/2019			<0.005		0.0018 (J)	<0.005	<0.005	<0.005	<0.005
4/8/2020			<0.005	<0.005	0.0022 (J)	<0.005		<0.005	
4/9/2020							<0.005		<0.005
8/18/2020						<0.005		<0.005	
8/19/2020			<0.005	<0.005	0.0029 (J)				
8/20/2020	<0.005	<0.005					<0.005		<0.005
9/29/2020				<0.005	0.0025 (J)	<0.005		<0.005	
9/30/2020	<0.005	<0.005					<0.005		
10/1/2020			<0.005						<0.005
2/9/2021			<0.005	<0.005	0.0019 (J)	<0.005			
2/10/2021	<0.005	<0.005					<0.005	<0.005	<0.005
9/8/2021		<0.005		<0.005	0.0024 (J)	<0.005			
9/9/2021	0.0024 (J)						<0.005		<0.005
9/10/2021			0.0017 (J)					0.0028 (J)	
2/2/2022	<0.005	0.0011 (J)	<0.005			0.00076 (J)			<0.005
2/3/2022				<0.005	0.0032 (J)		<0.005	<0.005	
8/31/2022	<0.005		<0.005	<0.005	0.00287 (J)			<0.005	<0.005
9/2/2022		<0.005				<0.005	<0.005		
2/2/2023	<0.005		<0.005		0.00466 (J)		<0.005	<0.005	<0.005
2/3/2023				<0.005		<0.005			
2/7/2023		<0.005							
8/9/2023		<0.005	<0.005			0.00231 (J)			
8/10/2023				<0.005	0.00421 (J)		<0.005	<0.005	<0.005
Mean	0.004629	0.004512	0.004926	0.004584	0.003235	0.004828	0.004843	0.004752	0.004957
Std. Dev.	0.0009827	0.001379	0.0005736	0.001294	0.001755	0.0008572	0.0007613	0.0009135	0.0002535
Upper Lim.	0.005	0.005	0.005	0.005	0.005	0.005	0.005	0.005	0.005
Lower Lim.	0.0024	0.0011	0.005	0.0041	0.0017	0.005	0.005	0.0046	0.005

ND substitution: RL or RL/2 if <15% NDs.

Confidence Interval

Constituent: Selenium (mg/L) Analysis Run 10/13/2023 1:56 PM View: Confidence Intervals

Plant Arkwright Client: Southern Company Data: Arkwright No 3

	ARGWC-9
12/14/2005	
4/5/2006	
10/30/2006	
5/10/2007	
11/17/2007	
5/2/2008	
10/22/2008	
5/5/2009	
5/12/2009	
5/13/2009	0.0049
5/14/2009	
12/1/2009	
12/3/2009	0.0045
12/4/2009	
12/5/2009	
5/25/2010	
5/26/2010	<0.005
6/1/2010	
11/9/2010	<0.005
11/10/2010	
5/18/2011	
5/19/2011	<0.005
5/24/2011	
5/25/2011	
11/9/2011	
11/11/2011	<0.005
11/12/2011	
5/17/2012	<0.005
5/30/2012	
5/31/2012	
11/9/2012	<0.005
11/10/2012	
5/7/2013	<0.005
5/8/2013	
5/13/2013	
11/5/2013	
11/6/2013	<0.005
11/12/2013	
5/20/2014	
5/21/2014	<0.005
5/28/2014	
11/17/2014	
11/18/2014	<0.005
11/19/2014	
11/20/2014	
4/7/2015	<0.005
4/14/2015	
4/15/2015	
10/28/2015	<0.005
10/29/2015	
11/3/2015	
6/23/2016	<0.005

Confidence Interval

Constituent: Selenium (mg/L) Analysis Run 10/13/2023 1:56 PM View: Confidence Intervals

Plant Arkwright Client: Southern Company Data: Arkwright No 3

	ARGWC-9
6/24/2016	
8/31/2016	0.00024 (J)
9/1/2016	
9/2/2016	
10/25/2016	<0.005
10/26/2016	
1/26/2017	<0.005
1/27/2017	
4/11/2017	
4/12/2017	<0.005
6/21/2017	
6/22/2017	<0.005
10/25/2017	0.00029 (J)
10/26/2017	
4/10/2018	
4/11/2018	<0.005
10/16/2018	
10/17/2018	<0.005
3/27/2019	
3/28/2019	<0.005
8/20/2019	
8/21/2019	<0.005
10/8/2019	
10/9/2019	<0.005
4/8/2020	
4/9/2020	<0.005
8/18/2020	
8/19/2020	<0.005
8/20/2020	
9/29/2020	
9/30/2020	
10/1/2020	<0.005
2/9/2021	
2/10/2021	<0.005
9/8/2021	
9/9/2021	<0.005
9/10/2021	
2/2/2022	<0.005
2/3/2022	
8/31/2022	<0.005
9/2/2022	
2/2/2023	<0.005
2/3/2023	
2/7/2023	
8/9/2023	
8/10/2023	<0.005
Mean	0.004712
Std. Dev.	0.001114
Upper Lim.	0.005
Lower Lim.	0.0049

ND substitution: RL or RL/2 if <15% NDs.

Confidence Interval

Constituent: Silver (mg/L) Analysis Run 10/13/2023 1:56 PM View: Confidence Intervals

Plant Arkwright Client: Southern Company Data: Arkwright No 3

	ARGWC-10	ARGWC-15	ARGWC-16	ARGWC-17	ARGWC-18	ARGWC-7	ARGWC-9
12/14/2005						<0.001	
4/5/2006						<0.001	
10/30/2006						<0.001	
5/10/2007						0.0011	
11/17/2007						<0.001	
5/2/2008						<0.001	
10/22/2008						<0.001	
5/5/2009		<0.001					
5/12/2009			0.0011	0.0011	<0.001		
5/13/2009	0.0009						0.0024 (o)
5/14/2009						<0.001	
12/1/2009						<0.001	
12/3/2009	0.00083						0.0007
12/4/2009		0.00098		0.0014	0.0008		
12/5/2009			0.0004				
5/25/2010				<0.001	<0.001		
5/26/2010	<0.001		<0.001			<0.001	<0.001
6/1/2010		<0.001					
11/9/2010	<0.001		<0.001	<0.001			<0.001
11/10/2010		<0.001			<0.001	<0.001	
5/19/2011	<0.001				<0.001		<0.001
5/24/2011			<0.001	<0.001			
5/25/2011		<0.001				<0.001	
5/17/2012	<0.001				<0.001	<0.001	<0.001
5/30/2012			<0.001	<0.001			
5/31/2012		<0.001					
11/9/2012	<0.001		<0.001	<0.001		<0.001	<0.001
11/10/2012		<0.001			<0.001		
5/7/2013	<0.001				<0.001		<0.001
5/8/2013				<0.001		<0.001	
5/13/2013		<0.001	<0.001				
11/5/2013					<0.001	<0.001	
11/6/2013	<0.001		<0.001	<0.001			<0.001
11/12/2013		<0.001					
5/20/2014	<0.001			<0.001			
5/21/2014			<0.001			<0.001	<0.001
5/28/2014		<0.001			<0.001		
11/17/2014			<0.001	<0.001		<0.001	
11/18/2014	<0.001						<0.001
11/19/2014					<0.001		
11/20/2014		<0.001					
4/7/2015	<0.001		<0.001	<0.001		<0.001	<0.001
4/14/2015		<0.001					
4/15/2015					<0.001		
10/28/2015	<0.001		<0.001	<0.001		<0.001	<0.001
10/29/2015					<0.001		
11/3/2015		<0.001					
6/23/2016	<0.001	<0.001				<0.001	<0.001
6/24/2016			<0.001	<0.001	<0.001		
10/25/2016	<0.001		<0.001	<0.001		<0.001	<0.001
10/26/2016		<0.001			<0.001		
4/11/2017			<0.001	<0.001			

ND substitution: RL or RL/2 if <15% NDs.

Confidence Interval

Constituent: Silver (mg/L) Analysis Run 10/13/2023 1:56 PM View: Confidence Intervals

Plant Arkwright Client: Southern Company Data: Arkwright No 3

	ARGWC-10	ARGWC-15	ARGWC-16	ARGWC-17	ARGWC-18	ARGWC-7	ARGWC-9
4/12/2017	<0.001	<0.001			<0.001	<0.001	<0.001
10/25/2017					<0.001	<0.001	<0.001
10/26/2017	<0.001	0.00037 (J)	0.00026 (J)	<0.001			
4/10/2018		<0.001	<0.001	<0.001		<0.001	
4/11/2018	<0.001				<0.001		<0.001
10/16/2018			<0.001				
10/17/2018	<0.001	<0.001		<0.001	<0.001	<0.001	<0.001
3/27/2019		<0.001			<0.001		
3/28/2019	<0.001		<0.001	<0.001		<0.001	<0.001
10/8/2019		0.00018 (J)					
10/9/2019	<0.001		<0.001	<0.001	<0.001	<0.001	<0.001
4/8/2020	<0.001	<0.001	<0.001	<0.001		<0.001	
4/9/2020					<0.001		<0.001
9/29/2020		<0.001	<0.001	<0.001		<0.001	
9/30/2020					<0.001		
10/1/2020	<0.001						<0.001
2/9/2021	<0.001	<0.001	<0.001	<0.001			
2/10/2021					<0.001	<0.001	<0.001
9/8/2021		<0.001	<0.001	<0.001			
9/9/2021					<0.001		<0.001
9/10/2021	<0.001					<0.001	
2/2/2022	<0.001			<0.001			<0.001
2/3/2022		<0.001	<0.001		<0.001	<0.001	
8/31/2022	<0.001	<0.001	<0.001			<0.001	<0.001
9/2/2022				<0.001	<0.001		
2/2/2023	<0.001		<0.001		<0.001	<0.001	<0.001
2/3/2023		<0.001		<0.001			
8/9/2023	<0.001			<0.001			
8/10/2023		<0.001	<0.001		<0.001	<0.001	<0.001
Mean	0.0009907	0.0009493	0.0009572	0.001017	0.0009931	0.001003	0.0009893
Std. Dev.	3.605E-05	0.0001885	0.0001757	7.592E-05	3.714E-05	1.667E-05	5.669E-05
Upper Lim.	0.001	0.001	0.001	0.0011	0.001	0.001	0.001
Lower Lim.	0.0009	0.00098	0.0004	0.001	0.0008	0.001	0.0007

ND substitution: RL or RL/2 if <15% NDs.

Confidence Interval

Constituent: Thallium (mg/L) Analysis Run 10/13/2023 1:56 PM View: Confidence Intervals

Plant Arkwright Client: Southern Company Data: Arkwright No 3

	ARAMW-4	ARAMW-6	ARGWC-15	ARGWC-16	ARGWC-17	ARGWC-18
9/1/2016				<0.002	<0.002	<0.002
9/2/2016			9.5E-05 (J)			
10/25/2016				<0.002	<0.002	
10/26/2016			<0.002			<0.002
1/26/2017			<0.002	<0.002	<0.002	
1/27/2017						<0.002
4/11/2017				<0.002	<0.002	
4/12/2017			<0.002			<0.002
6/21/2017			<0.002	<0.002	<0.002	<0.002
10/25/2017						<0.002
10/26/2017			<0.002	<0.002	<0.002	
4/10/2018			<0.002	<0.002	<0.002	
4/11/2018						<0.002
10/16/2018				<0.002		
10/17/2018			<0.002		<0.002	<0.002
8/20/2019				<0.002		
8/21/2019			<0.002		<0.002	<0.002
10/8/2019			<0.002			
10/9/2019				<0.002	<0.002	<0.002
4/8/2020			<0.002	<0.002	<0.002	
4/9/2020						<0.002
8/18/2020					<0.002	
8/19/2020			<0.002	0.00027 (J)		
8/20/2020	0.00022 (J)					<0.002
8/21/2020		0.00018 (J)				
9/29/2020			<0.002	0.00025 (J)	<0.002	
9/30/2020	<0.002					<0.002
10/1/2020		<0.002				
2/9/2021		<0.002	<0.002	<0.002	<0.002	
2/10/2021	<0.002					<0.002
9/8/2021	<0.002		<0.002	0.00025 (J)	0.00063 (J)	
9/9/2021		<0.002				0.00028 (J)
2/2/2022	<0.002	<0.002			<0.002	
2/3/2022			<0.002	<0.002		<0.002
8/31/2022		<0.002	<0.002	<0.002		
9/2/2022	<0.002				<0.002	<0.002
2/2/2023		<0.002		<0.002		<0.002
2/3/2023			<0.002		<0.002	
2/7/2023	<0.002					
8/9/2023	<0.002				<0.002	
8/10/2023			<0.002	<0.002		<0.002
Mean	0.001778	0.00174	0.0019	0.001725	0.001928	0.001909
Std. Dev.	0.0006293	0.0006879	0.000437	0.0006531	0.0003143	0.0003946
Upper Lim.	0.002	0.002	0.002	0.002	0.002	0.002
Lower Lim.	0.00022	0.00018	9.5E-05	0.00027	0.00063	0.00028

ND substitution: RL or RL/2 if <15% NDs.

FIGURE J.

Appendix IV Trend Tests - Significant Results

Plant Arkwright Client: Southern Company Data: Arkwright No 3 Printed 10/13/2023, 2:00 PM

Constituent	Well	Slope	Calc.	Critical	Sig.	N	%NDs	Normality	Xform	Alpha	Method
Cobalt (mg/L)	**ARGWC-17**	**0.00263**	**78**	**62**	**Yes**	**20**	**0**	**n/a**	**n/a**	**0.05**	**NP**

Appendix IV Trend Tests - All Results

Plant Arkwright Client: Southern Company Data: Arkwright No 3 Printed 10/13/2023, 2:00 PM

Constituent	Well	Slope	Calc.	Critical	Sig.	N	%NDs	Normality	Xform	Alpha	Method
Cobalt (mg/L)	ARGWA-12 (bg)	-0.00001349	-56	-62	No	20	55	n/a	n/a	0.05	NP
Cobalt (mg/L)	ARGWA-13 (bg)	0	3	62	No	20	90	n/a	n/a	0.05	NP
Cobalt (mg/L)	ARGWA-14 (bg)	0	3	62	No	20	95	n/a	n/a	0.05	NP
Cobalt (mg/L)	ARGWA-24 (bg)	0	1	15	No	7	57.14	n/a	n/a	0.05	NP
Cobalt (mg/L)	ARGWA-3 (bg)	0	-1	-62	No	20	90	n/a	n/a	0.05	NP
Cobalt (mg/L)	ARGWA-5 (bg)	0	-12	-62	No	20	85	n/a	n/a	0.05	NP
Cobalt (mg/L)	**ARGWC-17**	**0.00263**	**78**	**62**	**Yes**	**20**	**0**	**n/a**	**n/a**	**0.05**	**NP**

Sanitas™ v.10.0.06 Software licensed to Groundwater Stats Consulting. UG
Hollow symbols indicate censored values.

Sen's Slope Estimator

ARGWA-12 (bg)

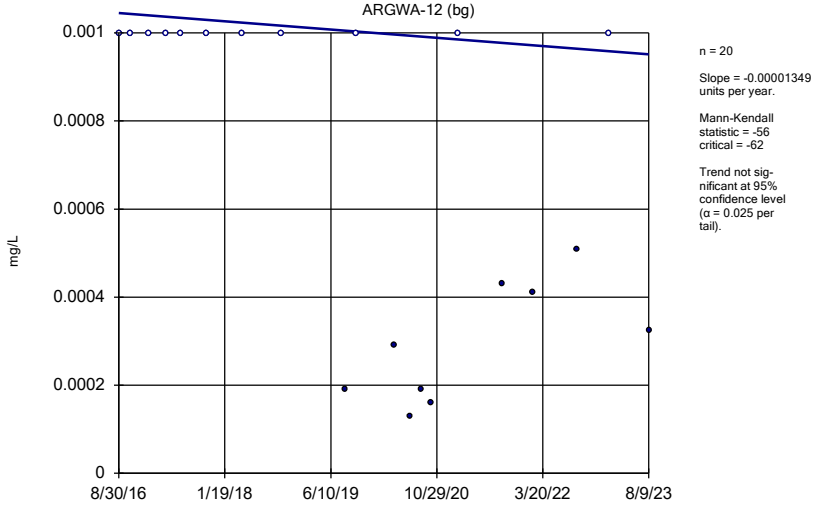

n = 20

Slope = -0.00001349 units per year.

Mann-Kendall statistic = -56
critical = -62

Trend not significant at 95% confidence level (α = 0.025 per tail).

Constituent: Cobalt Analysis Run 10/13/2023 1:59 PM View: Trend Test Confidence Interval Exceedances
Plant Arkwright Client: Southern Company Data: Arkwright No 3

Sanitas™ v.10.0.06 Software licensed to Groundwater Stats Consulting. UG
Hollow symbols indicate censored values.

Sen's Slope Estimator

ARGWA-13 (bg)

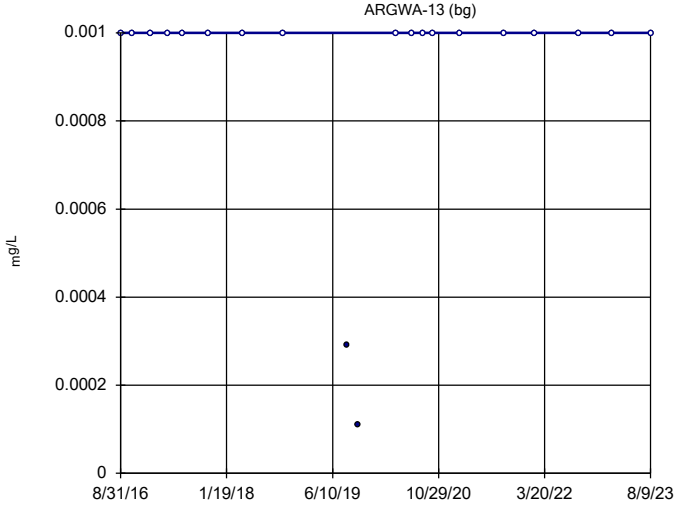

n = 20

Slope = 0 units per year.

Mann-Kendall statistic = 3
critical = 62

Trend not significant at 95% confidence level (α = 0.025 per tail).

Constituent: Cobalt Analysis Run 10/13/2023 1:59 PM View: Trend Test Confidence Interval Exceedances
Plant Arkwright Client: Southern Company Data: Arkwright No 3

Sanitas™ v.10.0.06 Software licensed to Groundwater Stats Consulting. UG
Hollow symbols indicate censored values.

Sen's Slope Estimator

ARGWA-14 (bg)

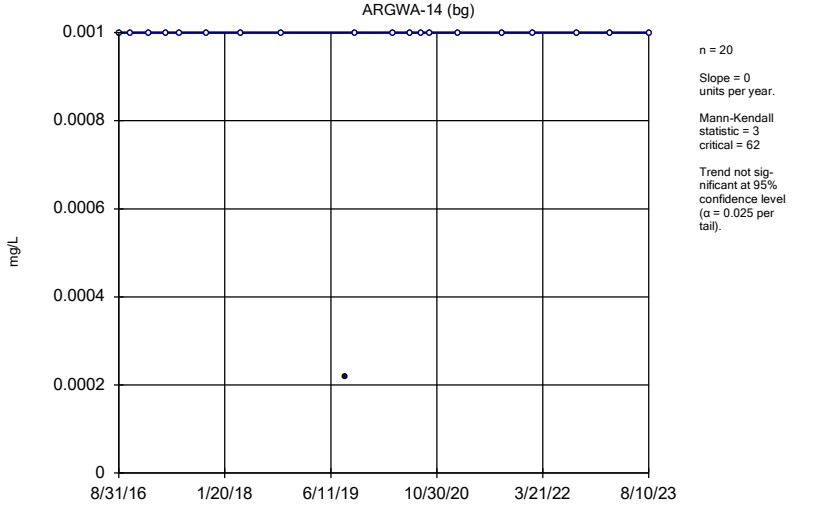

n = 20

Slope = 0 units per year.

Mann-Kendall statistic = 3
critical = 62

Trend not significant at 95% confidence level (α = 0.025 per tail).

Constituent: Cobalt Analysis Run 10/13/2023 1:59 PM View: Trend Test Confidence Interval Exceedances
Plant Arkwright Client: Southern Company Data: Arkwright No 3

Sanitas™ v.10.0.06 Software licensed to Groundwater Stats Consulting. UG
Hollow symbols indicate censored values.

Sen's Slope Estimator

ARGWA-24 (bg)

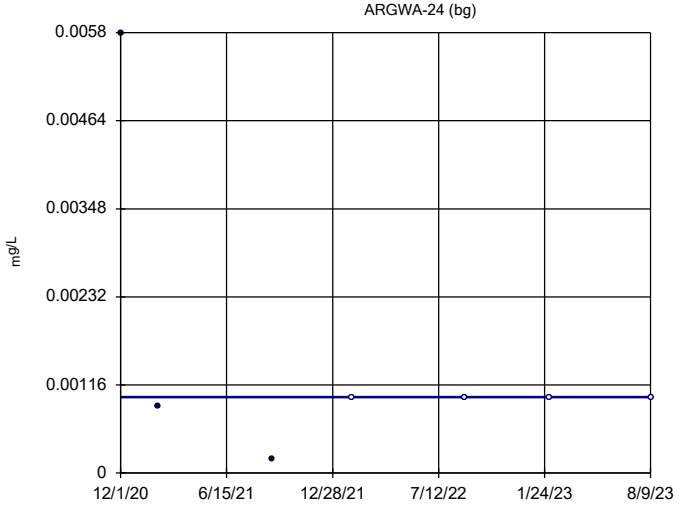

n = 7

Slope = 0 units per year.

Mann-Kendall statistic = 1
critical = 15

Trend not significant at 95% confidence level (α = 0.025 per tail).

Constituent: Cobalt Analysis Run 10/13/2023 1:59 PM View: Trend Test Confidence Interval Exceedances
Plant Arkwright Client: Southern Company Data: Arkwright No 3

Sanitas™ v.10.0.06 Software licensed to Groundwater Stats Consulting. UG
Hollow symbols indicate censored values.

Sen's Slope Estimator

ARGWA-3 (bg)

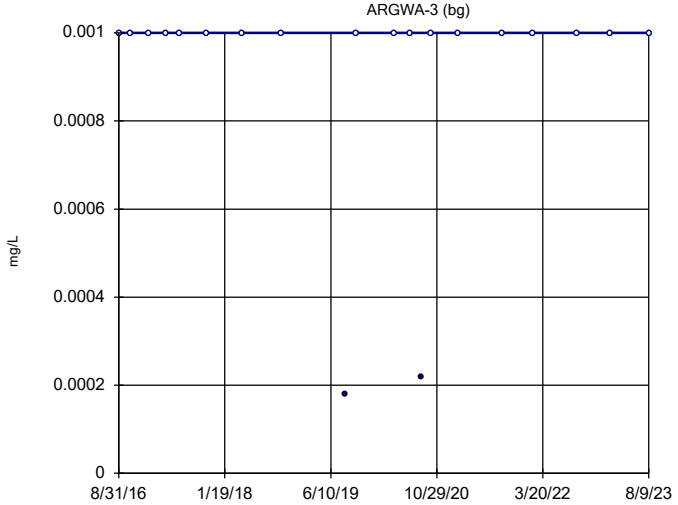

n = 20

Slope = 0 units per year.

Mann-Kendall statistic = -1
critical = -62

Trend not significant at 95% confidence level (α = 0.025 per tail).

Constituent: Cobalt Analysis Run 10/13/2023 1:59 PM View: Trend Test Confidence Interval Exceedances
Plant Arkwright Client: Southern Company Data: Arkwright No 3

Sanitas™ v.10.0.06 Software licensed to Groundwater Stats Consulting. UG
Hollow symbols indicate censored values.

Sen's Slope Estimator

ARGWA-5 (bg)

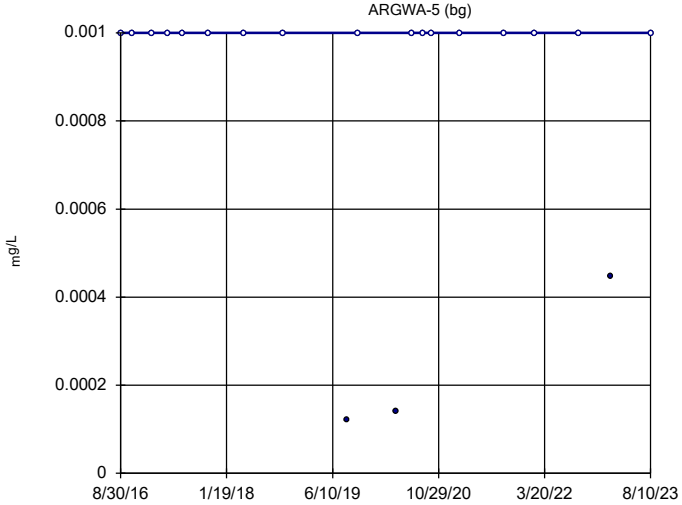

n = 20

Slope = 0 units per year.

Mann-Kendall statistic = -12
critical = -62

Trend not significant at 95% confidence level (α = 0.025 per tail).

Constituent: Cobalt Analysis Run 10/13/2023 1:59 PM View: Trend Test Confidence Interval Exceedances
Plant Arkwright Client: Southern Company Data: Arkwright No 3

Sanitas™ v.10.0.06 Software licensed to Groundwater Stats Consulting. UG

Sen's Slope Estimator

ARGWC-17

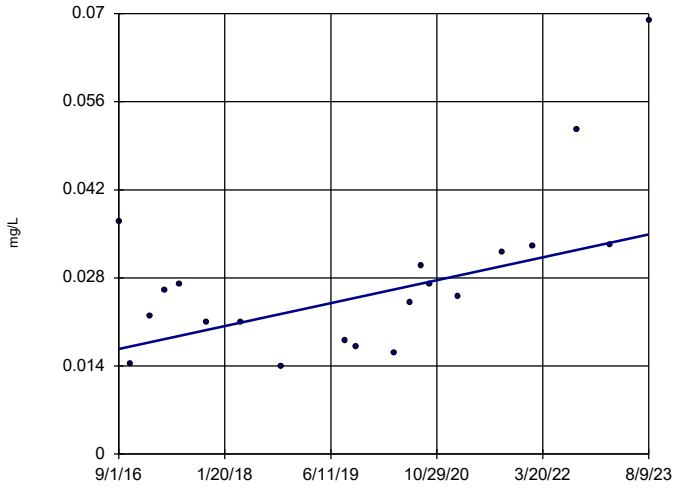

n = 20

Slope = 0.00263 units per year.

Mann-Kendall statistic = 78
critical = 62

Increasing trend significant at 95% confidence level (α = 0.025 per tail).

Constituent: Cobalt Analysis Run 10/13/2023 1:59 PM View: Trend Test Confidence Interval Exceedances
Plant Arkwright Client: Southern Company Data: Arkwright No 3

GROUNDWATER STATS CONSULTING

July 31, 2024

Southern Company Services
Attn: Mr. Joju Abraham
241 Ralph McGill Blvd NE, Bin 10160
Atlanta, Georgia 30308-3374

Re: Plant Arkwright #3 Ash Pond
January 2024 Semi-Annual Statistical Analysis

Dear Mr. Abraham,

Groundwater Stats Consulting, formerly the statistical consulting division of Sanitas Technologies, is pleased to provide the January 2024 Semi-Annual Groundwater statistical analysis of data for Georgia Power Company's Plant Arkwright #3 Ash Pond. The analysis complies with the Georgia Environmental Protection Division (EPD) Rules for Solid Waste Management Chapter 391-3-4-.10 and follows the United States Environmental Protection Agency (USEPA) Unified Guidance (2009).

Semi-annual sampling is conducted for USEPA's Coal Combustion Residuals (CCR) Appendix III and IV parameters in addition to Appendix I parameters in accordance with the Georgia Department of Natural Resources, Environmental Protection Division groundwater monitoring regulations. The monitoring well network, as provided by Southern Company Services, consists of the following:

- **Upgradient wells:** ARGWA-3, ARGWA-5, ARGWA-12, ARGWA-13, ARGWA-14, and ARGWA-24
- **Downgradient wells:** ARGWC-7, ARGWC-8, ARGWC-9, ARGWC-10, ARGWC-15, ARGWC-16, ARGWC-17, and ARGWC-18
- **Assessment well:** ARAMW-4

Data from assessment wells are plotted on time series and box plots, and are analyzed with confidence intervals for Appendix I and IV constituents when a minimum of 4 samples are available.

Data were sent electronically to Groundwater Stats Consulting, and the statistical analysis was reviewed by Andrew Collins, Project Manager for Groundwater Stats Consulting.

The CCR and Georgia EPD programs monitor the constituents listed below. The terms "parameters" and "constituents" are used interchangeably.

- **Georgia Appendix I:** arsenic, barium, cadmium, lead, selenium, and silver
- **CCR Appendix III:** boron, calcium, chloride, fluoride, pH, sulfate, and TDS
- **CCR Appendix IV:** antimony, arsenic, barium, beryllium, cadmium, chromium, cobalt, combined radium 226 + 228, fluoride, lithium, lead, mercury, molybdenum, selenium, and thallium

Data for Appendix III constituents were analyzed using prediction limits; data for Appendix I constituents were analyzed using prediction limits and confidence intervals; and data for Appendix IV were analyzed using confidence intervals. Note that when there are no detections present in downgradient wells for a given constituent, statistical analyses are not required. Summaries of well/constituent pairs containing 100% non-detects since 2005 for Appendix I constituents at downgradient wells and since 2016 for Appendix I and IV constituents at downgradient and assessment wells follow this letter.

Time series plots for all well/constituent pairs are provided and are particularly useful for screening parameters detected in downgradient wells which require statistical analyses (Figure A). Additionally, a separate section of box plots is included for all constituents at upgradient and downgradient wells (Figure B). The time series plots are used to initially screen for suspected outliers and trends, while the box plots provide visual representation of variation within individual wells and between all wells. Values in background which have been flagged as outliers may be seen in a lighter font and as a disconnected symbol on the graphs. A summary of flagged outliers follows this report (Figure C).

Based on the previous screening, described below, data at all wells for constituents detected in downgradient wells were evaluated for the following: 1) outliers; 2) trends; 3) most appropriate statistical method based on site characteristics of groundwater data upgradient of the facility; and 4) eligibility of downgradient wells when intrawell statistical methods are recommended. Power curves were provided with the previous screening to demonstrate that the selected statistical methods for the parameters listed above comply with the USEPA Unified Guidance and the Georgia EPD Rules for Solid Waste Management

Chapter 391-3-4-.10. The EPA suggests the selected statistical method should provide at least 55% power at 3 standard deviations or at least 80% power at 4 standard deviations. Power curves were based on the following:

Georgia Appendix I Constituents:

- Semi-Annual Sampling
- Interwell Prediction Limits with 1-of-2 resample plan (all parameters)
- # Constituents: 6
- # Downgradient wells: 8

CCR Appendix III Constituents:

- Semi-Annual Sampling
- Interwell Prediction Limits with 1-of-2 resample plan (all parameters)
- # Constituents: 7
- # Downgradient wells: 8

The distribution of data is tested using the Shapiro-Wilk/Shapiro-Francia test for normality. Parametric prediction limits (or tolerance limits or confidence intervals, as applicable) are utilized when the screened historical data follow a normal or transformed-normal distribution. When data cannot be normalized or the majority of data are non-detects, a nonparametric test is utilized. While the false positive rate associated with parametric limits is based on an annual 10% (5% per semi-annual event) as recommend by the EPA Unified Guidance (2009), the false positive rate associated with the nonparametric limits is dependent upon the available background sample size, number of future comparisons, and verification resample plan. The following approaches are used for handling non-detects (USEPA, 2009).

- No statistical analyses are required on wells and analytes containing 100% non-detects (USEPA Unified Guidance, 2009, Chapter 6).
- When data contain <15% non-detects, simple substitution of one-half the reporting limit is utilized in the statistical analysis. The reporting limit utilized for non-detects is the most recent practical quantification limit (PQL) as reported by the laboratory.
- When data contain between 15-50% non-detects, the Kaplan-Meier non-detect adjustment is applied to the background data for parametric limits. This technique adjusts the mean and standard deviation of the historical concentrations to account for concentrations below the reporting limit.

- Nonparametric prediction limits are used on data containing greater than 50% non-detects.

Natural systems continuously evolve due to physical changes made to the environment. Examples include capping a landfill, paving areas near a well, or lining a drainage channel to prevent erosion. Periodic updating of background statistical limits is necessary to accommodate these types of changes. In the interwell case, prediction limits are updated with upgradient well data during each event after screening for any new outliers. In some cases, the earlier portion of data are deselected prior to construction of limits to provide sensitive limits that will rapidly detect changes in groundwater quality. Even though the data are excluded from the calculation, the values will continue to be reported and shown in tables and graphs.

Summary of Background Screening - Conducted in 2019

Outlier Analysis

Time series plots were used to identify suspected outliers, or extreme values that would result in limits that are not representative of the current background data population. Suspected outliers at all wells and parameters were formally tested using Tukey's box plot method and, when identified, flagged in the computer database with "o" and deselected prior to construction of statistical limits. Several values were flagged as outliers as a result of the Tukey's tests. In some cases, high values not identified by this test were flagged as outliers so that resulting prediction limits will be lower and capable of detecting future changes at these wells. Outliers were flagged in downgradient wells, though there are no intrawell statistical analyses in the current report. For the analysis of the Appendix IV constituents, this improves the estimate of downgradient confidence intervals.

A summary of flagged values is included in Figure C. When the most recent values are identified as outliers in upgradient wells, those values are not flagged in the database at that time (except in cases where they would cause background limits to be elevated) as they may represent a possible trend in an upgradient well. If future values do not remain at similar concentrations, these values will be flagged as outliers and deselected. Several low values exist in the data sets and appear on the graphs as possible low outliers relative to the laboratory's Practical Quantitation Limit. However, these values are observed trace values (i.e., measurements reported by the laboratory between the Method Detection Limit and the Practical Quantitation Limit) and, therefore, were not flagged as outliers. Due to changing reporting limits, when non-detects are replaced with the most recent reporting limit, previously flagged "J" values (or estimated values) are sometimes flagged as outliers if they are much higher than current reporting limits.

Additionally, when any values are flagged in the database as outliers, the measurements are plotted in a disconnected and lighter symbol on the time series graph. The accompanying data pages display the flagged value in a lighter font as well. A substitution of the most recent reporting limit was applied when varying detection limits existed in data.

Seasonality

No obvious seasonal patterns were observed on the time series plots for any of the detected data; therefore, no deseasonalizing adjustments were made to the data. When seasonal patterns are observed, data may be deseasonalized so that the resulting limits will correctly account for the seasonality as a predictable pattern rather than random variation or a release.

Trend Testing

While trends may be identified by visual inspection, a quantification of the trend and its significance is needed. The Sen's Slope/Mann Kendall trend test, which tests for statistically significant increasing or decreasing trends, was used to evaluate data at all upgradient wells and downgradient wells with detections.

In the absence of suspected contamination, significant trending data are typically not included as part of the background data used for construction of prediction limits. This step serves to eliminate the trend and, thus, reduce variation in background. When statistically significant decreasing trends are present, all available data are evaluated to determine whether earlier concentration levels are significantly different from current reported concentrations and will be deselected as necessary. When any records of data are truncated for the reasons above, a summary report will be provided to show the date ranges used in construction of the statistical limits.

Several statistically significant increasing and decreasing trends were noted for constituents in both upgradient and downgradient wells, and the results of these trend tests were included with the previous screening. Although data since 2014 for selenium at upgradient well ARGWA-13 have consistently been detections above the reporting limit while earlier data are primarily non-detect values, the measurements across the record represent spatial variability in groundwater quality upgradient of the facility. Therefore, all concentrations for this well/constituent pair are used in constructing statistical limits.

Determination of Spatial Variation

The Analysis of Variance (ANOVA) was used to statistically evaluate differences in average concentrations among upgradient wells for constituents detected in downgradient wells. The ANOVA assists in identifying the most appropriate statistical approach. Interwell tests, which compare downgradient well data to statistical limits constructed from pooled upgradient well data, are appropriate when average concentrations are similar across upgradient wells. Intrawell tests, which compare compliance data from a single well to screened historical data within the same well, are appropriate when upgradient wells exhibit spatial variation; when statistical limits constructed from upgradient wells are not representative of the current background data population; and when downgradient water quality is unimpacted compared to upgradient water quality for the same parameter.

The ANOVA identified significant differences among upgradient well data for several constituents. While data were further tested for intrawell eligibility during the screening, interwell methods are used for all Appendix I and Appendix III constituents in accordance with Georgia EPD requirements.

Prediction Limit Analysis of Appendix I & III Parameters – January 2024

All Appendix I and III parameters were analyzed using interwell prediction limits. Upgradient well data were reassessed using time series for potential outliers during this analysis. No additional values were flagged and a summary of flagged outliers follows this report (Figure C).

Appendix I & III Interwell Prediction Limits

Interwell prediction limits, combined with a 1-of-2 resample plan, were constructed using all historical upgradient well data through January 2024 for Appendix I and III constituents (Figures D & E, respectively). Interwell prediction limits pool upgradient well data to establish a background limit for an individual constituent. The January 2024 sample from each downgradient well is compared to the background limits to determine whether initial exceedances are present.

In the event of an initial exceedance of compliance well data, the 1-of-2 resample plan allows for collection of one additional sample to determine whether the initial exceedance is confirmed. When a resample confirms the initial exceedance, a statistically significant increase is identified, and further research would be required to identify the cause of the exceedance (i.e., impact from the site, natural variation, or an off-site source). If the resample falls within the statistical limit, the initial exceedance is considered to be a false

positive result; therefore, no exceedance is noted, and no further action is necessary. If no resample is collected, the original result is considered a confirmed exceedance. Summary tables, along with complete results of the interwell prediction limits for Appendix I and III constituents, follow this letter. No exceedances were noted for the Appendix I constituents. The following exceedances were identified for the Appendix III constituents:

- Boron: ARGWC-8 and ARGWC-18
- pH (lower limit): ARGWC-16 and ARGWC-17

Note that the interwell limit for sulfate is high relative to concentrations in downgradient wells and is a result of the reported concentrations in upgradient well ARGWA-13 which reflect spatial variation in groundwater quality at the site. Since this limit will not be sensitive to changes in sulfate concentrations in downgradient wells, trend tests were performed as a secondary measure to identify whether concentrations are changing over time at each well. The results are discussed below in the trend test section.

Trend Test Evaluation – Appendix III

When prediction limit exceedances are identified in downgradient wells, data are further evaluated using the Sen's Slope/Mann Kendall trend test to determine whether concentrations are statistically increasing, decreasing, or stable at the 99% confidence level (Figure F). Upgradient well data are included in the trend analyses for all parameters found to exceed their prediction limit in downgradient wells to identify whether similar patterns exist upgradient of the site. Upgradient trends are an indication of variability in groundwater quality unrelated to practices at the site.

Additionally, trend tests for sulfate were included to monitor concentrations at each well. Note that samples for sulfate were collected prior to 2016 and all data were evaluated in the trend analyses. Both a summary table and graphical display of trend tests results follows this letter. Statistically significant trends were identified for the following well/constituent pairs:

Increasing trends:

- Boron: ARGWA-13 (upgradient)
- Sulfate: ARGWA-13 (upgradient), ARGWC-16, and ARGWC-9

Decreasing trends:

- Boron: ARGWC-8
- pH: ARGWC-17
- Sulfate: ARGWA-14 (upgradient), ARGWC-7, and ARGWC-8

Confidence Interval Analysis of Appendix I & IV Parameters – January 2024

For Appendix I and IV parameters, confidence intervals for each downgradient and assessment well/constituent pair were compared against corresponding Groundwater Protection Standards (GWPS). GWPS were developed as described below. Downgradient and assessment well/constituent pairs that contain 100% non-detects since 2016 do not require analysis. Data from upgradient wells for Appendix I and IV parameters are reassessed for outliers during each analysis. No additional outliers were flagged during this analysis and a summary of flagged outliers follows this report (Figure C).

Interwell Upper Tolerance Limits

Interwell tolerance limits were used to calculate site-specific background limits from all available pooled upgradient well data through January 2024 for Appendix I and IV constituents (Figure G). Parametric tolerance limits are used when data follow a normal or transformed-normal distribution. When data contained greater than 50% non-detects or did not follow a normal or transformed-normal distribution, nonparametric tolerance limits were used.

Groundwater Protection Standards

The background limits were then used when determining the groundwater protection standard (GWPS) under 40 CFR §257.95(h) and Georgia EPD Rule 391-3-4-.10(6)(a). On July 30, 2018, US EPA revised the Federal CCR rule updating GWPS for cobalt, lead, lithium, and molybdenum as described above in 40 CFR §257.95(h)(2). Effective on February 22, 2022, Georgia EPD incorporated the updated GWPS into the current Georgia EPD Rules for Solid Waste Management 391-3-4-.10(6)(a). In accordance with the updated Rules, the GWPS is:

- The maximum contaminant level (MCL) established under §141.62 and §141.66 of this title
- Where an MCL has not been established for a constituent, Federal and State CCR Rules specify levels for cobalt (0.006 mg/L), lead (0.015 mg/L), lithium (0.040 mg/L), and molybdenum (0.100 mg/L)
- The respective background level for a constituent when the background level is higher than the MCL or Federal CCR Rule identified GWPS

Following Georgia EPD Rule requirements and the Federal CCR requirements, GWPS were established for statistical comparison of Appendix I and IV constituents for this sample event (Figure H).

Confidence Intervals

To complete the statistical comparison to GWPS, confidence intervals were constructed when a minimum of 4 samples was available using data from June 2016 through January 2024 for each of the Appendix I and IV constituents in accordance with the state requirements in each downgradient and assessment well (Figure I). The Sanitas software was used to calculate the confidence intervals, either parametric or nonparametric, depending on the data distribution and percentage of non-detects. When data followed a normal or transformed-normal distribution, parametric confidence intervals were used for Appendix IV parameters. Nonparametric confidence intervals, which use the appropriate order statistics, depending on the sample size, as interval limits, were constructed when data did not follow a normal or transformed-normal distribution or when there were greater than 50% non-detects. The lower confidence limit, which is constructed with 99% confidence for parametric confidence intervals, is compared to the GWPS prepared as described above. The achievable confidence level associated with nonparametric confidence intervals is dependent upon the number samples available.

Only when the entire confidence interval is above a GWPS is the well/constituent pair considered to exceed its respective standard. In the event of a confidence interval exceedance of the GWPS, a statistically significant level (SSL) exceedance is identified. A summary of the confidence intervals follows this letter and an exceedance was identified for the following well/constituent pair:

- Cobalt: ARGWC-17

Trend Test Evaluation – Appendix I & IV

Data at wells with confidence interval exceedances are further evaluated using the Sen's Slope/Mann Kendall trend test at the 95% confidence level to determine whether concentrations are statistically increasing, decreasing, or stable (Figure J). Although the trend tests for Assessment monitoring pairs were previously evaluated using 99% confidence, the 95% confidence level more rapidly identifies statistically significant trends. Additionally, the 95% confidence level is recommended in cases with limited sample sizes and, particularly, for new assessment wells. Upgradient wells are included in the trend analyses to identify whether similar patterns exist upgradient of the site for the same constituents. When trends are present in upgradient wells, it is an indication of variability in groundwater quality unrelated to practices at the site. A summary of the Appendix I and IV trend test results follows this letter. A statistically significant increasing trend was identified for the following well/constituent pair:

- Cobalt: ARGWC-17

Thank you for the opportunity to assist you in the statistical analysis of groundwater quality for Plant Arkwright #3 Ash Pond. If you have any questions or comments, please feel free to contact us.

For Groundwater Stats Consulting,



Tristan Clark
Groundwater Analyst



Andrew Collins
Project Manager

Sanitas™ v.10.0.16 Software licensed to . UG

100% Non-Detects: Appendix I Downgradient

Analysis Run 3/7/2024 12:31 PM View: Appendix I
Plant Arkwright Data: Arkwright No 3

Cadmium (mg/L)
ARGWC-10, ARGWC-18, ARGWC-7, ARGWC-8, ARGWC-9

Silver (mg/L)
ARGWC-8

100% Non-Detects: Appendix I & IV Downgradient and Assessment

Analysis Run 3/6/2024 10:25 AM View: Appendix I & IV Confidence Interval
Plant Arkwright Data: Arkwright No 3

Antimony (mg/L)
ARAMW-4, ARGWC-15, ARGWC-16, ARGWC-17, ARGWC-18, ARGWC-8

Beryllium (mg/L)
ARAMW-4, ARGWC-10, ARGWC-15

Cadmium (mg/L)
ARGWC-10, ARGWC-15, ARGWC-18, ARGWC-7, ARGWC-8, ARGWC-9

Chromium (mg/L)
ARAMW-4, ARGWC-18

Lead (mg/L)
ARAMW-4, ARGWC-7

Mercury (mg/L)
ARAMW-4, ARGWC-17, ARGWC-9

Molybdenum (mg/L)
ARGWC-10, ARGWC-16, ARGWC-17, ARGWC-7, ARGWC-9

Selenium (mg/L)
ARGWC-18, ARGWC-8

Silver (mg/L)
ARAMW-4, ARGWC-10, ARGWC-17, ARGWC-18, ARGWC-7, ARGWC-8, ARGWC-9

Thallium (mg/L)
ARGWC-10, ARGWC-7, ARGWC-8, ARGWC-9

Appendix I Interwell Prediction Limit - All Results (No Significant)

Plant Arkwright Data: Arkwright No 3 Printed 3/7/2024, 10:34 AM

Constituent	Well	Upper Lim	Lower Lim	Date	Observ.	Sig.	Bg N	Bg Mean	Std. Dev.	%NDs	ND Adj.	Transform	Alpha	Method
Arsenic (mg/L)	ARGWC-10	0.00593	n/a	1/25/2024	0.005ND	No	229	n/a	n/a	81.66	n/a	n/a	0.00004917	NP Inter (NDs) 1 of 2
Arsenic (mg/L)	ARGWC-15	0.00593	n/a	1/25/2024	0.005ND	No	229	n/a	n/a	81.66	n/a	n/a	0.00004917	NP Inter (NDs) 1 of 2
Arsenic (mg/L)	ARGWC-16	0.00593	n/a	1/25/2024	0.005ND	No	229	n/a	n/a	81.66	n/a	n/a	0.00004917	NP Inter (NDs) 1 of 2
Arsenic (mg/L)	ARGWC-17	0.00593	n/a	1/25/2024	0.005ND	No	229	n/a	n/a	81.66	n/a	n/a	0.00004917	NP Inter (NDs) 1 of 2
Arsenic (mg/L)	ARGWC-18	0.00593	n/a	1/25/2024	0.005ND	No	229	n/a	n/a	81.66	n/a	n/a	0.00004917	NP Inter (NDs) 1 of 2
Arsenic (mg/L)	ARGWC-7	0.00593	n/a	1/25/2024	0.005ND	No	229	n/a	n/a	81.66	n/a	n/a	0.00004917	NP Inter (NDs) 1 of 2
Arsenic (mg/L)	ARGWC-8	0.00593	n/a	1/25/2024	0.005ND	No	229	n/a	n/a	81.66	n/a	n/a	0.00004917	NP Inter (NDs) 1 of 2
Arsenic (mg/L)	ARGWC-9	0.00593	n/a	1/25/2024	0.005ND	No	229	n/a	n/a	81.66	n/a	n/a	0.00004917	NP Inter (NDs) 1 of 2
Barium (mg/L)	ARGWC-10	0.24	n/a	1/25/2024	0.0373	No	226	n/a	n/a	0	n/a	n/a	0.00004917	NP Inter (normality) 1 of 2
Barium (mg/L)	ARGWC-15	0.24	n/a	1/25/2024	0.0325	No	226	n/a	n/a	0	n/a	n/a	0.00004917	NP Inter (normality) 1 of 2
Barium (mg/L)	ARGWC-16	0.24	n/a	1/25/2024	0.0476	No	226	n/a	n/a	0	n/a	n/a	0.00004917	NP Inter (normality) 1 of 2
Barium (mg/L)	ARGWC-17	0.24	n/a	1/25/2024	0.0519	No	226	n/a	n/a	0	n/a	n/a	0.00004917	NP Inter (normality) 1 of 2
Barium (mg/L)	ARGWC-18	0.24	n/a	1/25/2024	0.0404	No	226	n/a	n/a	0	n/a	n/a	0.00004917	NP Inter (normality) 1 of 2
Barium (mg/L)	ARGWC-7	0.24	n/a	1/25/2024	0.0563	No	226	n/a	n/a	0	n/a	n/a	0.00004917	NP Inter (normality) 1 of 2
Barium (mg/L)	ARGWC-8	0.24	n/a	1/25/2024	0.0641	No	226	n/a	n/a	0	n/a	n/a	0.00004917	NP Inter (normality) 1 of 2
Barium (mg/L)	ARGWC-9	0.24	n/a	1/25/2024	0.0414	No	226	n/a	n/a	0	n/a	n/a	0.00004917	NP Inter (normality) 1 of 2
Cadmium (mg/L)	ARGWC-15	0.0043	n/a	1/25/2024	0.001ND	No	221	n/a	n/a	95.02	n/a	n/a	0.00004917	NP Inter (NDs) 1 of 2
Cadmium (mg/L)	ARGWC-16	0.0043	n/a	1/25/2024	0.001ND	No	221	n/a	n/a	95.02	n/a	n/a	0.00004917	NP Inter (NDs) 1 of 2
Cadmium (mg/L)	ARGWC-17	0.0043	n/a	1/25/2024	0.001ND	No	221	n/a	n/a	95.02	n/a	n/a	0.00004917	NP Inter (NDs) 1 of 2
Lead (mg/L)	ARGWC-10	0.013	n/a	1/25/2024	0.002ND	No	227	n/a	n/a	90.31	n/a	n/a	0.00004917	NP Inter (NDs) 1 of 2
Lead (mg/L)	ARGWC-15	0.013	n/a	1/25/2024	0.002ND	No	227	n/a	n/a	90.31	n/a	n/a	0.00004917	NP Inter (NDs) 1 of 2
Lead (mg/L)	ARGWC-16	0.013	n/a	1/25/2024	0.002ND	No	227	n/a	n/a	90.31	n/a	n/a	0.00004917	NP Inter (NDs) 1 of 2
Lead (mg/L)	ARGWC-17	0.013	n/a	1/25/2024	0.002ND	No	227	n/a	n/a	90.31	n/a	n/a	0.00004917	NP Inter (NDs) 1 of 2
Lead (mg/L)	ARGWC-18	0.013	n/a	1/25/2024	0.002ND	No	227	n/a	n/a	90.31	n/a	n/a	0.00004917	NP Inter (NDs) 1 of 2
Lead (mg/L)	ARGWC-7	0.013	n/a	1/25/2024	0.002ND	No	227	n/a	n/a	90.31	n/a	n/a	0.00004917	NP Inter (NDs) 1 of 2
Lead (mg/L)	ARGWC-8	0.013	n/a	1/25/2024	0.002ND	No	227	n/a	n/a	90.31	n/a	n/a	0.00004917	NP Inter (NDs) 1 of 2
Lead (mg/L)	ARGWC-9	0.013	n/a	1/25/2024	0.002ND	No	227	n/a	n/a	90.31	n/a	n/a	0.00004917	NP Inter (NDs) 1 of 2
Selenium (mg/L)	ARGWC-10	0.034	n/a	1/25/2024	0.005ND	No	229	n/a	n/a	82.53	n/a	n/a	0.00004917	NP Inter (NDs) 1 of 2
Selenium (mg/L)	ARGWC-15	0.034	n/a	1/25/2024	0.005ND	No	229	n/a	n/a	82.53	n/a	n/a	0.00004917	NP Inter (NDs) 1 of 2
Selenium (mg/L)	ARGWC-16	0.034	n/a	1/25/2024	0.00555	No	229	n/a	n/a	82.53	n/a	n/a	0.00004917	NP Inter (NDs) 1 of 2
Selenium (mg/L)	ARGWC-17	0.034	n/a	1/25/2024	0.005ND	No	229	n/a	n/a	82.53	n/a	n/a	0.00004917	NP Inter (NDs) 1 of 2
Selenium (mg/L)	ARGWC-18	0.034	n/a	1/25/2024	0.005ND	No	229	n/a	n/a	82.53	n/a	n/a	0.00004917	NP Inter (NDs) 1 of 2
Selenium (mg/L)	ARGWC-7	0.034	n/a	1/25/2024	0.005ND	No	229	n/a	n/a	82.53	n/a	n/a	0.00004917	NP Inter (NDs) 1 of 2
Selenium (mg/L)	ARGWC-8	0.034	n/a	1/25/2024	0.005ND	No	229	n/a	n/a	82.53	n/a	n/a	0.00004917	NP Inter (NDs) 1 of 2
Selenium (mg/L)	ARGWC-9	0.034	n/a	1/25/2024	0.005ND	No	229	n/a	n/a	82.53	n/a	n/a	0.00004917	NP Inter (NDs) 1 of 2
Silver (mg/L)	ARGWC-10	0.0051	n/a	1/25/2024	0.001ND	No	197	n/a	n/a	94.92	n/a	n/a	0.00005088	NP Inter (NDs) 1 of 2
Silver (mg/L)	ARGWC-15	0.0051	n/a	1/25/2024	0.001ND	No	197	n/a	n/a	94.92	n/a	n/a	0.00005088	NP Inter (NDs) 1 of 2
Silver (mg/L)	ARGWC-16	0.0051	n/a	1/25/2024	0.001ND	No	197	n/a	n/a	94.92	n/a	n/a	0.00005088	NP Inter (NDs) 1 of 2
Silver (mg/L)	ARGWC-17	0.0051	n/a	1/25/2024	0.001ND	No	197	n/a	n/a	94.92	n/a	n/a	0.00005088	NP Inter (NDs) 1 of 2
Silver (mg/L)	ARGWC-18	0.0051	n/a	1/25/2024	0.001ND	No	197	n/a	n/a	94.92	n/a	n/a	0.00005088	NP Inter (NDs) 1 of 2
Silver (mg/L)	ARGWC-7	0.0051	n/a	1/25/2024	0.001ND	No	197	n/a	n/a	94.92	n/a	n/a	0.00005088	NP Inter (NDs) 1 of 2
Silver (mg/L)	ARGWC-9	0.0051	n/a	1/25/2024	0.001ND	No	197	n/a	n/a	94.92	n/a	n/a	0.00005088	NP Inter (NDs) 1 of 2

Appendix III Interwell Prediction Limit - Significant Results

Plant Arkwright Data: Arkwright No 3 Printed 3/6/2024, 10:20 AM

Constituent	Well	Upper Lim	Lower Lim	Date	Observ.	Sig.	Bg N	Bg Mean	Std. Dev.	%NDs	ND Adj.	Transform	Alpha	Method
Boron (mg/L)	**ARGWC-18**	**1.06**	**n/a**	**1/25/2024**	**2.43**	**Yes**	**108**	**n/a**	**n/a**	**44.44**	**n/a**	**n/a**	**0.0001696**	**NP Inter (normality) 1 of 2**
Boron (mg/L)	**ARGWC-8**	**1.06**	**n/a**	**1/25/2024**	**1.07**	**Yes**	**108**	**n/a**	**n/a**	**44.44**	**n/a**	**n/a**	**0.0001696**	**NP Inter (normality) 1 of 2**
pH (SU)	**ARGWC-16**	**7.04**	**5.53**	**1/25/2024**	**5.22**	**Yes**	**117**	**n/a**	**n/a**	**0**	**n/a**	**n/a**	**0.000287**	**NP Inter (normality) 1 of 2**
pH (SU)	**ARGWC-17**	**7.04**	**5.53**	**1/25/2024**	**5.13**	**Yes**	**117**	**n/a**	**n/a**	**0**	**n/a**	**n/a**	**0.000287**	**NP Inter (normality) 1 of 2**

Appendix III Interwell Prediction Limit - All Results

Plant Arkwright Data: Arkwright No 3 Printed 3/6/2024, 10:20 AM

Constituent	Well	Upper Lim	Lower Lim	Date	Observ.	Sig.	Bg N	Bg Mean	Std. Dev.	%NDs	ND Adj.	Transform	Alpha	Method
Boron (mg/L)	ARGWC-10	1.06	n/a	1/25/2024	0.00819J	No	108	n/a	n/a	44.44	n/a	n/a	0.0001696	NP Inter (normality) 1 of 2
Boron (mg/L)	ARGWC-15	1.06	n/a	1/25/2024	0.0125J	No	108	n/a	n/a	44.44	n/a	n/a	0.0001696	NP Inter (normality) 1 of 2
Boron (mg/L)	ARGWC-16	1.06	n/a	1/25/2024	0.37	No	108	n/a	n/a	44.44	n/a	n/a	0.0001696	NP Inter (normality) 1 of 2
Boron (mg/L)	ARGWC-17	1.06	n/a	1/25/2024	0.059	No	108	n/a	n/a	44.44	n/a	n/a	0.0001696	NP Inter (normality) 1 of 2
Boron (mg/L)	**ARGWC-18**	**1.06**	**n/a**	**1/25/2024**	**2.43**	**Yes**	**108**	**n/a**	**n/a**	**44.44**	**n/a**	**n/a**	**0.0001696**	**NP Inter (normality) 1 of 2**
Boron (mg/L)	ARGWC-7	1.06	n/a	1/25/2024	0.076	No	108	n/a	n/a	44.44	n/a	n/a	0.0001696	NP Inter (normality) 1 of 2
Boron (mg/L)	**ARGWC-8**	**1.06**	**n/a**	**1/25/2024**	**1.07**	**Yes**	**108**	**n/a**	**n/a**	**44.44**	**n/a**	**n/a**	**0.0001696**	**NP Inter (normality) 1 of 2**
Boron (mg/L)	ARGWC-9	1.06	n/a	1/25/2024	0.0114J	No	108	n/a	n/a	44.44	n/a	n/a	0.0001696	NP Inter (normality) 1 of 2
Calcium (mg/L)	ARGWC-10	190	n/a	1/25/2024	8.32	No	108	n/a	n/a	0	n/a	n/a	0.0001696	NP Inter (normality) 1 of 2
Calcium (mg/L)	ARGWC-15	190	n/a	1/25/2024	23.3	No	108	n/a	n/a	0	n/a	n/a	0.0001696	NP Inter (normality) 1 of 2
Calcium (mg/L)	ARGWC-16	190	n/a	1/25/2024	71.7	No	108	n/a	n/a	0	n/a	n/a	0.0001696	NP Inter (normality) 1 of 2
Calcium (mg/L)	ARGWC-17	190	n/a	1/25/2024	22.6	No	108	n/a	n/a	0	n/a	n/a	0.0001696	NP Inter (normality) 1 of 2
Calcium (mg/L)	ARGWC-18	190	n/a	1/25/2024	54	No	108	n/a	n/a	0	n/a	n/a	0.0001696	NP Inter (normality) 1 of 2
Calcium (mg/L)	ARGWC-7	190	n/a	1/25/2024	10.3	No	108	n/a	n/a	0	n/a	n/a	0.0001696	NP Inter (normality) 1 of 2
Calcium (mg/L)	ARGWC-8	190	n/a	1/25/2024	46	No	108	n/a	n/a	0	n/a	n/a	0.0001696	NP Inter (normality) 1 of 2
Calcium (mg/L)	ARGWC-9	190	n/a	1/25/2024	4.81	No	108	n/a	n/a	0	n/a	n/a	0.0001696	NP Inter (normality) 1 of 2
Chloride (mg/L)	ARGWC-10	15.1	n/a	1/25/2024	4.36	No	216	n/a	n/a	0.463	n/a	n/a	0.00004917	NP Inter (normality) 1 of 2
Chloride (mg/L)	ARGWC-15	15.1	n/a	1/25/2024	2.83	No	216	n/a	n/a	0.463	n/a	n/a	0.00004917	NP Inter (normality) 1 of 2
Chloride (mg/L)	ARGWC-16	15.1	n/a	1/25/2024	6.48	No	216	n/a	n/a	0.463	n/a	n/a	0.00004917	NP Inter (normality) 1 of 2
Chloride (mg/L)	ARGWC-17	15.1	n/a	1/25/2024	2.88	No	216	n/a	n/a	0.463	n/a	n/a	0.00004917	NP Inter (normality) 1 of 2
Chloride (mg/L)	ARGWC-18	15.1	n/a	1/25/2024	7.26	No	216	n/a	n/a	0.463	n/a	n/a	0.00004917	NP Inter (normality) 1 of 2
Chloride (mg/L)	ARGWC-7	15.1	n/a	1/25/2024	4.76	No	216	n/a	n/a	0.463	n/a	n/a	0.00004917	NP Inter (normality) 1 of 2
Chloride (mg/L)	ARGWC-8	15.1	n/a	1/25/2024	5.9	No	216	n/a	n/a	0.463	n/a	n/a	0.00004917	NP Inter (normality) 1 of 2
Chloride (mg/L)	ARGWC-9	15.1	n/a	1/25/2024	5.15	No	216	n/a	n/a	0.463	n/a	n/a	0.00004917	NP Inter (normality) 1 of 2
Fluoride (mg/L)	ARGWC-10	0.53	n/a	1/25/2024	0.252	No	118	n/a	n/a	28.81	n/a	n/a	0.0001406	NP Inter (normality) 1 of 2
Fluoride (mg/L)	ARGWC-15	0.53	n/a	1/25/2024	0.225	No	118	n/a	n/a	28.81	n/a	n/a	0.0001406	NP Inter (normality) 1 of 2
Fluoride (mg/L)	ARGWC-16	0.53	n/a	1/25/2024	0.153	No	118	n/a	n/a	28.81	n/a	n/a	0.0001406	NP Inter (normality) 1 of 2
Fluoride (mg/L)	ARGWC-17	0.53	n/a	1/25/2024	0.1ND	No	118	n/a	n/a	28.81	n/a	n/a	0.0001406	NP Inter (normality) 1 of 2
Fluoride (mg/L)	ARGWC-18	0.53	n/a	1/25/2024	0.296	No	118	n/a	n/a	28.81	n/a	n/a	0.0001406	NP Inter (normality) 1 of 2
Fluoride (mg/L)	ARGWC-7	0.53	n/a	1/25/2024	0.193	No	118	n/a	n/a	28.81	n/a	n/a	0.0001406	NP Inter (normality) 1 of 2
Fluoride (mg/L)	ARGWC-8	0.53	n/a	1/25/2024	0.295	No	118	n/a	n/a	28.81	n/a	n/a	0.0001406	NP Inter (normality) 1 of 2
Fluoride (mg/L)	ARGWC-9	0.53	n/a	1/25/2024	0.222	No	118	n/a	n/a	28.81	n/a	n/a	0.0001406	NP Inter (normality) 1 of 2
pH (SU)	ARGWC-10	7.04	5.53	1/25/2024	5.9	No	117	n/a	n/a	0	n/a	n/a	0.000287	NP Inter (normality) 1 of 2
pH (SU)	ARGWC-15	7.04	5.53	1/25/2024	6.24	No	117	n/a	n/a	0	n/a	n/a	0.000287	NP Inter (normality) 1 of 2
pH (SU)	**ARGWC-16**	**7.04**	**5.53**	**1/25/2024**	**5.22**	**Yes**	**117**	**n/a**	**n/a**	**0**	**n/a**	**n/a**	**0.000287**	**NP Inter (normality) 1 of 2**
pH (SU)	**ARGWC-17**	**7.04**	**5.53**	**1/25/2024**	**5.13**	**Yes**	**117**	**n/a**	**n/a**	**0**	**n/a**	**n/a**	**0.000287**	**NP Inter (normality) 1 of 2**
pH (SU)	ARGWC-18	7.04	5.53	1/25/2024	6.08	No	117	n/a	n/a	0	n/a	n/a	0.000287	NP Inter (normality) 1 of 2
pH (SU)	ARGWC-7	7.04	5.53	1/25/2024	5.74	No	117	n/a	n/a	0	n/a	n/a	0.000287	NP Inter (normality) 1 of 2
pH (SU)	ARGWC-8	7.04	5.53	1/25/2024	6.51	No	117	n/a	n/a	0	n/a	n/a	0.000287	NP Inter (normality) 1 of 2
pH (SU)	ARGWC-9	7.04	5.53	1/25/2024	5.96	No	117	n/a	n/a	0	n/a	n/a	0.000287	NP Inter (normality) 1 of 2
Sulfate (mg/L)	ARGWC-10	950	n/a	1/25/2024	0.519	No	224	n/a	n/a	16.07	n/a	n/a	0.00004917	NP Inter (normality) 1 of 2
Sulfate (mg/L)	ARGWC-15	950	n/a	1/25/2024	4.79	No	224	n/a	n/a	16.07	n/a	n/a	0.00004917	NP Inter (normality) 1 of 2
Sulfate (mg/L)	ARGWC-16	950	n/a	1/25/2024	372	No	224	n/a	n/a	16.07	n/a	n/a	0.00004917	NP Inter (normality) 1 of 2
Sulfate (mg/L)	ARGWC-17	950	n/a	1/25/2024	142	No	224	n/a	n/a	16.07	n/a	n/a	0.00004917	NP Inter (normality) 1 of 2
Sulfate (mg/L)	ARGWC-18	950	n/a	1/25/2024	208	No	224	n/a	n/a	16.07	n/a	n/a	0.00004917	NP Inter (normality) 1 of 2
Sulfate (mg/L)	ARGWC-7	950	n/a	1/25/2024	35.2	No	224	n/a	n/a	16.07	n/a	n/a	0.00004917	NP Inter (normality) 1 of 2
Sulfate (mg/L)	ARGWC-8	950	n/a	1/25/2024	52.7	No	224	n/a	n/a	16.07	n/a	n/a	0.00004917	NP Inter (normality) 1 of 2
Sulfate (mg/L)	ARGWC-9	950	n/a	1/25/2024	1.49	No	224	n/a	n/a	16.07	n/a	n/a	0.00004917	NP Inter (normality) 1 of 2
Total Dissolved Solids (mg/L)	ARGWC-10	1500	n/a	1/25/2024	88	No	103	n/a	n/a	0	n/a	n/a	0.0001841	NP Inter (normality) 1 of 2
Total Dissolved Solids (mg/L)	ARGWC-15	1500	n/a	1/25/2024	129	No	103	n/a	n/a	0	n/a	n/a	0.0001841	NP Inter (normality) 1 of 2
Total Dissolved Solids (mg/L)	ARGWC-16	1500	n/a	1/25/2024	547	No	103	n/a	n/a	0	n/a	n/a	0.0001841	NP Inter (normality) 1 of 2
Total Dissolved Solids (mg/L)	ARGWC-17	1500	n/a	1/25/2024	219	No	103	n/a	n/a	0	n/a	n/a	0.0001841	NP Inter (normality) 1 of 2
Total Dissolved Solids (mg/L)	ARGWC-18	1500	n/a	1/25/2024	446	No	103	n/a	n/a	0	n/a	n/a	0.0001841	NP Inter (normality) 1 of 2
Total Dissolved Solids (mg/L)	ARGWC-7	1500	n/a	1/25/2024	97	No	103	n/a	n/a	0	n/a	n/a	0.0001841	NP Inter (normality) 1 of 2
Total Dissolved Solids (mg/L)	ARGWC-8	1500	n/a	1/25/2024	240	No	103	n/a	n/a	0	n/a	n/a	0.0001841	NP Inter (normality) 1 of 2
Total Dissolved Solids (mg/L)	ARGWC-9	1500	n/a	1/25/2024	53	No	103	n/a	n/a	0	n/a	n/a	0.0001841	NP Inter (normality) 1 of 2

Appendix III Trend Tests - Significant Results

Plant Arkwright Data: Arkwright No 3 Printed 3/6/2024, 10:22 AM

Constituent	Well	Slope	Calc.	Critical	Sig.	N	%NDs	Normality	Xform	Alpha	Method
Boron (mg/L)	**ARGWA-13 (bg)**	**0.08178**	**109**	**81**	**Yes**	**20**	**0**	**n/a**	**n/a**	**0.01**	**NP**
Boron (mg/L)	**ARGWC-8**	**-0.0416**	**-94**	**-81**	**Yes**	**20**	**0**	**n/a**	**n/a**	**0.01**	**NP**
pH (SU)	**ARGWC-17**	**-0.05268**	**-112**	**-92**	**Yes**	**22**	**0**	**n/a**	**n/a**	**0.01**	**NP**
Sulfate (mg/L)	**ARGWA-13 (bg)**	**47.25**	**308**	**184**	**Yes**	**35**	**0**	**n/a**	**n/a**	**0.01**	**NP**
Sulfate (mg/L)	**ARGWA-14 (bg)**	**-13.93**	**-366**	**-167**	**Yes**	**33**	**0**	**n/a**	**n/a**	**0.01**	**NP**
Sulfate (mg/L)	**ARGWC-16**	**14.24**	**373**	**184**	**Yes**	**35**	**0**	**n/a**	**n/a**	**0.01**	**NP**
Sulfate (mg/L)	**ARGWC-7**	**-6.123**	**-7.774**	**-2.58**	**Yes**	**42**	**0**	**n/a**	**n/a**	**0.01**	**NP**
Sulfate (mg/L)	**ARGWC-8**	**-4.171**	**-533**	**-184**	**Yes**	**35**	**0**	**n/a**	**n/a**	**0.01**	**NP**
Sulfate (mg/L)	**ARGWC-9**	**0.07507**	**306**	**176**	**Yes**	**34**	**5.882**	**n/a**	**n/a**	**0.01**	**NP**

Appendix III Trend Tests - All Results

Plant Arkwright Data: Arkwright No 3 Printed 3/6/2024, 10:22 AM

Constituent	Well	Slope	Calc.	Critical	Sig.	N	%NDs	Normality	Xform	Alpha	Method
Boron (mg/L)	ARGWA-12 (bg)	0	-11	-81	No	20	45	n/a	n/a	0.01	NP
Boron (mg/L)	**ARGWA-13 (bg)**	**0.08178**	**109**	**81**	**Yes**	**20**	**0**	**n/a**	**n/a**	**0.01**	**NP**
Boron (mg/L)	ARGWA-14 (bg)	0.000661	14	81	No	20	20	n/a	n/a	0.01	NP
Boron (mg/L)	ARGWA-24 (bg)	-0.02399	-20	-21	No	8	50	n/a	n/a	0.01	NP
Boron (mg/L)	ARGWA-3 (bg)	0	-36	-81	No	20	80	n/a	n/a	0.01	NP
Boron (mg/L)	ARGWA-5 (bg)	0	-49	-81	No	20	75	n/a	n/a	0.01	NP
Boron (mg/L)	ARGWC-18	0.02979	47	81	No	20	0	n/a	n/a	0.01	NP
Boron (mg/L)	**ARGWC-8**	**-0.0416**	**-94**	**-81**	**Yes**	**20**	**0**	**n/a**	**n/a**	**0.01**	**NP**
pH (SU)	ARGWA-12 (bg)	-0.01022	-40	-87	No	21	0	n/a	n/a	0.01	NP
pH (SU)	ARGWA-13 (bg)	0.005673	18	87	No	21	0	n/a	n/a	0.01	NP
pH (SU)	ARGWA-14 (bg)	-0.02262	-19	-87	No	21	0	n/a	n/a	0.01	NP
pH (SU)	ARGWA-24 (bg)	-0.04688	-11	-21	No	8	0	n/a	n/a	0.01	NP
pH (SU)	ARGWA-3 (bg)	0.00714	27	98	No	23	0	n/a	n/a	0.01	NP
pH (SU)	ARGWA-5 (bg)	-0.01011	-25	-98	No	23	0	n/a	n/a	0.01	NP
pH (SU)	ARGWC-16	-0.0146	-65	-98	No	23	0	n/a	n/a	0.01	NP
pH (SU)	**ARGWC-17**	**-0.05268**	**-112**	**-92**	**Yes**	**22**	**0**	**n/a**	**n/a**	**0.01**	**NP**
Sulfate (mg/L)	ARGWA-12 (bg)	-0.1072	-73	-184	No	35	0	n/a	n/a	0.01	NP
Sulfate (mg/L)	**ARGWA-13 (bg)**	**47.25**	**308**	**184**	**Yes**	**35**	**0**	**n/a**	**n/a**	**0.01**	**NP**
Sulfate (mg/L)	**ARGWA-14 (bg)**	**-13.93**	**-366**	**-167**	**Yes**	**33**	**0**	**n/a**	**n/a**	**0.01**	**NP**
Sulfate (mg/L)	ARGWA-24 (bg)	-0.6599	-19	-21	No	8	0	n/a	n/a	0.01	NP
Sulfate (mg/L)	ARGWA-3 (bg)	0	-0.8129	-2.58	No	56	32.14	n/a	n/a	0.01	NP
Sulfate (mg/L)	ARGWA-5 (bg)	0	-0.5111	-2.58	No	57	31.58	n/a	n/a	0.01	NP
Sulfate (mg/L)	ARGWC-10	0.002898	143	184	No	35	42.86	n/a	n/a	0.01	NP
Sulfate (mg/L)	ARGWC-15	0.09951	76	184	No	35	0	n/a	n/a	0.01	NP
Sulfate (mg/L)	**ARGWC-16**	**14.24**	**373**	**184**	**Yes**	**35**	**0**	**n/a**	**n/a**	**0.01**	**NP**
Sulfate (mg/L)	ARGWC-17	-1.807	-65	-167	No	33	0	n/a	n/a	0.01	NP
Sulfate (mg/L)	ARGWC-18	0.6797	125	184	No	35	0	n/a	n/a	0.01	NP
Sulfate (mg/L)	**ARGWC-7**	**-6.123**	**-7.774**	**-2.58**	**Yes**	**42**	**0**	**n/a**	**n/a**	**0.01**	**NP**
Sulfate (mg/L)	**ARGWC-8**	**-4.171**	**-533**	**-184**	**Yes**	**35**	**0**	**n/a**	**n/a**	**0.01**	**NP**
Sulfate (mg/L)	**ARGWC-9**	**0.07507**	**306**	**176**	**Yes**	**34**	**5.882**	**n/a**	**n/a**	**0.01**	**NP**

Upper Tolerance Limits Summary Table

Plant Arkwright Data: Arkwright No 3 Printed 3/7/2024, 4:23 PM

Constituent	Upper Lim.	Bg N	Bg Mean	Std. Dev.	%NDs	ND Adj.	Transform	Alpha	Method
Antimony (mg/L)	0.003	98	n/a	n/a	96.94	n/a	n/a	0.00656	NP Inter(NDs)
Arsenic (mg/L)	0.00593	229	n/a	n/a	81.66	n/a	n/a	NaN	NP Inter(NDs)
Barium (mg/L)	0.24	226	n/a	n/a	0	n/a	n/a	NaN	NP Inter(normality)
Beryllium (mg/L)	0.0005	108	n/a	n/a	97.22	n/a	n/a	0.003928	NP Inter(NDs)
Cadmium (mg/L)	0.0043	221	n/a	n/a	95.02	n/a	n/a	NaN	NP Inter(NDs)
Chromium (mg/L)	0.0139	108	n/a	n/a	67.59	n/a	n/a	0.003928	NP Inter(NDs)
Cobalt (mg/L)	0.0058	113	n/a	n/a	81.42	n/a	n/a	0.003039	NP Inter(NDs)
Combined Radium 226 + 228 (pCi/L)	4.25	108	n/a	n/a	0	n/a	n/a	0.003928	NP Inter(normality)
Fluoride (mg/L)	0.53	118	n/a	n/a	28.81	n/a	n/a	0.002352	NP Inter(normality)
Lead (mg/L)	0.013	227	n/a	n/a	90.31	n/a	n/a	NaN	NP Inter(NDs)
Lithium (mg/L)	0.01	112	n/a	n/a	48.21	n/a	n/a	0.003199	NP Inter(normality)
Mercury (mg/L)	0.0002	93	n/a	n/a	96.77	n/a	n/a	0.008478	NP Inter(NDs)
Molybdenum (mg/L)	0.004	113	n/a	n/a	84.07	n/a	n/a	0.003039	NP Inter(NDs)
Selenium (mg/L)	0.034	229	n/a	n/a	82.53	n/a	n/a	NaN	NP Inter(NDs)
Silver (mg/L)	0.0051	197	n/a	n/a	94.92	n/a	n/a	NaN	NP Inter(NDs)
Thallium (mg/L)	0.002	108	n/a	n/a	93.52	n/a	n/a	0.003928	NP Inter(NDs)

PLANT ARKWRIGHT LF #3 GWPS				
Constituent Name	**MCL**	**CCR-Rule Specified Level**	**Background Limit**	**GWPS**
Antimony, Total (mg/L)	0.006		0.003	0.006
Arsenic, Total (mg/L)	0.01		0.0059	0.01
Barium, Total (mg/L)	2		0.24	2
Beryllium, Total (mg/L)	0.004		0.0005	0.004
Cadmium, Total (mg/L)	0.005		0.0043	0.005
Chromium, Total (mg/L)	0.1		0.014	0.1
Cobalt, Total (mg/L)	n/a	0.006	0.0058	0.006
Combined Radium, Total (pCi/L)	5		4.25	5
Fluoride, Total (mg/L)	4		0.53	4
Lead, Total (mg/L)	n/a	0.015	0.013	0.015
Lithium, Total (mg/L)	n/a	0.04	0.01	0.04
Mercury, Total (mg/L)	0.002		0.0002	0.002
Molybdenum, Total (mg/L)	n/a	0.1	0.004	0.1
Selenium, Total (mg/L)	0.05		0.034	0.05
Silver, Total (mg/L)	n/a		0.0051	0.0051
Thallium, Total (mg/L)	0.002		0.002	0.002

**MCL = Maximum Contaminant Level*

**GWPS = Groundwater Protection Standard*

**CCR = Coal Combustion Residuals*

Confidence Interval Summary Table - Significant Results

Plant Arkwright Data: Arkwright No 3 Printed 3/6/2024, 10:28 AM

Constituent	Well	Upper Lim.	Lower Lim.	Compliance	Sig.	N	Mean	Std. Dev.	%NDs	ND Adj.	Transform	Alpha	Method
Cobalt (mg/L)	**ARGWC-17**	**0.03361**	**0.02101**	**0.006**	**Yes**	**21**	**0.0281**	**0.01286**	**0**	**None**	**sqrt(x)**	**0.01**	**Param.**

Confidence Interval Summary Table - All Results

Plant Arkwright Data: Arkwright No 3 Printed 3/6/2024, 10:28 AM

Constituent	Well	Upper Lim.	Lower Lim.	Compliance	Sig.	N	Mean	Std. Dev.	%NDs	ND Adj.	Transform	Alpha	Method
Antimony (mg/L)	ARGWC-10	0.003	0.00094	0.006	No	18	0.002886	0.0004855	94.44	None	No	0.01	NP (NDs)
Antimony (mg/L)	ARGWC-7	0.003	0.0013	0.006	No	18	0.002906	0.0004007	94.44	None	No	0.01	NP (NDs)
Antimony (mg/L)	ARGWC-9	0.003	0.00048	0.006	No	18	0.00286	0.000594	94.44	None	No	0.01	NP (NDs)
Arsenic (mg/L)	ARAMW-4	0.005	0.00034	0.01	No	9	0.002987	0.002162	44.44	None	No	0.002	NP (normality)
Arsenic (mg/L)	ARGWC-10	0.005	0.0019	0.01	No	22	0.004473	0.001378	86.36	None	No	0.01	NP (NDs)
Arsenic (mg/L)	ARGWC-15	0.005	0.0024	0.01	No	22	0.004472	0.001403	86.36	None	No	0.01	NP (NDs)
Arsenic (mg/L)	ARGWC-16	0.005	0.00431	0.01	No	22	0.004175	0.001717	77.27	None	No	0.01	NP (NDs)
Arsenic (mg/L)	ARGWC-17	0.005	0.0015	0.01	No	22	0.00384	0.00195	72.73	None	No	0.01	NP (NDs)
Arsenic (mg/L)	ARGWC-18	0.005	0.0016	0.01	No	22	0.004227	0.001693	81.82	None	No	0.01	NP (NDs)
Arsenic (mg/L)	ARGWC-7	0.005	0.0048	0.01	No	22	0.00464	0.001139	86.36	None	No	0.01	NP (NDs)
Arsenic (mg/L)	ARGWC-8	0.005	0.00337	0.01	No	22	0.004158	0.001676	77.27	None	No	0.01	NP (NDs)
Arsenic (mg/L)	ARGWC-9	0.005	0.00457	0.01	No	22	0.004599	0.001235	86.36	None	No	0.01	NP (NDs)
Barium (mg/L)	ARAMW-4	0.053	0.0343	2	No	9	0.0407	0.007268	0	None	No	0.002	NP (normality)
Barium (mg/L)	ARGWC-10	0.03389	0.03108	2	No	22	0.03249	0.002622	0	None	No	0.01	Param.
Barium (mg/L)	ARGWC-15	0.033	0.0287	2	No	22	0.03384	0.009905	0	None	No	0.01	NP (normality)
Barium (mg/L)	ARGWC-16	0.05214	0.04408	2	No	22	0.04811	0.007508	0	None	No	0.01	Param.
Barium (mg/L)	ARGWC-17	0.05726	0.04598	2	No	22	0.05198	0.01119	0	None	sqrt(x)	0.01	Param.
Barium (mg/L)	ARGWC-18	0.0402	0.0363	2	No	22	0.03825	0.003633	0	None	No	0.01	Param.
Barium (mg/L)	ARGWC-7	0.04557	0.03746	2	No	22	0.04151	0.007549	0	None	No	0.01	Param.
Barium (mg/L)	ARGWC-8	0.05306	0.04559	2	No	22	0.04933	0.006962	0	None	No	0.01	Param.
Barium (mg/L)	ARGWC-9	0.04646	0.04165	2	No	22	0.04405	0.004473	0	None	No	0.01	Param.
Beryllium (mg/L)	ARGWC-16	0.0005	0.00027	0.004	No	20	0.0004885	0.00005143	95	None	No	0.01	NP (NDs)
Beryllium (mg/L)	ARGWC-17	0.0025	0.00037	0.004	No	20	0.001135	0.001034	35	None	No	0.01	NP (normality)
Beryllium (mg/L)	ARGWC-18	0.0005	0.00034	0.004	No	20	0.000492	0.00003578	95	None	No	0.01	NP (NDs)
Beryllium (mg/L)	ARGWC-7	0.0005	0.00041	0.004	No	20	0.0004755	0.00009064	90	None	No	0.01	NP (NDs)
Beryllium (mg/L)	ARGWC-8	0.0005	0.00047	0.004	No	20	0.0004985	0.000006708	95	None	No	0.01	NP (NDs)
Beryllium (mg/L)	ARGWC-9	0.0005	0.00037	0.004	No	20	0.0004935	0.00002907	95	None	No	0.01	NP (NDs)
Cadmium (mg/L)	ARAMW-4	0.001	0.00023	0.005	No	8	0.0009038	0.0002722	87.5	None	No	0.004	NP (NDs)
Cadmium (mg/L)	ARGWC-16	0.001	0.0001	0.005	No	21	0.0009571	0.0001964	95.24	None	No	0.01	NP (NDs)
Cadmium (mg/L)	ARGWC-17	0.001	0.000445	0.005	No	21	0.0008169	0.0003416	76.19	None	No	0.01	NP (NDs)
Chromium (mg/L)	ARGWC-10	0.005371	0.004583	0.1	No	20	0.004992	0.0007237	0	None	sqrt(x)	0.01	Param.
Chromium (mg/L)	ARGWC-15	0.01	0.0087	0.1	No	20	0.009155	0.002402	85	None	No	0.01	NP (NDs)
Chromium (mg/L)	ARGWC-16	0.0027	0.0017	0.1	No	20	0.00352	0.003342	20	None	No	0.01	NP (normality)
Chromium (mg/L)	ARGWC-17	0.01	0.0021	0.1	No	20	0.00875	0.003056	85	None	No	0.01	NP (NDs)
Chromium (mg/L)	ARGWC-7	0.003722	0.003155	0.1	No	20	0.003439	0.0004989	0	None	No	0.01	Param.
Chromium (mg/L)	ARGWC-8	0.01	0.0017	0.1	No	20	0.00916	0.002586	90	None	No	0.01	NP (NDs)
Chromium (mg/L)	ARGWC-9	0.009576	0.007808	0.1	No	20	0.008692	0.001557	0	None	No	0.01	Param.
Cobalt (mg/L)	ARAMW-4	0.005306	0.003534	0.006	No	11	0.00442	0.001064	0	None	No	0.01	Param.
Cobalt (mg/L)	ARGWC-10	0.001	0.00019	0.006	No	21	0.00084	0.0003381	80.95	None	No	0.01	NP (NDs)
Cobalt (mg/L)	ARGWC-15	0.001453	0.0002994	0.006	No	21	0.003061	0.006642	42.86	Kaplan-Meier	ln(x)	0.01	Param.
Cobalt (mg/L)	ARGWC-16	0.001	0.00026	0.006	No	21	0.0008833	0.0002936	85.71	Kaplan-Meier	No	0.01	NP (NDs)
Cobalt (mg/L)	**ARGWC-17**	**0.03361**	**0.02101**	**0.006**	**Yes**	**21**	**0.0281**	**0.01286**	**0**	**None**	**sqrt(x)**	**0.01**	**Param.**
Cobalt (mg/L)	ARGWC-18	0.001452	0.001144	0.006	No	21	0.001298	0.0002794	0	None	No	0.01	Param.
Cobalt (mg/L)	ARGWC-7	0.001	0.00034	0.006	No	21	0.000925	0.0002401	90.48	None	No	0.01	NP (NDs)
Cobalt (mg/L)	ARGWC-8	0.001	0.00021	0.006	No	21	0.0007062	0.0003878	61.9	None	No	0.01	NP (NDs)
Cobalt (mg/L)	ARGWC-9	0.001	0.00021	0.006	No	21	0.0008805	0.0003003	85.71	None	No	0.01	NP (NDs)
Combined Radium 226 + 228 (pCi/L)	ARAMW-4	1.501	0.4376	5	No	9	0.9658	0.6528	0	None	sqrt(x)	0.01	Param.
Combined Radium 226 + 228 (pCi/L)	ARGWC-10	0.414	0.0831	5	No	20	0.4107	0.6778	0	None	No	0.01	NP (normality)
Combined Radium 226 + 228 (pCi/L)	ARGWC-15	1	0.4139	5	No	20	0.8859	0.8064	0	None	ln(x)	0.01	Param.
Combined Radium 226 + 228 (pCi/L)	ARGWC-16	0.6842	0.2122	5	No	20	0.4482	0.4156	0	None	No	0.01	Param.
Combined Radium 226 + 228 (pCi/L)	ARGWC-17	0.82	0.2408	5	No	20	0.5304	0.51	0	None	No	0.01	Param.
Combined Radium 226 + 228 (pCi/L)	ARGWC-18	0.669	0.331	5	No	20	0.6665	0.6829	0	None	No	0.01	NP (normality)
Combined Radium 226 + 228 (pCi/L)	ARGWC-7	0.552	0.281	5	No	20	0.4959	0.4197	0	None	No	0.01	NP (normality)
Combined Radium 226 + 228 (pCi/L)	ARGWC-8	0.616	0.218	5	No	20	0.4455	0.4227	0	None	No	0.01	NP (normality)
Combined Radium 226 + 228 (pCi/L)	ARGWC-9	0.4865	0.1787	5	No	20	0.3326	0.271	0	None	No	0.01	Param.
Fluoride (mg/L)	ARAMW-4	0.09414	0.02941	4	No	10	0.0668	0.06161	10	None	ln(x)	0.01	Param.
Fluoride (mg/L)	ARGWC-10	0.08845	0.0496	4	No	22	0.08941	0.04569	40.91	Kaplan-Meier	x^(1/3)	0.01	Param.
Fluoride (mg/L)	ARGWC-15	0.1574	0.08857	4	No	22	0.1467	0.06895	18.18	Kaplan-Meier	No	0.01	Param.
Fluoride (mg/L)	ARGWC-16	0.1	0.038	4	No	22	0.07602	0.03543	50	None	No	0.01	NP (normality)
Fluoride (mg/L)	ARGWC-17	0.1	0.055	4	No	22	0.08295	0.03072	59.09	None	No	0.01	NP (NDs)
Fluoride (mg/L)	ARGWC-18	0.1317	0.08054	4	No	21	0.1095	0.05397	4.762	None	sqrt(x)	0.01	Param.
Fluoride (mg/L)	ARGWC-7	0.1	0.062	4	No	22	0.08514	0.03865	63.64	None	No	0.01	NP (NDs)
Fluoride (mg/L)	ARGWC-8	0.1738	0.118	4	No	21	0.1459	0.05059	0	None	No	0.01	Param.
Fluoride (mg/L)	ARGWC-9	0.1017	0.04653	4	No	22	0.09482	0.05329	40.91	Kaplan-Meier	sqrt(x)	0.01	Param.
Lead (mg/L)	ARGWC-10	0.031	0.00013	0.015	No	22	0.003233	0.006215	90.91	None	No	0.01	NP (NDs)
Lead (mg/L)	ARGWC-15	0.002	0.0016	0.015	No	22	0.001997	0.0009132	77.27	None	No	0.01	NP (NDs)
Lead (mg/L)	ARGWC-16	0.002	0.00021	0.015	No	22	0.001919	0.0003816	95.45	None	No	0.01	NP (NDs)
Lead (mg/L)	ARGWC-17	0.002	0.00022	0.015	No	22	0.001919	0.0003795	95.45	None	No	0.01	NP (NDs)

Confidence Interval Summary Table - All Results

Plant Arkwright Data: Arkwright No 3 Printed 3/6/2024, 10:28 AM

Constituent	Well	Upper Lim.	Lower Lim.	Compliance	Sig.	N	Mean	Std. Dev.	%NDs	ND Adj.	Transform	Alpha	Method
Lead (mg/L)	ARGWC-18	0.002	0.00031	0.015	No	22	0.001681	0.0006922	81.82	None	No	0.01	NP (NDs)
Lead (mg/L)	ARGWC-8	0.002	0.00024	0.015	No	22	0.001838	0.0005253	90.91	None	No	0.01	NP (NDs)
Lead (mg/L)	ARGWC-9	0.002	0.00016	0.015	No	22	0.001916	0.0003923	95.45	None	No	0.01	NP (NDs)
Lithium (mg/L)	ARAMW-4	0.0137	0.01222	0.04	No	10	0.01296	0.0008249	0	None	No	0.01	Param.
Lithium (mg/L)	ARGWC-10	0.01	0.0055	0.04	No	21	0.008538	0.003196	80.95	None	No	0.01	NP (NDs)
Lithium (mg/L)	ARGWC-15	0.01	0.004	0.04	No	21	0.00809	0.003133	71.43	None	No	0.01	NP (NDs)
Lithium (mg/L)	ARGWC-16	0.01	0.0076	0.04	No	21	0.008776	0.002797	80.95	None	No	0.01	NP (NDs)
Lithium (mg/L)	ARGWC-17	0.01	0.0071	0.04	No	21	0.008676	0.00299	80.95	None	No	0.01	NP (NDs)
Lithium (mg/L)	ARGWC-18	0.0048	0.0037	0.04	No	21	0.00455	0.002108	9.524	None	No	0.01	NP (normality)
Lithium (mg/L)	ARGWC-7	0.01	0.0033	0.04	No	21	0.007175	0.003259	52.38	None	No	0.01	NP (NDs)
Lithium (mg/L)	ARGWC-8	0.004091	0.003119	0.04	No	21	0.004195	0.00109	28.57	Kaplan-Meier	sqrt(x)	0.01	Param.
Lithium (mg/L)	ARGWC-9	0.01	0.0061	0.04	No	21	0.009814	0.000851	95.24	Kaplan-Meier	No	0.01	NP (NDs)
Mercury (mg/L)	ARGWC-10	0.0002	0.000077	0.002	No	17	0.0001928	0.00002983	94.12	None	No	0.01	NP (NDs)
Mercury (mg/L)	ARGWC-15	0.0002	0.000071	0.002	No	17	0.0001924	0.00003129	94.12	None	No	0.01	NP (NDs)
Mercury (mg/L)	ARGWC-16	0.0002	0.000094	0.002	No	17	0.0001612	0.00005477	64.71	None	No	0.01	NP (NDs)
Mercury (mg/L)	ARGWC-18	0.0002	0.000074	0.002	No	17	0.0001926	0.00003056	94.12	None	No	0.01	NP (NDs)
Mercury (mg/L)	ARGWC-7	0.0002	0.00007	0.002	No	17	0.0001924	0.00003153	94.12	None	No	0.01	NP (NDs)
Mercury (mg/L)	ARGWC-8	0.0002	0.000081	0.002	No	17	0.000193	0.00002886	94.12	None	No	0.01	NP (NDs)
Molybdenum (mg/L)	ARAMW-4	0.001	0.000288	0.1	No	10	0.000741	0.0003218	50	None	No	0.011	NP (normality)
Molybdenum (mg/L)	ARGWC-15	0.015	0.00097	0.1	No	21	0.005247	0.006331	28.57	None	No	0.01	NP (normality)
Molybdenum (mg/L)	ARGWC-18	0.001	0.000288	0.1	No	21	0.0009661	0.0001554	95.24	None	No	0.01	NP (NDs)
Molybdenum (mg/L)	ARGWC-8	0.04352	0.03888	0.1	No	21	0.0412	0.004204	0	None	No	0.01	Param.
Selenium (mg/L)	ARAMW-4	0.005	0.0011	0.05	No	9	0.004318	0.001416	77.78	None	No	0.002	NP (NDs)
Selenium (mg/L)	ARGWC-10	0.005	0.0017	0.05	No	22	0.00485	0.0007036	95.45	None	No	0.01	NP (NDs)
Selenium (mg/L)	ARGWC-15	0.005	0.0005	0.05	No	22	0.004379	0.001599	86.36	None	No	0.01	NP (NDs)
Selenium (mg/L)	ARGWC-16	0.002899	0.001507	0.05	No	22	0.002203	0.001296	4.545	None	No	0.01	Param.
Selenium (mg/L)	ARGWC-17	0.005	0.00231	0.05	No	22	0.004685	0.001047	90.91	None	No	0.01	NP (NDs)
Selenium (mg/L)	ARGWC-7	0.005	0.0028	0.05	No	22	0.004686	0.001088	90.91	None	No	0.01	NP (NDs)
Selenium (mg/L)	ARGWC-9	0.005	0.00029	0.05	No	22	0.00457	0.001393	90.91	None	No	0.01	NP (NDs)
Silver (mg/L)	ARGWC-15	0.001	0.00037	0.0051	No	17	0.0009147	0.0002431	88.24	None	No	0.01	NP (NDs)
Silver (mg/L)	ARGWC-16	0.001	0.00026	0.0051	No	17	0.0009565	0.0001795	94.12	None	No	0.01	NP (NDs)
Thallium (mg/L)	ARAMW-4	0.002	0.00022	0.002	No	9	0.001802	0.0005933	88.89	None	No	0.002	NP (NDs)
Thallium (mg/L)	ARGWC-15	0.002	0.000095	0.002	No	20	0.001905	0.000426	95	None	No	0.01	NP (NDs)
Thallium (mg/L)	ARGWC-16	0.002	0.00027	0.002	No	20	0.001739	0.0006387	85	None	No	0.01	NP (NDs)
Thallium (mg/L)	ARGWC-17	0.002	0.00063	0.002	No	20	0.001932	0.0003063	95	None	No	0.01	NP (NDs)
Thallium (mg/L)	ARGWC-18	0.002	0.00028	0.002	No	20	0.001914	0.0003846	95	None	No	0.01	NP (NDs)

Appendix IV Trend Tests - Significant Results

Plant Arkwright Client: Southern Company Data: Arkwright No 3 Printed 3/5/2024, 2:25 PM

Constituent	Well	Slope	Calc.	Critical	Sig.	N	%NDs	Normality	Xform	Alpha	Method
Cobalt (mg/L)	**ARGWC-17**	**0.002419**	**86**	**66**	**Yes**	**21**	**0**	**n/a**	**n/a**	**0.05**	**NP**

Appendix IV Trend Tests - All Results

Plant Arkwright Client: Southern Company Data: Arkwright No 3 Printed 3/5/2024, 2:25 PM

Constituent	Well	Slope	Calc.	Critical	Sig.	N	%NDs	Normality	Xform	Alpha	Method
Cobalt (mg/L)	ARGWA-12 (bg)	-0.00003637	-58	-66	No	21	52.38	n/a	n/a	0.05	NP
Cobalt (mg/L)	ARGWA-13 (bg)	0	5	66	No	21	90.48	n/a	n/a	0.05	NP
Cobalt (mg/L)	ARGWA-14 (bg)	0	4	66	No	21	95.24	n/a	n/a	0.05	NP
Cobalt (mg/L)	ARGWA-24 (bg)	0	2	17	No	8	62.5	n/a	n/a	0.05	NP
Cobalt (mg/L)	ARGWA-3 (bg)	0	1	66	No	21	90.48	n/a	n/a	0.05	NP
Cobalt (mg/L)	ARGWA-5 (bg)	0	-9	-66	No	21	85.71	n/a	n/a	0.05	NP
Cobalt (mg/L)	**ARGWC-17**	**0.002419**	**86**	**66**	**Yes**	**21**	**0**	**n/a**	**n/a**	**0.05**	**NP**

Table of Contents

Figure A. Time Series	26
Figure B. Box Plots	141
Figure C. Outlier Summary	159
Figure D. Appendix I Interwell Prediction Limits	164
Figure E. Appendix III Interwell Prediction Limits	201
Figure F. Appendix III Trend Tests	238
Figure G. Upper Tolerance Limits	249
Figure H. Groundwater Protection Standards	259
Figure I. Confidence Intervals	261
Figure J. Appendix IV Trend Tests	287

FIGURE A.

Sanitas™ v.10.0.10 Sanitas software utilized by Groundwater Stats Consulting. UG
Hollow symbols indicate censored values.

Time Series

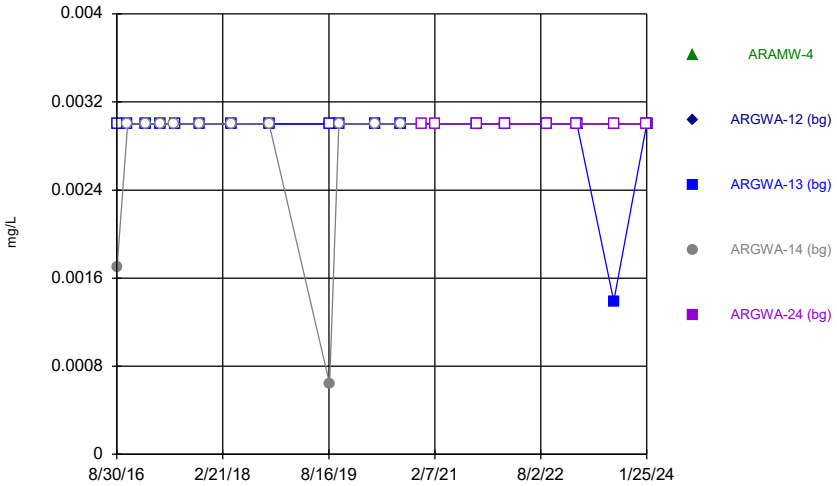

Constituent: Antimony Analysis Run 3/6/2024 10:11 AM
Plant Arkwright Data: Arkwright No 3

Sanitas™ v.10.0.10 Sanitas software utilized by Groundwater Stats Consulting. UG
Hollow symbols indicate censored values.

Time Series

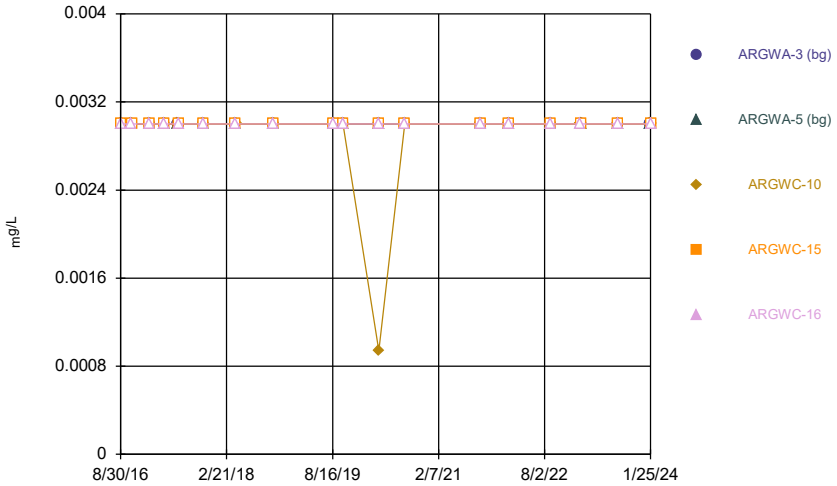

Constituent: Antimony Analysis Run 3/6/2024 10:11 AM
Plant Arkwright Data: Arkwright No 3

Sanitas™ v.10.0.10 Sanitas software utilized by Groundwater Stats Consulting. UG
Hollow symbols indicate censored values.

Time Series

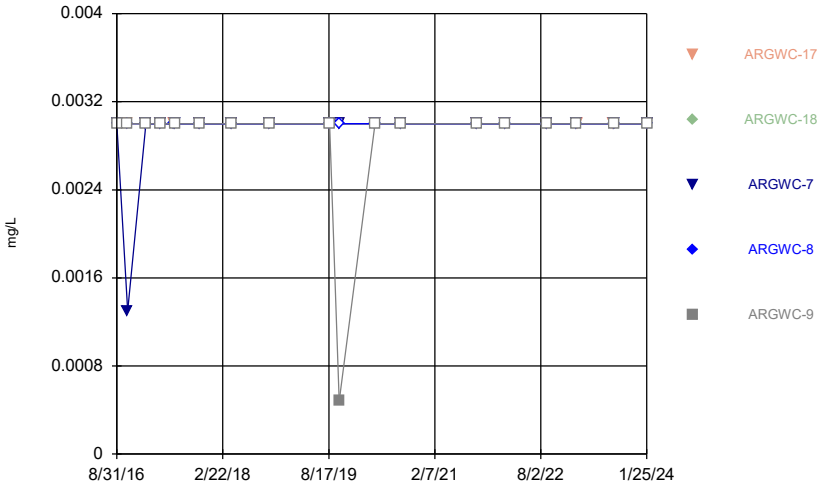

Constituent: Antimony Analysis Run 3/6/2024 10:11 AM
Plant Arkwright Data: Arkwright No 3

Sanitas™ v.10.0.10 Sanitas software utilized by Groundwater Stats Consulting. UG
Hollow symbols indicate censored values.

Time Series

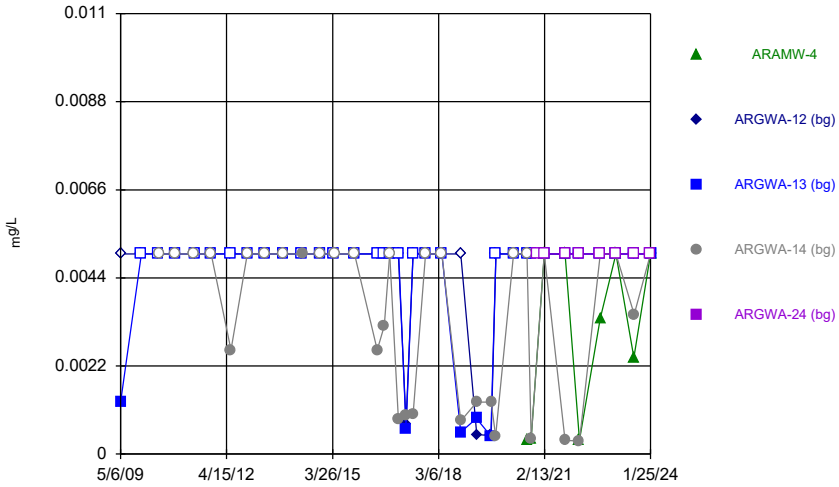

Constituent: Arsenic Analysis Run 3/6/2024 10:11 AM
Plant Arkwright Data: Arkwright No 3

Sanitas™ v.10.0.10 Sanitas software utilized by Groundwater Stats Consulting. UG
Hollow symbols indicate censored values.

Time Series

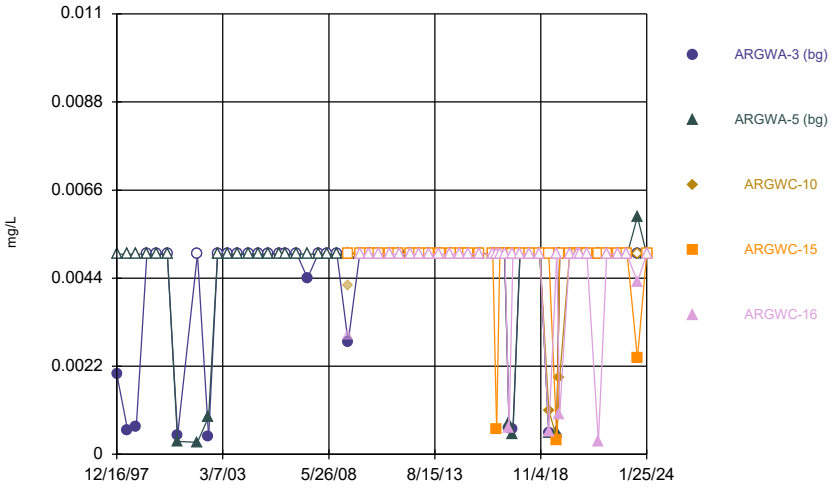

Constituent: Arsenic Analysis Run 3/6/2024 10:11 AM
Plant Arkwright Data: Arkwright No 3

Sanitas™ v.10.0.10 Sanitas software utilized by Groundwater Stats Consulting. UG
Hollow symbols indicate censored values.

Time Series

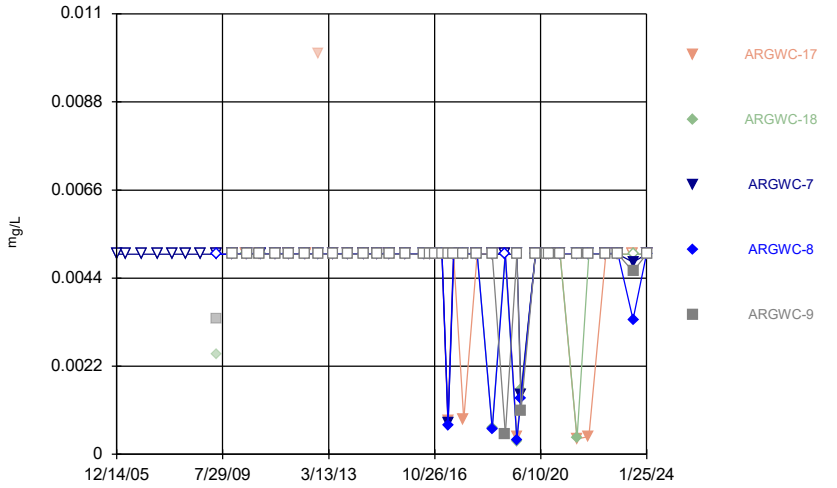

Constituent: Arsenic Analysis Run 3/6/2024 10:11 AM
Plant Arkwright Data: Arkwright No 3

Sanitas™ v.10.0.10 Sanitas software utilized by Groundwater Stats Consulting. UG

Time Series

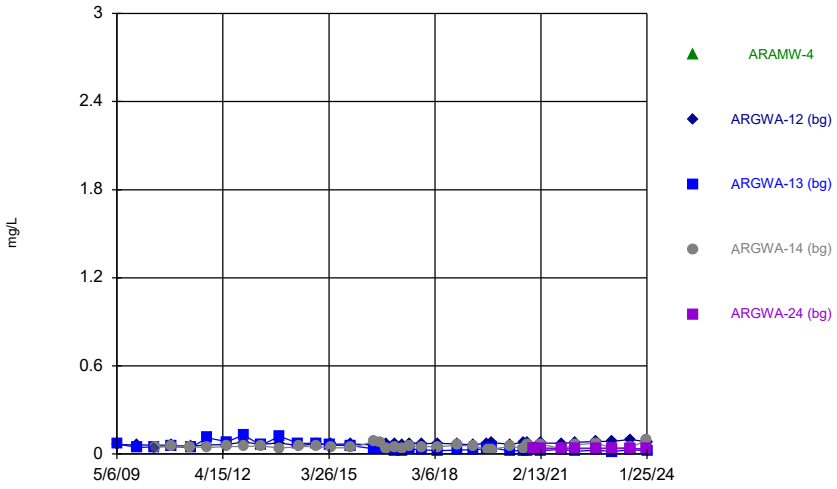

Constituent: Barium Analysis Run 3/6/2024 10:11 AM
Plant Arkwright Data: Arkwright No 3

Sanitas™ v.10.0.10 Sanitas software utilized by Groundwater Stats Consulting. UG
Hollow symbols indicate censored values.

Time Series

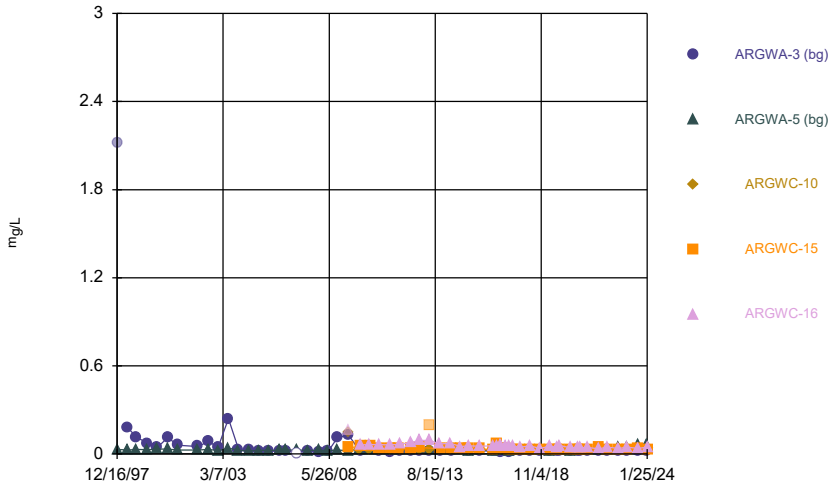

Constituent: Barium Analysis Run 3/6/2024 10:11 AM
Plant Arkwright Data: Arkwright No 3

Sanitas™ v.10.0.10 Sanitas software utilized by Groundwater Stats Consulting. UG

Time Series

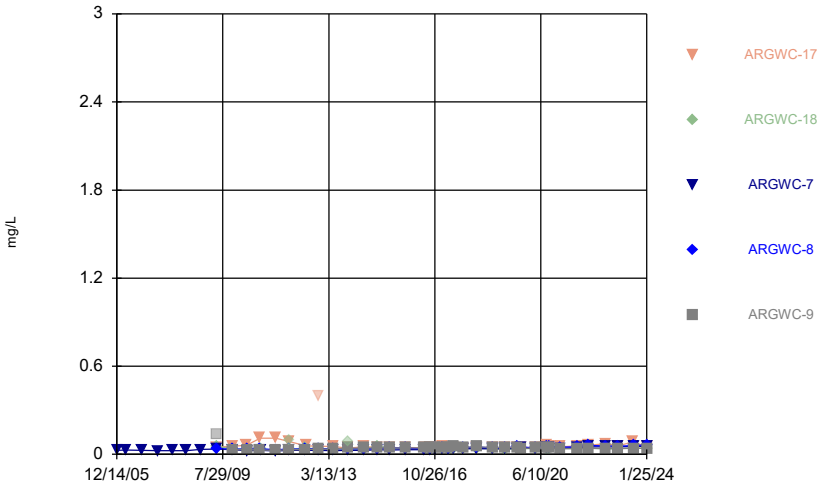

Constituent: Barium Analysis Run 3/6/2024 10:11 AM

Plant Arkwright Data: Arkwright No 3

Sanitas™ v.10.0.10 Sanitas software utilized by Groundwater Stats Consulting. UG

Hollow symbols indicate censored values.

Time Series

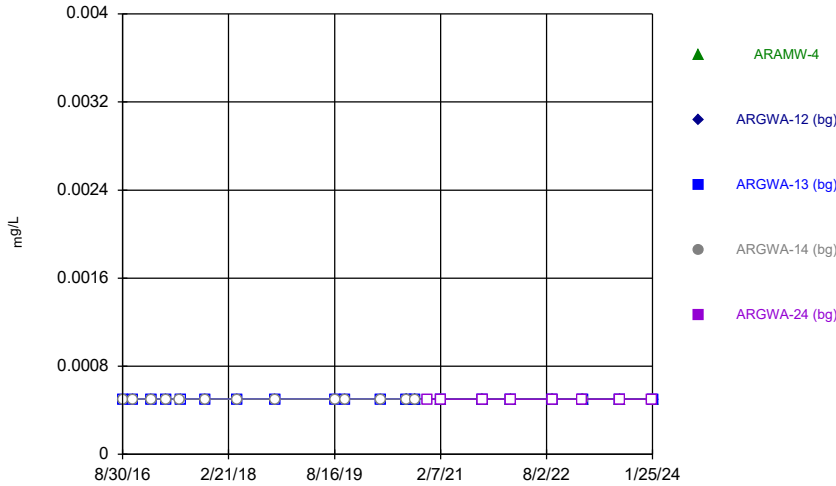

Constituent: Beryllium Analysis Run 3/6/2024 10:11 AM

Plant Arkwright Data: Arkwright No 3

Sanitas™ v.10.0.10 Sanitas software utilized by Groundwater Stats Consulting. UG

Hollow symbols indicate censored values.

Time Series

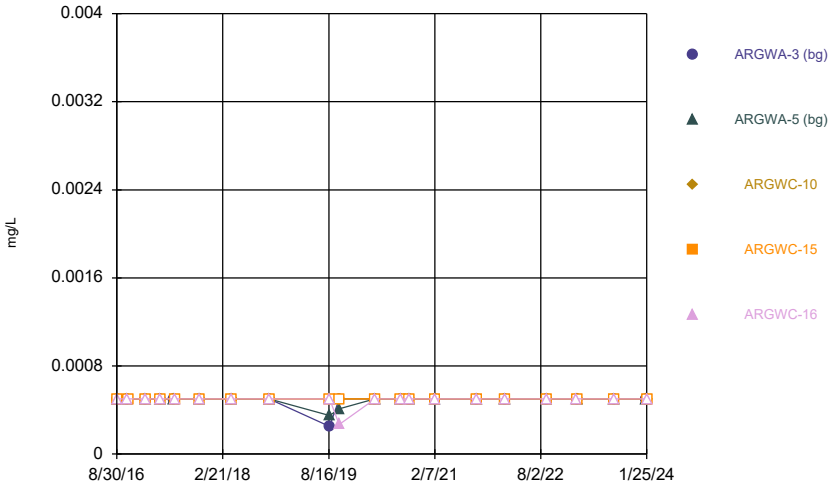

Constituent: Beryllium Analysis Run 3/6/2024 10:11 AM

Plant Arkwright Data: Arkwright No 3

Sanitas™ v.10.0.10 Sanitas software utilized by Groundwater Stats Consulting. UG

Hollow symbols indicate censored values.

Time Series

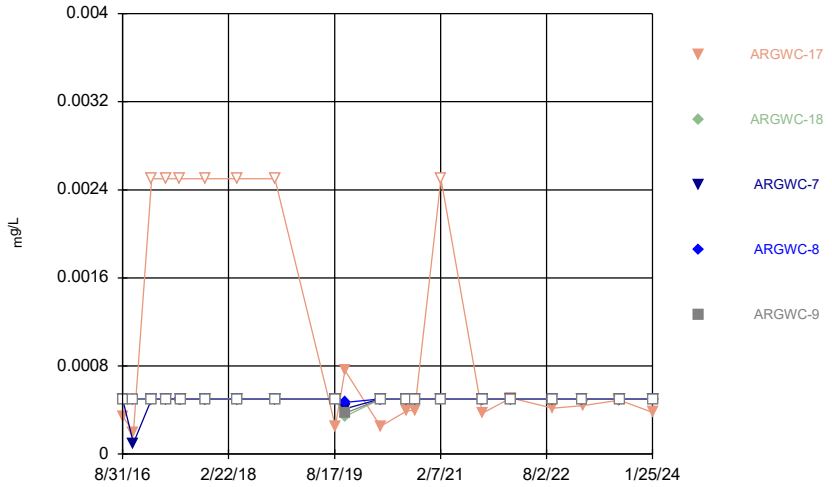

Constituent: Beryllium Analysis Run 3/6/2024 10:11 AM

Plant Arkwright Data: Arkwright No 3

Sanitas™ v.10.0.10 Sanitas software utilized by Groundwater Stats Consulting. UG
Hollow symbols indicate censored values.

Time Series

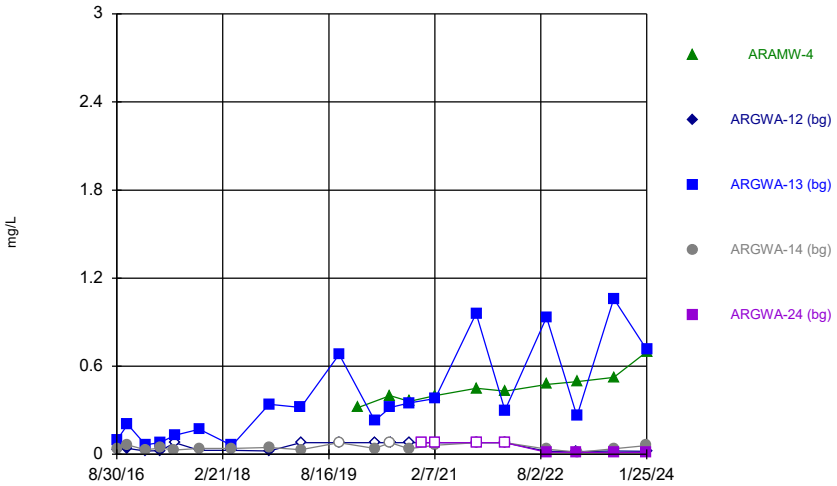

Constituent: Boron Analysis Run 3/6/2024 10:11 AM
Plant Arkwright Data: Arkwright No 3

Sanitas™ v.10.0.10 Sanitas software utilized by Groundwater Stats Consulting. UG
Hollow symbols indicate censored values.

Time Series

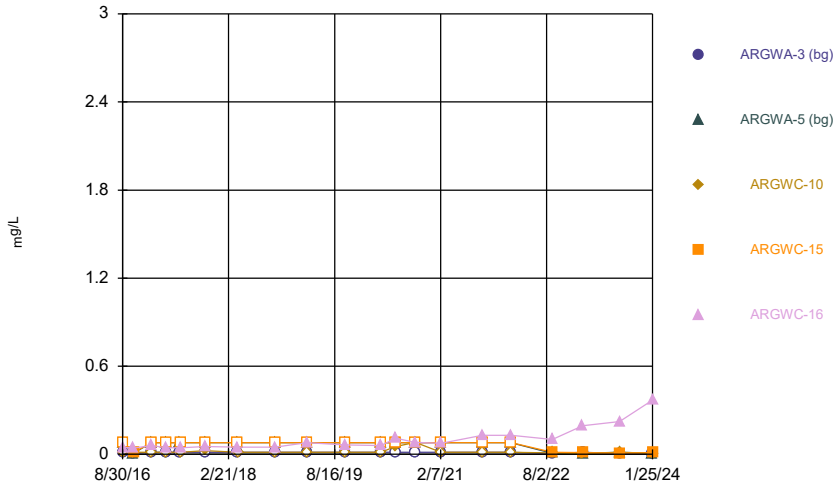

Constituent: Boron Analysis Run 3/6/2024 10:11 AM
Plant Arkwright Data: Arkwright No 3

Sanitas™ v.10.0.10 Sanitas software utilized by Groundwater Stats Consulting. UG
Hollow symbols indicate censored values.

Time Series

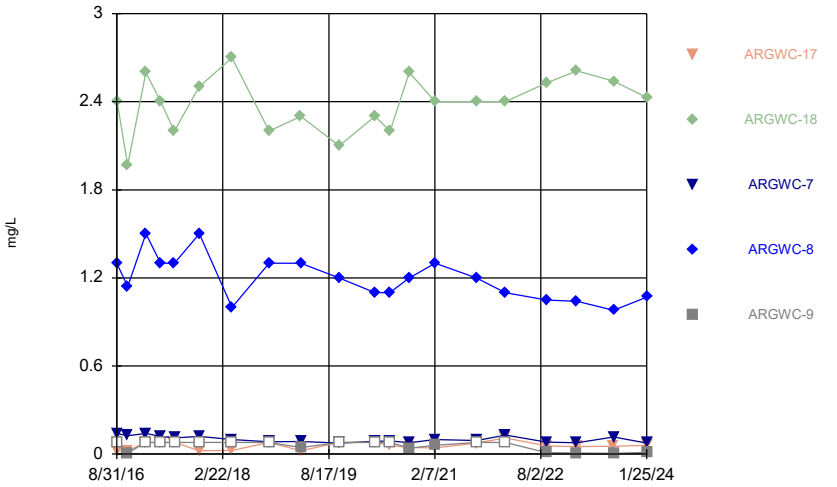

Constituent: Boron Analysis Run 3/6/2024 10:11 AM
Plant Arkwright Data: Arkwright No 3

Sanitas™ v.10.0.10 Sanitas software utilized by Groundwater Stats Consulting. UG
Hollow symbols indicate censored values.

Time Series

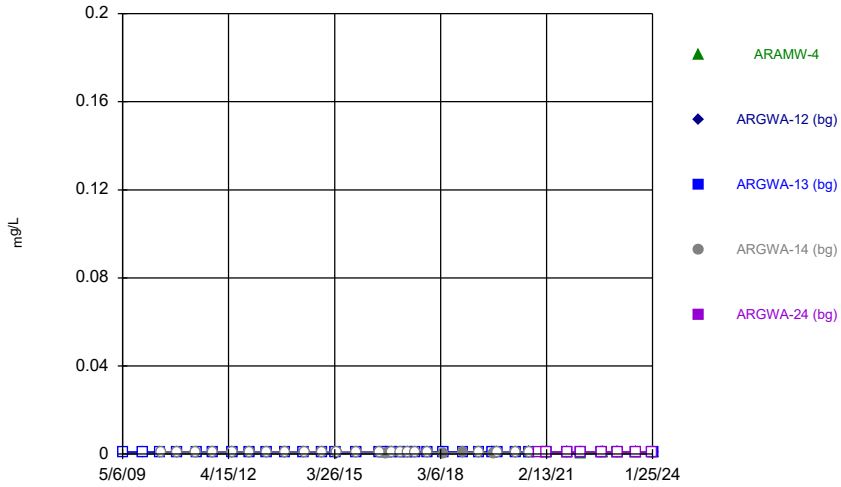

Constituent: Cadmium Analysis Run 3/6/2024 10:11 AM
Plant Arkwright Data: Arkwright No 3

Sanitas™ v.10.0.10 Sanitas software utilized by Groundwater Stats Consulting. UG
Hollow symbols indicate censored values.

Time Series

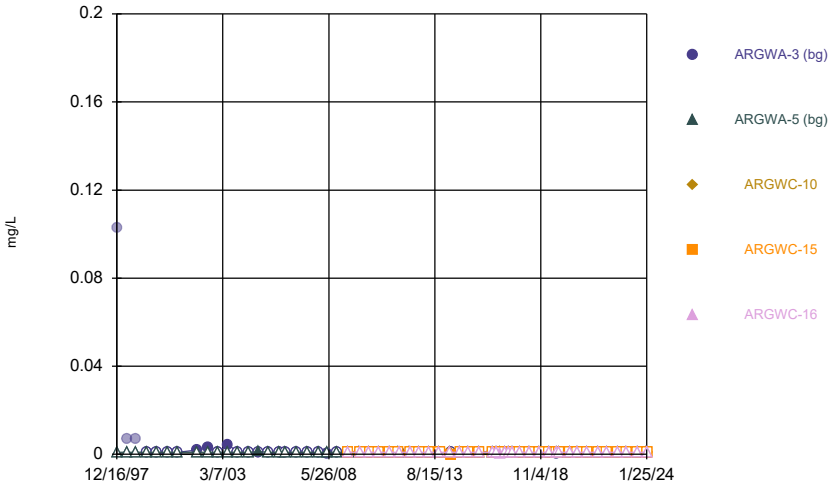

Constituent: Cadmium Analysis Run 3/6/2024 10:11 AM
Plant Arkwright Data: Arkwright No 3

Sanitas™ v.10.0.10 Sanitas software utilized by Groundwater Stats Consulting. UG
Hollow symbols indicate censored values.

Time Series

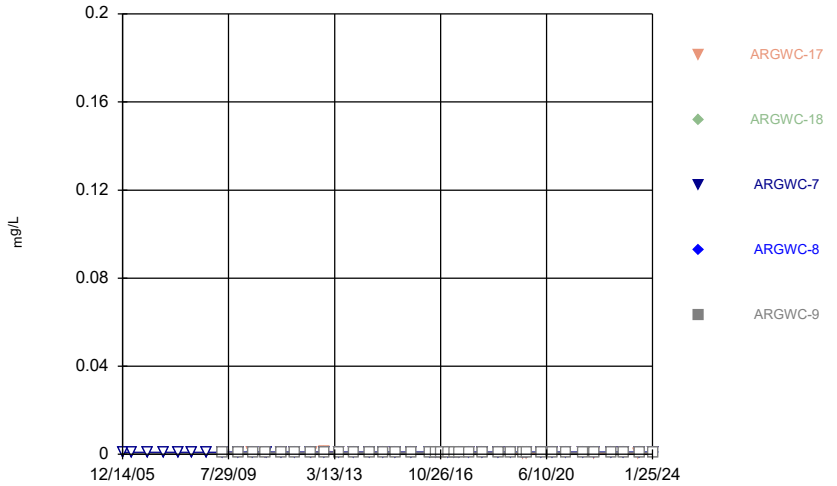

Constituent: Cadmium Analysis Run 3/6/2024 10:11 AM
Plant Arkwright Data: Arkwright No 3

Sanitas™ v.10.0.10 Sanitas software utilized by Groundwater Stats Consulting. UG

Time Series

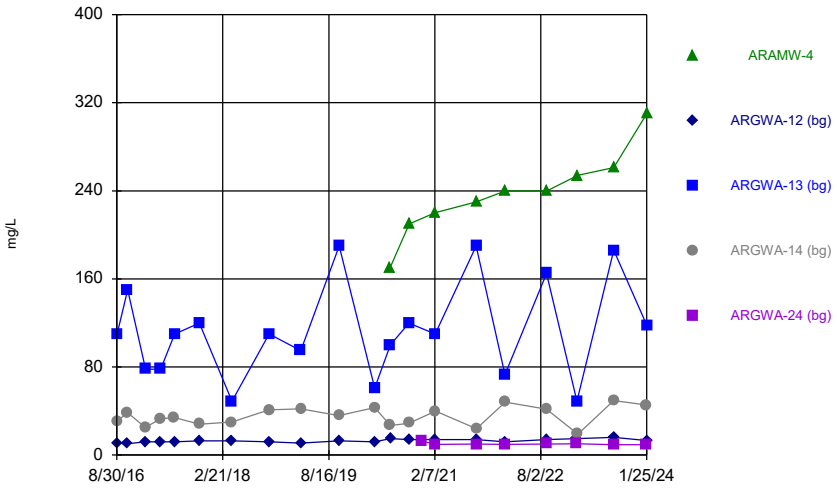

Constituent: Calcium Analysis Run 3/6/2024 10:11 AM
Plant Arkwright Data: Arkwright No 3

Sanitas™ v.10.0.10 Sanitas software utilized by Groundwater Stats Consulting. UG

Time Series

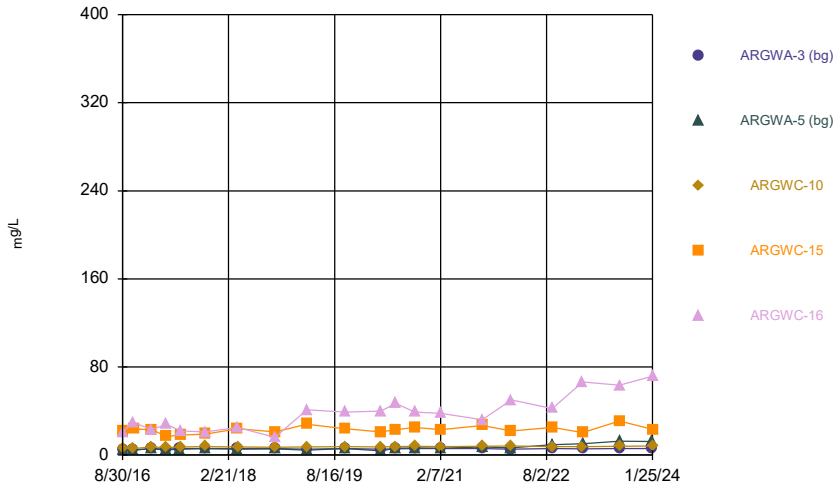

Constituent: Calcium Analysis Run 3/6/2024 10:11 AM
Plant Arkwright Data: Arkwright No 3

Sanitas™ v.10.0.10 Sanitas software utilized by Groundwater Stats Consulting. UG

Time Series

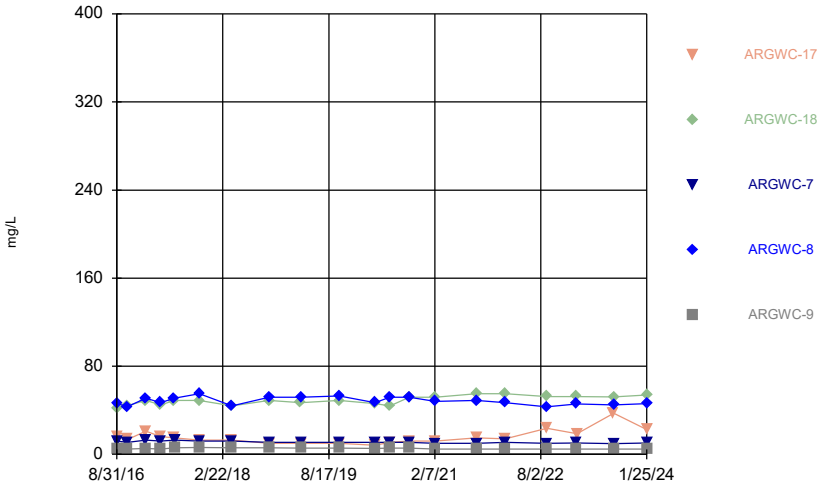

Constituent: Calcium Analysis Run 3/6/2024 10:11 AM

Plant Arkwright Data: Arkwright No 3

Sanitas™ v.10.0.10 Sanitas software utilized by Groundwater Stats Consulting. UG

Time Series

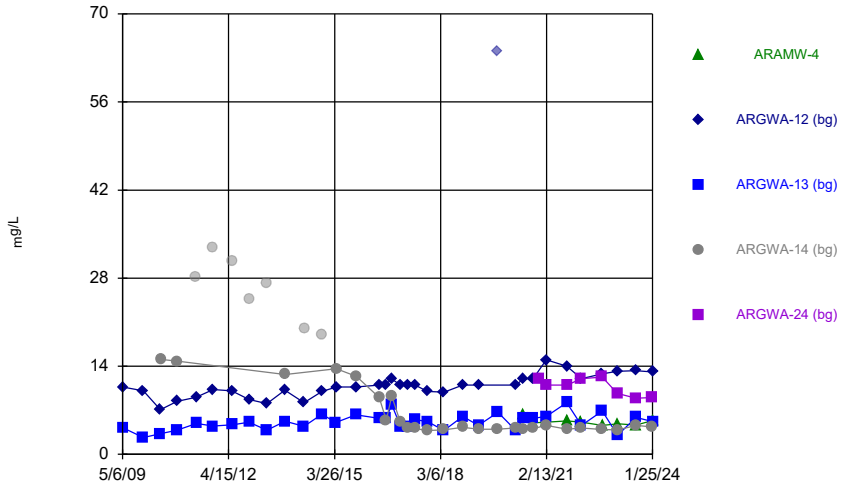

Constituent: Chloride Analysis Run 3/6/2024 10:11 AM

Plant Arkwright Data: Arkwright No 3

Sanitas™ v.10.0.10 Sanitas software utilized by Groundwater Stats Consulting. UG
Hollow symbols indicate censored values.

Time Series

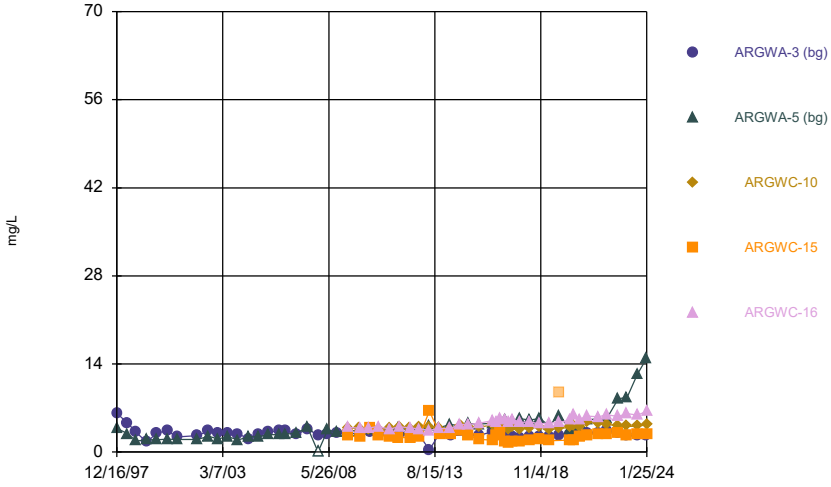

Constituent: Chloride Analysis Run 3/6/2024 10:11 AM

Plant Arkwright Data: Arkwright No 3

Sanitas™ v.10.0.10 Sanitas software utilized by Groundwater Stats Consulting. UG
Hollow symbols indicate censored values.

Time Series

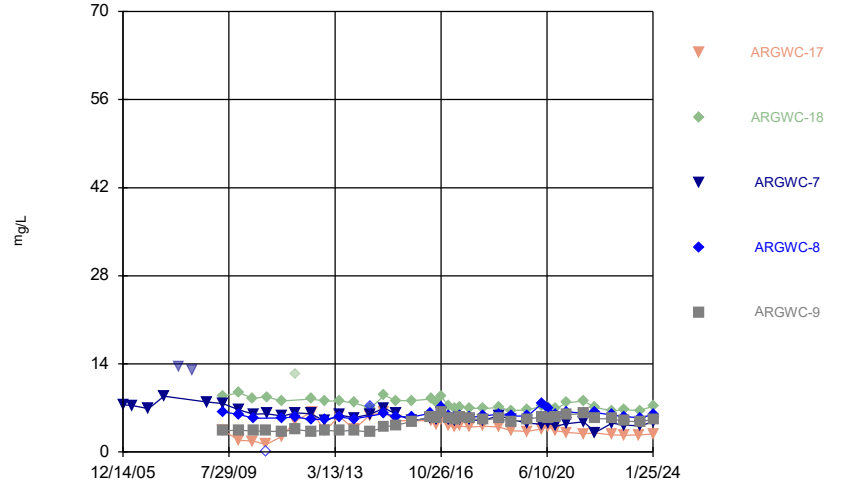

Constituent: Chloride Analysis Run 3/6/2024 10:11 AM

Plant Arkwright Data: Arkwright No 3

Sanitas™ v.10.0.10 Sanitas software utilized by Groundwater Stats Consulting. UG
Hollow symbols indicate censored values.

Time Series

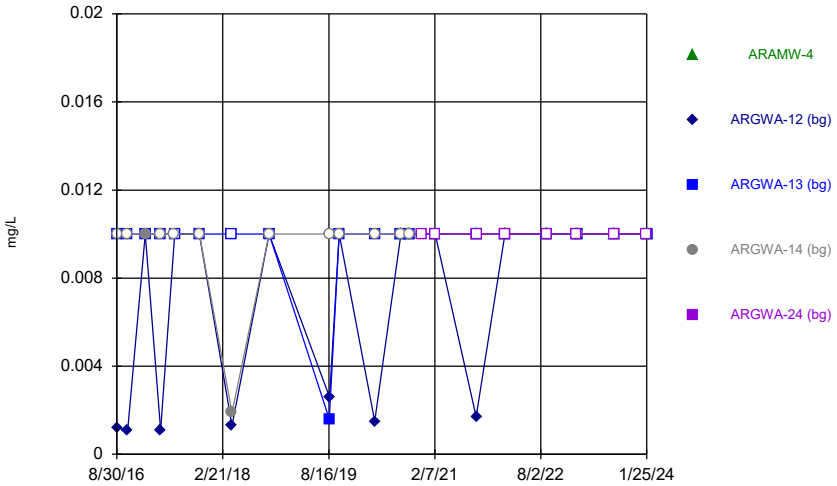

Constituent: Chromium Analysis Run 3/6/2024 10:11 AM
Plant Arkwright Data: Arkwright No 3

Sanitas™ v.10.0.10 Sanitas software utilized by Groundwater Stats Consulting. UG
Hollow symbols indicate censored values.

Time Series

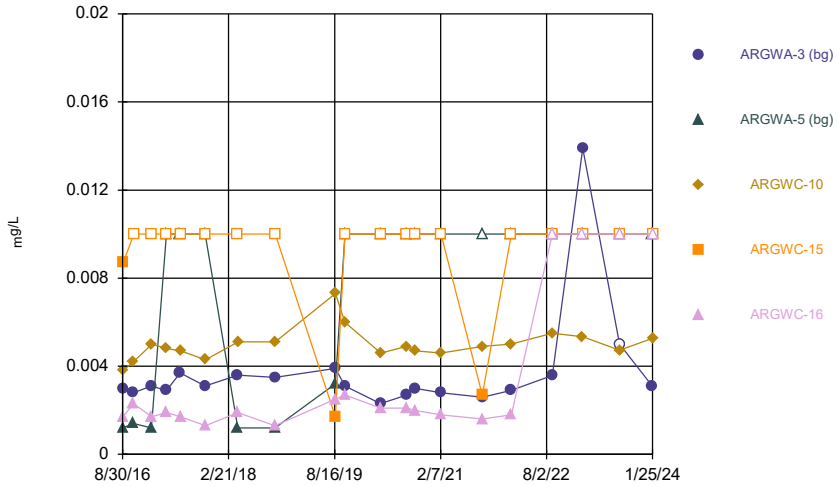

Constituent: Chromium Analysis Run 3/6/2024 10:11 AM
Plant Arkwright Data: Arkwright No 3

Sanitas™ v.10.0.10 Sanitas software utilized by Groundwater Stats Consulting. UG
Hollow symbols indicate censored values.

Time Series

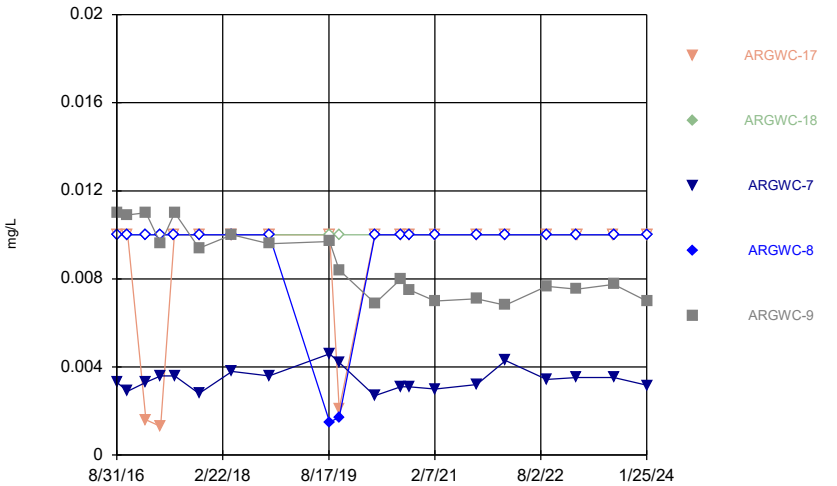

Constituent: Chromium Analysis Run 3/6/2024 10:11 AM
Plant Arkwright Data: Arkwright No 3

Sanitas™ v.10.0.10 Sanitas software utilized by Groundwater Stats Consulting. UG
Hollow symbols indicate censored values.

Time Series

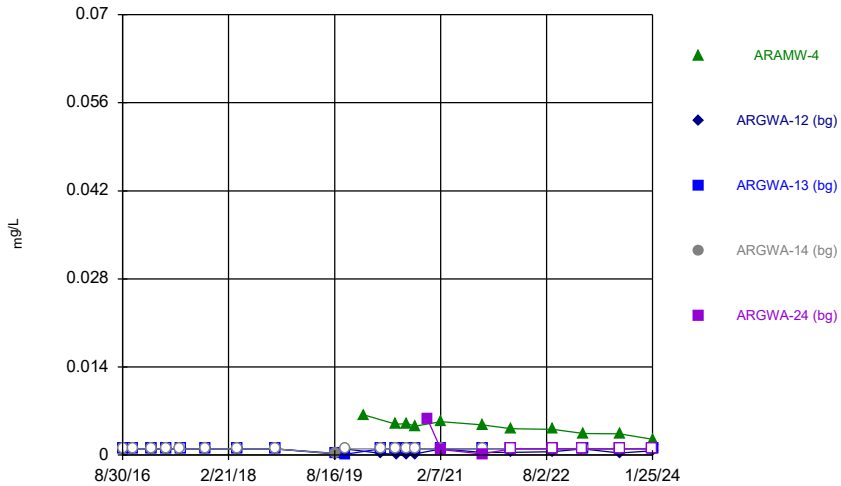

Constituent: Cobalt Analysis Run 3/6/2024 10:11 AM
Plant Arkwright Data: Arkwright No 3

Sanitas™ v.10.0.10 Sanitas software utilized by Groundwater Stats Consulting. UG
Hollow symbols indicate censored values.

Time Series

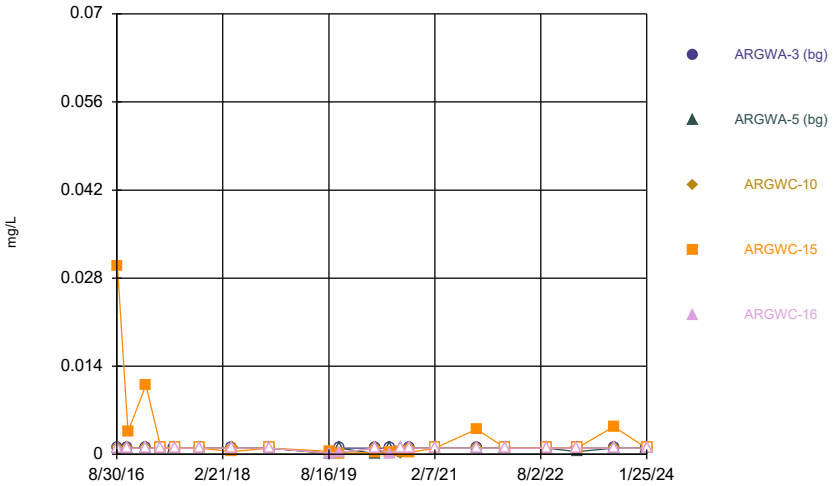

Constituent: Cobalt Analysis Run 3/6/2024 10:11 AM
Plant Arkwright Data: Arkwright No 3

Sanitas™ v.10.0.10 Sanitas software utilized by Groundwater Stats Consulting. UG
Hollow symbols indicate censored values.

Time Series

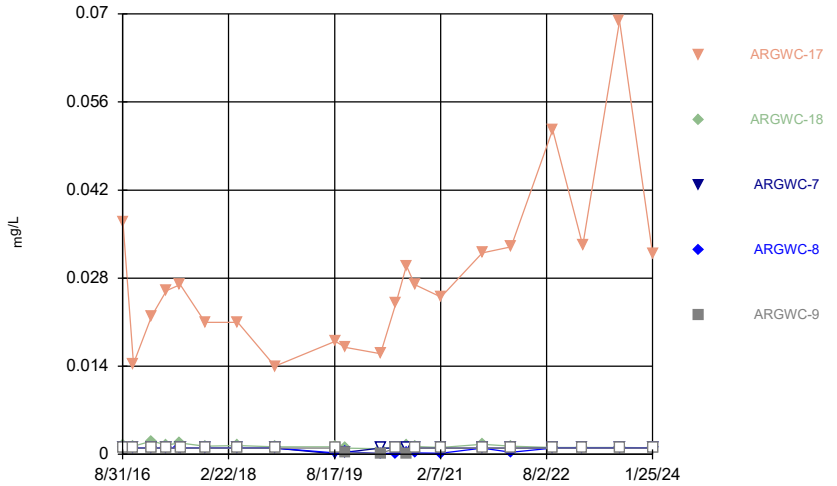

Constituent: Cobalt Analysis Run 3/6/2024 10:11 AM
Plant Arkwright Data: Arkwright No 3

Sanitas™ v.10.0.10 Sanitas software utilized by Groundwater Stats Consulting. UG

Time Series

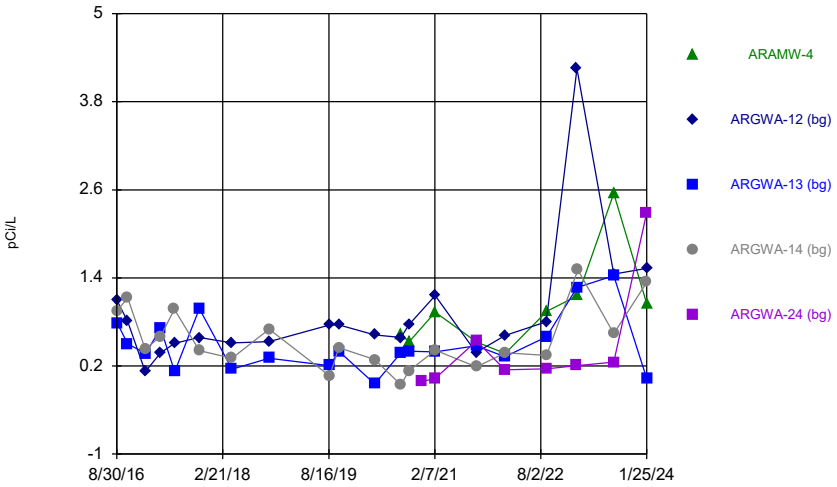

Constituent: Combined Radium 226 + 228 Analysis Run 3/6/2024 10:11 AM
Plant Arkwright Data: Arkwright No 3

Sanitas™ v.10.0.10 Sanitas software utilized by Groundwater Stats Consulting. UG

Time Series

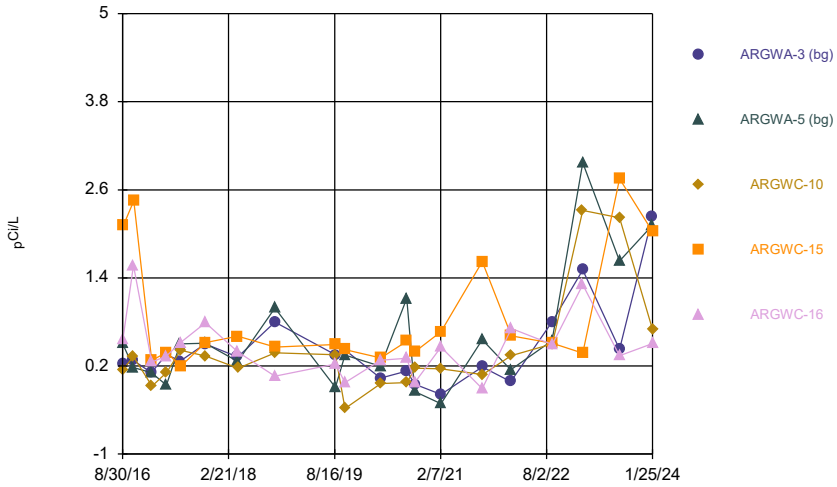

Constituent: Combined Radium 226 + 228 Analysis Run 3/6/2024 10:11 AM
Plant Arkwright Data: Arkwright No 3

Sanitas™ v.10.0.10 Sanitas software utilized by Groundwater Stats Consulting. UG

Time Series

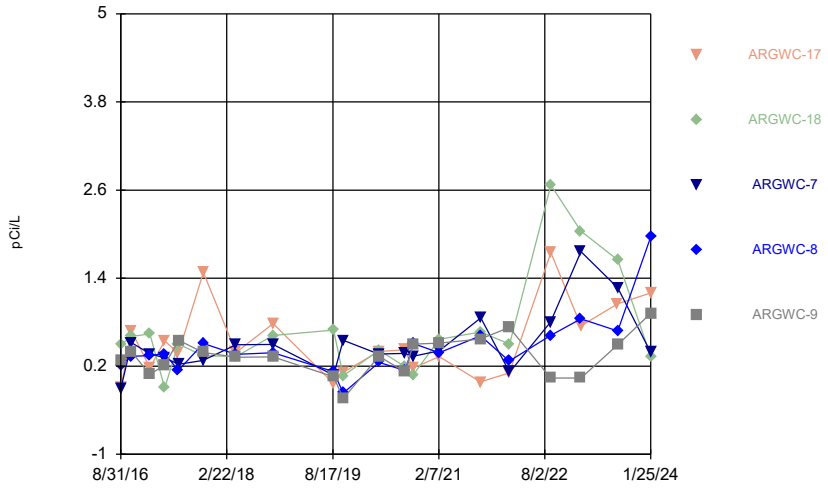

Constituent: Combined Radium 226 + 228 Analysis Run 3/6/2024 10:11 AM

Plant Arkwright Data: Arkwright No 3

Sanitas™ v.10.0.10 Sanitas software utilized by Groundwater Stats Consulting. UG

Hollow symbols indicate censored values.

Time Series

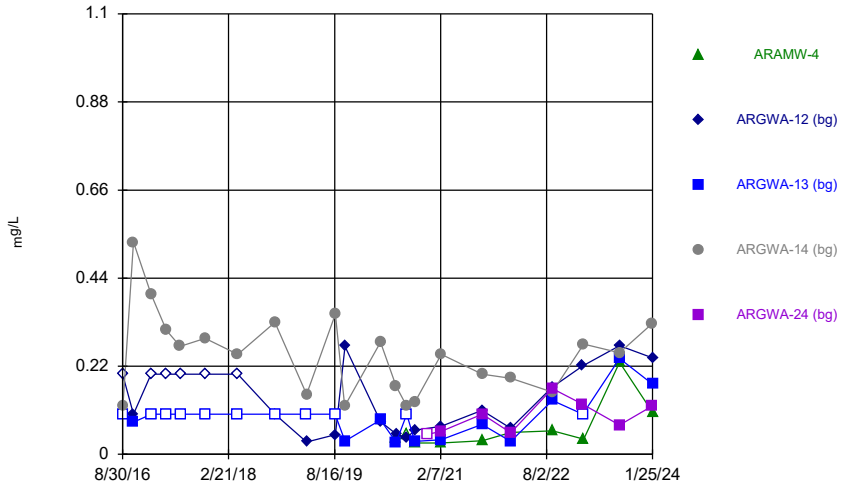

Constituent: Fluoride Analysis Run 3/6/2024 10:11 AM

Plant Arkwright Data: Arkwright No 3

Sanitas™ v.10.0.10 Sanitas software utilized by Groundwater Stats Consulting. UG

Hollow symbols indicate censored values.

Time Series

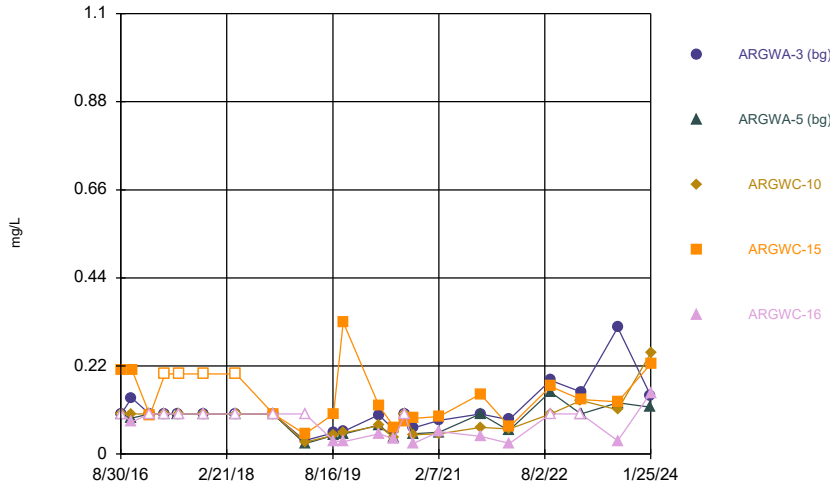

Constituent: Fluoride Analysis Run 3/6/2024 10:11 AM

Plant Arkwright Data: Arkwright No 3

Sanitas™ v.10.0.10 Sanitas software utilized by Groundwater Stats Consulting. UG

Hollow symbols indicate censored values.

Time Series

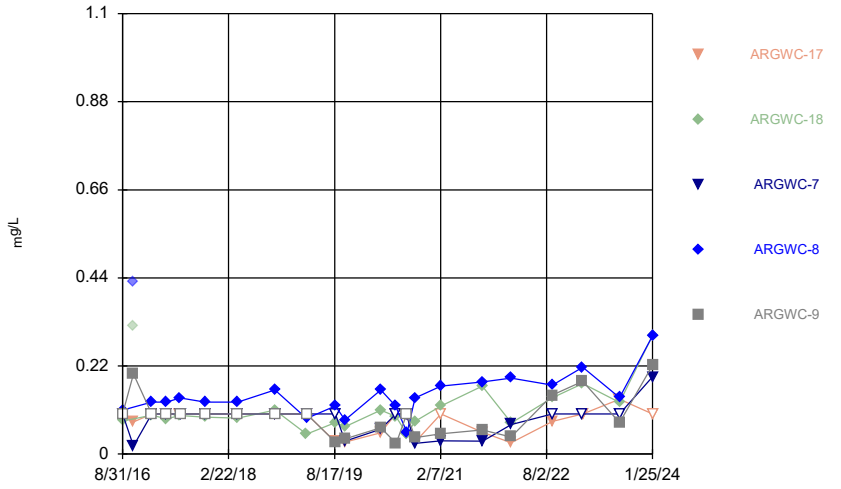

Constituent: Fluoride Analysis Run 3/6/2024 10:11 AM

Plant Arkwright Data: Arkwright No 3

Sanitas™ v.10.0.10 Sanitas software utilized by Groundwater Stats Consulting. UG
Hollow symbols indicate censored values.

Time Series

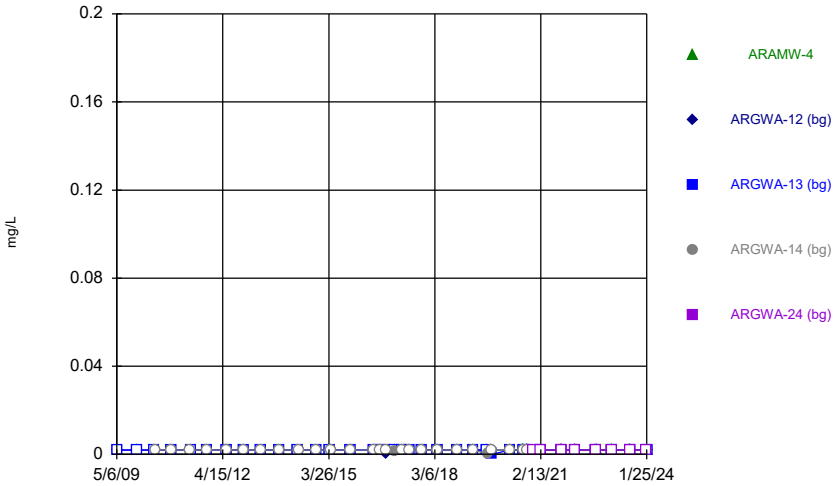

Constituent: Lead Analysis Run 3/6/2024 10:11 AM
Plant Arkwright Data: Arkwright No 3

Sanitas™ v.10.0.10 Sanitas software utilized by Groundwater Stats Consulting. UG
Hollow symbols indicate censored values.

Time Series

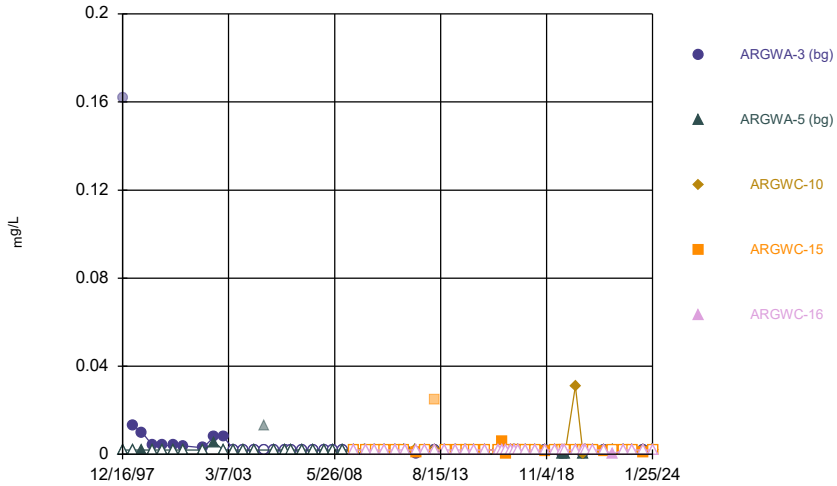

Constituent: Lead Analysis Run 3/6/2024 10:11 AM
Plant Arkwright Data: Arkwright No 3

Sanitas™ v.10.0.10 Sanitas software utilized by Groundwater Stats Consulting. UG
Hollow symbols indicate censored values.

Time Series

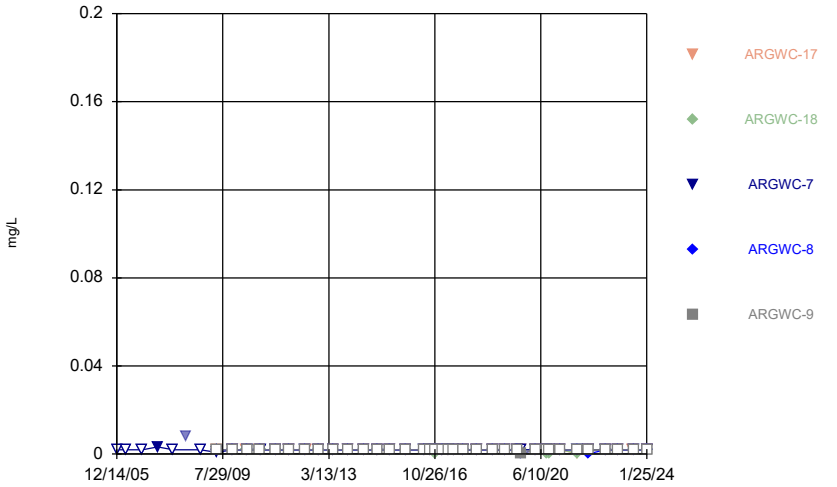

Constituent: Lead Analysis Run 3/6/2024 10:11 AM
Plant Arkwright Data: Arkwright No 3

Sanitas™ v.10.0.10 Sanitas software utilized by Groundwater Stats Consulting. UG
Hollow symbols indicate censored values.

Time Series

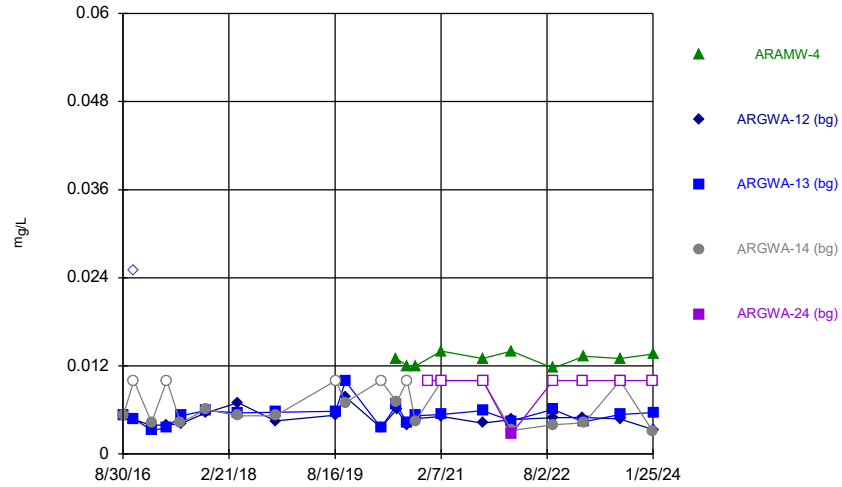

Constituent: Lithium Analysis Run 3/6/2024 10:11 AM
Plant Arkwright Data: Arkwright No 3

Sanitas™ v.10.0.10 Sanitas software utilized by Groundwater Stats Consulting. UG
Hollow symbols indicate censored values.

Time Series

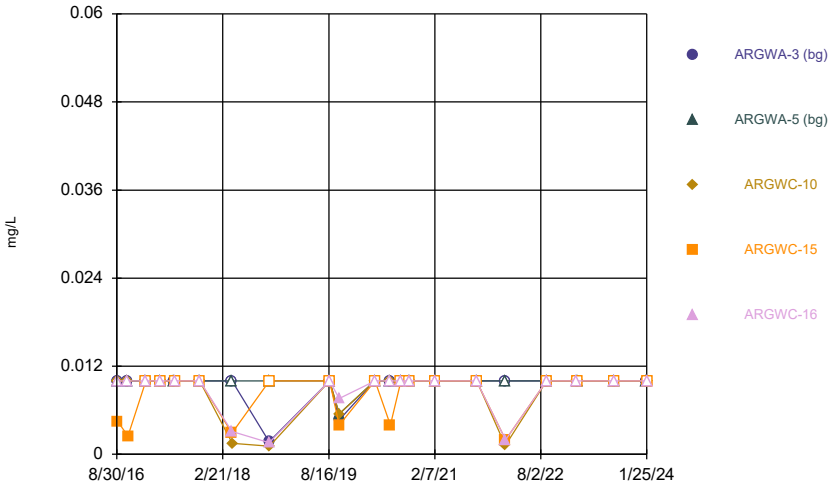

Constituent: Lithium Analysis Run 3/6/2024 10:11 AM
Plant Arkwright Data: Arkwright No 3

Sanitas™ v.10.0.10 Sanitas software utilized by Groundwater Stats Consulting. UG
Hollow symbols indicate censored values.

Time Series

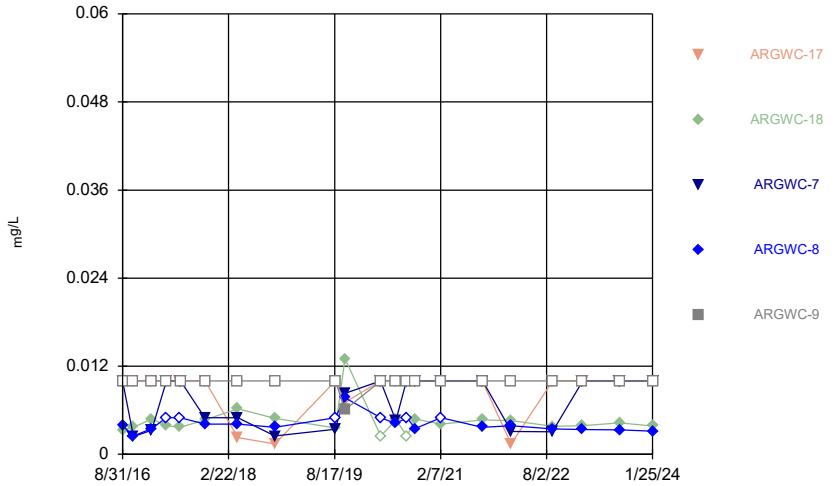

Constituent: Lithium Analysis Run 3/6/2024 10:11 AM
Plant Arkwright Data: Arkwright No 3

Sanitas™ v.10.0.10 Sanitas software utilized by Groundwater Stats Consulting. UG
Hollow symbols indicate censored values.

Time Series

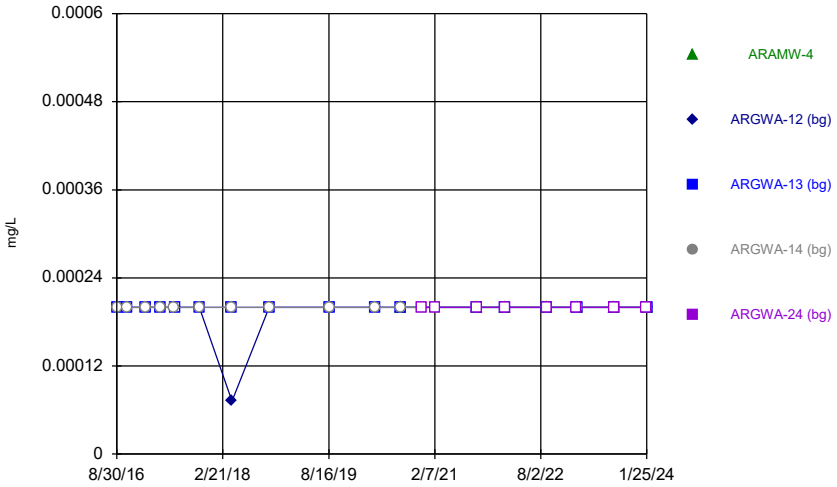

Constituent: Mercury Analysis Run 3/6/2024 10:11 AM
Plant Arkwright Data: Arkwright No 3

Sanitas™ v.10.0.10 Sanitas software utilized by Groundwater Stats Consulting. UG
Hollow symbols indicate censored values.

Time Series

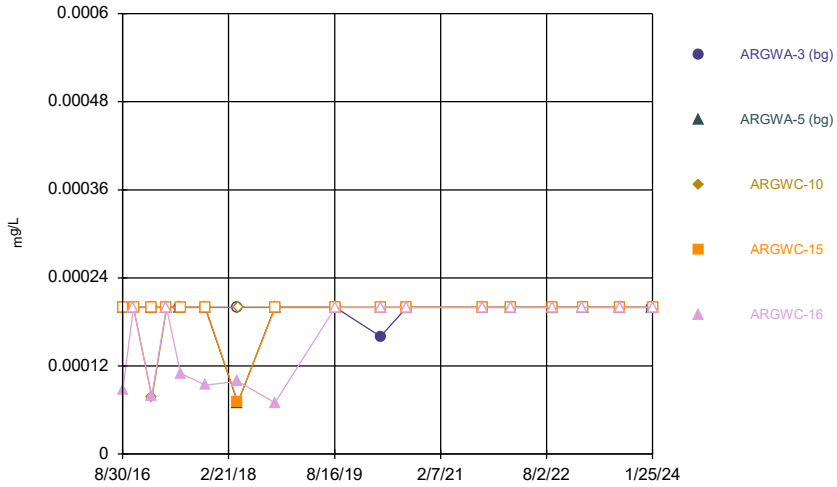

Constituent: Mercury Analysis Run 3/6/2024 10:11 AM
Plant Arkwright Data: Arkwright No 3

Sanitas™ v.10.0.10 Sanitas software utilized by Groundwater Stats Consulting. UG
Hollow symbols indicate censored values.

Time Series

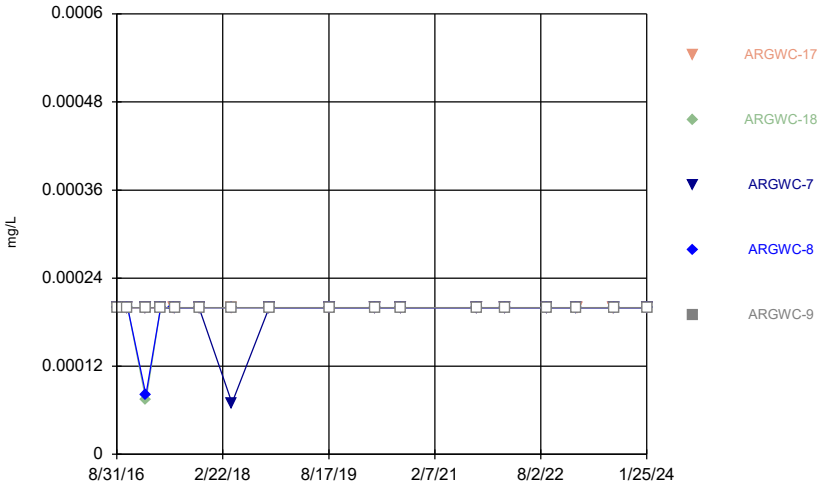

Constituent: Mercury Analysis Run 3/6/2024 10:11 AM
Plant Arkwright Data: Arkwright No 3

Sanitas™ v.10.0.10 Sanitas software utilized by Groundwater Stats Consulting. UG
Hollow symbols indicate censored values.

Time Series

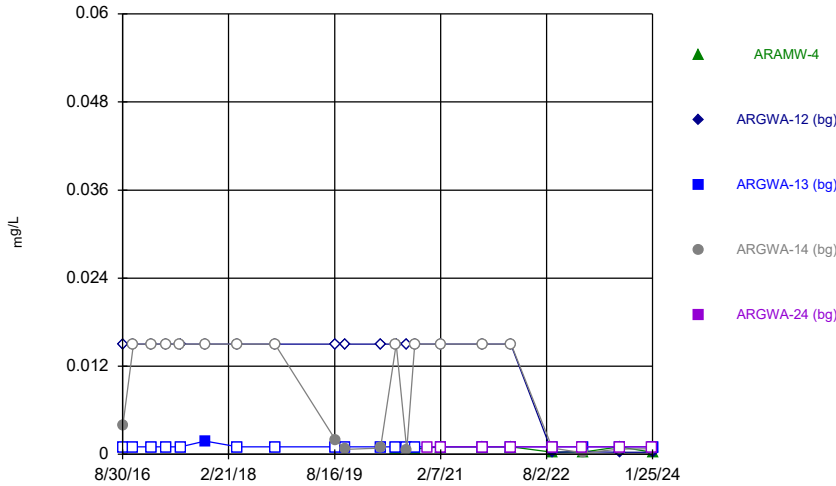

Constituent: Molybdenum Analysis Run 3/6/2024 10:11 AM
Plant Arkwright Data: Arkwright No 3

Sanitas™ v.10.0.10 Sanitas software utilized by Groundwater Stats Consulting. UG
Hollow symbols indicate censored values.

Time Series

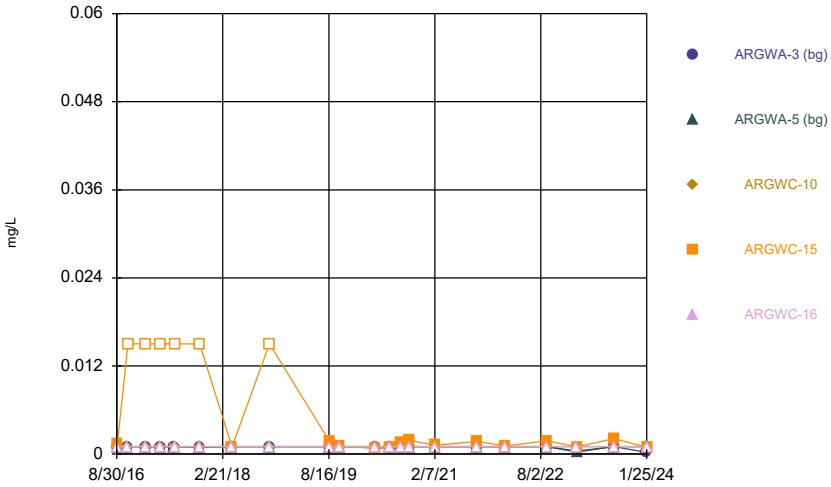

Constituent: Molybdenum Analysis Run 3/6/2024 10:11 AM
Plant Arkwright Data: Arkwright No 3

Sanitas™ v.10.0.10 Sanitas software utilized by Groundwater Stats Consulting. UG
Hollow symbols indicate censored values.

Time Series

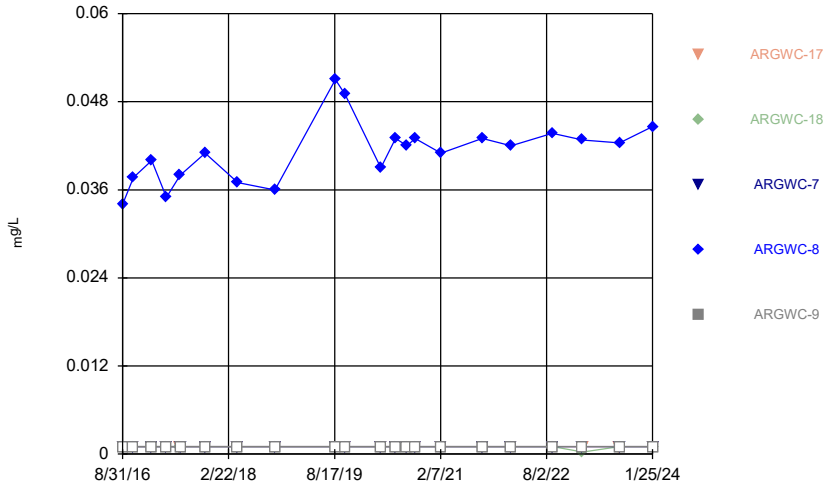

Constituent: Molybdenum Analysis Run 3/6/2024 10:11 AM
Plant Arkwright Data: Arkwright No 3

Time Series

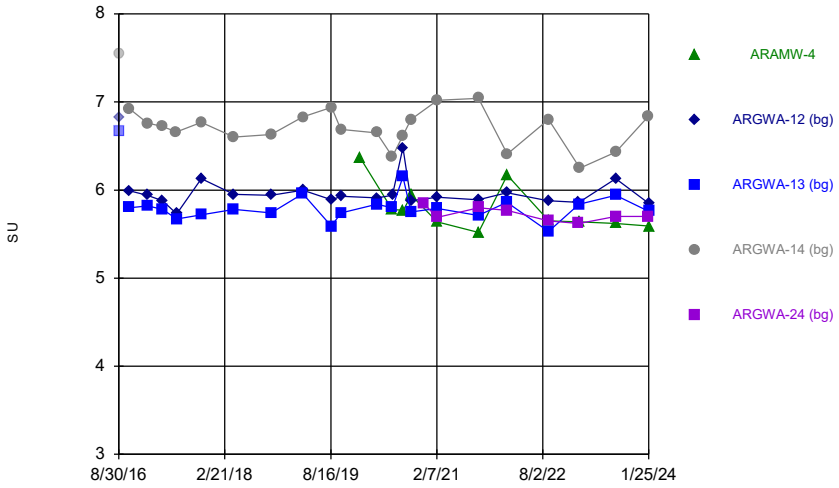

Constituent: pH Analysis Run 3/6/2024 10:11 AM
Plant Arkwright Data: Arkwright No 3

Sanitas™ v.10.0.10 Sanitas software utilized by Groundwater Stats Consulting. UG

Time Series

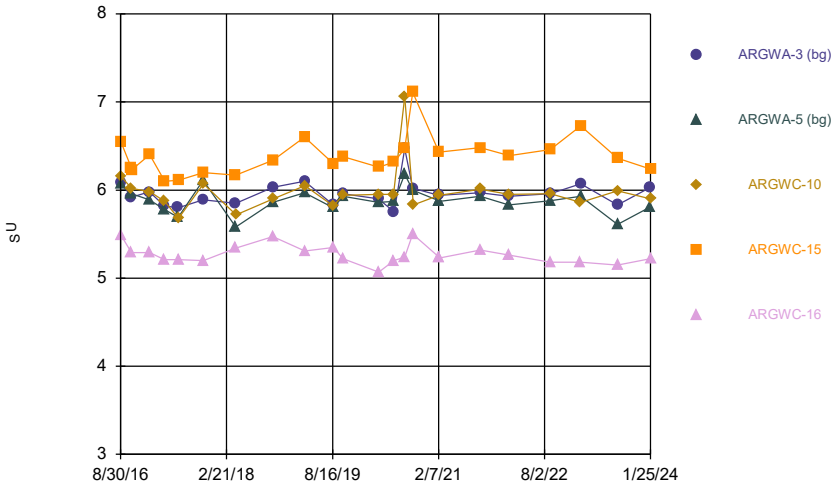

Constituent: pH Analysis Run 3/6/2024 10:11 AM
Plant Arkwright Data: Arkwright No 3

Sanitas™ v.10.0.10 Sanitas software utilized by Groundwater Stats Consulting. UG

Time Series

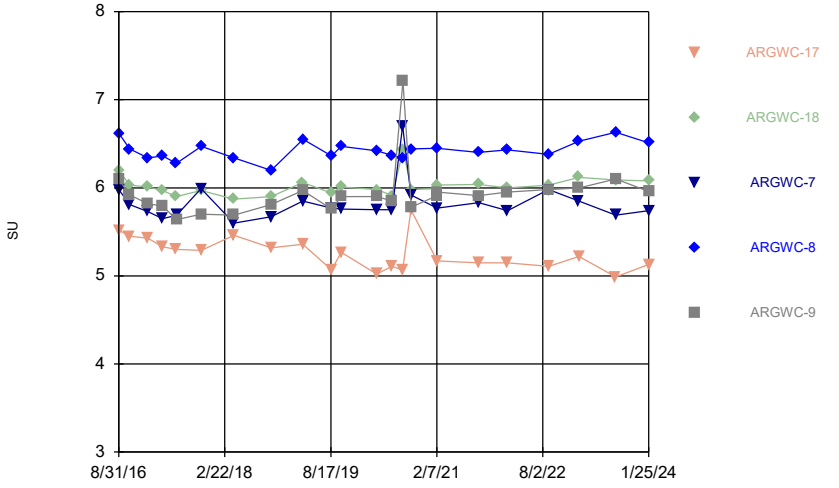

Constituent: pH Analysis Run 3/6/2024 10:11 AM
Plant Arkwright Data: Arkwright No 3

Sanitas™ v.10.0.10 Sanitas software utilized by Groundwater Stats Consulting. UG
Hollow symbols indicate censored values.

Time Series

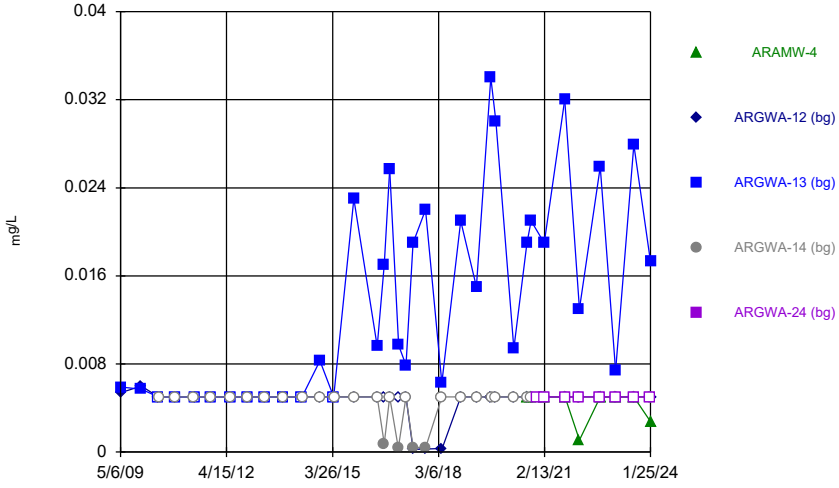

Constituent: Selenium Analysis Run 3/6/2024 10:12 AM
Plant Arkwright Data: Arkwright No 3

Sanitas™ v.10.0.10 Sanitas software utilized by Groundwater Stats Consulting. UG
Hollow symbols indicate censored values.

Time Series

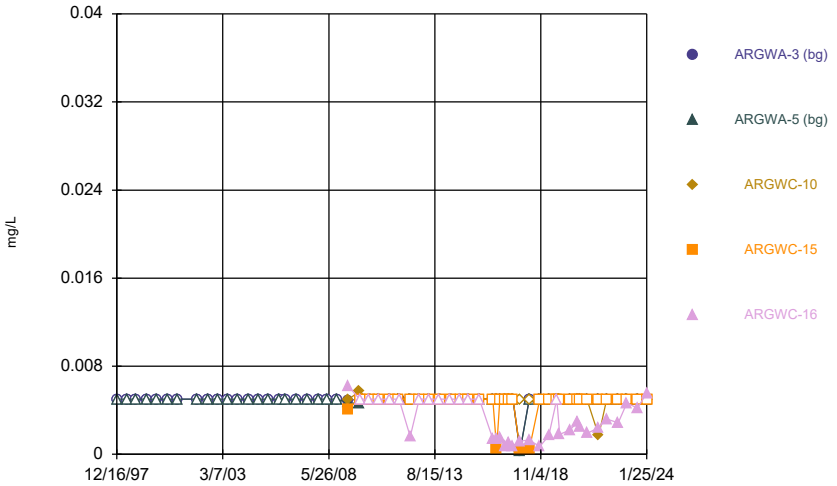

Constituent: Selenium Analysis Run 3/6/2024 10:12 AM
Plant Arkwright Data: Arkwright No 3

Sanitas™ v.10.0.10 Sanitas software utilized by Groundwater Stats Consulting. UG
Hollow symbols indicate censored values.

Time Series

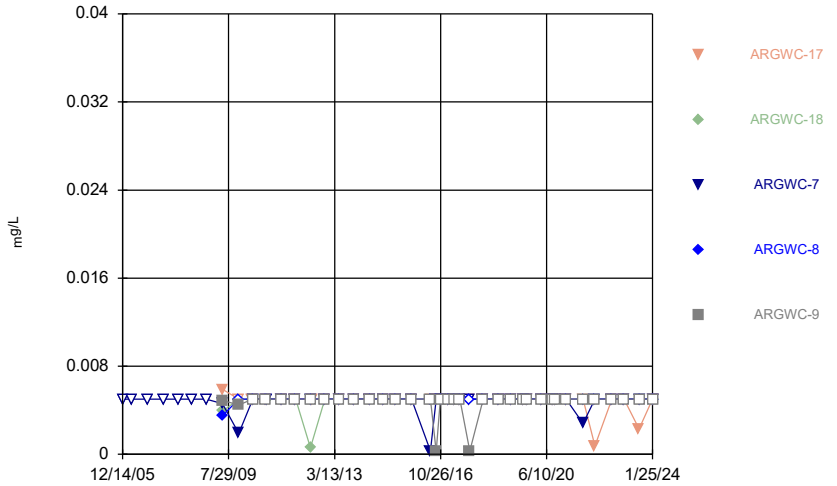

Constituent: Selenium Analysis Run 3/6/2024 10:12 AM
Plant Arkwright Data: Arkwright No 3

Sanitas™ v.10.0.10 Sanitas software utilized by Groundwater Stats Consulting. UG
Hollow symbols indicate censored values.

Time Series

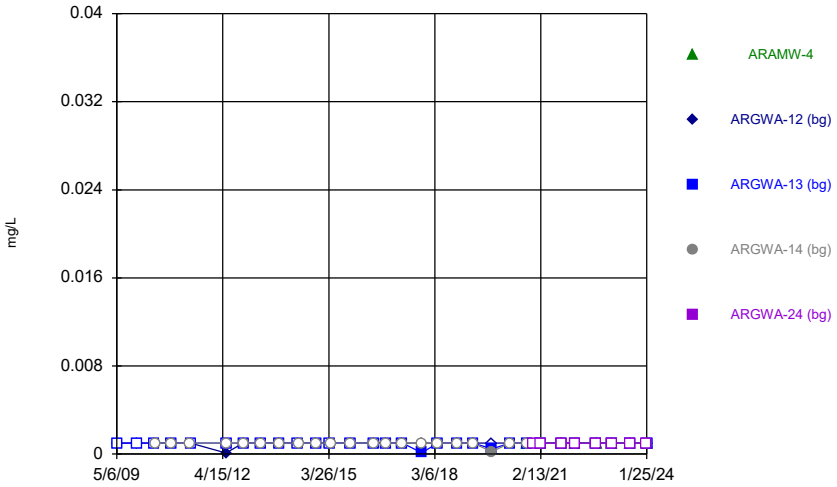

Constituent: Silver Analysis Run 3/6/2024 10:12 AM
Plant Arkwright Data: Arkwright No 3

Sanitas™ v.10.0.10 Sanitas software utilized by Groundwater Stats Consulting. UG
Hollow symbols indicate censored values.

Time Series

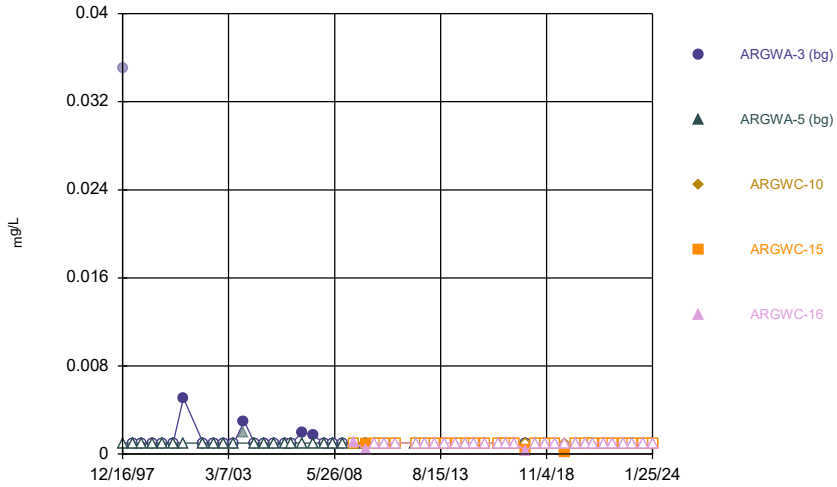

Constituent: Silver Analysis Run 3/6/2024 10:12 AM
Plant Arkwright Data: Arkwright No 3

Sanitas™ v.10.0.10 Sanitas software utilized by Groundwater Stats Consulting. UG
Hollow symbols indicate censored values.

Time Series

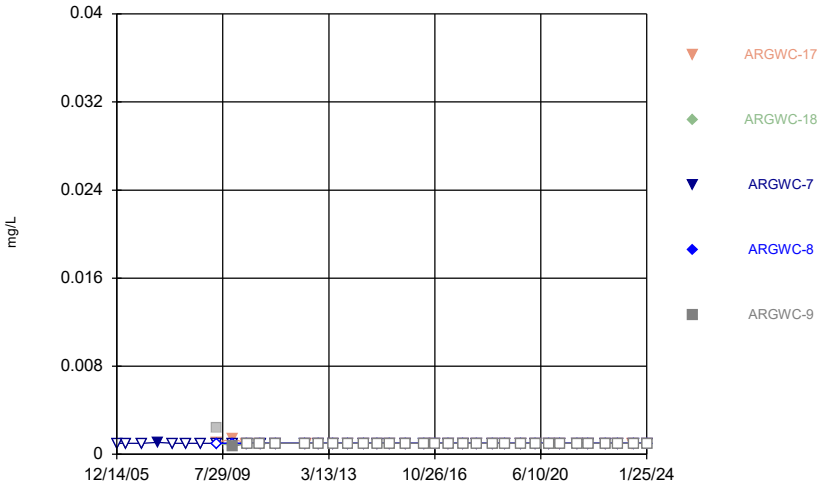

Constituent: Silver Analysis Run 3/6/2024 10:12 AM
Plant Arkwright Data: Arkwright No 3

Sanitas™ v.10.0.10 Sanitas software utilized by Groundwater Stats Consulting. UG

Time Series

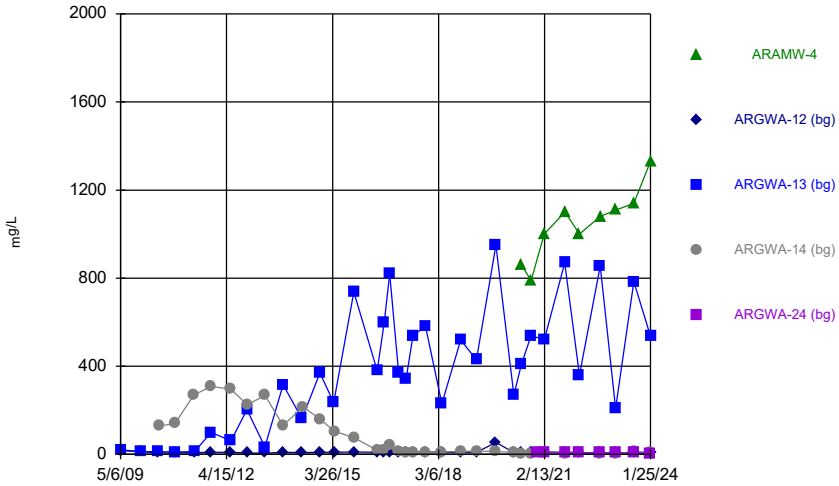

Constituent: Sulfate Analysis Run 3/6/2024 10:12 AM
Plant Arkwright Data: Arkwright No 3

Sanitas™ v.10.0.10 Sanitas software utilized by Groundwater Stats Consulting. UG
Hollow symbols indicate censored values.

Time Series

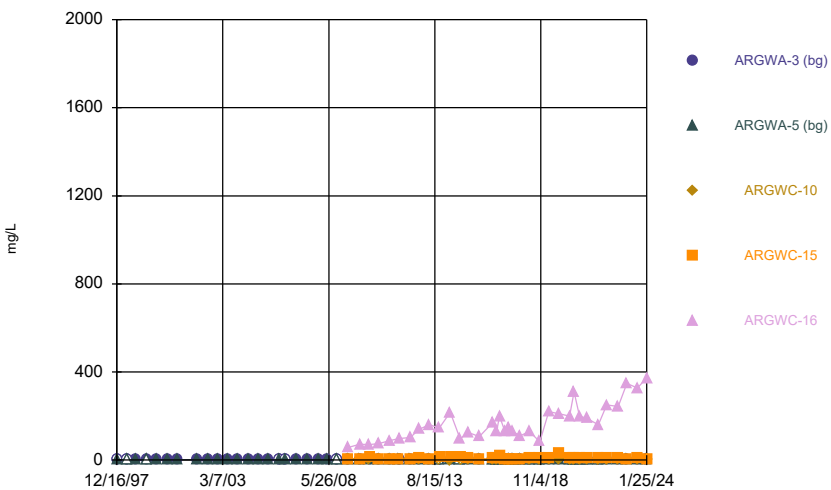

Constituent: Sulfate Analysis Run 3/6/2024 10:12 AM
Plant Arkwright Data: Arkwright No 3

Sanitas™ v.10.0.10 Sanitas software utilized by Groundwater Stats Consulting. UG
Hollow symbols indicate censored values.

Time Series

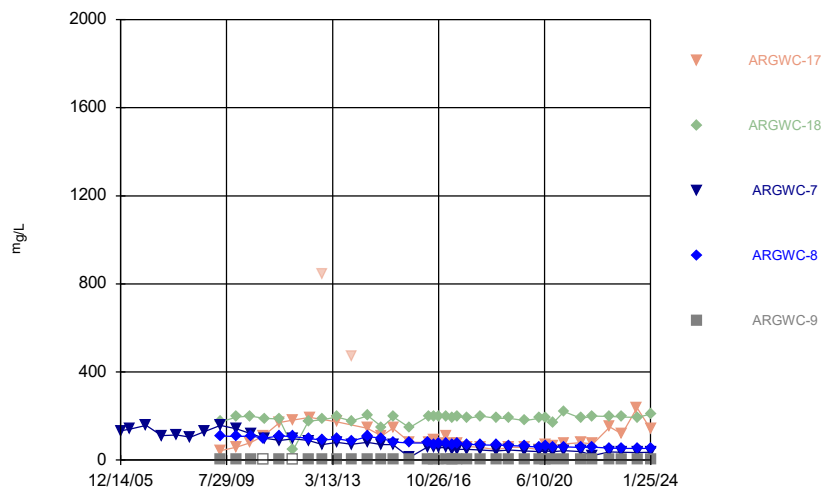

Constituent: Sulfate Analysis Run 3/6/2024 10:12 AM
Plant Arkwright Data: Arkwright No 3

Sanitas™ v.10.0.10 Sanitas software utilized by Groundwater Stats Consulting. UG
Hollow symbols indicate censored values.

Time Series

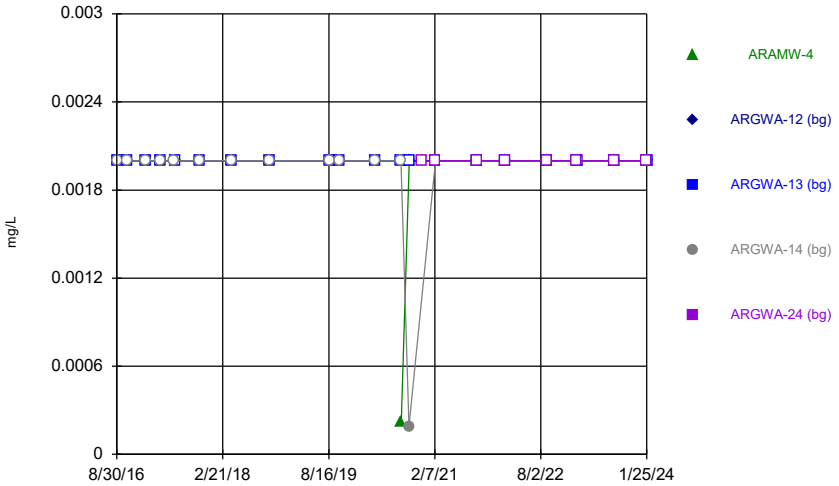

Constituent: Thallium Analysis Run 3/6/2024 10:12 AM
Plant Arkwright Data: Arkwright No 3

Sanitas™ v.10.0.10 Sanitas software utilized by Groundwater Stats Consulting. UG
Hollow symbols indicate censored values.

Time Series

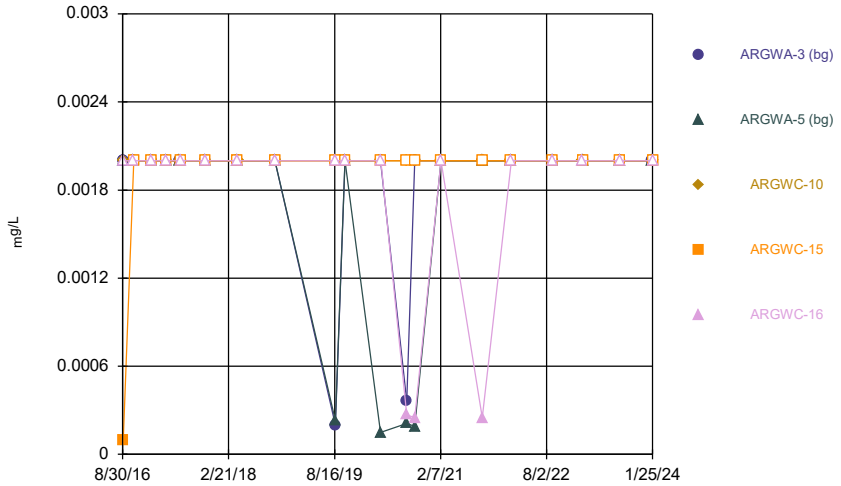

Constituent: Thallium Analysis Run 3/6/2024 10:12 AM
Plant Arkwright Data: Arkwright No 3

Sanitas™ v.10.0.10 Sanitas software utilized by Groundwater Stats Consulting. UG
Hollow symbols indicate censored values.

Time Series

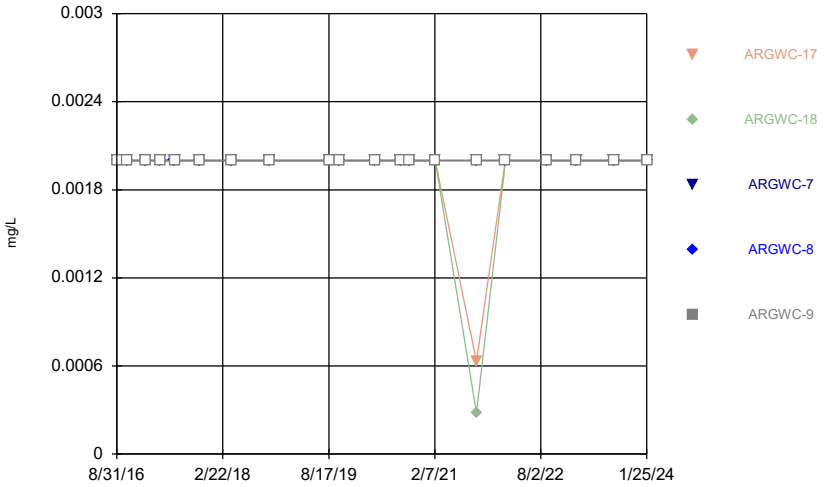

Constituent: Thallium Analysis Run 3/6/2024 10:12 AM
Plant Arkwright Data: Arkwright No 3

Sanitas™ v.10.0.10 Sanitas software utilized by Groundwater Stats Consulting. UG

Time Series

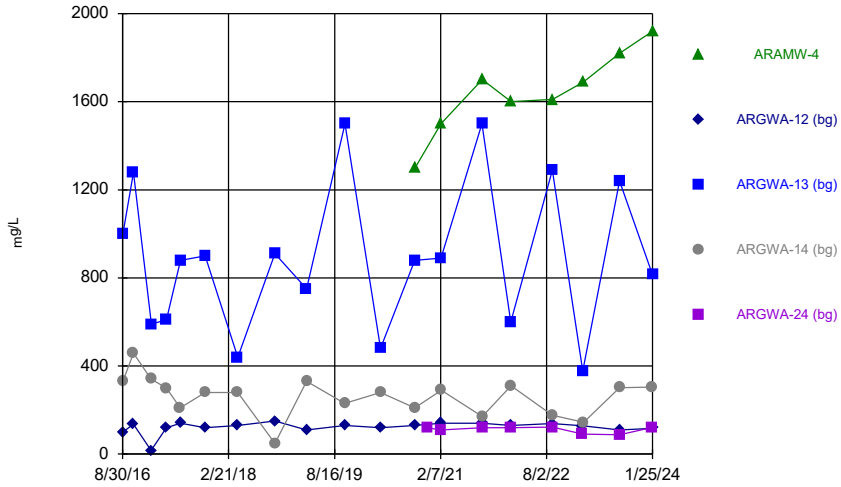

Constituent: Total Dissolved Solids Analysis Run 3/6/2024 10:12 AM
Plant Arkwright Data: Arkwright No 3

Time Series

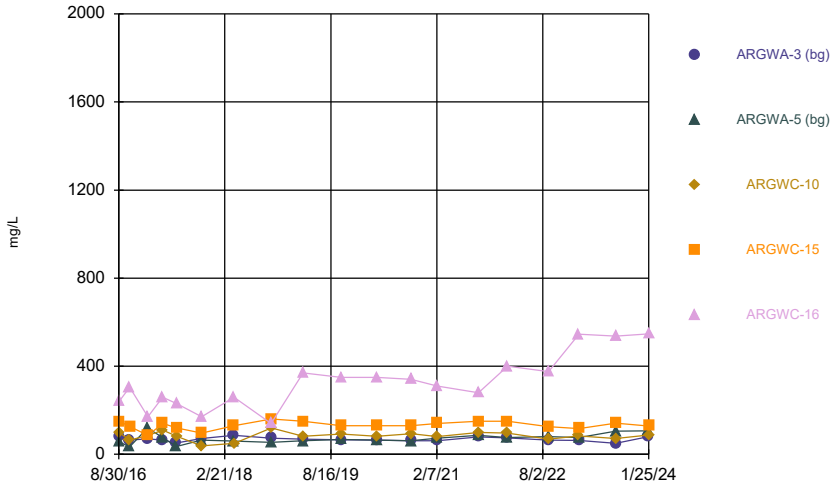

Constituent: Total Dissolved Solids Analysis Run 3/6/2024 10:12 AM

Plant Arkwright Data: Arkwright No 3

Sanitas™ v.10.0.10 Sanitas software utilized by Groundwater Stats Consulting. UG

Time Series

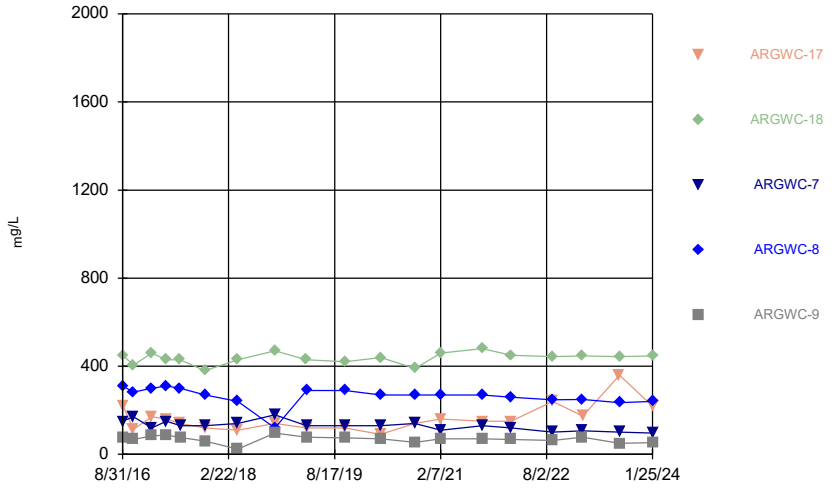

Constituent: Total Dissolved Solids Analysis Run 3/6/2024 10:12 AM

Plant Arkwright Data: Arkwright No 3

Time Series

Constituent: Antimony (mg/L) Analysis Run 3/6/2024 10:12 AM

Plant Arkwright Data: Arkwright No 3

	ARAMW-4	ARGWA-12 (bg)	ARGWA-13 (bg)	ARGWA-14 (bg)	ARGWA-24 (bg)
8/30/2016		<0.003			
8/31/2016			<0.003	0.0017 (J)	
10/24/2016		<0.003			
10/25/2016			<0.003	<0.003	
1/23/2017		<0.003		<0.003	
1/24/2017			<0.003		
4/11/2017		<0.003	<0.003	<0.003	
6/20/2017				<0.003	
6/21/2017		<0.003	<0.003		
10/25/2017		<0.003	<0.003	<0.003	
4/9/2018			<0.003	<0.003	
4/10/2018		<0.003			
10/16/2018		<0.003	<0.003	<0.003	
8/19/2019			<0.003		
8/20/2019		<0.003			
8/21/2019				0.00064 (J)	
10/7/2019				<0.003	
10/8/2019		<0.003	<0.003		
4/6/2020				<0.003	
4/7/2020		<0.003	<0.003		
8/18/2020		<0.003	<0.003		
8/19/2020				<0.003	
8/20/2020	<0.003				
12/1/2020					<0.003
2/9/2021					<0.003
9/7/2021		<0.003	<0.003		
9/8/2021	<0.003			<0.003	<0.003
2/1/2022		<0.003	<0.003		<0.003
2/2/2022	<0.003			<0.003	
8/30/2022		<0.003			
8/31/2022			<0.003	<0.003	<0.003
9/2/2022	<0.003				
2/2/2023		<0.003			<0.003
2/3/2023			<0.003		
2/7/2023	<0.003			<0.003	
8/9/2023	<0.003	<0.003	0.00139 (J)		<0.003
8/10/2023				<0.003	
1/24/2024				<0.003	<0.003
1/25/2024	<0.003	<0.003	<0.003		

ND substitution: RL or RL/2 if <15% NDs.

Time Series

Constituent: Antimony (mg/L) Analysis Run 3/6/2024 10:12 AM

Plant Arkwright Data: Arkwright No 3

	ARGWA-3 (bg)	ARGWA-5 (bg)	ARGWC-10	ARGWC-15	ARGWC-16
8/30/2016		<0.003			
8/31/2016	<0.003				
9/1/2016			<0.003		<0.003
9/2/2016				<0.003	
10/25/2016	<0.003	<0.003	<0.003		<0.003
10/26/2016				<0.003	
1/24/2017	<0.003	<0.003			
1/26/2017				<0.003	<0.003
1/27/2017			<0.003		
4/11/2017	<0.003	<0.003			<0.003
4/12/2017			<0.003	<0.003	
6/20/2017	<0.003	<0.003			
6/21/2017				<0.003	<0.003
6/22/2017			<0.003		
10/25/2017	<0.003	<0.003			
10/26/2017			<0.003	<0.003	<0.003
4/10/2018	<0.003	<0.003		<0.003	<0.003
4/11/2018			<0.003		
10/16/2018	<0.003	<0.003			<0.003
10/17/2018			<0.003	<0.003	
8/20/2019	<0.003	<0.003			<0.003
8/21/2019			<0.003	<0.003	
10/8/2019	<0.003	<0.003		<0.003	
10/9/2019			<0.003		<0.003
4/7/2020	<0.003	<0.003			
4/8/2020			0.00094 (J)	<0.003	<0.003
8/18/2020	<0.003	<0.003			
8/19/2020			<0.003	<0.003	<0.003
9/8/2021	<0.003	<0.003		<0.003	<0.003
9/10/2021			<0.003		
2/1/2022	<0.003	<0.003			
2/2/2022			<0.003		
2/3/2022				<0.003	<0.003
8/30/2022		<0.003			
8/31/2022	<0.003		<0.003	<0.003	<0.003
2/2/2023			<0.003		<0.003
2/3/2023	<0.003	<0.003		<0.003	
8/9/2023	<0.003		<0.003		
8/10/2023		<0.003		<0.003	<0.003
1/24/2024	<0.003	<0.003			
1/25/2024			<0.003	<0.003	<0.003

ND substitution: RL or RL/2 if <15% NDs.

Time Series

Constituent: Antimony (mg/L) Analysis Run 3/6/2024 10:12 AM

Plant Arkwright Data: Arkwright No 3

	ARGWC-17	ARGWC-18	ARGWC-7	ARGWC-8	ARGWC-9
8/31/2016			<0.003	<0.003	<0.003
9/1/2016	<0.003	<0.003			
10/25/2016	<0.003		0.0013 (J)		<0.003
10/26/2016		<0.003		<0.003	
1/26/2017	<0.003		<0.003	<0.003	<0.003
1/27/2017		<0.003			
4/11/2017	<0.003				
4/12/2017		<0.003	<0.003	<0.003	<0.003
6/21/2017	<0.003	<0.003		<0.003	
6/22/2017			<0.003		<0.003
10/25/2017		<0.003	<0.003		<0.003
10/26/2017	<0.003			<0.003	
4/10/2018	<0.003		<0.003		
4/11/2018		<0.003		<0.003	<0.003
10/17/2018	<0.003	<0.003	<0.003	<0.003	<0.003
8/21/2019	<0.003	<0.003	<0.003	<0.003	<0.003
10/9/2019	<0.003	<0.003	<0.003	<0.003	0.00048 (J)
4/8/2020	<0.003		<0.003		
4/9/2020		<0.003		<0.003	<0.003
8/18/2020	<0.003		<0.003		
8/19/2020					<0.003
8/20/2020		<0.003		<0.003	
9/8/2021	<0.003				
9/9/2021		<0.003		<0.003	<0.003
9/10/2021			<0.003		
2/2/2022	<0.003			<0.003	<0.003
2/3/2022		<0.003	<0.003		
8/31/2022			<0.003	<0.003	<0.003
9/2/2022	<0.003	<0.003			
2/2/2023		<0.003	<0.003	<0.003	<0.003
2/3/2023	<0.003				
8/9/2023	<0.003				
8/10/2023		<0.003	<0.003	<0.003	<0.003
1/25/2024	<0.003	<0.003	<0.003	<0.003	<0.003

ND substitution: RL or RL/2 if <15% NDs.

Time Series

Constituent: Arsenic (mg/L) Analysis Run 3/6/2024 10:12 AM

Plant Arkwright Data: Arkwright No 3

	ARAMW-4	ARGWA-12 (bg)	ARGWA-13 (bg)	ARGWA-14 (bg)	ARGWA-24 (bg)
5/6/2009		<0.005			
5/7/2009			0.0013		
12/3/2009		<0.005	<0.005		
5/25/2010		<0.005	<0.005		
6/2/2010				<0.005	
11/9/2010		<0.005			
11/10/2010			<0.005	<0.005	
5/19/2011				<0.005	
5/24/2011		<0.005			
5/25/2011			<0.005		
11/9/2011				<0.005	
11/10/2011		<0.005	<0.005		
5/18/2012		<0.005			
5/30/2012			<0.005	0.0026 (J)	
11/9/2012		<0.005	<0.005		
11/11/2012				<0.005	
5/8/2013		<0.005			
5/9/2013			<0.005	<0.005	
11/6/2013		<0.005			
11/11/2013			<0.005	<0.005	
5/20/2014		<0.005			
5/21/2014			<0.005		
5/29/2014				0.005 (J)	
11/18/2014		<0.005	<0.005		
11/19/2014				<0.005	
4/7/2015			<0.005		
4/14/2015		<0.005		<0.005	
10/28/2015			<0.005		
10/29/2015		<0.005			
11/4/2015				<0.005	
6/23/2016		<0.005	<0.005	0.0026	
8/30/2016		<0.005			
8/31/2016			<0.005	0.0032	
10/24/2016		<0.005			
10/25/2016			<0.005	<0.005	
1/23/2017		<0.005		0.00088 (J)	
1/24/2017			<0.005		
4/11/2017		0.00076 (J)	0.00063 (J)	0.00095 (J)	
6/20/2017				0.00099 (J)	
6/21/2017		<0.005	<0.005		
10/25/2017		<0.005	<0.005	<0.005	
4/9/2018			<0.005	<0.005	
4/10/2018		<0.005			
10/16/2018		<0.005	0.00055 (J)	0.00083 (J)	
3/26/2019			0.00089 (J)		
3/27/2019		0.00049 (J)		0.0013	
8/19/2019			0.00045 (J)		
8/20/2019		0.00046 (J)			
8/21/2019				0.0013	
10/7/2019				0.00045 (J)	
10/8/2019		<0.005	<0.005		
4/6/2020				<0.005	

ND substitution: RL or RL/2 if <15% NDs.

Time Series

Constituent: Arsenic (mg/L) Analysis Run 3/6/2024 10:12 AM

Plant Arkwright Data: Arkwright No 3

	ARAMW-4	ARGWA-12 (bg)	ARGWA-13 (bg)	ARGWA-14 (bg)	ARGWA-24 (bg)
4/7/2020		<0.005	<0.005		
8/18/2020		<0.005	<0.005		
8/19/2020				<0.005	
8/20/2020	0.00034 (J)				
9/29/2020		<0.005	<0.005	0.00038 (J)	
9/30/2020	0.00039 (J)				
12/1/2020					<0.005
2/9/2021		<0.005	<0.005		<0.005
2/10/2021	<0.005				
2/11/2021				<0.005	
9/7/2021		<0.005	<0.005		
9/8/2021	<0.005			0.00034 (J)	<0.005
2/1/2022		<0.005	<0.005		<0.005
2/2/2022	0.00035 (J)			0.00033 (J)	
8/30/2022		<0.005			
8/31/2022			<0.005	<0.005	<0.005
9/2/2022	0.00339 (J)				
2/2/2023		<0.005			<0.005
2/3/2023			<0.005		
2/7/2023	<0.005			<0.005	
8/9/2023	0.00241 (J)	<0.005	<0.005		<0.005
8/10/2023				0.00349 (J)	
1/24/2024				<0.005	<0.005
1/25/2024	<0.005	<0.005	<0.005		

Time Series

Constituent: Arsenic (mg/L) Analysis Run 3/6/2024 10:12 AM

Plant Arkwright Data: Arkwright No 3

	ARGWA-3 (bg)	ARGWA-5 (bg)	ARGWC-10	ARGWC-15	ARGWC-16
12/16/1997	0.002	<0.005			
6/30/1998	0.0006	<0.005			
12/2/1998	0.0007	<0.005			
6/8/1999	<0.005	<0.005			
12/7/1999	<0.005	<0.005			
6/15/2000	<0.005	<0.005			
12/12/2000	0.000475	0.00032			
12/5/2001	<0.005	0.0003			
6/26/2002	0.000431	0.000939			
12/3/2002	<0.005	<0.005			
6/11/2003	<0.005	<0.005			
12/10/2003	<0.005	<0.005			
6/15/2004	<0.005	<0.005			
12/14/2004	<0.005	<0.005			
6/2/2005	<0.005	<0.005			
12/14/2005	<0.005	<0.005			
4/5/2006	<0.005	<0.005			
10/30/2006	<0.005	<0.005			
5/10/2007	0.0044	<0.005			
11/17/2007	<0.005	<0.005			
5/3/2008	<0.005	<0.005			
10/22/2008	<0.005	<0.005			
5/5/2009				<0.005	
5/6/2009		<0.005			
5/7/2009	0.0028				
5/12/2009					0.003 (o)
5/13/2009			0.0042 (o)		
12/1/2009		<0.005			
12/3/2009			<0.005		
12/4/2009	<0.005			<0.005	
12/5/2009					<0.005
5/25/2010		<0.005			
5/26/2010			<0.005		<0.005
6/1/2010	<0.005			<0.005	
11/9/2010		<0.005	<0.005		<0.005
11/10/2010	<0.005			<0.005	
5/19/2011			<0.005		
5/24/2011		<0.005			<0.005
5/25/2011	<0.005			<0.005	
11/9/2011				<0.005	
11/10/2011		<0.005			
11/11/2011			<0.005		
11/12/2011	<0.005				<0.005
5/17/2012			<0.005		
5/18/2012		<0.005			
5/30/2012					<0.005
5/31/2012	<0.005			<0.005	
11/9/2012		<0.005	<0.005		<0.005
11/10/2012				<0.005	
11/11/2012	<0.005				
5/7/2013			<0.005		
5/8/2013		<0.005			

ND substitution: RL or RL/2 if <15% NDs.

Time Series

Constituent: Arsenic (mg/L) Analysis Run 3/6/2024 10:12 AM

Plant Arkwright Data: Arkwright No 3

	ARGWA-3 (bg)	ARGWA-5 (bg)	ARGWC-10	ARGWC-15	ARGWC-16
5/13/2013	<0.005			<0.005	<0.005
11/6/2013		<0.005	<0.005		<0.005
11/12/2013	<0.005			<0.005	
5/20/2014		<0.005	<0.005		
5/21/2014					<0.005
5/28/2014				<0.005	
5/29/2014	<0.005				
11/17/2014		<0.005			<0.005
11/18/2014			<0.005		
11/20/2014				<0.005	
4/7/2015		<0.005	<0.005		<0.005
4/14/2015	<0.005			<0.005	
10/28/2015		<0.005	<0.005		<0.005
11/3/2015	<0.005			<0.005	
6/23/2016	<0.005	<0.005	<0.005	<0.005	
6/24/2016					<0.005
8/30/2016		<0.005			
8/31/2016	<0.005				
9/1/2016			<0.005		<0.005
9/2/2016				0.00062 (J)	
10/25/2016	<0.005	<0.005	<0.005		<0.005
10/26/2016				<0.005	
1/24/2017	<0.005	<0.005			
1/26/2017				<0.005	<0.005
1/27/2017			<0.005		
4/11/2017	0.00067 (J)	0.00077 (J)			0.00067 (J)
4/12/2017			<0.005	<0.005	
6/20/2017	0.00064 (J)	0.00052 (J)			
6/21/2017				<0.005	<0.005
6/22/2017			<0.005		
10/25/2017	<0.005	<0.005			
10/26/2017			<0.005	<0.005	<0.005
4/10/2018	<0.005	<0.005		<0.005	<0.005
4/11/2018			<0.005		
10/16/2018	<0.005	<0.005			<0.005
10/17/2018			<0.005	<0.005	
3/27/2019	0.00055 (J)	0.00055 (J)		<0.005	
3/28/2019			0.0011 (J)		0.00057 (J)
8/20/2019	0.00045 (J)	0.00058 (J)			<0.005
8/21/2019			0.0004 (J)	0.00036 (J)	
10/8/2019	<0.005	<0.005		<0.005	
10/9/2019			0.0019		0.001
4/7/2020	<0.005	<0.005			
4/8/2020			<0.005	<0.005	<0.005
8/18/2020	<0.005	<0.005			
8/19/2020			<0.005	<0.005	<0.005
9/29/2020	<0.005	<0.005		<0.005	<0.005
10/1/2020			<0.005		
2/9/2021	<0.005	<0.005	<0.005	<0.005	<0.005
9/8/2021	<0.005	<0.005		<0.005	0.00031 (J)
9/10/2021			<0.005		
2/1/2022	<0.005	<0.005			

ND substitution: RL or RL/2 if <15% NDs.

Time Series

Constituent: Arsenic (mg/L) Analysis Run 3/6/2024 10:12 AM

Plant Arkwright Data: Arkwright No 3

	ARGWA-3 (bg)	ARGWA-5 (bg)	ARGWC-10	ARGWC-15	ARGWC-16
2/2/2022			<0.005		
2/3/2022				<0.005	<0.005
8/30/2022		<0.005			
8/31/2022	<0.005		<0.005	<0.005	<0.005
2/2/2023			<0.005		<0.005
2/3/2023	<0.005	<0.005		<0.005	
8/9/2023	<0.005		<0.005		
8/10/2023		0.00593		0.0024 (J)	0.00431 (J)
1/24/2024	<0.005	<0.005			
1/25/2024			<0.005	<0.005	<0.005

ND substitution: RL or RL/2 if <15% NDs.

Time Series

Constituent: Arsenic (mg/L) Analysis Run 3/6/2024 10:12 AM

Plant Arkwright Data: Arkwright No 3

	ARGWC-17	ARGWC-18	ARGWC-7	ARGWC-8	ARGWC-9
12/14/2005			<0.005		
4/5/2006			<0.005		
10/30/2006			<0.005		
5/10/2007			<0.005		
11/17/2007			<0.005		
5/2/2008			<0.005		
10/22/2008			<0.005		
5/12/2009	<0.005	0.0025 (o)			
5/13/2009					0.0034 (o)
5/14/2009			<0.005	<0.005	
12/1/2009			<0.005		
12/3/2009				<0.005	<0.005
12/4/2009	<0.005	<0.005			
5/25/2010	<0.005	<0.005			
5/26/2010			<0.005	<0.005	<0.005
11/9/2010	<0.005			<0.005	<0.005
11/10/2010		<0.005	<0.005		
5/18/2011				<0.005	
5/19/2011		<0.005			<0.005
5/24/2011	<0.005				
5/25/2011			<0.005		
11/11/2011			<0.005	<0.005	<0.005
11/12/2011	<0.005	<0.005			
5/17/2012		<0.005	<0.005	<0.005	<0.005
5/30/2012	<0.005				
11/9/2012	0.01 (o)		<0.005	<0.005	<0.005
11/10/2012		<0.005			
5/7/2013		<0.005		<0.005	<0.005
5/8/2013	<0.005		<0.005		
11/5/2013		<0.005	<0.005	<0.005	
11/6/2013	<0.005				<0.005
5/20/2014	<0.005				
5/21/2014			<0.005	<0.005	<0.005
5/28/2014		<0.005			
11/17/2014	<0.005		<0.005		
11/18/2014				<0.005	<0.005
11/19/2014		<0.005			
4/7/2015	<0.005		<0.005	<0.005	<0.005
4/15/2015		<0.005			
10/28/2015	<0.005		<0.005	<0.005	<0.005
10/29/2015		<0.005			
6/23/2016			<0.005	<0.005	<0.005
6/24/2016	<0.005	<0.005			
8/31/2016			<0.005	<0.005	<0.005
9/1/2016	<0.005	<0.005			
10/25/2016	<0.005		<0.005		<0.005
10/26/2016		<0.005		<0.005	
1/26/2017	<0.005		<0.005	<0.005	<0.005
1/27/2017		<0.005			
4/11/2017	0.00084 (J)				
4/12/2017		<0.005	0.00078 (J)	0.00072 (J)	<0.005
6/21/2017	<0.005	<0.005		<0.005	

ND substitution: RL or RL/2 if <15% NDs.

Time Series

Constituent: Arsenic (mg/L) Analysis Run 3/6/2024 10:12 AM

Plant Arkwright Data: Arkwright No 3

	ARGWC-17	ARGWC-18	ARGWC-7	ARGWC-8	ARGWC-9
6/22/2017			<0.005		<0.005
10/25/2017		<0.005	<0.005		<0.005
10/26/2017	0.00087 (J)			<0.005	
4/10/2018	<0.005		<0.005		
4/11/2018		<0.005		<0.005	<0.005
10/17/2018	<0.005	0.00066 (J)	<0.005	0.00063 (J)	<0.005
3/27/2019		<0.005			
3/28/2019	<0.005		<0.005	<0.005	0.00051 (J)
8/21/2019	0.00044 (J)	0.00033 (J)	<0.005	0.00036 (J)	<0.005
10/9/2019	0.0015	0.0016	0.0015	0.0014	0.0011
4/8/2020	<0.005		<0.005		
4/9/2020		<0.005		<0.005	<0.005
8/18/2020	<0.005		<0.005		
8/19/2020					<0.005
8/20/2020		<0.005		<0.005	
9/29/2020	<0.005		<0.005		
9/30/2020		<0.005			
10/1/2020				<0.005	<0.005
2/9/2021	<0.005				
2/10/2021		<0.005	<0.005	<0.005	<0.005
9/8/2021	0.00039 (J)				
9/9/2021		0.0004 (J)		<0.005	<0.005
9/10/2021			<0.005		
2/2/2022	0.00044 (J)			<0.005	<0.005
2/3/2022		<0.005	<0.005		
8/31/2022			<0.005	<0.005	<0.005
9/2/2022	<0.005	<0.005			
2/2/2023		<0.005	<0.005	<0.005	<0.005
2/3/2023	<0.005				
8/9/2023	<0.005				
8/10/2023		<0.005	0.0048 (J)	0.00337 (J)	0.00457 (J)
1/25/2024	<0.005	<0.005	<0.005	<0.005	<0.005

ND substitution: RL or RL/2 if <15% NDs.

Time Series

Constituent: Barium (mg/L) Analysis Run 3/6/2024 10:12 AM

Plant Arkwright Data: Arkwright No 3

	ARAMW-4	ARGWA-12 (bg)	ARGWA-13 (bg)	ARGWA-14 (bg)	ARGWA-24 (bg)
5/6/2009		0.065			
5/7/2009			0.068		
12/3/2009		0.062	0.044		
5/25/2010		0.038 (o)	0.049		
6/2/2010				0.046	
11/9/2010		0.059			
11/10/2010			0.052	0.057	
5/19/2011				0.048	
5/24/2011		0.054			
5/25/2011			0.045		
11/9/2011				0.045	
11/10/2011		0.063	0.11		
5/18/2012		0.0646			
5/30/2012			0.0831	0.0519	
11/9/2012		0.081	0.13		
11/11/2012				0.051	
5/8/2013		0.066			
5/9/2013			0.059	0.056	
11/6/2013		0.074			
11/11/2013			0.12	0.041	
5/20/2014		0.057			
5/21/2014			0.073		
5/29/2014				0.051	
11/18/2014		0.069	0.072		
11/19/2014				0.051	
4/7/2015			0.06		
4/14/2015		0.067		0.043	
10/28/2015			0.057		
10/29/2015		0.069			
11/4/2015				0.042	
6/23/2016		0.063	0.036	0.084	
8/30/2016		0.062			
8/31/2016			0.041	0.076	
10/24/2016		0.0674			
10/25/2016			0.0429	0.039	
1/23/2017		0.069		0.044	
1/24/2017			0.025		
4/11/2017		0.064	0.024	0.038	
6/20/2017				0.057	
6/21/2017		0.074	0.034		
10/25/2017		0.07	0.03	0.05	
4/9/2018			0.023	0.049	
4/10/2018		0.073			
10/16/2018		0.069	0.028	0.06	
3/26/2019			0.029		
3/27/2019		0.063		0.054	
8/19/2019			0.035		
8/20/2019		0.075			
8/21/2019				0.031	
10/7/2019				0.033	
10/8/2019		0.078	0.042		
4/6/2020				0.051	

Time Series

Constituent: Barium (mg/L) Analysis Run 3/6/2024 10:12 AM

Plant Arkwright Data: Arkwright No 3

	ARAMW-4	ARGWA-12 (bg)	ARGWA-13 (bg)	ARGWA-14 (bg)	ARGWA-24 (bg)
4/7/2020		0.066	0.021		
8/18/2020		0.079	0.025		
8/19/2020				0.041	
8/20/2020	0.053				
9/29/2020		0.079	0.024	0.062	
9/30/2020	0.053				
12/1/2020					0.038
2/9/2021		0.076	0.022		0.036
2/10/2021	0.042				
2/11/2021				0.066	
9/7/2021		0.073	0.031		
9/8/2021	0.037			0.037	0.039
2/1/2022		0.079	0.018		0.04
2/2/2022	0.036			0.062	
8/30/2022		0.085			
8/31/2022			0.0262	0.074	0.0412
9/2/2022	0.0374				
2/2/2023		0.087			0.0392
2/3/2023			0.0166		
2/7/2023	0.0364			0.0376	
8/9/2023	0.0372	0.1	0.0299		0.039
8/10/2023				0.0465	
1/24/2024				0.093	0.0369
1/25/2024	0.0343	0.0833	0.0221		

Time Series

Constituent: Barium (mg/L) Analysis Run 3/6/2024 10:12 AM

Plant Arkwright Data: Arkwright No 3

	ARGWA-3 (bg)	ARGWA-5 (bg)	ARGWC-10	ARGWC-15	ARGWC-16
12/16/1997	2.12 (o)	0.032			
6/30/1998	0.177	0.028			
12/2/1998	0.115	0.032			
6/8/1999	0.074	0.0287			
12/7/1999	0.043	0.034			
6/15/2000	0.113	0.034			
12/12/2000	0.059	0.027			
12/5/2001	0.052	0.027			
6/26/2002	0.087	0.032			
12/3/2002	0.043	0.023			
6/11/2003	0.24	0.04			
12/10/2003	0.03	0.024			
6/15/2004	0.028	0.021			
12/14/2004	0.017	0.025			
6/2/2005	0.019	0.025			
12/14/2005	0.02	0.026			
4/5/2006	0.019	0.027			
10/30/2006	<0.001 (o)	0.027			
5/10/2007	0.017	0.024			
11/17/2007	0.015	0.026			
5/3/2008	0.017	0.022			
10/22/2008	0.11	0.027			
5/5/2009				0.042	
5/6/2009		0.023			
5/7/2009	0.13				
5/12/2009					0.16 (o)
5/13/2009			0.15 (o)		
12/1/2009		0.033			
12/3/2009			0.03		
12/4/2009	0.019			0.051	
12/5/2009					0.062
5/25/2010		0.03			
5/26/2010			0.029		0.065
6/1/2010	0.027			0.055	
11/9/2010		0.033	0.029		0.065
11/10/2010	0.025			0.041	
5/19/2011			0.027		
5/24/2011		0.027			0.062
5/25/2011	0.015			0.035	
11/9/2011				0.035	
11/10/2011		0.032			
11/11/2011			0.031		
11/12/2011	0.021				0.067
5/17/2012			0.0299		
5/18/2012		0.0311			
5/30/2012					0.0767
5/31/2012	0.0222			0.0372	
11/9/2012		0.034	0.03		0.093
11/10/2012				0.044	
11/11/2012	0.022				
5/7/2013			0.028		
5/8/2013		0.026			

Time Series

Constituent: Barium (mg/L) Analysis Run 3/6/2024 10:12 AM

Plant Arkwright Data: Arkwright No 3

	ARGWA-3 (bg)	ARGWA-5 (bg)	ARGWC-10	ARGWC-15	ARGWC-16
5/13/2013	0.019			0.2 (o)	0.093
11/6/2013		0.028	0.033		0.068
11/12/2013	0.025			0.035	
5/20/2014		0.027	0.029		
5/21/2014					0.072
5/28/2014				0.038	
5/29/2014	0.024				
11/17/2014		0.029			0.05
11/18/2014			0.029		
11/20/2014				0.037	
4/7/2015		0.024	0.028		0.055
4/14/2015	0.022			0.035	
10/28/2015		0.028	0.029		0.054
11/3/2015	0.022			0.038	
6/23/2016	0.019	0.025	0.028	0.028	
6/24/2016					0.056
8/30/2016		0.026			
8/31/2016	0.018				
9/1/2016			0.027		0.051
9/2/2016				0.074	
10/25/2016	0.016	0.0293	0.0296		0.0637
10/26/2016				0.0408	
1/24/2017	0.017	0.028			
1/26/2017				0.038	0.055
1/27/2017			0.035		
4/11/2017	0.016	0.024			0.055
4/12/2017			0.031	0.03	
6/20/2017	0.02	0.027			
6/21/2017				0.028	0.054
6/22/2017			0.035		
10/25/2017	0.019	0.03			
10/26/2017			0.032	0.029	0.046
4/10/2018	0.019	0.028		0.032	0.056
4/11/2018			0.034		
10/16/2018	0.018	0.027			0.039
10/17/2018			0.031	0.028	
3/27/2019	0.019	0.024		0.032	
3/28/2019			0.031		0.054
8/20/2019	0.02	0.029			0.046
8/21/2019			0.035	0.033	
10/8/2019	0.02	0.03		0.031	
10/9/2019			0.031		0.057
4/7/2020	0.018	0.02			
4/8/2020			0.031	0.03	0.042
8/18/2020	0.021	0.031			
8/19/2020			0.034	0.028	0.045
9/29/2020	0.019	0.03		0.03	0.042
10/1/2020			0.032		
2/9/2021	0.017	0.028	0.031	0.029	0.044
9/8/2021	0.018	0.033		0.043	0.035
9/10/2021			0.031		
2/1/2022	0.018	0.033			

Time Series

Constituent: Barium (mg/L) Analysis Run 3/6/2024 10:12 AM

Plant Arkwright Data: Arkwright No 3

	ARGWA-3 (bg)	ARGWA-5 (bg)	ARGWC-10	ARGWC-15	ARGWC-16
2/2/2022			0.034		
2/3/2022				0.03	0.047
8/30/2022		0.0446			
8/31/2022	0.0181		0.0345	0.0325	0.0383
2/2/2023			0.034		0.0468
2/3/2023	0.0177	0.0484		0.0287	
8/9/2023	0.0191		0.0363		
8/10/2023		0.0638		0.037	0.0381
1/24/2024	0.0178	0.0621			
1/25/2024			0.0373	0.0325	0.0476

Time Series

Constituent: Barium (mg/L) Analysis Run 3/6/2024 10:12 AM

Plant Arkwright Data: Arkwright No 3

	ARGWC-17	ARGWC-18	ARGWC-7	ARGWC-8	ARGWC-9
12/14/2005			0.027		
4/5/2006			0.029		
10/30/2006			0.028		
5/10/2007			0.025		
11/17/2007			0.026		
5/2/2008			0.026		
10/22/2008			0.033		
5/12/2009	0.048	0.055			
5/13/2009					0.14 (o)
5/14/2009			0.035	0.039	
12/1/2009			0.031		
12/3/2009				0.036	0.032
12/4/2009	0.055	0.036			
5/25/2010	0.063	0.033			
5/26/2010			0.025	0.036	0.031
11/9/2010	0.11			0.038	0.03
11/10/2010		0.038	0.027		
5/18/2011				0.032	
5/19/2011		0.028			0.028
5/24/2011	0.11				
5/25/2011			0.022		
11/11/2011			0.027	0.036	0.032
11/12/2011	0.086	0.092 (o)			
5/17/2012		0.0427	0.0265	0.0353	0.0319
5/30/2012	0.0586				
11/9/2012	0.4 (o)		0.028	0.038	0.036
11/10/2012		0.038			
5/7/2013		0.03		0.037	0.035
5/8/2013	0.054		0.026		
11/5/2013		0.087 (o)	0.027	0.037	
11/6/2013	0.043				0.043
5/20/2014	0.051				
5/21/2014			0.028	0.037	0.042
5/28/2014		0.032			
11/17/2014	0.049		0.031		
11/18/2014				0.038	0.044
11/19/2014		0.058			
4/7/2015	0.043		0.029	0.045	0.043
4/15/2015		0.039			
10/28/2015	0.047		0.032	0.042	0.045
10/29/2015		0.04			
6/23/2016			0.031	0.039	0.043
6/24/2016	0.044	0.034			
8/31/2016			0.03	0.037	0.042
9/1/2016	0.046	0.033			
10/25/2016	0.0436		0.0317		0.0455
10/26/2016		0.0339		0.0423	
1/26/2017	0.051		0.035	0.046	0.048
1/27/2017		0.037			
4/11/2017	0.043				
4/12/2017		0.032	0.034	0.041	0.045
6/21/2017	0.043	0.036		0.049	

Time Series

Constituent: Barium (mg/L) Analysis Run 3/6/2024 10:12 AM

Plant Arkwright Data: Arkwright No 3

	ARGWC-17	ARGWC-18	ARGWC-7	ARGWC-8	ARGWC-9
6/22/2017			0.038		0.055
10/25/2017		0.041	0.038		0.049
10/26/2017	0.038			0.046	
4/10/2018	0.046		0.038		
4/11/2018		0.04		0.048	0.052
10/17/2018	0.043	0.039	0.038	0.045	0.046
3/27/2019		0.033			
3/28/2019	0.045		0.038	0.045	0.047
8/21/2019	0.05	0.036	0.041	0.052	0.045
10/9/2019	0.049	0.039	0.046	0.049	0.041
4/8/2020	0.045		0.039		
4/9/2020		0.041		0.045	0.044
8/18/2020	0.062		0.044		
8/19/2020					0.046
8/20/2020		0.041		0.053	
9/29/2020	0.056		0.042		
9/30/2020		0.041			
10/1/2020				0.052	0.045
2/9/2021	0.051				
2/10/2021		0.038	0.041	0.049	0.038
9/8/2021	0.058				
9/9/2021		0.046		0.051	0.038
9/10/2021			0.045		
2/2/2022	0.062			0.059	0.04
2/3/2022		0.043	0.051		
8/31/2022			0.0505	0.0571	0.0391
9/2/2022	0.0727	0.0369			
2/2/2023		0.0387	0.0518	0.0554	0.0391
2/3/2023	0.0572				
8/9/2023	0.0861				
8/10/2023		0.0415	0.054	0.0603	0.0401
1/25/2024	0.0519	0.0404	0.0563	0.0641	0.0414

Time Series

Constituent: Beryllium (mg/L) Analysis Run 3/6/2024 10:12 AM

Plant Arkwright Data: Arkwright No 3

	ARAMW-4	ARGWA-12 (bg)	ARGWA-13 (bg)	ARGWA-14 (bg)	ARGWA-24 (bg)
8/30/2016		<0.0005			
8/31/2016			<0.0005	<0.0005	
10/24/2016		<0.0005			
10/25/2016			<0.0005	<0.0005	
1/23/2017		<0.0005		<0.0005	
1/24/2017			<0.0005		
4/11/2017		<0.0005	<0.0005	<0.0005	
6/20/2017				<0.0005	
6/21/2017		<0.0005	<0.0005		
10/25/2017		<0.0005	<0.0005	<0.0005	
4/9/2018			<0.0005	<0.0005	
4/10/2018		<0.0005			
10/16/2018		<0.0005	<0.0005	<0.0005	
8/19/2019			<0.0005		
8/20/2019		<0.0005			
8/21/2019				<0.0005	
10/7/2019				<0.0005	
10/8/2019		<0.0005	<0.0005		
4/6/2020				<0.0005	
4/7/2020		<0.0005	<0.0005		
8/18/2020		<0.0005	<0.0005		
8/19/2020				<0.0005	
8/20/2020	<0.0005				
9/29/2020		<0.0005	<0.0005	<0.0005	
9/30/2020	<0.0005				
12/1/2020					<0.0005
2/9/2021		<0.0005	<0.0005		<0.0005
2/10/2021	<0.0005				
2/11/2021				<0.0005	
9/7/2021		<0.0005	<0.0005		
9/8/2021	<0.0005			<0.0005	<0.0005
2/1/2022		<0.0005	<0.0005		<0.0005
2/2/2022	<0.0005			<0.0005	
8/30/2022		<0.0005			
8/31/2022			<0.0005	<0.0005	<0.0005
9/2/2022	<0.0005				
2/2/2023		<0.0005			<0.0005
2/3/2023			<0.0005		
2/7/2023	<0.0005			<0.0005	
8/9/2023	<0.0005	<0.0005	<0.0005		<0.0005
8/10/2023				<0.0005	
1/24/2024				<0.0005	<0.0005
1/25/2024	<0.0005	<0.0005	<0.0005		

ND substitution: RL or RL/2 if <15% NDs.

Time Series

Constituent: Beryllium (mg/L) Analysis Run 3/6/2024 10:12 AM

Plant Arkwright Data: Arkwright No 3

	ARGWA-3 (bg)	ARGWA-5 (bg)	ARGWC-10	ARGWC-15	ARGWC-16
8/30/2016		<0.0005			
8/31/2016	<0.0005				
9/1/2016			<0.0005		<0.0005
9/2/2016				<0.0005	
10/25/2016	<0.0005	<0.0005	<0.0005		<0.0005
10/26/2016				<0.0005	
1/24/2017	<0.0005	<0.0005			
1/26/2017				<0.0005	<0.0005
1/27/2017			<0.0005		
4/11/2017	<0.0005	<0.0005			<0.0005
4/12/2017			<0.0005	<0.0005	
6/20/2017	<0.0005	<0.0005			
6/21/2017				<0.0005	<0.0005
6/22/2017			<0.0005		
10/25/2017	<0.0005	<0.0005			
10/26/2017			<0.0005	<0.0005	<0.0005
4/10/2018	<0.0005	<0.0005		<0.0005	<0.0005
4/11/2018			<0.0005		
10/16/2018	<0.0005	<0.0005			<0.0005
10/17/2018			<0.0005	<0.0005	
8/20/2019	0.00025 (J)	0.00035 (J)			<0.0005
8/21/2019			<0.0005	<0.0005	
10/8/2019	<0.0005	0.00041 (J)		<0.0005	
10/9/2019			<0.0005		0.00027 (J)
4/7/2020	<0.0005	<0.0005			
4/8/2020			<0.0005	<0.0005	<0.0005
8/18/2020	<0.0005	<0.0005			
8/19/2020			<0.0005	<0.0005	<0.0005
9/29/2020	<0.0005	<0.0005		<0.0005	<0.0005
10/1/2020			<0.0005		
2/9/2021	<0.0005	<0.0005	<0.0005	<0.0005	<0.0005
9/8/2021	<0.0005	<0.0005		<0.0005	<0.0005
9/10/2021			<0.0005		
2/1/2022	<0.0005	<0.0005			
2/2/2022			<0.0005		
2/3/2022				<0.0005	<0.0005
8/30/2022		<0.0005			
8/31/2022	<0.0005		<0.0005	<0.0005	<0.0005
2/2/2023			<0.0005		<0.0005
2/3/2023	<0.0005	<0.0005		<0.0005	
8/9/2023	<0.0005		<0.0005		
8/10/2023		<0.0005		<0.0005	<0.0005
1/24/2024	<0.0005	<0.0005			
1/25/2024			<0.0005	<0.0005	<0.0005

ND substitution: RL or RL/2 if <15% NDs.

Time Series

Constituent: Beryllium (mg/L) Analysis Run 3/6/2024 10:12 AM

Plant Arkwright Data: Arkwright No 3

	ARGWC-17	ARGWC-18	ARGWC-7	ARGWC-8	ARGWC-9
8/31/2016			<0.0005	<0.0005	<0.0005
9/1/2016	0.00034 (J)	<0.0005			
10/25/2016	0.0002 (J)		0.0001 (J)		<0.0005
10/26/2016		<0.0005		<0.0005	
1/26/2017	<0.0025		<0.0005	<0.0005	<0.0005
1/27/2017		<0.0005			
4/11/2017	<0.0025				
4/12/2017		<0.0005	<0.0005	<0.0005	<0.0005
6/21/2017	<0.0025	<0.0005		<0.0005	
6/22/2017			<0.0005		<0.0005
10/25/2017		<0.0005	<0.0005		<0.0005
10/26/2017	<0.0025			<0.0005	
4/10/2018	<0.0025		<0.0005		
4/11/2018		<0.0005		<0.0005	<0.0005
10/17/2018	<0.0025	<0.0005	<0.0005	<0.0005	<0.0005
8/21/2019	0.00025 (J)	<0.0005	<0.0005	<0.0005	<0.0005
10/9/2019	0.00076 (J)	0.00034 (J)	0.00041 (J)	0.00047 (J)	0.00037 (J)
4/8/2020	0.00025 (J)		<0.0005		
4/9/2020		<0.0005		<0.0005	<0.0005
8/18/2020	0.00039 (J)		<0.0005		
8/19/2020					<0.0005
8/20/2020		<0.0005		<0.0005	
9/29/2020	0.0004 (J)		<0.0005		
9/30/2020		<0.0005			
10/1/2020				<0.0005	<0.0005
2/9/2021	<0.0025				
2/10/2021		<0.0005	<0.0005	<0.0005	<0.0005
9/8/2021	0.00037 (J)				
9/9/2021		<0.0005		<0.0005	<0.0005
9/10/2021			<0.0005		
2/2/2022	0.00051 (J)			<0.0005	<0.0005
2/3/2022		<0.0005	<0.0005		
8/31/2022			<0.0005	<0.0005	<0.0005
9/2/2022	0.000417 (J)	<0.0005			
2/2/2023		<0.0005	<0.0005	<0.0005	<0.0005
2/3/2023	0.00044 (J)				
8/9/2023	0.00049 (J)				
8/10/2023		<0.0005	<0.0005	<0.0005	<0.0005
1/25/2024	0.000379 (J)	<0.0005	<0.0005	<0.0005	<0.0005

ND substitution: RL or RL/2 if <15% NDs.

Time Series

Constituent: Boron (mg/L) Analysis Run 3/6/2024 10:12 AM

Plant Arkwright Data: Arkwright No 3

	ARAMW-4	ARGWA-12 (bg)	ARGWA-13 (bg)	ARGWA-14 (bg)	ARGWA-24 (bg)
8/30/2016		0.032 (J)			
8/31/2016			0.1	0.04 (J)	
10/24/2016		0.0406 (J)			
10/25/2016			0.204	0.065 (J)	
1/23/2017		0.023 (J)		0.031 (J)	
1/24/2017			0.064		
4/11/2017		0.025 (J)	0.081	0.043 (J)	
6/20/2017				0.029 (J)	
6/21/2017		<0.08	0.13		
10/25/2017		0.028 (J)	0.17	0.041 (J)	
4/9/2018			0.059	0.04 (J)	
4/10/2018		0.027 (J)			
10/16/2018		0.023 (J)	0.34	0.046 (J)	
3/26/2019			0.32		
3/27/2019		<0.08		0.032 (J)	
10/7/2019				<0.08	
10/8/2019		<0.08	0.68		
1/15/2020	0.32				
4/6/2020				0.041 (J)	
4/7/2020		<0.08	0.23		
6/24/2020	0.4				
6/25/2020			0.32	<0.08	
6/26/2020		<0.08			
9/29/2020		<0.08	0.35	0.039 (J)	
9/30/2020	0.36				
12/1/2020					<0.08
2/9/2021		<0.08	0.38		<0.08
2/10/2021	0.4				
2/11/2021				0.062 (J)	
9/7/2021		<0.08	0.96		
9/8/2021	0.45			<0.08	<0.08
2/1/2022		<0.08	0.3		<0.08
2/2/2022	0.43			<0.08	
8/30/2022		0.0214			
8/31/2022			0.933	0.0356	0.0151
9/2/2022	0.477				
2/2/2023		0.0179			0.014 (J)
2/3/2023			0.26		
2/7/2023	0.495			0.0145 (J)	
8/9/2023	0.523	0.0235	1.06		0.0117 (J)
8/10/2023				0.0372	
1/24/2024				0.0605	0.0133 (J)
1/25/2024	0.698	0.0208	0.713		

ND substitution: RL or RL/2 if <15% NDs.

Time Series

Constituent: Boron (mg/L) Analysis Run 3/6/2024 10:12 AM

Plant Arkwright Data: Arkwright No 3

	ARGWA-3 (bg)	ARGWA-5 (bg)	ARGWC-10	ARGWC-15	ARGWC-16
8/30/2016		<0.08			
8/31/2016	<0.015				
9/1/2016			<0.015		0.049 (J)
9/2/2016				<0.08	
10/25/2016	0.0068 (J)	0.0073 (J)	<0.015		0.042 (J)
10/26/2016				0.0138 (J)	
1/24/2017	<0.015	<0.08			
1/26/2017				<0.08	0.059
1/27/2017			<0.015		
4/11/2017	<0.015	<0.08			0.045 (J)
4/12/2017			<0.015	<0.08	
6/20/2017	<0.015	<0.08			
6/21/2017				<0.08	0.045 (J)
6/22/2017			<0.015		
10/25/2017	<0.015	<0.08			
10/26/2017			0.026 (J)	<0.08	0.054
4/10/2018	<0.015	<0.08		<0.08	0.048 (J)
4/11/2018			<0.015		
10/16/2018	<0.015	<0.08			0.048 (J)
10/17/2018			<0.015	<0.08	
3/27/2019	<0.015	<0.08		<0.08	
3/28/2019			<0.015		0.08
10/8/2019	<0.015	<0.08		<0.08	
10/9/2019			<0.015		0.065 (J)
4/7/2020	<0.015	<0.08			
4/8/2020			<0.015	<0.08	0.059 (J)
6/23/2020			0.053 (J)		
6/24/2020					0.11
6/25/2020	<0.015	<0.08		<0.08	
9/29/2020	<0.015	<0.08		<0.08	0.081
10/1/2020			0.082		
2/9/2021	<0.015	<0.08	<0.015	<0.08	0.076 (J)
9/8/2021	<0.015	<0.08		<0.08	0.13
9/10/2021			<0.015		
2/1/2022	<0.015	<0.08			
2/2/2022			<0.015		
2/3/2022				<0.08	0.13
8/30/2022		0.00855			
8/31/2022	0.00589		0.00863	0.0137	0.101
2/2/2023			0.00561 (J)		0.194
2/3/2023	<0.015	0.0066 (J)		0.0113 (J)	
8/9/2023	0.00594 (J)		<0.015		
8/10/2023		0.0139 (J)		0.00806 (J)	0.224
1/24/2024	0.00554 (J)	0.00641 (J)			
1/25/2024			0.00819 (J)	0.0125 (J)	0.37

ND substitution: RL or RL/2 if <15% NDs.

Time Series

Constituent: Boron (mg/L) Analysis Run 3/6/2024 10:12 AM

Plant Arkwright Data: Arkwright No 3

	ARGWC-17	ARGWC-18	ARGWC-7	ARGWC-8	ARGWC-9
8/31/2016			0.14	1.3	<0.08
9/1/2016	0.022 (J)	2.4			
10/25/2016	0.0219 (J)		0.126		0.0071 (J)
10/26/2016		1.97		1.14	
1/26/2017	<0.08		0.14	1.5	<0.08
1/27/2017		2.6			
4/11/2017	<0.08				
4/12/2017		2.4	0.12	1.3	<0.08
6/21/2017	<0.08	2.2		1.3	
6/22/2017			0.11		<0.08
10/25/2017		2.5	0.12		<0.08
10/26/2017	0.023 (J)			1.5	
4/10/2018	0.026 (J)		0.1		
4/11/2018		2.7		1	<0.08
10/17/2018	<0.08	2.2	0.084	1.3	<0.08
3/27/2019		2.3			
3/28/2019	0.022 (J)		0.087	1.3	0.044 (J)
10/9/2019	<0.08	2.1	0.076 (J)	1.2	<0.08
4/8/2020	<0.08		0.086		
4/9/2020		2.3		1.1	<0.08
6/23/2020				1.1	
6/24/2020	0.059 (J)	2.2			
6/25/2020			0.091		
6/26/2020					<0.08
9/29/2020	0.045 (J)		0.078 (J)		
9/30/2020		2.6			
10/1/2020				1.2	0.041 (J)
2/9/2021	0.042 (J)				
2/10/2021		2.4	0.1	1.3	0.06 (J)
9/8/2021	0.074 (J)				
9/9/2021		2.4		1.2	<0.08
9/10/2021			0.093		
2/2/2022	0.11			1.1	<0.08
2/3/2022		2.4	0.13		
8/31/2022			0.0815	1.05	0.00885
9/2/2022	0.0555	2.53			
2/2/2023		2.61	0.0773	1.04	0.00794 (J)
2/3/2023	0.051				
8/9/2023	0.0534				
8/10/2023		2.54	0.116	0.98	0.00623 (J)
1/25/2024	0.059	2.43	0.076	1.07	0.0114 (J)

ND substitution: RL or RL/2 if <15% NDs.

Time Series

Constituent: Cadmium (mg/L) Analysis Run 3/6/2024 10:12 AM

Plant Arkwright Data: Arkwright No 3

	ARAMW-4	ARGWA-12 (bg)	ARGWA-13 (bg)	ARGWA-14 (bg)	ARGWA-24 (bg)
5/6/2009		<0.001			
5/7/2009			<0.001		
12/3/2009		<0.001	<0.001		
5/25/2010		<0.001	<0.001		
6/2/2010				<0.001	
11/9/2010		<0.001			
11/10/2010			<0.001	<0.001	
5/19/2011				<0.001	
5/24/2011		<0.001			
5/25/2011			<0.001		
11/9/2011				<0.001	
11/10/2011		<0.001	<0.001		
5/18/2012		<0.001			
5/30/2012			<0.001	<0.001	
11/9/2012		<0.001	<0.001		
11/11/2012				<0.001	
5/8/2013		<0.001			
5/9/2013			<0.001	<0.001	
11/6/2013		<0.001			
11/11/2013			<0.001	<0.001	
5/20/2014		<0.001			
5/21/2014			<0.001		
5/29/2014				<0.001	
11/18/2014		<0.001	<0.001		
11/19/2014				<0.001	
4/7/2015			<0.001		
4/14/2015		0.00026		<0.001	
10/28/2015			<0.001		
10/29/2015		<0.001			
11/4/2015				<0.001	
6/23/2016		<0.001	<0.001	<0.001	
8/30/2016		<0.001			
8/31/2016			<0.001	0.00039 (J)	
10/24/2016		<0.001			
10/25/2016			<0.001	<0.001	
1/23/2017		<0.001		<0.001	
1/24/2017			<0.001		
4/11/2017		<0.001	<0.001	<0.001	
6/20/2017				<0.001	
6/21/2017		<0.001	<0.001		
10/25/2017		<0.001	<0.001	<0.001	
4/9/2018			<0.001	0.00052 (J)	
4/10/2018		<0.001			
10/16/2018		<0.001	<0.001	0.00071 (J)	
3/26/2019			<0.001		
3/27/2019		<0.001		<0.001	
8/19/2019			<0.001		
8/20/2019		<0.001			
8/21/2019				0.00015 (J)	
10/7/2019				<0.001	
10/8/2019		<0.001	<0.001		
4/6/2020				<0.001	

ND substitution: RL or RL/2 if <15% NDs.

Time Series

Constituent: Cadmium (mg/L) Analysis Run 3/6/2024 10:12 AM

Plant Arkwright Data: Arkwright No 3

	ARAMW-4	ARGWA-12 (bg)	ARGWA-13 (bg)	ARGWA-14 (bg)	ARGWA-24 (bg)
4/7/2020		<0.001	<0.001		
8/18/2020		<0.001	<0.001		
8/19/2020				<0.001	
8/20/2020	<0.001				
12/1/2020					<0.001
2/9/2021		<0.001	<0.001		<0.001
2/10/2021	<0.001				
2/11/2021				<0.001	
9/7/2021		<0.001	<0.001		
9/8/2021	<0.001			<0.001	<0.001
2/1/2022		<0.001	<0.001		<0.001
2/2/2022	0.00023 (J)			<0.001	
8/30/2022		<0.001			
8/31/2022			<0.001	<0.001	<0.001
9/2/2022	<0.001				
2/2/2023		<0.001			<0.001
2/3/2023			<0.001		
2/7/2023	<0.001			<0.001	
8/9/2023	<0.001	<0.001	<0.001		<0.001
8/10/2023				<0.001	
1/24/2024				<0.001	<0.001
1/25/2024	<0.001	<0.001	<0.001		

Time Series

Constituent: Cadmium (mg/L) Analysis Run 3/6/2024 10:12 AM

Plant Arkwright Data: Arkwright No 3

	ARGWA-3 (bg)	ARGWA-5 (bg)	ARGWC-10	ARGWC-15	ARGWC-16
12/16/1997	0.103 (o)	<0.001			
6/30/1998	0.007 (o)	<0.001			
12/2/1998	0.007 (o)	<0.001			
6/8/1999	<0.001	<0.001			
12/7/1999	<0.001	<0.001			
6/15/2000	<0.001	<0.001			
12/12/2000	<0.001	<0.001			
12/5/2001	0.002	<0.001			
6/26/2002	0.003	<0.001			
12/3/2002	<0.001	<0.001			
6/11/2003	0.0043	<0.001			
12/10/2003	<0.001	<0.001			
6/15/2004	<0.001	<0.001			
12/14/2004	<0.001	0.0012			
6/2/2005	<0.001	<0.001			
12/14/2005	<0.001	<0.001			
4/5/2006	<0.001	<0.001			
10/30/2006	<0.001	<0.001			
5/10/2007	<0.001	<0.001			
11/17/2007	<0.001	<0.001			
5/3/2008	0.00033	<0.001			
10/22/2008	<0.001	<0.001			
5/5/2009				<0.001	
5/6/2009		<0.001			
5/7/2009	<0.001				
5/12/2009					<0.001
5/13/2009			<0.001		
12/1/2009		<0.001			
12/3/2009			<0.001		
12/4/2009	<0.001			<0.001	
12/5/2009					<0.001
5/25/2010		<0.001			
5/26/2010			<0.001		<0.001
6/1/2010	<0.001			<0.001	
11/9/2010		<0.001	<0.001		<0.001
11/10/2010	<0.001			<0.001	
5/19/2011			<0.001		
5/24/2011		<0.001			<0.001
5/25/2011	<0.001			<0.001	
11/9/2011				<0.001	
11/10/2011		<0.001			
11/11/2011			<0.001		
11/12/2011	<0.001				<0.001
5/17/2012			<0.001		
5/18/2012		<0.001			
5/30/2012					<0.001
5/31/2012	<0.001			<0.001	
11/9/2012		<0.001	<0.001		<0.001
11/10/2012				<0.001	
11/11/2012	<0.001				
5/7/2013			<0.001		
5/8/2013		<0.001			

ND substitution: RL or RL/2 if <15% NDs.

Time Series

Constituent: Cadmium (mg/L) Analysis Run 3/6/2024 10:12 AM

Plant Arkwright Data: Arkwright No 3

	ARGWA-3 (bg)	ARGWA-5 (bg)	ARGWC-10	ARGWC-15	ARGWC-16
5/13/2013	<0.001			<0.001	<0.001
11/6/2013		<0.001	<0.001		<0.001
11/12/2013	<0.001			<0.001	
5/20/2014		<0.001	<0.001		
5/21/2014					<0.001
5/28/2014				0	
5/29/2014	<0.001				
11/17/2014		<0.001			<0.001
11/18/2014			<0.001		
11/20/2014				<0.001	
4/7/2015		<0.001	<0.001		<0.001
4/14/2015	<0.001			<0.001	
10/28/2015		<0.001	<0.001		<0.001
11/3/2015	<0.001			<0.001	
6/23/2016	<0.001	<0.001	<0.001	<0.001	
6/24/2016					<0.001
8/30/2016		<0.001			
8/31/2016	<0.001				
9/1/2016			<0.001		<0.001
9/2/2016				<0.001	
10/25/2016	<0.001	<0.001	<0.001		0.0001 (J)
10/26/2016				<0.001	
1/24/2017	<0.001	<0.001			
1/26/2017				<0.001	<0.001
1/27/2017			<0.001		
4/11/2017	<0.001	<0.001			<0.001
4/12/2017			<0.001	<0.001	
6/20/2017	<0.001	<0.001			
6/21/2017				<0.001	<0.001
6/22/2017			<0.001		
10/25/2017	<0.001	<0.001			
10/26/2017			<0.001	<0.001	<0.001
4/10/2018	<0.001	<0.001		<0.001	<0.001
4/11/2018			<0.001		
10/16/2018	<0.001	<0.001			<0.001
10/17/2018			<0.001	<0.001	
3/27/2019	<0.001	<0.001		<0.001	
3/28/2019			<0.001		<0.001
8/20/2019	0.00014 (J)	<0.001			<0.001
8/21/2019			<0.001	<0.001	
10/8/2019	<0.001	<0.001		<0.001	
10/9/2019			<0.001		<0.001
4/7/2020	<0.001	<0.001			
4/8/2020			<0.001	<0.001	<0.001
8/18/2020	<0.001	<0.001			
8/19/2020			<0.001	<0.001	<0.001
2/9/2021	<0.001	<0.001	<0.001	<0.001	<0.001
9/8/2021	<0.001	<0.001		<0.001	<0.001
9/10/2021			<0.001		
2/1/2022	<0.001	<0.001			
2/2/2022			<0.001		
2/3/2022				<0.001	<0.001

ND substitution: RL or RL/2 if <15% NDs.

Time Series

Constituent: Cadmium (mg/L) Analysis Run 3/6/2024 10:12 AM

Plant Arkwright Data: Arkwright No 3

	ARGWA-3 (bg)	ARGWA-5 (bg)	ARGWC-10	ARGWC-15	ARGWC-16
8/30/2022		<0.001			
8/31/2022	<0.001		<0.001	<0.001	<0.001
2/2/2023			<0.001		<0.001
2/3/2023	<0.001	<0.001		<0.001	
8/9/2023	<0.001		<0.001		
8/10/2023		<0.001		<0.001	<0.001
1/24/2024	<0.001	<0.001			
1/25/2024			<0.001	<0.001	<0.001

Time Series

Constituent: Cadmium (mg/L) Analysis Run 3/6/2024 10:12 AM

Plant Arkwright Data: Arkwright No 3

	ARGWC-17	ARGWC-18	ARGWC-7	ARGWC-8	ARGWC-9
12/14/2005			<0.001		
4/5/2006			<0.001		
10/30/2006			<0.001		
5/10/2007			<0.001		
11/17/2007			<0.001		
5/2/2008			<0.001		
10/22/2008			<0.001		
5/12/2009	<0.001	<0.001			
5/13/2009					<0.001
5/14/2009			<0.001	<0.001	
12/1/2009			<0.001		
12/3/2009				<0.001	<0.001
12/4/2009	<0.001	<0.001			
5/25/2010	<0.001	<0.001			
5/26/2010			<0.001	<0.001	<0.001
11/9/2010	<0.001			<0.001	<0.001
11/10/2010		<0.001	<0.001		
5/18/2011				<0.001	
5/19/2011		<0.001			<0.001
5/24/2011	<0.001				
5/25/2011			<0.001		
11/11/2011			<0.001	<0.001	<0.001
11/12/2011	<0.001	<0.001			
5/17/2012		<0.001	<0.001	<0.001	<0.001
5/30/2012	<0.001				
11/9/2012	0.0015		<0.001	<0.001	<0.001
11/10/2012		<0.001			
5/7/2013		<0.001		<0.001	<0.001
5/8/2013	<0.001		<0.001		
11/5/2013		<0.001	<0.001	<0.001	
11/6/2013	<0.001				<0.001
5/20/2014	<0.001				
5/21/2014			<0.001	<0.001	<0.001
5/28/2014		<0.001			
11/17/2014	<0.001		<0.001		
11/18/2014				<0.001	<0.001
11/19/2014		<0.001			
4/7/2015	<0.001		<0.001	<0.001	<0.001
4/15/2015		<0.001			
10/28/2015	<0.001		<0.001	<0.001	<0.001
10/29/2015		<0.001			
6/23/2016			<0.001	<0.001	<0.001
6/24/2016	<0.001	<0.001			
8/31/2016			<0.001	<0.001	<0.001
9/1/2016	<0.001	<0.001			
10/25/2016	0.0001 (J)		<0.001		<0.001
10/26/2016		<0.001		<0.001	
1/26/2017	<0.001		<0.001	<0.001	<0.001
1/27/2017		<0.001			
4/11/2017	<0.001				
4/12/2017		<0.001	<0.001	<0.001	<0.001
6/21/2017	<0.001	<0.001		<0.001	

ND substitution: RL or RL/2 if <15% NDs.

Time Series

Constituent: Cadmium (mg/L) Analysis Run 3/6/2024 10:12 AM

Plant Arkwright Data: Arkwright No 3

	ARGWC-17	ARGWC-18	ARGWC-7	ARGWC-8	ARGWC-9
6/22/2017			<0.001		<0.001
10/25/2017		<0.001	<0.001		<0.001
10/26/2017	<0.001			<0.001	
4/10/2018	<0.001		<0.001		
4/11/2018		<0.001		<0.001	<0.001
10/17/2018	<0.001	<0.001	<0.001	<0.001	<0.001
3/27/2019		<0.001			
3/28/2019	<0.001		<0.001	<0.001	<0.001
8/21/2019	0.00013 (J)	<0.001	<0.001	<0.001	<0.001
10/9/2019	0.00018 (J)	<0.001	<0.001	<0.001	<0.001
4/8/2020	<0.001		<0.001		
4/9/2020		<0.001		<0.001	<0.001
8/18/2020	<0.001		<0.001		
8/19/2020					<0.001
8/20/2020		<0.001		<0.001	
2/9/2021	<0.001				
2/10/2021		<0.001	<0.001	<0.001	<0.001
9/8/2021	<0.001				
9/9/2021		<0.001		<0.001	<0.001
9/10/2021			<0.001		
2/2/2022	0.0003 (J)			<0.001	<0.001
2/3/2022		<0.001	<0.001		
8/31/2022			<0.001	<0.001	<0.001
9/2/2022	<0.001	<0.001			
2/2/2023		<0.001	<0.001	<0.001	<0.001
2/3/2023	<0.001				
8/9/2023	0.000445 (J)				
8/10/2023		<0.001	<0.001	<0.001	<0.001
1/25/2024	<0.001	<0.001	<0.001	<0.001	<0.001

ND substitution: RL or RL/2 if <15% NDs.

Time Series

Constituent: Calcium (mg/L) Analysis Run 3/6/2024 10:12 AM

Plant Arkwright Data: Arkwright No 3

	ARAMW-4	ARGWA-12 (bg)	ARGWA-13 (bg)	ARGWA-14 (bg)	ARGWA-24 (bg)
8/30/2016		11			
8/31/2016			110	31	
10/24/2016		10.4			
10/25/2016			150	38.5	
1/23/2017		12		25	
1/24/2017			78		
4/11/2017		12	78	33	
6/20/2017				34	
6/21/2017		12	110		
10/25/2017		13	120	28	
4/9/2018			49	30	
4/10/2018		13			
10/16/2018		12	110	41	
3/26/2019			95		
3/27/2019		11		42	
10/7/2019				36	
10/8/2019		13	190		
4/6/2020				43	
4/7/2020		12	61		
6/24/2020	170				
6/25/2020			100	27	
6/26/2020		15			
9/29/2020		14	120	29	
9/30/2020	210				
12/1/2020					13
2/9/2021		14	110		9.7
2/10/2021	220				
2/11/2021				40	
9/7/2021		14	190		
9/8/2021	230			24	10
2/1/2022		12	73		9.6
2/2/2022	240			48	
8/30/2022		14.2			
8/31/2022			165	41.6	10.1
9/2/2022	240				
2/2/2023		14.9			10.2
2/3/2023			49		
2/7/2023	254			19.1	
8/9/2023	261	16	186		9.31
8/10/2023				49.5	
1/24/2024				45.6	9.3
1/25/2024	310	13.3	118		

Time Series

Constituent: Calcium (mg/L) Analysis Run 3/6/2024 10:12 AM

Plant Arkwright Data: Arkwright No 3

	ARGWA-3 (bg)	ARGWA-5 (bg)	ARGWC-10	ARGWC-15	ARGWC-16
8/30/2016		5.1			
8/31/2016	5.4				
9/1/2016			6.6		21
9/2/2016				22	
10/25/2016	4.47	4.76	5.89		29.8
10/26/2016				23.7	
1/24/2017	5.8	5.6			
1/26/2017				23	23
1/27/2017			7.4		
4/11/2017	5.3	4.7			28
4/12/2017			6.7	17	
6/20/2017	5.8	5.4			
6/21/2017				18	22
6/22/2017			7.5		
10/25/2017	5.9	6			
10/26/2017			7.8	19	21
4/10/2018	5.9	5.3		24	25
4/11/2018			7.4		
10/16/2018	5.8	5.6			16
10/17/2018			7.1	21	
3/27/2019	5.4	4.5		28	
3/28/2019			7.3		41
10/8/2019	6	5.9		24	
10/9/2019			7.7		39
4/7/2020	5.5	4			
4/8/2020			7.5	21	40
6/23/2020			7.7		
6/24/2020					47
6/25/2020	5.7	6.1		23	
9/29/2020	5.9	6.6		25	39
10/1/2020			8.1		
2/9/2021	5.8	6.2	7.7	23	38
9/8/2021	5.8	7.3		27	32
9/10/2021			8.1		
2/1/2022	5.4	6.5			
2/2/2022			8.3		
2/3/2022				22	50
8/30/2022		9.56 (J)			
8/31/2022	5.91		7.65	25	42.4
2/2/2023			7.69		66.5
2/3/2023	5.79	10.4		20.5	
8/9/2023	5.96		7.85		
8/10/2023		12.6		30.9	63.4
1/24/2024	5.9	12.4			
1/25/2024			8.32	23.3	71.7

Time Series

Constituent: Calcium (mg/L) Analysis Run 3/6/2024 10:12 AM

Plant Arkwright Data: Arkwright No 3

	ARGWC-17	ARGWC-18	ARGWC-7	ARGWC-8	ARGWC-9
8/31/2016			12	46	5.2
9/1/2016	16	42			
10/25/2016	13.5		10.9		4.64
10/26/2016		44.3		43.3	
1/26/2017	21		13	51	5.5
1/27/2017		49			
4/11/2017	16				
4/12/2017		45	12	47	4.9
6/21/2017	15	49		51	
6/22/2017			13		5.8
10/25/2017		49	12		6.1
10/26/2017	13			55	
4/10/2018	13		12		
4/11/2018		44		44	6
10/17/2018	10	49	11	52	5.8
3/27/2019		47			
3/28/2019	10		11	52	5.6
10/9/2019	10	49	11	53	5.7
4/8/2020	8.3		11		
4/9/2020		46		47	5.3
6/23/2020				52	
6/24/2020	11	44			
6/25/2020			11		
6/26/2020					5.6
9/29/2020	12		11		
9/30/2020		52			
10/1/2020				52	5.7
2/9/2021	12				
2/10/2021		52	9.9	48	4.8
9/8/2021	15				
9/9/2021		55		49	4.7
9/10/2021			10		
2/2/2022	14			47	4.7
2/3/2022		55	11		
8/31/2022			9.99	43	4.77
9/2/2022	23.7	52.4			
2/2/2023		52.4	10.2	45.7	4.88
2/3/2023	18.8				
8/9/2023	37.4				
8/10/2023		52.1	9.75	44.9	4.75
1/25/2024	22.6	54	10.3	46	4.81

Time Series

Constituent: Chloride (mg/L) Analysis Run 3/6/2024 10:12 AM

Plant Arkwright Data: Arkwright No 3

	ARAMW-4	ARGWA-12 (bg)	ARGWA-13 (bg)	ARGWA-14 (bg)	ARGWA-24 (bg)
5/6/2009		10.7			
5/7/2009			4.24		
12/3/2009		10.1	2.66		
5/25/2010		7.11	3.29		
6/2/2010				15.1	
11/9/2010		8.4			
11/10/2010			3.82	14.8	
5/19/2011				28.2 (o)	
5/24/2011		9.07			
5/25/2011			4.92		
11/9/2011				32.8 (o)	
11/10/2011		10.3	4.48		
5/18/2012		10.1			
5/30/2012			4.72	30.8 (o)	
11/9/2012		8.73	5.1		
11/11/2012				24.6 (o)	
5/8/2013		8.06			
5/9/2013			3.85	27.2 (o)	
11/6/2013		10.2			
11/11/2013			5.26	12.7	
5/20/2014		8.2			
5/21/2014			4.47		
5/29/2014				20 (o)	
11/18/2014		10	6.4		
11/19/2014				19 (o)	
4/7/2015			5.04		
4/14/2015		10.7		13.6	
10/28/2015			6.3		
10/29/2015		10.7			
11/4/2015				12.4	
6/23/2016		11	5.7	9	
8/30/2016		11			
8/31/2016			5.7	5.4	
10/24/2016		12			
10/25/2016			7.9	9.3	
1/23/2017		11		5.1	
1/24/2017			4.4		
4/11/2017		11	4.3	4.1	
6/20/2017				4.1	
6/21/2017		11	5.5		
10/25/2017		10	5.2	3.8	
4/9/2018			3.8	3.9	
4/10/2018		9.9			
10/16/2018		11	6	4.3	
3/26/2019			4.6		
3/27/2019		11		4	
10/7/2019				4	
10/8/2019		64 (o)	6.7		
4/6/2020				4.2	
4/7/2020		11	3.8		
6/24/2020	6.4				
6/25/2020			5.8	4	

Time Series

Constituent: Chloride (mg/L) Analysis Run 3/6/2024 10:12 AM

Plant Arkwright Data: Arkwright No 3

	ARAMW-4	ARGWA-12 (bg)	ARGWA-13 (bg)	ARGWA-14 (bg)	ARGWA-24 (bg)
6/26/2020		12			
9/29/2020		12	5.7	4.1	
9/30/2020	5				
12/1/2020					12
2/9/2021		15	6		11
2/10/2021	5.1				
2/11/2021				4.6	
9/7/2021		14	8.2		
9/8/2021	5.3			4	11
2/1/2022		12	4.6		12
2/2/2022	5.1			4.2	
8/30/2022		12.8 (J)			
8/31/2022			6.89	3.92	12.3
9/2/2022	4.58				
2/2/2023		13.2			9.71
2/3/2023			3.04		
2/7/2023	4.85			3.88	
8/9/2023	4.64	13.3	5.87		8.91
8/10/2023				4.61	
1/24/2024				4.33	9.01
1/25/2024	5.34	13.1	5.2		

Time Series

Constituent: Chloride (mg/L) Analysis Run 3/6/2024 10:12 AM

Plant Arkwright Data: Arkwright No 3

	ARGWA-3 (bg)	ARGWA-5 (bg)	ARGWC-10	ARGWC-15	ARGWC-16
12/16/1997	6.2	3.8			
6/30/1998	4.6	2.9			
12/2/1998	3.13	1.76			
6/8/1999	1.56	1.97			
12/7/1999	3.05	1.98			
6/15/2000	3.35	2.08			
12/12/2000	2.42	2.02			
12/5/2001	2.62	2.03			
6/26/2002	3.4	2.52			
12/3/2002	3.04	2.12			
6/11/2003	3.02	2.43			
12/10/2003	2.9	1.93			
6/15/2004	2.05	2.42			
12/14/2004	2.78	2.44			
6/2/2005	3.15	2.79			
12/14/2005	3.38	2.77			
4/5/2006	3.49	2.8			
10/30/2006	2.84	3.09			
5/10/2007	3.68	3.93			
11/17/2007	2.69	<0.021			
5/3/2008	2.85	3.52			
10/22/2008	2.99	3.15			
5/5/2009				2.61	
5/6/2009		3.49			
5/7/2009	2.96				
5/12/2009					3.96
5/13/2009			3.85		
12/1/2009		3.26			
12/3/2009			3.73		
12/4/2009	2.97			2.37	
12/5/2009					3.81
5/25/2010		3.62			
5/26/2010			3.7		3.85
6/1/2010	3.23			3.71	
11/9/2010		3.38	3.6		4.08
11/10/2010	2.86			2.69	
5/19/2011			3.79		
5/24/2011		3.62			3.63
5/25/2011	2.86			2.44	
11/9/2011				2.3	
11/10/2011		3.74			
11/11/2011			4.07		
11/12/2011	2.83				4.03
5/17/2012			3.84		
5/18/2012		3.6			
5/30/2012					3.82
5/31/2012	2.68			2.29	
11/9/2012		3.66	3.99		3.69
11/10/2012				2.46	
11/11/2012	2.63				
5/7/2013			3.94		
5/8/2013		4.16			

ND substitution: RL or RL/2 if <15% NDs.

Time Series

Constituent: Chloride (mg/L) Analysis Run 3/6/2024 10:12 AM

Plant Arkwright Data: Arkwright No 3

	ARGWA-3 (bg)	ARGWA-5 (bg)	ARGWC-10	ARGWC-15	ARGWC-16
5/13/2013	0.364			6.55	3.5
11/6/2013		3.87	3.89		3.74
11/12/2013	2.95			2.86	
5/20/2014		4.4	3.54		
5/21/2014					3.74
5/28/2014				2.75	
5/29/2014	2.64				
11/17/2014		4.2			4.4
11/18/2014			4.2		
11/20/2014				3.4	
4/7/2015		4.53	4.09		4.38
4/14/2015	2.78			2.56	
10/28/2015		4.47	3.98		4.62
11/3/2015	2.66			2.01	
6/23/2016	3.3	4.6	4.3	1.9	
6/24/2016					5
8/30/2016		4.3			
8/31/2016	2.7				
9/1/2016			4		4.8
9/2/2016				2.7	
10/25/2016	3.1	5	4.6		5.4
10/26/2016				3.3	
1/24/2017	2.5	5.1			
1/26/2017				1.6	5.2
1/27/2017			3.9		
4/11/2017	2.4	4.4			4.8
4/12/2017			3.7	1.5	
6/20/2017	2.5	5			
6/21/2017				1.6	5.2
6/22/2017			3.9		
10/25/2017	2.3	5.3			
10/26/2017			3.7	1.6	4.7
4/10/2018	2.4	5.1		1.8	4.8
4/11/2018			3.8		
10/16/2018	2.5	5.3			4.5
10/17/2018			4	2.1	
3/27/2019	2.5	4.3		1.8	
3/28/2019			3.7		4.6
10/8/2019	2.6	5.7		9.4 (o)	
10/9/2019			3.8		4.7
4/7/2020	2.9	3.7			
4/8/2020			3.9	1.9	5.1
6/23/2020			4.2		
6/24/2020					5.9
6/25/2020	2.8	4.2		1.9	
9/29/2020	2.7	4.6		2.5	5.2
10/1/2020			3.9		
2/9/2021	3	5.1	4.7	2.7	5.7
9/8/2021	3	5.3		2.9	5.6
9/10/2021			4.6		
2/1/2022	3.4	5.3			
2/2/2022			4.4		

Time Series

Constituent: Chloride (mg/L) Analysis Run 3/6/2024 10:12 AM

Plant Arkwright Data: Arkwright No 3

	ARGWA-3 (bg)	ARGWA-5 (bg)	ARGWC-10	ARGWC-15	ARGWC-16
2/3/2022				2.9	5.9
8/30/2022		8.47			
8/31/2022	2.94		4.2	3.01	5.67
2/2/2023			4.1		6.12
2/3/2023	2.67	8.74		2.71	
8/9/2023	2.71		4.11		
8/10/2023		12.4		2.88	5.85
1/24/2024	2.72	14.9			
1/25/2024			4.36	2.83	6.48

Time Series

Constituent: Chloride (mg/L) Analysis Run 3/6/2024 10:12 AM

Plant Arkwright Data: Arkwright No 3

	ARGWC-17	ARGWC-18	ARGWC-7	ARGWC-8	ARGWC-9
12/14/2005			7.52		
4/5/2006			7.38		
10/30/2006			6.9		
5/10/2007			8.88		
11/17/2007			13.5 (o)		
5/2/2008			12.9 (o)		
10/22/2008			7.97		
5/12/2009	3.5	8.89			
5/13/2009					3.37
5/14/2009			7.68	6.38	
12/1/2009			6.66		
12/3/2009				5.96	3.49
12/4/2009	1.85	9.43			
5/25/2010	1.74	8.49			
5/26/2010			6	5.37	3.35
11/9/2010	1.18			<0.071 (o)	3.34
11/10/2010		8.77	6.07		
5/18/2011				5.4	
5/19/2011		8.11			3.25
5/24/2011	2.51				
5/25/2011			5.7		
11/11/2011			6.23	5.58	3.57
11/12/2011	4.99	12.3 (o)			
5/17/2012		8.4	6.06	5.15	3.27
5/30/2012	6.4				
11/9/2012	3.37		4.9	5.2	3.45
11/10/2012		8.13			
5/7/2013		8.11		5.56	3.35
5/8/2013	5.67		5.85		
11/5/2013		7.82	5.44	5.24	
11/6/2013	3.62				3.45
5/20/2014	5.82				
5/21/2014			5.96	7.34 (o)	3.18
5/28/2014		6.99			
11/17/2014	6.4		7		
11/18/2014				6.1	4
11/19/2014		9			
4/7/2015	5.02		6.08	5.62	4.22
4/15/2015		8.14			
10/28/2015	4.98		5.02	5.58	4.87
10/29/2015		8.17			
6/23/2016			5.4	6.2	5.6
6/24/2016	5	8.4			
8/31/2016			5.1	5.6	5.4
9/1/2016	4.4	7.8			
10/25/2016	5.1		6.2		6.4
10/26/2016		8.9		7.1	
1/26/2017	4.2		5.1	5.8	5.3
1/27/2017		7.3			
4/11/2017	3.9				
4/12/2017		7	4.9	5.6	5.2
6/21/2017	4.1	7.2		5.8	

Time Series

Constituent: Chloride (mg/L) Analysis Run 3/6/2024 10:12 AM

Plant Arkwright Data: Arkwright No 3

	ARGWC-17	ARGWC-18	ARGWC-7	ARGWC-8	ARGWC-9
6/22/2017			5.1		5.5
10/25/2017		7	5.1		5.3
10/26/2017	4			5.5	
4/10/2018	4.1		5		
4/11/2018		6.9		5.7	5.1
10/17/2018	4	7.1	5.8	6	5.3
3/27/2019		6.6			
3/28/2019	3.4		5.1	5.7	4.8
10/9/2019	3.3	6.7	4.6	5.7	5.2
4/8/2020	3.7		4.4		
4/9/2020		7.3		7.7	5.6
6/23/2020				7	
6/24/2020	4	7.2			
6/25/2020			4.6		
6/26/2020					5.4
9/29/2020	3.4		4.1		
9/30/2020		6.9			
10/1/2020				6	5.5
2/9/2021	3.1				
2/10/2021		7.8	4.5	6.4	5.9
9/8/2021	2.9				
9/9/2021		8.1		6.2	6.1
9/10/2021			4.8		
2/2/2022	3			6.3	5.3
2/3/2022		7.1	3.1		
8/31/2022			4.59	5.86	5.28 (J)
9/2/2022	2.74	6.52			
2/2/2023		6.7	4.25	5.6	4.88
2/3/2023	2.68				
8/9/2023	2.72				
8/10/2023		6.62	4.2	5.45	4.8
1/25/2024	2.88	7.26	4.76	5.9	5.15

Time Series

Constituent: Chromium (mg/L) Analysis Run 3/6/2024 10:12 AM

Plant Arkwright Data: Arkwright No 3

	ARAMW-4	ARGWA-12 (bg)	ARGWA-13 (bg)	ARGWA-14 (bg)	ARGWA-24 (bg)
8/30/2016		0.0012 (J)			
8/31/2016			<0.01	<0.01	
10/24/2016		0.0011 (J)			
10/25/2016			<0.01	<0.01	
1/23/2017		<0.01		0.01	
1/24/2017			<0.01		
4/11/2017		0.0011 (J)	<0.01	<0.01	
6/20/2017				<0.01	
6/21/2017		<0.01	<0.01		
10/25/2017		<0.01	<0.01	<0.01	
4/9/2018			<0.01	0.0019 (J)	
4/10/2018		0.0013 (J)			
10/16/2018		<0.01	<0.01	<0.01	
8/19/2019			0.0016 (J)		
8/20/2019		0.0026			
8/21/2019				<0.01	
10/7/2019				<0.01	
10/8/2019		<0.01	<0.01		
4/6/2020				<0.01	
4/7/2020		0.0015 (J)	<0.01		
8/18/2020		<0.01	<0.01		
8/19/2020				<0.01	
8/20/2020	<0.01				
9/29/2020		<0.01	<0.01	<0.01	
9/30/2020	<0.01				
12/1/2020					<0.01
2/9/2021		<0.01	<0.01		<0.01
2/10/2021	<0.01				
2/11/2021				<0.01	
9/7/2021		0.0017 (J)	<0.01		
9/8/2021	<0.01			<0.01	<0.01
2/1/2022		<0.01	<0.01		<0.01
2/2/2022	<0.01			<0.01	
8/30/2022		<0.01			
8/31/2022			<0.01	<0.01	<0.01
9/2/2022	<0.01				
2/2/2023		<0.01			<0.01
2/3/2023			<0.01		
2/7/2023	<0.01			<0.01	
8/9/2023	<0.01	<0.01	<0.01		<0.01
8/10/2023				<0.01	
1/24/2024				<0.01	<0.01
1/25/2024	<0.01	<0.01	<0.01		

ND substitution: RL or RL/2 if <15% NDs.

Time Series

Constituent: Chromium (mg/L) Analysis Run 3/6/2024 10:12 AM

Plant Arkwright Data: Arkwright No 3

	ARGWA-3 (bg)	ARGWA-5 (bg)	ARGWC-10	ARGWC-15	ARGWC-16
8/30/2016		0.0012 (J)			
8/31/2016	0.003				
9/1/2016			0.0038		0.0017 (J)
9/2/2016				0.0087	
10/25/2016	0.0028 (J)	0.0014 (J)	0.0042 (J)		0.0023 (J)
10/26/2016				<0.01	
1/24/2017	0.0031	0.0012 (J)			
1/26/2017				<0.01	0.0017 (J)
1/27/2017			0.005		
4/11/2017	0.0029	<0.01			0.0019 (J)
4/12/2017			0.0048	<0.01	
6/20/2017	0.0037	<0.01			
6/21/2017				<0.01	0.0017 (J)
6/22/2017			0.0047		
10/25/2017	0.0031	<0.01			
10/26/2017			0.0043	<0.01	0.0013 (J)
4/10/2018	0.0036	0.0012 (J)		<0.01	0.0019 (J)
4/11/2018			0.0051		
10/16/2018	0.0035	0.0012 (J)			0.0013 (J)
10/17/2018			0.0051	<0.01	
8/20/2019	0.0039	0.0032			0.0025
8/21/2019			0.0073	0.0017 (J)	
10/8/2019	0.0031	<0.01		<0.01	
10/9/2019			0.006		0.0027
4/7/2020	0.0023	<0.01			
4/8/2020			0.0046	<0.01	0.0021
8/18/2020	0.0027	<0.01			
8/19/2020			0.0049	<0.01	0.0021
9/29/2020	0.003	<0.01		<0.01	0.002
10/1/2020			0.0047		
2/9/2021	0.0028	<0.01	0.0046	<0.01	0.0018 (J)
9/8/2021	0.0026	<0.01		0.0027	0.0016 (J)
9/10/2021			0.0049		
2/1/2022	0.0029	<0.01			
2/2/2022			0.005		
2/3/2022				<0.01	0.0018 (J)
8/30/2022		<0.01			
8/31/2022	0.00358 (J)		0.0055 (J)	<0.01	<0.01
2/2/2023			0.00534 (J)		<0.01
2/3/2023	0.0139	<0.01		<0.01	
8/9/2023	<0.01		0.00473 (J)		
8/10/2023		<0.01		<0.01	<0.01
1/24/2024	0.00308 (J)	<0.01			
1/25/2024			0.00527 (J)	<0.01	<0.01

ND substitution: RL or RL/2 if <15% NDs.

Time Series

Constituent: Chromium (mg/L) Analysis Run 3/6/2024 10:12 AM

Plant Arkwright Data: Arkwright No 3

	ARGWC-17	ARGWC-18	ARGWC-7	ARGWC-8	ARGWC-9
8/31/2016			0.0033	<0.01	0.011
9/1/2016	<0.01	<0.01			
10/25/2016	<0.01		0.0029 (J)		0.0109
10/26/2016		<0.01		<0.01	
1/26/2017	0.0016 (J)		0.0033	<0.01	0.011
1/27/2017		<0.01			
4/11/2017	0.0013 (J)				
4/12/2017		<0.01	0.0036	<0.01	0.0096
6/21/2017	<0.01	<0.01		<0.01	
6/22/2017			0.0036		0.011
10/25/2017		<0.01	0.0028		0.0094
10/26/2017	<0.01			<0.01	
4/10/2018	<0.01		0.0038		
4/11/2018		<0.01		<0.01	0.01
10/17/2018	<0.01	<0.01	0.0036	<0.01	0.0096
8/21/2019	<0.01	<0.01	0.0046	0.0015 (J)	0.0097
10/9/2019	0.0021	<0.01	0.0042	0.0017 (J)	0.0084
4/8/2020	<0.01		0.0027		
4/9/2020		<0.01		<0.01	0.0069
8/18/2020	<0.01		0.0031		
8/19/2020					0.008
8/20/2020		<0.01		<0.01	
9/29/2020	<0.01		0.0031		
9/30/2020		<0.01			
10/1/2020				<0.01	0.0075
2/9/2021	<0.01				
2/10/2021		<0.01	0.003	<0.01	0.007
9/8/2021	<0.01				
9/9/2021		<0.01		<0.01	0.0071
9/10/2021			0.0032		
2/2/2022	<0.01			<0.01	0.0068
2/3/2022		<0.01	0.0043		
8/31/2022			0.00344 (J)	<0.01	0.00766 (J)
9/2/2022	<0.01	<0.01			
2/2/2023		<0.01	0.00353 (J)	<0.01	0.00753 (J)
2/3/2023	<0.01				
8/9/2023	<0.01				
8/10/2023		<0.01	0.00353 (J)	<0.01	0.00775 (J)
1/25/2024	<0.01	<0.01	0.00317 (J)	<0.01	0.007 (J)

ND substitution: RL or RL/2 if <15% NDs.

Time Series

Constituent: Cobalt (mg/L) Analysis Run 3/6/2024 10:12 AM

Plant Arkwright Data: Arkwright No 3

	ARAMW-4	ARGWA-12 (bg)	ARGWA-13 (bg)	ARGWA-14 (bg)	ARGWA-24 (bg)
8/30/2016		<0.001			
8/31/2016			<0.001	<0.001	
10/24/2016		<0.001			
10/25/2016			<0.001	<0.001	
1/23/2017		<0.001		<0.001	
1/24/2017			<0.001		
4/11/2017		<0.001	<0.001	<0.001	
6/20/2017				<0.001	
6/21/2017		<0.001	<0.001		
10/25/2017		<0.001	<0.001	<0.001	
4/9/2018			<0.001	<0.001	
4/10/2018		<0.001			
10/16/2018		<0.001	<0.001	<0.001	
8/19/2019			0.00029 (J)		
8/20/2019		0.00019 (J)			
8/21/2019				0.00022 (J)	
10/7/2019				<0.001	
10/8/2019		<0.001	0.00011 (J)		
1/15/2020	0.0064				
4/6/2020				<0.001	
4/7/2020		0.00029 (J)	<0.001		
6/24/2020	0.0049				
6/25/2020			<0.001	<0.001	
6/26/2020		0.00013 (J)			
8/18/2020		0.00019 (J)	<0.001		
8/19/2020				<0.001	
8/20/2020	0.005				
9/29/2020		0.00016 (J)	<0.001	<0.001	
9/30/2020	0.0046				
12/1/2020					0.0058
2/9/2021		<0.001	<0.001		0.00088 (J)
2/10/2021	0.0053				
2/11/2021				<0.001	
9/7/2021		0.00043 (J)	<0.001		
9/8/2021	0.0048			<0.001	0.00019 (J)
2/1/2022		0.00041 (J)	<0.001		<0.001
2/2/2022	0.0042			<0.001	
8/30/2022		0.000509 (J)			
8/31/2022			<0.001	<0.001	<0.001
9/2/2022	0.00411				
2/2/2023		<0.001			<0.001
2/3/2023			<0.001		
2/7/2023	0.00343			<0.001	
8/9/2023	0.00337	0.000325 (J)	<0.001		<0.001
8/10/2023				<0.001	
1/24/2024				<0.001	<0.001
1/25/2024	0.00251	0.000661 (J)	<0.001		

ND substitution: RL or RL/2 if <15% NDs.

Time Series

Constituent: Cobalt (mg/L) Analysis Run 3/6/2024 10:12 AM

Plant Arkwright Data: Arkwright No 3

	ARGWA-3 (bg)	ARGWA-5 (bg)	ARGWC-10	ARGWC-15	ARGWC-16
8/30/2016		<0.001			
8/31/2016	<0.001				
9/1/2016			<0.001		<0.001
9/2/2016				0.03	
10/25/2016	<0.001	<0.001	<0.001		<0.001
10/26/2016				0.0036 (J)	
1/24/2017	<0.001	<0.001			
1/26/2017				0.011	<0.001
1/27/2017			<0.001		
4/11/2017	<0.001	<0.001			<0.001
4/12/2017			<0.001	<0.001	
6/20/2017	<0.001	<0.001			
6/21/2017				<0.001	<0.001
6/22/2017			<0.001		
10/25/2017	<0.001	<0.001			
10/26/2017			<0.001	<0.001	<0.001
4/10/2018	<0.001	<0.001		0.00045 (J)	<0.001
4/11/2018			<0.001		
10/16/2018	<0.001	<0.001			<0.001
10/17/2018			<0.001	<0.001	
8/20/2019	0.00018 (J)	0.00012 (J)			0.00016 (J)
8/21/2019			0.00017 (J)	0.00048 (J)	
10/8/2019	<0.001	<0.001		0.00019 (J)	
10/9/2019			0.00019 (J)		0.00026 (J)
4/7/2020	<0.001	0.00014 (J)			
4/8/2020			<0.001	0.00026 (J)	<0.001
6/23/2020			0.00013 (J)		
6/24/2020					0.00013 (J)
6/25/2020	<0.001	<0.001		0.00022 (J)	
8/18/2020	0.00022 (J)	<0.001			
8/19/2020			0.00015 (J)	0.0004 (J)	<0.001
9/29/2020	<0.001	<0.001		0.0003 (J)	<0.001
10/1/2020			<0.001		
2/9/2021	<0.001	<0.001	<0.001	<0.001	<0.001
9/8/2021	<0.001	<0.001		0.004	<0.001
9/10/2021			<0.001		
2/1/2022	<0.001	<0.001			
2/2/2022			<0.001		
2/3/2022				<0.001	<0.001
8/30/2022		<0.001			
8/31/2022	<0.001		<0.001	<0.001	<0.001
2/2/2023			<0.001		<0.001
2/3/2023	<0.001	0.000448 (J)		<0.001	
8/9/2023	<0.001		<0.001		
8/10/2023		<0.001		0.00439	<0.001
1/24/2024	<0.001	<0.001			
1/25/2024			<0.001	<0.001	<0.001

ND substitution: RL or RL/2 if <15% NDs.

Time Series

Constituent: Cobalt (mg/L) Analysis Run 3/6/2024 10:12 AM

Plant Arkwright Data: Arkwright No 3

	ARGWC-17	ARGWC-18	ARGWC-7	ARGWC-8	ARGWC-9
8/31/2016			<0.001	<0.001	<0.001
9/1/2016	0.037	0.0014 (J)			
10/25/2016	0.0144		<0.001		<0.001
10/26/2016		0.0013 (J)		<0.001	
1/26/2017	0.022		<0.001	<0.001	<0.001
1/27/2017		0.0021 (J)			
4/11/2017	0.026				
4/12/2017		0.0015 (J)	<0.001	<0.001	<0.001
6/21/2017	0.027	0.0018 (J)		<0.001	
6/22/2017			<0.001		<0.001
10/25/2017		0.0013 (J)	<0.001		<0.001
10/26/2017	0.021			<0.001	
4/10/2018	0.021		<0.001		
4/11/2018		0.0014 (J)		<0.001	<0.001
10/17/2018	0.014	0.0012 (J)	<0.001	<0.001	<0.001
8/21/2019	0.018	0.0012	8.6E-05 (J)	0.00021 (J)	<0.001
10/9/2019	0.017	0.00099	0.00034 (J)	0.00041 (J)	0.00021 (J)
4/8/2020	0.016		<0.001		
4/9/2020		0.00091 (J)		0.00013 (J)	0.00015 (J)
6/23/2020				0.00017 (J)	
6/24/2020	0.024	0.00115 (JD)			
6/25/2020			<0.001		
6/26/2020					<0.001
8/18/2020	0.03		<0.001		
8/19/2020					0.00013 (J)
8/20/2020		0.0014 (JD)		0.00023 (J)	
9/29/2020	0.027		<0.001		
9/30/2020		0.00125 (JD)			
10/1/2020				0.00021 (J)	<0.001
2/9/2021	0.025				
2/10/2021		0.0011 (J)	<0.001	0.00015 (J)	<0.001
9/8/2021	0.032				
9/9/2021		0.0016 (J)		<0.001	<0.001
9/10/2021			<0.001		
2/2/2022	0.033			0.00032 (J)	<0.001
2/3/2022		0.0013 (J)	<0.001		
8/31/2022			<0.001	<0.001	<0.001
9/2/2022	0.0516	0.00111			
2/2/2023		0.00109	<0.001	<0.001	<0.001
2/3/2023	0.0332				
8/9/2023	0.0689				
8/10/2023		0.0011	<0.001	<0.001	<0.001
1/25/2024	0.0319	0.00106	<0.001	<0.001	<0.001

ND substitution: RL or RL/2 if <15% NDs.

Time Series

Constituent: Combined Radium 226 + 228 (pCi/L) Analysis Run 3/6/2024 10:12 AM

Plant Arkwright Data: Arkwright No 3

	ARAMW-4	ARGWA-12 (bg)	ARGWA-13 (bg)	ARGWA-14 (bg)	ARGWA-24 (bg)
8/30/2016		1.1			
8/31/2016			0.788	0.949 (U)	
10/24/2016		0.808 (U)			
10/25/2016			0.503 (U)	1.13	
1/23/2017		0.121 (U)		0.426	
1/24/2017			0.369		
4/11/2017		0.378 (U)	0.71	0.604	
6/20/2017				0.974	
6/21/2017		0.511	0.124 (U)		
10/25/2017		0.587	0.981	0.409 (U)	
4/9/2018			0.157 (U)	0.306 (U)	
4/10/2018		0.513			
10/16/2018		0.53	0.305 (U)	0.701	
8/19/2019			0.204 (U)		
8/20/2019		0.759			
8/21/2019				0.0663 (U)	
10/7/2019				0.447 (U)	
10/8/2019		0.76	0.398 (U)		
4/6/2020				0.286 (U)	
4/7/2020		0.622	-0.0414 (U)		
8/18/2020		0.587	0.38 (U)		
8/19/2020				-0.0549 (U)	
8/20/2020	0.624 (U)				
9/29/2020		0.765	0.403 (U)	0.134 (U)	
9/30/2020	0.532				
12/1/2020					-0.0123 (U)
2/9/2021		1.16	0.394 (U)		0.0311 (U)
2/10/2021	0.932				
2/11/2021				0.413 (U)	
9/7/2021		0.385	0.475		
9/8/2021	0.528			0.188 (U)	0.539
2/1/2022		0.615	0.328 (U)		0.149 (U)
2/2/2022	0.369 (U)			0.381 (U)	
8/30/2022		0.804			
8/31/2022			0.596	0.345	0.161
9/2/2022	0.947				
2/2/2023		4.25			0.206 (U)
2/3/2023			1.27 (U)		
2/7/2023	1.16 (U)			1.51 (U)	
8/9/2023	2.55	1.45	1.43 (U)		0.251 (U)
8/10/2023				0.641 (U)	
1/24/2024				1.34 (U)	2.29
1/25/2024	1.05 (U)	1.53	0.0289 (U)		

Time Series

Constituent: Combined Radium 226 + 228 (pCi/L) Analysis Run 3/6/2024 10:12 AM

Plant Arkwright Data: Arkwright No 3

	ARGWA-3 (bg)	ARGWA-5 (bg)	ARGWC-10	ARGWC-15	ARGWC-16
8/30/2016		0.505 (U)			
8/31/2016	0.226 (U)				
9/1/2016			0.153 (U)		0.568
9/2/2016				2.11	
10/25/2016	0.273 (U)	0.177 (U)	0.328 (U)		1.57
10/26/2016				2.45	
1/24/2017	0.11 (U)	0.107 (U)			
1/26/2017				0.276 (U)	0.255 (U)
1/27/2017			-0.0761 (U)		
4/11/2017	0.358 (U)	-0.0587 (U)			0.334 (U)
4/12/2017			0.112 (U)	0.387 (U)	
6/20/2017	0.265 (U)	0.503			
6/21/2017				0.194 (U)	0.518
6/22/2017			0.414		
10/25/2017	0.5	0.512			
10/26/2017			0.334 (U)	0.519	0.79
4/10/2018	0.323	0.262 (U)		0.604	0.394
4/11/2018			0.17 (U)		
10/16/2018	0.798	0.989			0.0598 (U)
10/17/2018			0.38 (U)	0.46 (U)	
8/20/2019	0.352 (U)	-0.0925 (U)			0.227 (U)
8/21/2019			0.352 (U)	0.491	
10/8/2019	0.419 (U)	0.348 (U)		0.421 (U)	
10/9/2019			-0.38 (U)		-0.0245 (U)
4/7/2020	0.0354 (U)	0.198 (U)			
4/8/2020			-0.0401 (U)	0.309 (U)	0.28 (U)
8/18/2020	0.132 (U)	1.12			
8/19/2020			-0.0271 (U)	0.538	0.306 (U)
9/29/2020	-0.0479 (U)	-0.146 (U)		0.394 (U)	-0.0246 (U)
10/1/2020			0.172 (U)		
2/9/2021	-0.187 (U)	-0.312 (U)	0.163 (U)	0.669	0.46
9/8/2021	0.188 (U)	0.558		1.62	-0.108 (U)
9/10/2021			0.0831 (U)		
2/1/2022	-0.0119 (U)	0.147 (U)			
2/2/2022			0.338 (U)		
2/3/2022				0.609	0.712
8/30/2022		0.546			
8/31/2022	0.805		0.5	0.51	0.493
2/2/2023			2.32 (U)		1.31 (U)
2/3/2023	1.51 (U)	2.97		0.376 (U)	
8/9/2023	0.426 (U)		2.22		
8/10/2023		1.63		2.75	0.34 (U)
1/24/2024	2.24	2.12			
1/25/2024			0.699 (U)	2.03	0.505 (U)

Time Series

Constituent: Combined Radium 226 + 228 (pCi/L) Analysis Run 3/6/2024 10:12 AM

Plant Arkwright Data: Arkwright No 3

	ARGWC-17	ARGWC-18	ARGWC-7	ARGWC-8	ARGWC-9
8/31/2016			-0.106 (U)	0.218 (U)	0.279 (U)
9/1/2016	-0.081 (U)	0.495 (U)			
10/25/2016	0.675 (U)		0.518 (U)		0.393 (U)
10/26/2016		0.606 (U)		0.335 (U)	
1/26/2017	0.18 (U)		0.37	0.345 (U)	0.0879 (U)
1/27/2017		0.641			
4/11/2017	0.547				
4/12/2017		-0.0936 (U)	0.316 (U)	0.37 (U)	0.219 (U)
6/21/2017	0.38	0.5		0.144 (U)	
6/22/2017			0.229 (U)		0.552
10/25/2017		0.345 (U)	0.281 (U)		0.388 (U)
10/26/2017	1.48			0.51	
4/10/2018	0.39		0.492		
4/11/2018		0.331 (U)		0.362	0.322
10/17/2018	0.781	0.62	0.495 (U)	0.385 (U)	0.327 (U)
8/21/2019	-0.0366 (U)	0.693	0.0805 (U)	0.125 (U)	0.0554 (U)
10/9/2019	0.118 (U)	0.0684 (U)	0.552	-0.164 (U)	-0.238 (U)
4/8/2020	0.402 (U)		0.366 (U)		
4/9/2020		0.419 (U)		0.255 (U)	0.334 (U)
8/18/2020	0.423		0.376 (U)		
8/19/2020					0.124 (U)
8/20/2020		0.191 (U)		0.14 (U)	
9/29/2020	0.175 (U)		0.334 (U)		
9/30/2020		0.0811 (U)			
10/1/2020				0.512 (U)	0.501
2/9/2021	0.332 (U)				
2/10/2021		0.568	0.412	0.384	0.515
9/8/2021	-0.015 (U)				
9/9/2021		0.669		0.616	0.57
9/10/2021			0.861		
2/2/2022	0.107 (U)			0.271 (U)	0.73 (U)
2/3/2022		0.503	0.12 (U)		
8/31/2022			0.804	0.618	0.0403
9/2/2022	1.75	2.67			
2/2/2023		2.04	1.76 (U)	0.844 (U)	0.0399 (U)
2/3/2023	0.751 (U)				
8/9/2023	1.05 (U)				
8/10/2023		1.65 (U)	1.27 (U)	0.68 (U)	0.492 (U)
1/25/2024	1.2 (U)	0.334 (U)	0.388 (U)	1.96	0.921 (U)

Time Series

Constituent: Fluoride (mg/L) Analysis Run 3/6/2024 10:12 AM

Plant Arkwright Data: Arkwright No 3

	ARAMW-4	ARGWA-12 (bg)	ARGWA-13 (bg)	ARGWA-14 (bg)	ARGWA-24 (bg)
8/30/2016		<0.2			
8/31/2016			<0.1	0.12 (J)	
10/24/2016		0.1 (J)			
10/25/2016			0.08 (J)	0.53	
1/23/2017		<0.2		0.4	
1/24/2017			<0.1		
4/11/2017		<0.2	<0.1	0.31	
6/20/2017				0.27	
6/21/2017		<0.2	<0.1		
10/25/2017		<0.2	<0.1	0.29	
4/9/2018			<0.1	0.25	
4/10/2018		<0.2			
10/16/2018		0.1 (J)	<0.1	0.33	
3/26/2019			<0.1		
3/27/2019		0.031 (J)		0.15 (J)	
8/19/2019			<0.1		
8/20/2019		0.049 (J)			
8/21/2019				0.35	
10/7/2019				0.12 (J)	
10/8/2019		0.27 (J)	0.033 (J)		
4/6/2020				0.28	
4/7/2020		0.082 (J)	0.086 (J)		
6/24/2020	0.041 (J)				
6/25/2020			0.03 (J)	0.17	
6/26/2020		0.051 (J)			
8/18/2020		0.041 (J)	<0.1		
8/19/2020				0.12	
8/20/2020	<0.1				
9/29/2020		0.06 (J)	0.032 (J)	0.13	
9/30/2020	0.028 (J)				
12/1/2020					<0.1
2/9/2021		0.07 (J)	0.036 (J)		0.057 (J)
2/10/2021	0.028 (J)				
2/11/2021				0.25	
9/7/2021		0.11	0.075 (J)		
9/8/2021	0.034 (J)			0.2	0.1
2/1/2022		0.065 (J)	0.032 (J)		0.054 (J)
2/2/2022	0.055 (J)			0.19	
8/30/2022		0.167			
8/31/2022			0.135	0.155	0.164
9/2/2022	0.059 (J)				
2/2/2023		0.221			0.125
2/3/2023			<0.1		
2/7/2023	0.038 (J)			0.275	
8/9/2023	0.23	0.271	0.239		0.0732 (J)
8/10/2023				0.254	
1/24/2024				0.327	0.121
1/25/2024	0.105	0.241	0.175		

ND substitution: RL or RL/2 if <15% NDs.

Time Series

Constituent: Fluoride (mg/L) Analysis Run 3/6/2024 10:12 AM

Plant Arkwright Data: Arkwright No 3

	ARGWA-3 (bg)	ARGWA-5 (bg)	ARGWC-10	ARGWC-15	ARGWC-16
8/30/2016		<0.1			
8/31/2016	<0.1				
9/1/2016			<0.1		<0.1
9/2/2016				0.21	
10/25/2016	0.14 (J)	0.09 (J)	0.1 (J)		0.08 (J)
10/26/2016				0.21 (J)	
1/24/2017	<0.1	<0.1			
1/26/2017				0.097 (J)	<0.1
1/27/2017			<0.1		
4/11/2017	<0.1	<0.1			<0.1
4/12/2017			<0.1	<0.2	
6/20/2017	<0.1	<0.1			
6/21/2017				<0.2	<0.1
6/22/2017			<0.1		
10/25/2017	<0.1	<0.1			
10/26/2017			<0.1	<0.2	<0.1
4/10/2018	<0.1	<0.1		<0.2	<0.1
4/11/2018			<0.1		
10/16/2018	0.1 (J)	<0.1			<0.1
10/17/2018			<0.1	0.1 (J)	
3/27/2019	0.034 (J)	0.026 (J)		0.05 (J)	
3/28/2019			0.03 (J)		<0.1
8/20/2019	0.053 (J)	0.047 (J)			0.033 (J)
8/21/2019			0.047 (J)	0.1 (J)	
10/8/2019	0.056 (J)	0.05 (J)		0.33 (J)	
10/9/2019			0.053 (J)		0.031 (J)
4/7/2020	0.098 (J)	0.072 (J)			
4/8/2020			0.071 (J)	0.12	0.051 (J)
6/23/2020			0.04 (J)		
6/24/2020					0.038 (J)
6/25/2020	0.06 (J)	0.042 (J)		0.067 (J)	
8/18/2020	<0.1	<0.1			
8/19/2020			<0.1	0.081 (J)	<0.1
9/29/2020	0.065 (J)	0.051 (J)		0.089 (J)	0.026 (J)
10/1/2020			0.048 (J)		
2/9/2021	0.084 (J)	0.055 (J)	0.051 (J)	0.094 (J)	0.056 (J)
9/8/2021	0.1	0.1		0.15	0.044 (J)
9/10/2021			0.067 (J)		
2/1/2022	0.086 (J)	0.059 (J)			
2/2/2022			0.063 (J)		
2/3/2022				0.068 (J)	0.027 (J)
8/30/2022		0.155			
8/31/2022	0.184		<0.1	0.169	<0.1
2/2/2023			0.134		<0.1
2/3/2023	0.155 (J)	<0.1		0.136 (J)	
8/9/2023	0.316		0.111		
8/10/2023		0.128		0.131	0.0335 (J)
1/24/2024	0.146	0.117			
1/25/2024			0.252	0.225	0.153

ND substitution: RL or RL/2 if <15% NDs.

Time Series

Constituent: Fluoride (mg/L) Analysis Run 3/6/2024 10:12 AM

Plant Arkwright Data: Arkwright No 3

	ARGWC-17	ARGWC-18	ARGWC-7	ARGWC-8	ARGWC-9
8/31/2016			<0.1	0.11 (J)	<0.1
9/1/2016	<0.1	0.083 (J)			
10/25/2016	0.08 (J)		0.02 (J)		0.2 (J)
10/26/2016		0.32 (o)		0.43 (o)	
1/26/2017	<0.1		<0.1	0.13 (J)	<0.1
1/27/2017		0.097 (J)			
4/11/2017	<0.1				
4/12/2017		0.088 (J)	<0.1	0.13 (J)	<0.1
6/21/2017	<0.1	0.096 (J)		0.14 (J)	
6/22/2017			<0.1		<0.1
10/25/2017		0.092 (J)	<0.1		<0.1
10/26/2017	<0.1			0.13 (J)	
4/10/2018	<0.1		<0.1		
4/11/2018		0.09 (J)		0.13 (J)	<0.1
10/17/2018	<0.1	0.11 (J)	<0.1	0.16 (J)	<0.1
3/27/2019		0.05 (J)			
3/28/2019	<0.1		<0.1	0.089 (J)	<0.1
8/21/2019	0.031 (J)	0.079 (J)	<0.1	0.12 (J)	0.03 (J)
10/9/2019	0.03 (J)	0.068 (J)	0.032 (J)	0.085 (J)	0.038 (J)
4/8/2020	0.053 (J)		0.062 (J)		
4/9/2020		0.11		0.16	0.066 (J)
6/23/2020				0.12	
6/24/2020	<0.1	0.094 (J)			
6/25/2020			<0.1		
6/26/2020					0.027 (J)
8/18/2020	<0.1		<0.1		
8/19/2020					<0.1
8/20/2020		<0.1		0.054 (J)	
9/29/2020	0.029 (J)		0.027 (J)		
9/30/2020		0.082 (J)			
10/1/2020				0.14	0.041 (J)
2/9/2021	<0.1				
2/10/2021		0.12	0.033 (J)	0.17	0.051 (J)
9/8/2021	0.055 (J)				
9/9/2021		0.17		0.18	0.06 (J)
9/10/2021			0.032 (J)		
2/2/2022	0.028 (J)			0.19	0.043 (J)
2/3/2022		0.078 (J)	0.074 (J)		
8/31/2022			<0.1	0.172	0.147
9/2/2022	0.082 (J)	0.141			
2/2/2023		0.176	<0.1	0.217	0.182
2/3/2023	<0.1				
8/9/2023	0.137				
8/10/2023		0.129	<0.1	0.141	0.079 (J)
1/25/2024	<0.1	0.296	0.193	0.295	0.222

ND substitution: RL or RL/2 if <15% NDs.

Time Series

Constituent: Lead (mg/L) Analysis Run 3/6/2024 10:12 AM

Plant Arkwright Data: Arkwright No 3

	ARAMW-4	ARGWA-12 (bg)	ARGWA-13 (bg)	ARGWA-14 (bg)	ARGWA-24 (bg)
5/6/2009		<0.002			
5/7/2009			<0.002		
12/3/2009		<0.002	<0.002		
5/25/2010		<0.002	<0.002		
6/2/2010				<0.002	
11/9/2010		<0.002			
11/10/2010			<0.002	<0.002	
5/19/2011				<0.002	
5/24/2011		<0.002			
5/25/2011			<0.002		
11/9/2011				<0.002	
11/10/2011		<0.002	<0.002		
5/18/2012		<0.002			
5/30/2012			<0.002	<0.002	
11/9/2012		<0.002	<0.002		
11/11/2012				<0.002	
5/8/2013		<0.002			
5/9/2013			<0.002	<0.002	
11/6/2013		<0.002			
11/11/2013			<0.002	<0.002	
5/20/2014		<0.002			
5/21/2014			<0.002		
5/29/2014				<0.002	
11/18/2014		<0.002	<0.002		
11/19/2014				<0.002	
4/7/2015			<0.002		
4/14/2015		<0.002		<0.002	
10/28/2015			<0.002		
10/29/2015		<0.002			
11/4/2015				<0.002	
6/23/2016		<0.002	<0.002	<0.002	
8/30/2016		<0.002			
8/31/2016			<0.002	<0.002	
10/24/2016		0.0002 (J)			
10/25/2016			<0.002	<0.002	
1/23/2017		<0.002		0.0013	
1/24/2017			<0.002		
4/11/2017		<0.002	<0.002	<0.002	
6/20/2017				<0.002	
6/21/2017		<0.002	<0.002		
10/25/2017		<0.002	<0.002	<0.002	
4/9/2018			<0.002	<0.002	
4/10/2018		<0.002			
10/16/2018		<0.002	<0.002	<0.002	
3/26/2019			<0.002		
3/27/2019		<0.002		<0.002	
8/19/2019			<0.002		
8/20/2019		<0.002			
8/21/2019				0.00019 (J)	
10/7/2019				<0.002	
10/8/2019		<0.002	0.00013 (J)		
4/6/2020				<0.002	

ND substitution: RL or RL/2 if <15% NDs.

Time Series

Constituent: Lead (mg/L) Analysis Run 3/6/2024 10:12 AM

Plant Arkwright Data: Arkwright No 3

	ARAMW-4	ARGWA-12 (bg)	ARGWA-13 (bg)	ARGWA-14 (bg)	ARGWA-24 (bg)
4/7/2020		<0.002	<0.002		
8/18/2020		<0.002	<0.002		
8/19/2020				<0.002	
8/20/2020	<0.002				
9/29/2020		<0.002	<0.002	<0.002	
9/30/2020	<0.002				
12/1/2020					<0.002
2/9/2021		<0.002	<0.002		<0.002
2/10/2021	<0.002				
2/11/2021				<0.002	
9/7/2021		<0.002	<0.002		
9/8/2021	<0.002			<0.002	<0.002
2/1/2022		<0.002	<0.002		<0.002
2/2/2022	<0.002			<0.002	
8/30/2022		<0.002			
8/31/2022			<0.002	<0.002	<0.002
9/2/2022	<0.002				
2/2/2023		<0.002			<0.002
2/3/2023			<0.002		
2/7/2023	<0.002			<0.002	
8/9/2023	<0.002	<0.002	<0.002		<0.002
8/10/2023				<0.002	
1/24/2024				<0.002	<0.002
1/25/2024	<0.002	<0.002	<0.002		

ND substitution: RL or RL/2 if <15% NDs.

Time Series

Constituent: Lead (mg/L) Analysis Run 3/6/2024 10:12 AM

Plant Arkwright Data: Arkwright No 3

	ARGWA-3 (bg)	ARGWA-5 (bg)	ARGWC-10	ARGWC-15	ARGWC-16
12/16/1997	0.162 (o)	<0.002			
6/30/1998	0.013	<0.002			
12/2/1998	0.01	0.002			
6/8/1999	0.004	<0.002			
12/7/1999	0.004	<0.002			
6/15/2000	0.004	<0.002			
12/12/2000	0.00378	<0.002			
12/5/2001	0.003	<0.002			
6/26/2002	0.00815	0.00539			
12/3/2002	0.008	<0.002			
6/11/2003	<0.002	<0.002			
12/10/2003	<0.002	<0.002			
6/15/2004	<0.002	<0.002			
12/14/2004	<0.002	0.013 (o)			
6/2/2005	<0.002	<0.002			
12/14/2005	<0.002	<0.002			
4/5/2006	<0.002	<0.002			
10/30/2006	<0.002	<0.002			
5/10/2007	<0.002	<0.002			
11/17/2007	<0.002	<0.002			
5/3/2008	<0.002	<0.002			
10/22/2008	<0.002	<0.002			
5/5/2009				<0.002	
5/6/2009		<0.002			
5/7/2009	<0.002				
5/12/2009					<0.002
5/13/2009			<0.002		
12/1/2009		<0.002			
12/3/2009			<0.002		
12/4/2009	<0.002			<0.002	
12/5/2009					<0.002
5/25/2010		<0.002			
5/26/2010			<0.002		<0.002
6/1/2010	<0.002			<0.002	
11/9/2010		<0.002	<0.002		<0.002
11/10/2010	<0.002			<0.002	
5/19/2011			<0.002		
5/24/2011		<0.002			<0.002
5/25/2011	<0.002			<0.002	
11/9/2011				<0.002	
11/10/2011		<0.002			
11/11/2011			<0.002		
11/12/2011	<0.002				<0.002
5/17/2012			<0.002		
5/18/2012		<0.002			
5/30/2012					<0.002
5/31/2012	0.0005 (J)			0.0008 (J)	
11/9/2012		<0.002	<0.002		<0.002
11/10/2012				<0.002	
11/11/2012	<0.002				
5/7/2013			<0.002		
5/8/2013		<0.002			

ND substitution: RL or RL/2 if <15% NDs.

Time Series

Constituent: Lead (mg/L) Analysis Run 3/6/2024 10:12 AM

Plant Arkwright Data: Arkwright No 3

	ARGWA-3 (bg)	ARGWA-5 (bg)	ARGWC-10	ARGWC-15	ARGWC-16
5/13/2013	<0.002			0.025 (o)	<0.002
11/6/2013		<0.002	<0.002		<0.002
11/12/2013	<0.002			<0.002	
5/20/2014		<0.002	<0.002		
5/21/2014					<0.002
5/28/2014				<0.002	
5/29/2014	<0.002				
11/17/2014		<0.002			<0.002
11/18/2014			<0.002		
11/20/2014				<0.002	
4/7/2015		<0.002	<0.002		<0.002
4/14/2015	<0.002			<0.002	
10/28/2015		<0.002	<0.002		<0.002
11/3/2015	<0.002			<0.002	
6/23/2016	<0.002	<0.002	<0.002	<0.002	
6/24/2016					<0.002
8/30/2016		<0.002			
8/31/2016	<0.002				
9/1/2016			<0.002		<0.002
9/2/2016				0.0056	
10/25/2016	<0.002	<0.002	<0.002		<0.002
10/26/2016				0.0003 (J)	
1/24/2017	<0.002	<0.002			
1/26/2017				<0.002	<0.002
1/27/2017			<0.002		
4/11/2017	<0.002	<0.002			<0.002
4/12/2017			<0.002	<0.002	
6/20/2017	<0.002	<0.002			
6/21/2017				<0.002	<0.002
6/22/2017			<0.002		
10/25/2017	<0.002	<0.002			
10/26/2017			<0.002	<0.002	<0.002
4/10/2018	<0.002	<0.002		<0.002	<0.002
4/11/2018			<0.002		
10/16/2018	<0.002	<0.002			<0.002
10/17/2018			<0.002	0.0016	
3/27/2019	<0.002	<0.002		<0.002	
3/28/2019			<0.002		<0.002
8/20/2019	0.00014 (J)	0.00014 (J)			<0.002
8/21/2019			<0.002	<0.002	
10/8/2019	0.001	0.00016 (J)		<0.002	
10/9/2019			<0.002		<0.002
4/7/2020	<0.002	<0.002			
4/8/2020			0.031	<0.002	<0.002
8/18/2020	0.00019 (J)	0.00013 (J)			
8/19/2020			0.00013 (J)	<0.002	<0.002
9/29/2020	<0.002	<0.002		<0.002	<0.002
10/1/2020			<0.002		
2/9/2021	<0.002	<0.002	<0.002	<0.002	<0.002
9/8/2021	<0.002	<0.002		0.0016	<0.002
9/10/2021			<0.002		
2/1/2022	<0.002	<0.002			

Time Series

Constituent: Lead (mg/L) Analysis Run 3/6/2024 10:12 AM

Plant Arkwright Data: Arkwright No 3

	ARGWA-3 (bg)	ARGWA-5 (bg)	ARGWC-10	ARGWC-15	ARGWC-16
2/2/2022			<0.002		
2/3/2022				<0.002	0.00021 (J)
8/30/2022		<0.002			
8/31/2022	<0.002		<0.002	<0.002	<0.002
2/2/2023			<0.002		<0.002
2/3/2023	<0.002	<0.002		<0.002	
8/9/2023	<0.002		<0.002		
8/10/2023		<0.002		0.000841 (J)	<0.002
1/24/2024	<0.002	<0.002			
1/25/2024			<0.002	<0.002	<0.002

ND substitution: RL or RL/2 if <15% NDs.

Time Series

Constituent: Lead (mg/L) Analysis Run 3/6/2024 10:12 AM

Plant Arkwright Data: Arkwright No 3

	ARGWC-17	ARGWC-18	ARGWC-7	ARGWC-8	ARGWC-9
12/14/2005			<0.002		
4/5/2006			<0.002		
10/30/2006			<0.002		
5/10/2007			0.0032		
11/17/2007			<0.002		
5/2/2008			0.008 (o)		
10/22/2008			<0.002		
5/12/2009	<0.002	<0.002			
5/13/2009					<0.002
5/14/2009			0.00083	<0.002	
12/1/2009			<0.002		
12/3/2009				<0.002	<0.002
12/4/2009	<0.002	<0.002			
5/25/2010	<0.002	<0.002			
5/26/2010			<0.002	<0.002	<0.002
11/9/2010	<0.002			<0.002	<0.002
11/10/2010		<0.002	<0.002		
5/18/2011				<0.002	
5/19/2011		<0.002			<0.002
5/24/2011	<0.002				
5/25/2011			<0.002		
11/11/2011			<0.002	<0.002	<0.002
11/12/2011	<0.002	<0.002			
5/17/2012		<0.002	<0.002	<0.002	<0.002
5/30/2012	<0.002				
11/9/2012	<0.002		<0.002	<0.002	<0.002
11/10/2012		<0.002			
5/7/2013		<0.002		<0.002	<0.002
5/8/2013	<0.002		<0.002		
11/5/2013		<0.002	<0.002	<0.002	
11/6/2013	<0.002				<0.002
5/20/2014	<0.002				
5/21/2014			<0.002	<0.002	<0.002
5/28/2014		<0.002			
11/17/2014	<0.002		<0.002		
11/18/2014				<0.002	<0.002
11/19/2014		<0.002			
4/7/2015	<0.002		<0.002	<0.002	<0.002
4/15/2015		<0.002			
10/28/2015	<0.002		<0.002	<0.002	<0.002
10/29/2015		<0.002			
6/23/2016			<0.002	<0.002	<0.002
6/24/2016	<0.002	<0.002			
8/31/2016			<0.002	<0.002	<0.002
9/1/2016	<0.002	<0.002			
10/25/2016	<0.002		<0.002		<0.002
10/26/2016		0.0002 (J)		<0.002	
1/26/2017	<0.002		<0.002	<0.002	<0.002
1/27/2017		<0.002			
4/11/2017	<0.002				
4/12/2017		<0.002	<0.002	<0.002	<0.002
6/21/2017	<0.002	<0.002		<0.002	

ND substitution: RL or RL/2 if <15% NDs.

Time Series

Constituent: Lead (mg/L) Analysis Run 3/6/2024 10:12 AM

Plant Arkwright Data: Arkwright No 3

	ARGWC-17	ARGWC-18	ARGWC-7	ARGWC-8	ARGWC-9
6/22/2017			<0.002		<0.002
10/25/2017		<0.002	<0.002		<0.002
10/26/2017	<0.002			<0.002	
4/10/2018	<0.002		<0.002		
4/11/2018		<0.002		<0.002	<0.002
10/17/2018	<0.002	<0.002	<0.002	<0.002	<0.002
3/27/2019		<0.002			
3/28/2019	<0.002		<0.002	<0.002	<0.002
8/21/2019	<0.002	<0.002	<0.002	<0.002	<0.002
10/9/2019	<0.002	<0.002	<0.002	0.00019 (J)	0.00016 (J)
4/8/2020	<0.002		<0.002		
4/9/2020		<0.002		<0.002	<0.002
8/18/2020	<0.002		<0.002		
8/19/2020					<0.002
8/20/2020		0.00028 (J)		<0.002	
9/29/2020	<0.002		<0.002		
9/30/2020		0.0002 (J)			
10/1/2020				<0.002	<0.002
2/9/2021	<0.002				
2/10/2021		<0.002	<0.002	<0.002	<0.002
9/8/2021	0.00022 (J)				
9/9/2021		0.00031 (J)		<0.002	<0.002
9/10/2021			<0.002		
2/2/2022	<0.002			0.00024 (J)	<0.002
2/3/2022		<0.002	<0.002		
8/31/2022			<0.002	<0.002	<0.002
9/2/2022	<0.002	<0.002			
2/2/2023		<0.002	<0.002	<0.002	<0.002
2/3/2023	<0.002				
8/9/2023	<0.002				
8/10/2023		<0.002	<0.002	<0.002	<0.002
1/25/2024	<0.002	<0.002	<0.002	<0.002	<0.002

ND substitution: RL or RL/2 if <15% NDs.

Time Series

Constituent: Lithium (mg/L) Analysis Run 3/6/2024 10:12 AM

Plant Arkwright Data: Arkwright No 3

	ARAMW-4	ARGWA-12 (bg)	ARGWA-13 (bg)	ARGWA-14 (bg)	ARGWA-24 (bg)
8/30/2016		0.0052			
8/31/2016			0.0053	0.0053	
10/24/2016		<0.05 (o)			
10/25/2016			0.0048 (J)	<0.01	
1/23/2017		0.0039 (J)		0.0043 (J)	
1/24/2017			0.0032 (J)		
4/11/2017		0.004 (J)	0.0036 (J)	<0.01	
6/20/2017				0.0042 (J)	
6/21/2017		0.0041 (J)	0.0052		
10/25/2017		0.0056	0.0059	0.0061	
4/9/2018			0.0056	0.0052	
4/10/2018		0.007			
10/16/2018		0.0045 (J)	0.0057	0.0052	
8/19/2019			0.0058		
8/20/2019		0.0053			
8/21/2019				<0.01	
10/7/2019				0.007	
10/8/2019		0.0078	0.0099		
4/6/2020				<0.01	
4/7/2020		0.0036 (J)	0.0036 (J)		
6/24/2020	0.013				
6/25/2020			0.0067	0.0071	
6/26/2020		0.0061			
8/18/2020		0.0039 (J)	0.0042 (J)		
8/19/2020				<0.01	
8/20/2020	0.012				
9/29/2020		0.0048 (J)	0.0052	0.0044 (J)	
9/30/2020	0.012				
12/1/2020					<0.01
2/9/2021		0.0051	0.0054		<0.01
2/10/2021	0.014				
2/11/2021				<0.01	
9/7/2021		0.0042 (J)	0.0059		
9/8/2021	0.013			<0.01	<0.01
2/1/2022		0.0047 (J)	0.0045 (J)		0.0027 (J)
2/2/2022	0.014			0.0032 (J)	
8/30/2022		0.00493 (J)			
8/31/2022			0.00609 (J)	0.00399 (J)	<0.01
9/2/2022	0.0117				
2/2/2023		0.00499 (J)			<0.01
2/3/2023			0.00436 (J)		
2/7/2023	0.0133			0.00426 (J)	
8/9/2023	0.013	0.00479 (J)	0.00536 (J)		<0.01
8/10/2023				<0.01	
1/24/2024				0.00304 (J)	<0.01
1/25/2024	0.0136	0.00332 (J)	0.00566 (J)		

ND substitution: RL or RL/2 if <15% NDs.

Time Series

Constituent: Lithium (mg/L) Analysis Run 3/6/2024 10:12 AM

Plant Arkwright Data: Arkwright No 3

	ARGWA-3 (bg)	ARGWA-5 (bg)	ARGWC-10	ARGWC-15	ARGWC-16
8/30/2016		<0.01			
8/31/2016	<0.01				
9/1/2016			<0.01		<0.01
9/2/2016				0.0045 (J)	
10/25/2016	<0.01	<0.01	<0.01		<0.01
10/26/2016				0.0025 (J)	
1/24/2017	<0.01	<0.01			
1/26/2017				<0.01	<0.01
1/27/2017			<0.01		
4/11/2017	<0.01	<0.01			<0.01
4/12/2017			<0.01	<0.01	
6/20/2017	<0.01	<0.01			
6/21/2017				<0.01	<0.01
6/22/2017			<0.01		
10/25/2017	<0.01	<0.01			
10/26/2017			<0.01	<0.01	<0.01
4/10/2018	<0.01	<0.01		0.0029 (J)	0.0031 (J)
4/11/2018			0.0015 (J)		
10/16/2018	0.0017 (J)	<0.01			0.0016 (J)
10/17/2018			0.0011 (J)	<0.01	
8/20/2019	<0.01	<0.01			<0.01
8/21/2019			<0.01	<0.01	
10/8/2019	0.0047 (J)	0.0055		0.004 (J)	
10/9/2019			0.0055		0.0076
4/7/2020	<0.01	<0.01			
4/8/2020			<0.01	<0.01	<0.01
6/23/2020			<0.01		
6/24/2020					<0.01
6/25/2020	<0.01	<0.01		0.004 (J)	
8/18/2020	<0.01	<0.01			
8/19/2020			<0.01	<0.01	<0.01
9/29/2020	<0.01	<0.01		<0.01	<0.01
10/1/2020			<0.01		
2/9/2021	<0.01	<0.01	<0.01	<0.01	<0.01
9/8/2021	<0.01	<0.01		<0.01	<0.01
9/10/2021			<0.01		
2/1/2022	<0.01	<0.01			
2/2/2022			0.0012 (J)		
2/3/2022				0.002 (J)	0.002 (J)
8/30/2022		<0.01			
8/31/2022	<0.01		<0.01	<0.01	<0.01
2/2/2023			<0.01		<0.01
2/3/2023	<0.01	<0.01		<0.01	
8/9/2023	<0.01		<0.01		
8/10/2023		<0.01		<0.01	<0.01
1/24/2024	<0.01	<0.01			
1/25/2024			<0.01	<0.01	<0.01

ND substitution: RL or RL/2 if <15% NDs.

Time Series

Constituent: Lithium (mg/L) Analysis Run 3/6/2024 10:12 AM

Plant Arkwright Data: Arkwright No 3

	ARGWC-17	ARGWC-18	ARGWC-7	ARGWC-8	ARGWC-9
8/31/2016			<0.01	0.0039 (J)	<0.01
9/1/2016	<0.01	0.0033 (J)			
10/25/2016	<0.01		0.0024 (J)		<0.01
10/26/2016		0.0037 (J)		0.0025 (J)	
1/26/2017	<0.01		0.0033 (J)	0.0035 (J)	<0.01
1/27/2017		0.0048 (J)			
4/11/2017	<0.01				
4/12/2017		0.0039 (J)	<0.01	<0.005	<0.01
6/21/2017	<0.01	0.0037 (J)		<0.005	
6/22/2017			<0.01		<0.01
10/25/2017		0.0047 (J)	0.005		<0.01
10/26/2017	<0.01			0.0041 (J)	
4/10/2018	0.0023 (J)		0.005		
4/11/2018		0.0062		0.0041 (J)	<0.01
10/17/2018	0.0014 (J)	0.0049 (J)	0.0025 (J)	0.0037 (J)	<0.01
8/21/2019	<0.01	0.0036 (J)	0.0034 (J)	<0.005	<0.01
10/9/2019	0.0071	0.013	0.0083	0.0077	0.0061
4/8/2020	<0.01		<0.01		
4/9/2020		<0.005		<0.005	<0.01
6/23/2020				0.0042 (J)	
6/24/2020	<0.01	0.0047 (J)			
6/25/2020			0.0046 (J)		
6/26/2020					<0.01
8/18/2020	<0.01		<0.01		
8/19/2020					<0.01
8/20/2020		<0.005		<0.005	
9/29/2020	<0.01		<0.01		
9/30/2020		0.0048 (J)			
10/1/2020				0.0035 (J)	<0.01
2/9/2021	<0.01				
2/10/2021		0.0041 (J)	<0.01	<0.005	<0.01
9/8/2021	<0.01				
9/9/2021		0.0047 (J)		0.0037 (J)	<0.01
9/10/2021			<0.01		
2/2/2022	0.0014 (J)			0.0039 (J)	<0.01
2/3/2022		0.0046 (J)	0.0031 (J)		
8/31/2022			0.00308 (J)	0.00345 (J)	<0.01
9/2/2022	<0.01	0.0038 (J)			
2/2/2023		0.00391 (J)	<0.01	0.00337 (J)	<0.01
2/3/2023	<0.01				
8/9/2023	<0.01				
8/10/2023		0.0043 (J)	<0.01	0.00333 (J)	<0.01
1/25/2024	<0.01	0.00385 (J)	<0.01	0.00315 (J)	<0.01

ND substitution: RL or RL/2 if <15% NDs.

Time Series

Constituent: Mercury (mg/L) Analysis Run 3/6/2024 10:12 AM

Plant Arkwright Data: Arkwright No 3

	ARAMW-4	ARGWA-12 (bg)	ARGWA-13 (bg)	ARGWA-14 (bg)	ARGWA-24 (bg)
8/30/2016		<0.0002			
8/31/2016			<0.0002	<0.0002	
10/24/2016		<0.0002			
10/25/2016			<0.0002	<0.0002	
1/23/2017		<0.0002		<0.0002	
1/24/2017			<0.0002		
4/11/2017		<0.0002	<0.0002	<0.0002	
6/20/2017				<0.0002	
6/21/2017		<0.0002	<0.0002		
10/25/2017		<0.0002	<0.0002	<0.0002	
4/9/2018			<0.0002	<0.0002	
4/10/2018		7.2E-05 (J)			
10/16/2018		<0.0002	<0.0002	<0.0002	
8/19/2019			<0.0002		
8/20/2019		<0.0002			
8/21/2019				<0.0002	
4/6/2020				<0.0002	
4/7/2020		<0.0002	<0.0002		
8/18/2020		<0.0002	<0.0002		
8/19/2020				<0.0002	
8/20/2020	<0.0002				
12/1/2020					<0.0002
2/9/2021					<0.0002
9/7/2021		<0.0002	<0.0002		
9/8/2021	<0.0002			<0.0002	<0.0002
2/1/2022		<0.0002	<0.0002		<0.0002
2/2/2022	<0.0002			<0.0002	
8/30/2022		<0.0002			
8/31/2022			<0.0002	<0.0002	<0.0002
9/2/2022	<0.0002				
2/2/2023		<0.0002			<0.0002
2/3/2023			<0.0002		
2/7/2023	<0.0002			<0.0002	
8/9/2023	<0.0002	<0.0002	<0.0002		<0.0002
8/10/2023				<0.0002	
1/24/2024				<0.0002	<0.0002
1/25/2024	<0.0002	<0.0002	<0.0002		

ND substitution: RL or RL/2 if <15% NDs.

Time Series

Constituent: Mercury (mg/L) Analysis Run 3/6/2024 10:12 AM

Plant Arkwright Data: Arkwright No 3

	ARGWA-3 (bg)	ARGWA-5 (bg)	ARGWC-10	ARGWC-15	ARGWC-16
8/30/2016		<0.0002			
8/31/2016	<0.0002				
9/1/2016			<0.0002		8.8E-05 (J)
9/2/2016				<0.0002	
10/25/2016	<0.0002	<0.0002	<0.0002		<0.0002
10/26/2016				<0.0002	
1/24/2017	<0.0002	<0.0002			
1/26/2017				<0.0002	7.9E-05 (J)
1/27/2017			7.7E-05 (J)		
4/11/2017	<0.0002	<0.0002			<0.0002
4/12/2017			<0.0002	<0.0002	
6/20/2017	<0.0002	<0.0002			
6/21/2017				<0.0002	0.00011 (J)
6/22/2017			<0.0002		
10/25/2017	<0.0002	<0.0002			
10/26/2017			<0.0002	<0.0002	9.4E-05 (J)
4/10/2018	<0.0002	7E-05 (J)		7.1E-05 (J)	9.9E-05 (J)
4/11/2018			<0.0002		
10/16/2018	<0.0002	<0.0002			7E-05 (J)
10/17/2018			<0.0002	<0.0002	
8/20/2019	<0.0002	<0.0002			<0.0002
8/21/2019			<0.0002	<0.0002	
4/7/2020	0.00016 (J)	<0.0002			
4/8/2020			<0.0002	<0.0002	<0.0002
8/18/2020	<0.0002	<0.0002			
8/19/2020			<0.0002	<0.0002	<0.0002
9/8/2021	<0.0002	<0.0002		<0.0002	<0.0002
9/10/2021			<0.0002		
2/1/2022	<0.0002	<0.0002			
2/2/2022			<0.0002		
2/3/2022				<0.0002	<0.0002
8/30/2022		<0.0002			
8/31/2022	<0.0002		<0.0002	<0.0002	<0.0002
2/2/2023			<0.0002		<0.0002
2/3/2023	<0.0002	<0.0002		<0.0002	
8/9/2023	<0.0002		<0.0002		
8/10/2023		<0.0002		<0.0002	<0.0002
1/24/2024	<0.0002	<0.0002			
1/25/2024			<0.0002	<0.0002	<0.0002

ND substitution: RL or RL/2 if <15% NDs.

Time Series

Constituent: Mercury (mg/L) Analysis Run 3/6/2024 10:12 AM

Plant Arkwright Data: Arkwright No 3

	ARGWC-17	ARGWC-18	ARGWC-7	ARGWC-8	ARGWC-9
8/31/2016			<0.0002	<0.0002	<0.0002
9/1/2016	<0.0002	<0.0002			
10/25/2016	<0.0002		<0.0002		<0.0002
10/26/2016		<0.0002		<0.0002	
1/26/2017	<0.0002		<0.0002	8.1E-05 (J)	<0.0002
1/27/2017		7.4E-05 (J)			
4/11/2017	<0.0002				
4/12/2017		<0.0002	<0.0002	<0.0002	<0.0002
6/21/2017	<0.0002	<0.0002		<0.0002	
6/22/2017			<0.0002		<0.0002
10/25/2017		<0.0002	<0.0002		<0.0002
10/26/2017	<0.0002			<0.0002	
4/10/2018	<0.0002		7E-05 (J)		
4/11/2018		<0.0002		<0.0002	<0.0002
10/17/2018	<0.0002	<0.0002	<0.0002	<0.0002	<0.0002
8/21/2019	<0.0002	<0.0002	<0.0002	<0.0002	<0.0002
4/8/2020	<0.0002		<0.0002		
4/9/2020		<0.0002		<0.0002	<0.0002
8/18/2020	<0.0002		<0.0002		
8/19/2020					<0.0002
8/20/2020		<0.0002		<0.0002	
9/8/2021	<0.0002				
9/9/2021		<0.0002		<0.0002	<0.0002
9/10/2021			<0.0002		
2/2/2022	<0.0002			<0.0002	<0.0002
2/3/2022		<0.0002	<0.0002		
8/31/2022			<0.0002	<0.0002	<0.0002
9/2/2022	<0.0002	<0.0002			
2/2/2023		<0.0002	<0.0002	<0.0002	<0.0002
2/3/2023	<0.0002				
8/9/2023	<0.0002				
8/10/2023		<0.0002	<0.0002	<0.0002	<0.0002
1/25/2024	<0.0002	<0.0002	<0.0002	<0.0002	<0.0002

ND substitution: RL or RL/2 if <15% NDs.

Time Series

Constituent: Molybdenum (mg/L) Analysis Run 3/6/2024 10:12 AM

Plant Arkwright Data: Arkwright No 3

	ARAMW-4	ARGWA-12 (bg)	ARGWA-13 (bg)	ARGWA-14 (bg)	ARGWA-24 (bg)
8/30/2016		<0.015			
8/31/2016			<0.001	0.004 (J)	
10/24/2016		<0.015			
10/25/2016			<0.001	<0.015	
1/23/2017		<0.015		<0.015	
1/24/2017			<0.001		
4/11/2017		<0.015	<0.001	<0.015	
6/20/2017				<0.015	
6/21/2017		<0.015	<0.001		
10/25/2017		<0.015	0.0018 (J)	<0.015	
4/9/2018			<0.001	<0.015	
4/10/2018		<0.015			
10/16/2018		<0.015	<0.001	<0.015	
8/19/2019			<0.001		
8/20/2019		<0.015			
8/21/2019				0.002 (J)	
10/7/2019				0.00067 (J)	
10/8/2019		<0.015	<0.001		
4/6/2020				0.00084 (J)	
4/7/2020		<0.015	<0.001		
6/24/2020	0.00079 (J)				
6/25/2020			<0.001	<0.015	
6/26/2020		<0.015			
8/18/2020		<0.015	<0.001		
8/19/2020				0.00065 (J)	
8/20/2020	<0.001				
9/29/2020		<0.015	<0.001	<0.015	
9/30/2020	0.00073 (J)				
12/1/2020					<0.001
2/9/2021		<0.015	<0.001		<0.001
2/10/2021	<0.001				
2/11/2021				<0.015	
9/7/2021		<0.015	<0.001		
9/8/2021	<0.001			<0.015	<0.001
2/1/2022		<0.015	<0.001		<0.001
2/2/2022	<0.001			<0.015	
8/30/2022		0.000274			
8/31/2022			<0.001	0.000862 (J)	<0.001
9/2/2022	0.000288				
2/2/2023		0.000357 (J)			<0.001
2/3/2023			<0.001		
2/7/2023	0.000328 (J)			0.000201 (J)	
8/9/2023	<0.001	0.000299 (J)	<0.001		<0.001
8/10/2023				0.000738 (J)	
1/24/2024				0.000781 (J)	<0.001
1/25/2024	0.000274 (J)	0.000272 (J)	<0.001		

ND substitution: RL or RL/2 if <15% NDs.

Time Series

Constituent: Molybdenum (mg/L) Analysis Run 3/6/2024 10:12 AM

Plant Arkwright Data: Arkwright No 3

	ARGWA-3 (bg)	ARGWA-5 (bg)	ARGWC-10	ARGWC-15	ARGWC-16
8/30/2016		<0.001			
8/31/2016	<0.001				
9/1/2016			<0.001		<0.001
9/2/2016				0.0015 (J)	
10/25/2016	<0.001	<0.001	<0.001		<0.001
10/26/2016				<0.015	
1/24/2017	<0.001	<0.001			
1/26/2017				<0.015	<0.001
1/27/2017			<0.001		
4/11/2017	<0.001	<0.001			<0.001
4/12/2017			<0.001	<0.015	
6/20/2017	<0.001	<0.001			
6/21/2017				<0.015	<0.001
6/22/2017			<0.001		
10/25/2017	0.00093 (J)	<0.001			
10/26/2017			<0.001	<0.015	<0.001
4/10/2018	<0.001	<0.001		0.00097 (J)	<0.001
4/11/2018			<0.001		
10/16/2018	<0.001	<0.001			<0.001
10/17/2018			<0.001	<0.015	
8/20/2019	<0.001	<0.001			<0.001
8/21/2019			<0.001	0.0017 (J)	
10/8/2019	<0.001	<0.001		0.0011 (J)	
10/9/2019			<0.001		<0.001
4/7/2020	<0.001	<0.001			
4/8/2020			<0.001	0.00075 (J)	<0.001
6/23/2020			<0.001		
6/24/2020					<0.001
6/25/2020	<0.001	<0.001		0.00086 (J)	
8/18/2020	<0.001	<0.001			
8/19/2020			<0.001	0.0016 (J)	<0.001
9/29/2020	<0.001	<0.001		0.0019 (J)	<0.001
10/1/2020			<0.001		
2/9/2021	<0.001	<0.001	<0.001	0.0012 (J)	<0.001
9/8/2021	<0.001	<0.001		0.0017 (J)	<0.001
9/10/2021			<0.001		
2/1/2022	<0.001	<0.001			
2/2/2022			<0.001		
2/3/2022				0.0011 (J)	<0.001
8/30/2022		<0.001			
8/31/2022	<0.001		<0.001	0.00179	<0.001
2/2/2023			<0.001		<0.001
2/3/2023	0.000393 (J)	0.000302 (J)		0.000959 (J)	
8/9/2023	<0.001		<0.001		
8/10/2023		<0.001		0.00212	<0.001
1/24/2024	0.000236 (J)	<0.001			
1/25/2024			<0.001	0.000948 (J)	<0.001

ND substitution: RL or RL/2 if <15% NDs.

Time Series

Constituent: Molybdenum (mg/L) Analysis Run 3/6/2024 10:12 AM

Plant Arkwright Data: Arkwright No 3

	ARGWC-17	ARGWC-18	ARGWC-7	ARGWC-8	ARGWC-9
8/31/2016			<0.001	0.034	<0.001
9/1/2016	<0.001	<0.001			
10/25/2016	<0.001		<0.001		<0.001
10/26/2016		<0.001		0.0377	
1/26/2017	<0.001		<0.001	0.04	<0.001
1/27/2017		<0.001			
4/11/2017	<0.001				
4/12/2017		<0.001	<0.001	0.035	<0.001
6/21/2017	<0.001	<0.001		0.038	
6/22/2017			<0.001		<0.001
10/25/2017		<0.001	<0.001		<0.001
10/26/2017	<0.001			0.041	
4/10/2018	<0.001		<0.001		
4/11/2018		<0.001		0.037	<0.001
10/17/2018	<0.001	<0.001	<0.001	0.036	<0.001
8/21/2019	<0.001	<0.001	<0.001	0.051	<0.001
10/9/2019	<0.001	<0.001	<0.001	0.049	<0.001
4/8/2020	<0.001		<0.001		
4/9/2020		<0.001		0.039	<0.001
6/23/2020				0.043	
6/24/2020	<0.001	<0.001			
6/25/2020			<0.001		
6/26/2020					<0.001
8/18/2020	<0.001		<0.001		
8/19/2020					<0.001
8/20/2020		<0.001		0.042	
9/29/2020	<0.001		<0.001		
9/30/2020		<0.001			
10/1/2020				0.043	<0.001
2/9/2021	<0.001				
2/10/2021		<0.001	<0.001	0.041	<0.001
9/8/2021	<0.001				
9/9/2021		<0.001		0.043	<0.001
9/10/2021			<0.001		
2/2/2022	<0.001			0.042	<0.001
2/3/2022		<0.001	<0.001		
8/31/2022			<0.001	0.0437	<0.001
9/2/2022	<0.001	<0.001			
2/2/2023		0.000288 (J)	<0.001	0.0428	<0.001
2/3/2023	<0.001				
8/9/2023	<0.001				
8/10/2023		<0.001	<0.001	0.0424	<0.001
1/25/2024	<0.001	<0.001	<0.001	0.0446	<0.001

ND substitution: RL or RL/2 if <15% NDs.

Time Series

Constituent: pH (SU) Analysis Run 3/6/2024 10:12 AM

Plant Arkwright Data: Arkwright No 3

	ARAMW-4	ARGWA-12 (bg)	ARGWA-13 (bg)	ARGWA-14 (bg)	ARGWA-24 (bg)
8/30/2016		6.82 (o)			
8/31/2016			6.67 (o)	7.55 (o)	
10/24/2016		5.99			
10/25/2016			5.8	6.92	
1/23/2017		5.94		6.76	
1/24/2017			5.82		
4/11/2017		5.88	5.78	6.72	
6/20/2017				6.66	
6/21/2017		5.73	5.67		
10/25/2017		6.13	5.72	6.77	
4/9/2018			5.78	6.6	
4/10/2018		5.95			
10/16/2018		5.94	5.74	6.63	
3/26/2019			5.96		
3/27/2019		6		6.83	
8/19/2019			5.59		
8/20/2019		5.89			
8/21/2019				6.94	
10/7/2019				6.69	
10/8/2019		5.93	5.74		
1/15/2020	6.36				
4/6/2020				6.65	
4/7/2020		5.91	5.84		
6/24/2020	5.78				
6/25/2020			5.8	6.38	
6/26/2020		5.94			
8/18/2020		6.48	6.15		
8/19/2020				6.62	
8/20/2020	5.77				
9/29/2020		5.88	5.75	6.8	
9/30/2020	5.94				
12/1/2020					5.85
2/9/2021		5.92	5.79		5.69
2/10/2021	5.64				
2/11/2021				7.02	
9/7/2021		5.89	5.71		
9/8/2021	5.52			7.04	5.8
2/1/2022		5.97	5.86		5.77
2/2/2022	6.17			6.41	
8/30/2022		5.88			
8/31/2022			5.53	6.8	5.65
9/2/2022	5.65				
2/2/2023		5.86			5.62
2/3/2023			5.84		
2/7/2023	5.64			6.25	
8/9/2023	5.62	6.13	5.94		5.7
8/10/2023				6.43	
1/24/2024				6.84	5.7
1/25/2024	5.59	5.85	5.76		

Time Series

Constituent: pH (SU) Analysis Run 3/6/2024 10:12 AM

Plant Arkwright Data: Arkwright No 3

	ARGWA-3 (bg)	ARGWA-5 (bg)	ARGWC-10	ARGWC-15	ARGWC-16
8/30/2016		6.07			
8/31/2016	6.09		6.16		
9/1/2016					5.49
9/2/2016				6.54	
10/25/2016	5.92	5.96	6.02	6.25	5.29
10/26/2016				6.23	
1/24/2017	5.98	5.89			
1/26/2017				6.4	5.29
1/27/2017			5.98		
4/11/2017	5.82	5.78			5.21
4/12/2017			5.87	6.1	
6/20/2017	5.8	5.69			
6/21/2017				6.11	5.21
6/22/2017			5.68		
10/25/2017	5.89	6.11			
10/26/2017			6.07	6.2	5.2
4/10/2018	5.85	5.58		6.17	5.34
4/11/2018			5.72		
10/16/2018	6.03	5.86			5.47
10/17/2018			5.9	6.34	
3/27/2019	6.1	5.97		6.6	
3/28/2019			6.05		5.31
8/20/2019	5.83	5.8			5.35
8/21/2019			5.82	6.3	
10/8/2019	5.96	5.93		6.38	
10/9/2019			5.94		5.22
4/7/2020	5.9	5.86			
4/8/2020			5.95	6.26	5.07
6/23/2020			5.95		
6/24/2020					5.2
6/25/2020	5.75	5.87		6.32	
8/18/2020	6.47	6.18			
8/19/2020			7.06	6.47	5.24
9/29/2020	6.02	6		7.11	5.5
10/1/2020			5.83		
2/9/2021	5.94	5.88	5.94	6.43	5.24
2/11/2021	5.94	5.87			5.23
9/8/2021	5.97	5.93		6.48	5.32
9/10/2021			6.01		
2/1/2022	5.93	5.83			
2/2/2022			5.95		
2/3/2022				6.39	5.26
8/30/2022		5.88			
8/31/2022	5.96		5.96	6.46	5.18
2/2/2023			5.86		5.18
2/3/2023	6.07	5.93		6.73	
8/9/2023	5.83		5.99		
8/10/2023		5.61		6.36	5.15
1/24/2024	6.03	5.81			
1/25/2024			5.9	6.24	5.22

Time Series

Constituent: pH (SU) Analysis Run 3/6/2024 10:12 AM

Plant Arkwright Data: Arkwright No 3

	ARGWC-17	ARGWC-18	ARGWC-7	ARGWC-8	ARGWC-9
8/31/2016			5.98	6.62	6.1
9/1/2016	5.52	6.19			
10/25/2016	5.45		5.81		5.92
10/26/2016		6.03		6.44	
1/26/2017	5.43		5.73	6.34	5.82
1/27/2017		6.01			
4/11/2017	5.33				
4/12/2017		5.97	5.65	6.36	5.79
6/21/2017	5.3	5.9		6.28	
6/22/2017			5.69		5.64
10/25/2017		5.97	5.99		5.7
10/26/2017	5.29			6.47	
4/10/2018	5.46		5.6		
4/11/2018		5.87		6.34	5.69
10/17/2018	5.32	5.9	5.67	6.2	5.81
3/27/2019		6.06			
3/28/2019	5.36		5.85		5.97
3/29/2019				6.55	
8/21/2019	5.07	5.94	5.77	6.36	5.76
10/9/2019	5.27	6.01	5.76	6.47	5.9
4/8/2020	5.02		5.75		
4/9/2020		5.98		6.42	5.9
6/23/2020				6.37	
6/24/2020	5.11	5.91			
6/25/2020			5.75		
6/26/2020					5.85
8/18/2020	5.07		6.7		
8/19/2020					7.21
8/20/2020		6.43		6.34	
9/29/2020	5.75		5.92		
9/30/2020		5.98			
10/1/2020				6.44	5.78
2/9/2021	5.17				
2/10/2021		5.99	5.77	6.45	5.91
2/11/2021		6.03			5.95
9/8/2021	5.15				
9/9/2021		6.04		6.4	5.91
9/10/2021			5.83		
2/2/2022	5.15			6.43	5.95
2/3/2022		6	5.74		
8/31/2022			5.98	6.38	5.98
9/2/2022	5.11	6.03			
2/2/2023		6.12	5.85	6.53	6
2/3/2023	5.22				
8/9/2023	4.99				
8/10/2023		6.09	5.69	6.63	6.1
1/25/2024	5.13	6.08	5.74	6.51	5.96

Time Series

Constituent: Selenium (mg/L) Analysis Run 3/6/2024 10:12 AM

Plant Arkwright Data: Arkwright No 3

	ARAMW-4	ARGWA-12 (bg)	ARGWA-13 (bg)	ARGWA-14 (bg)	ARGWA-24 (bg)
5/6/2009		0.0054			
5/7/2009			0.0059		
12/3/2009		0.006	0.0057		
5/25/2010		<0.005	<0.005		
6/2/2010				<0.005	
11/9/2010		<0.005			
11/10/2010			<0.005	<0.005	
5/19/2011				<0.005	
5/24/2011		<0.005			
5/25/2011			<0.005		
11/9/2011				<0.005	
11/10/2011		<0.005	<0.005		
5/18/2012		<0.005			
5/30/2012			<0.005	<0.005	
11/9/2012		<0.005	<0.005		
11/11/2012				<0.005	
5/8/2013		<0.005			
5/9/2013			<0.005	<0.005	
11/6/2013		<0.005			
11/11/2013			<0.005	<0.005	
5/20/2014		<0.005			
5/21/2014			<0.005		
5/29/2014				<0.005	
11/18/2014		<0.005	0.0083		
11/19/2014				<0.005	
4/7/2015			<0.005		
4/14/2015		<0.005		<0.005	
10/28/2015			0.023		
10/29/2015		<0.005			
11/4/2015				<0.005	
6/23/2016		<0.005	0.0096	<0.005	
8/30/2016		<0.005			
8/31/2016			0.017	0.00077 (J)	
10/24/2016		<0.005			
10/25/2016			0.0257	<0.005	
1/23/2017		<0.005		0.00037 (J)	
1/24/2017			0.0097		
4/11/2017		<0.005	0.0079	<0.005	
6/20/2017				0.00044 (J)	
6/21/2017		0.00025 (J)	0.019		
10/25/2017		0.00027 (J)	0.022	0.00038 (J)	
4/9/2018			0.0063	<0.005	
4/10/2018		0.00033 (J)			
10/16/2018		<0.005	0.021	<0.005	
3/26/2019			0.015		
3/27/2019		<0.005		<0.005	
8/19/2019			0.034		
8/20/2019		<0.005			
8/21/2019				<0.005	
10/7/2019				<0.005	
10/8/2019		<0.005	0.03		
4/6/2020				<0.005	

ND substitution: RL or RL/2 if <15% NDs.

Time Series

Constituent: Selenium (mg/L) Analysis Run 3/6/2024 10:12 AM

Plant Arkwright Data: Arkwright No 3

	ARAMW-4	ARGWA-12 (bg)	ARGWA-13 (bg)	ARGWA-14 (bg)	ARGWA-24 (bg)
4/7/2020		<0.005	0.0094		
8/18/2020		<0.005	0.019		
8/19/2020				<0.005	
8/20/2020	<0.005				
9/29/2020		<0.005	0.021	<0.005	
9/30/2020	<0.005				
12/1/2020					<0.005
2/9/2021		<0.005	0.019		<0.005
2/10/2021	<0.005				
2/11/2021				<0.005	
9/7/2021		<0.005	0.032		
9/8/2021	<0.005			<0.005	<0.005
2/1/2022		<0.005	0.013		<0.005
2/2/2022	0.0011 (J)			<0.005	
8/30/2022		<0.005			
8/31/2022			0.0259	<0.005	<0.005
9/2/2022	<0.005				
2/2/2023		<0.005			<0.005
2/3/2023			0.00739		
2/7/2023	<0.005			<0.005	
8/9/2023	<0.005	<0.005	0.0279		<0.005
8/10/2023				<0.005	
1/24/2024				<0.005	<0.005
1/25/2024	0.00276 (J)	<0.005	0.0173		

ND substitution: RL or RL/2 if <15% NDs.

Time Series

Constituent: Selenium (mg/L) Analysis Run 3/6/2024 10:12 AM

Plant Arkwright Data: Arkwright No 3

	ARGWA-3 (bg)	ARGWA-5 (bg)	ARGWC-10	ARGWC-15	ARGWC-16
12/16/1997	<0.005	<0.005			
6/30/1998	<0.005	<0.005			
12/2/1998	<0.005	<0.005			
6/8/1999	<0.005	<0.005			
12/7/1999	<0.005	<0.005			
6/15/2000	<0.005	<0.005			
12/12/2000	<0.005	<0.005			
12/5/2001	<0.005	<0.005			
6/26/2002	<0.005	<0.005			
12/3/2002	<0.005	<0.005			
6/11/2003	<0.005	<0.005			
12/10/2003	<0.005	<0.005			
6/15/2004	<0.005	<0.005			
12/14/2004	<0.005	<0.005			
6/2/2005	<0.005	<0.005			
12/14/2005	<0.005	<0.005			
4/5/2006	<0.005	<0.005			
10/30/2006	<0.005	<0.005			
5/10/2007	<0.005	<0.005			
11/17/2007	<0.005	<0.005			
5/3/2008	<0.005	<0.005			
10/22/2008	<0.005	<0.005			
5/5/2009				0.0041	
5/6/2009		0.0047			
5/7/2009	0.0049				
5/12/2009					0.0062
5/13/2009			0.005		
12/1/2009		0.0046			
12/3/2009			0.0057		
12/4/2009	<0.005			<0.005	
12/5/2009					<0.005
5/25/2010		<0.005			
5/26/2010			<0.005		<0.005
6/1/2010	<0.005			<0.005	
11/9/2010		<0.005	<0.005		<0.005
11/10/2010	<0.005			<0.005	
5/19/2011			<0.005		
5/24/2011		<0.005			<0.005
5/25/2011	<0.005			<0.005	
11/9/2011				<0.005	
11/10/2011		<0.005			
11/11/2011			<0.005		
11/12/2011	<0.005				<0.005
5/17/2012			<0.005		
5/18/2012		<0.005			
5/30/2012					0.0016 (J)
5/31/2012	<0.005			<0.005	
11/9/2012		<0.005	<0.005		<0.005
11/10/2012				<0.005	
11/11/2012	<0.005				
5/7/2013			<0.005		
5/8/2013		<0.005			

ND substitution: RL or RL/2 if <15% NDs.

Time Series

Constituent: Selenium (mg/L) Analysis Run 3/6/2024 10:12 AM

Plant Arkwright Data: Arkwright No 3

	ARGWA-3 (bg)	ARGWA-5 (bg)	ARGWC-10	ARGWC-15	ARGWC-16
5/13/2013	<0.005			<0.005	<0.005
11/6/2013		<0.005	<0.005		<0.005
11/12/2013	<0.005			<0.005	
5/20/2014		<0.005	<0.005		
5/21/2014					<0.005
5/28/2014				<0.005	
5/29/2014	<0.005				
11/17/2014		<0.005			<0.005
11/18/2014			<0.005		
11/20/2014				<0.005	
4/7/2015		<0.005	<0.005		<0.005
4/14/2015	<0.005			<0.005	
10/28/2015		<0.005	<0.005		<0.005
11/3/2015	<0.005			<0.005	
6/23/2016	<0.005	<0.005	<0.005	<0.005	
6/24/2016					0.0014
8/30/2016		<0.005			
8/31/2016	<0.005				
9/1/2016			<0.005		0.0014
9/2/2016				0.0005 (J)	
10/25/2016	<0.005	<0.005	<0.005		0.0015 (J)
10/26/2016				<0.005	
1/24/2017	<0.005	<0.005			
1/26/2017				<0.005	0.00071 (J)
1/27/2017			<0.005		
4/11/2017	<0.005	<0.005			0.0011 (J)
4/12/2017			<0.005	<0.005	
6/20/2017	<0.005	<0.005			
6/21/2017				<0.005	0.00075 (J)
6/22/2017			<0.005		
10/25/2017	0.00032 (J)	0.00027 (J)			
10/26/2017			<0.005	0.0004 (J)	0.0012 (J)
4/10/2018	<0.005	<0.005		0.00044 (J)	0.0013
4/11/2018			<0.005		
10/16/2018	<0.005	<0.005			0.00072 (J)
10/17/2018			<0.005	<0.005	
3/27/2019	<0.005	<0.005		<0.005	
3/28/2019			<0.005		0.0017
8/20/2019	<0.005	<0.005			<0.005
8/21/2019			<0.005	<0.005	
10/8/2019	<0.005	<0.005		<0.005	
10/9/2019			<0.005		0.0018 (J)
4/7/2020	<0.005	<0.005			
4/8/2020			<0.005	<0.005	0.0022 (J)
8/18/2020	<0.005	<0.005			
8/19/2020			<0.005	<0.005	0.0029 (J)
9/29/2020	<0.005	<0.005		<0.005	0.0025 (J)
10/1/2020			<0.005		
2/9/2021	<0.005	<0.005	<0.005	<0.005	0.0019 (J)
9/8/2021	<0.005	<0.005		<0.005	0.0024 (J)
9/10/2021			0.0017 (J)		
2/1/2022	<0.005	<0.005			

ND substitution: RL or RL/2 if <15% NDs.

Time Series

Constituent: Selenium (mg/L) Analysis Run 3/6/2024 10:12 AM

Plant Arkwright Data: Arkwright No 3

	ARGWA-3 (bg)	ARGWA-5 (bg)	ARGWC-10	ARGWC-15	ARGWC-16
2/2/2022			<0.005		
2/3/2022				<0.005	0.0032 (J)
8/30/2022		<0.005			
8/31/2022	<0.005		<0.005	<0.005	0.00287 (J)
2/2/2023			<0.005		0.00466 (J)
2/3/2023	<0.005	<0.005		<0.005	
8/9/2023	<0.005		<0.005		
8/10/2023		<0.005		<0.005	0.00421 (J)
1/24/2024	<0.005	<0.005			
1/25/2024			<0.005	<0.005	0.00555

Time Series

Constituent: Selenium (mg/L) Analysis Run 3/6/2024 10:12 AM

Plant Arkwright Data: Arkwright No 3

	ARGWC-17	ARGWC-18	ARGWC-7	ARGWC-8	ARGWC-9
12/14/2005			<0.005		
4/5/2006			<0.005		
10/30/2006			<0.005		
5/10/2007			<0.005		
11/17/2007			<0.005		
5/2/2008			<0.005		
10/22/2008			<0.005		
5/12/2009	0.0059	0.0039			
5/13/2009					0.0049
5/14/2009			0.0046	0.0035	
12/1/2009			0.0019		
12/3/2009				<0.005	0.0045
12/4/2009	<0.005	<0.005			
5/25/2010	<0.005	<0.005			
5/26/2010			<0.005	<0.005	<0.005
11/9/2010	<0.005			<0.005	<0.005
11/10/2010		<0.005	<0.005		
5/18/2011				<0.005	
5/19/2011		<0.005			<0.005
5/24/2011	<0.005				
5/25/2011			<0.005		
11/11/2011			<0.005	<0.005	<0.005
11/12/2011	<0.005	<0.005			
5/17/2012		0.0006 (J)	<0.005	<0.005	<0.005
5/30/2012	<0.005				
11/9/2012	<0.005		<0.005	<0.005	<0.005
11/10/2012		<0.005			
5/7/2013		<0.005		<0.005	<0.005
5/8/2013	<0.005		<0.005		
11/5/2013		<0.005	<0.005	<0.005	
11/6/2013	<0.005				<0.005
5/20/2014	<0.005				
5/21/2014			<0.005	<0.005	<0.005
5/28/2014		<0.005			
11/17/2014	<0.005		<0.005		
11/18/2014				<0.005	<0.005
11/19/2014		<0.005			
4/7/2015	<0.005		<0.005	<0.005	<0.005
4/15/2015		<0.005			
10/28/2015	<0.005		<0.005	<0.005	<0.005
10/29/2015		<0.005			
6/23/2016			0.00029 (J)	<0.005	<0.005
6/24/2016	<0.005	<0.005			
8/31/2016			<0.005	<0.005	0.00024 (J)
9/1/2016	<0.005	<0.005			
10/25/2016	<0.005		<0.005		<0.005
10/26/2016		<0.005		<0.005	
1/26/2017	<0.005		<0.005	<0.005	<0.005
1/27/2017		<0.005			
4/11/2017	<0.005				
4/12/2017		<0.005	<0.005	<0.005	<0.005
6/21/2017	<0.005	<0.005		<0.005	

ND substitution: RL or RL/2 if <15% NDs.

Time Series

Constituent: Selenium (mg/L) Analysis Run 3/6/2024 10:12 AM

Plant Arkwright Data: Arkwright No 3

	ARGWC-17	ARGWC-18	ARGWC-7	ARGWC-8	ARGWC-9
6/22/2017			<0.005		<0.005
10/25/2017		<0.005	<0.005		0.00029 (J)
10/26/2017	<0.005			<0.005	
4/10/2018	<0.005		<0.005		
4/11/2018		<0.005		<0.005	<0.005
10/17/2018	<0.005	<0.005	<0.005	<0.005	<0.005
3/27/2019		<0.005			
3/28/2019	<0.005		<0.005	<0.005	<0.005
8/21/2019	<0.005	<0.005	<0.005	<0.005	<0.005
10/9/2019	<0.005	<0.005	<0.005	<0.005	<0.005
4/8/2020	<0.005		<0.005		
4/9/2020		<0.005		<0.005	<0.005
8/18/2020	<0.005		<0.005		
8/19/2020					<0.005
8/20/2020		<0.005		<0.005	
9/29/2020	<0.005		<0.005		
9/30/2020		<0.005			
10/1/2020				<0.005	<0.005
2/9/2021	<0.005				
2/10/2021		<0.005	<0.005	<0.005	<0.005
9/8/2021	<0.005				
9/9/2021		<0.005		<0.005	<0.005
9/10/2021			0.0028 (J)		
2/2/2022	0.00076 (J)			<0.005	<0.005
2/3/2022		<0.005	<0.005		
8/31/2022			<0.005	<0.005	<0.005
9/2/2022	<0.005	<0.005			
2/2/2023		<0.005	<0.005	<0.005	<0.005
2/3/2023	<0.005				
8/9/2023	0.00231 (J)				
8/10/2023		<0.005	<0.005	<0.005	<0.005
1/25/2024	<0.005	<0.005	<0.005	<0.005	<0.005

ND substitution: RL or RL/2 if <15% NDs.

Time Series

Constituent: Silver (mg/L) Analysis Run 3/6/2024 10:12 AM

Plant Arkwright Data: Arkwright No 3

	ARAMW-4	ARGWA-12 (bg)	ARGWA-13 (bg)	ARGWA-14 (bg)	ARGWA-24 (bg)
5/6/2009		<0.001			
5/7/2009			<0.001		
12/3/2009		<0.001	<0.001		
5/25/2010		<0.001	<0.001		
6/2/2010				<0.001	
11/9/2010		<0.001			
11/10/2010			<0.001	<0.001	
5/19/2011				<0.001	
5/24/2011		<0.001			
5/25/2011			<0.001		
5/18/2012		0.0001 (J)			
5/30/2012			<0.001	<0.001	
11/9/2012		<0.001	<0.001		
11/11/2012				<0.001	
5/8/2013		<0.001			
5/9/2013			<0.001	<0.001	
11/6/2013		<0.001			
11/11/2013			<0.001	<0.001	
5/20/2014		<0.001			
5/21/2014			<0.001		
5/29/2014				<0.001	
11/18/2014		<0.001	<0.001		
11/19/2014				<0.001	
4/7/2015			<0.001		
4/14/2015		<0.001		<0.001	
10/28/2015			<0.001		
10/29/2015		<0.001			
11/4/2015				<0.001	
6/23/2016		<0.001	<0.001	<0.001	
10/24/2016		<0.001			
10/25/2016			<0.001	<0.001	
4/11/2017		<0.001	<0.001	<0.001	
10/25/2017		<0.001	0.00013 (J)	<0.001	
4/9/2018			<0.001	<0.001	
4/10/2018		<0.001			
10/16/2018		<0.001	<0.001	<0.001	
3/26/2019			<0.001		
3/27/2019		<0.001		<0.001	
10/7/2019				0.00022 (J)	
10/8/2019		<0.001	0.00047 (J)		
4/6/2020				<0.001	
4/7/2020		<0.001	<0.001		
9/29/2020		<0.001	<0.001	<0.001	
9/30/2020	<0.001				
12/1/2020					<0.001 (D)
2/9/2021		<0.001	<0.001		<0.001
2/10/2021	<0.001				
2/11/2021				<0.001	
9/7/2021		<0.001	<0.001		
9/8/2021	<0.001			<0.001	<0.001
2/1/2022		<0.001	<0.001		<0.001
2/2/2022	<0.001			<0.001	

ND substitution: RL or RL/2 if <15% NDs.

Time Series

Constituent: Silver (mg/L) Analysis Run 3/6/2024 10:12 AM

Plant Arkwright Data: Arkwright No 3

	ARAMW-4	ARGWA-12 (bg)	ARGWA-13 (bg)	ARGWA-14 (bg)	ARGWA-24 (bg)
8/30/2022		<0.001			
8/31/2022			<0.001	<0.001	<0.001
9/2/2022	<0.001				
2/2/2023		<0.001			<0.001
2/3/2023			<0.001		
2/7/2023	<0.001			<0.001	
8/9/2023	<0.001	<0.001	<0.001		<0.001
8/10/2023				<0.001	
1/24/2024				<0.001	<0.001
1/25/2024	<0.001	<0.001	<0.001		

ND substitution: RL or RL/2 if <15% NDs.

Time Series

Constituent: Silver (mg/L) Analysis Run 3/6/2024 10:12 AM

Plant Arkwright Data: Arkwright No 3

	ARGWA-3 (bg)	ARGWA-5 (bg)	ARGWC-10	ARGWC-15	ARGWC-16
12/16/1997	0.035 (o)	<0.001			
6/30/1998	<0.001	<0.001			
12/2/1998	<0.001	<0.001			
6/8/1999	<0.001	<0.001			
12/7/1999	<0.001	<0.001			
6/15/2000	<0.001	<0.001			
12/12/2000	0.0051	<0.001			
12/5/2001	<0.001	<0.001			
6/26/2002	<0.001	<0.001			
12/3/2002	<0.001	<0.001			
6/11/2003	<0.001	<0.001			
12/10/2003	0.003	0.002 (o)			
6/15/2004	<0.001	<0.001			
12/14/2004	<0.001	<0.001			
6/2/2005	<0.001	<0.001			
12/14/2005	<0.001	<0.001			
4/5/2006	<0.001	<0.001			
10/30/2006	0.002	<0.001			
5/10/2007	0.0017	<0.001			
11/17/2007	<0.001	<0.001			
5/3/2008	<0.001	<0.001			
10/22/2008	<0.001	<0.001			
5/5/2009				<0.001	
5/6/2009		<0.001			
5/7/2009	<0.001				
5/12/2009					0.0011
5/13/2009			0.0009		
12/1/2009		<0.001			
12/3/2009			0.00083		
12/4/2009	<0.001			0.00098	
12/5/2009					0.0004
5/25/2010		<0.001			
5/26/2010			<0.001		<0.001
6/1/2010	<0.001			<0.001	
11/9/2010		<0.001	<0.001		<0.001
11/10/2010	<0.001			<0.001	
5/19/2011			<0.001		
5/24/2011		<0.001			<0.001
5/25/2011	<0.001			<0.001	
5/17/2012			<0.001		
5/18/2012		<0.001			
5/30/2012					<0.001
5/31/2012	<0.001			<0.001	
11/9/2012		<0.001	<0.001		<0.001
11/10/2012				<0.001	
11/11/2012	<0.001				
5/7/2013			<0.001		
5/8/2013		<0.001			
5/13/2013	<0.001			<0.001	<0.001
11/6/2013		<0.001	<0.001		<0.001
11/12/2013	<0.001			<0.001	
5/20/2014		<0.001	<0.001		

ND substitution: RL or RL/2 if <15% NDs.

Time Series

Constituent: Silver (mg/L) Analysis Run 3/6/2024 10:12 AM

Plant Arkwright Data: Arkwright No 3

	ARGWA-3 (bg)	ARGWA-5 (bg)	ARGWC-10	ARGWC-15	ARGWC-16
5/21/2014					<0.001
5/28/2014				<0.001	
5/29/2014	<0.001				
11/17/2014		<0.001			<0.001
11/18/2014			<0.001		
11/20/2014				<0.001	
4/7/2015		<0.001	<0.001		<0.001
4/14/2015	<0.001			<0.001	
10/28/2015		<0.001	<0.001		<0.001
11/3/2015	<0.001			<0.001	
6/23/2016	<0.001	<0.001	<0.001	<0.001	
6/24/2016					<0.001
10/25/2016	<0.001	<0.001	<0.001		<0.001
10/26/2016				<0.001	
4/11/2017	<0.001	<0.001			<0.001
4/12/2017			<0.001	<0.001	
10/25/2017	<0.001	<0.001			
10/26/2017			<0.001	0.00037 (J)	0.00026 (J)
4/10/2018	<0.001	<0.001		<0.001	<0.001
4/11/2018			<0.001		
10/16/2018	<0.001	<0.001			<0.001
10/17/2018			<0.001	<0.001	
3/27/2019	<0.001	<0.001		<0.001	
3/28/2019			<0.001		<0.001
10/8/2019	0.00019 (J)	0.0003 (J)		0.00018 (J)	
10/9/2019			<0.001		<0.001
4/7/2020	<0.001	<0.001			
4/8/2020			<0.001	<0.001	<0.001
9/29/2020	<0.001	<0.001		<0.001	<0.001
10/1/2020			<0.001		
2/9/2021	<0.001	<0.001	<0.001	<0.001	<0.001
9/8/2021	<0.001	<0.001		<0.001	<0.001
9/10/2021			<0.001		
2/1/2022	<0.001	<0.001			
2/2/2022			<0.001		
2/3/2022				<0.001	<0.001
8/30/2022		<0.001			
8/31/2022	<0.001		<0.001	<0.001	<0.001
2/2/2023			<0.001		<0.001
2/3/2023	<0.001	<0.001		<0.001	
8/9/2023	<0.001		<0.001		
8/10/2023		<0.001		<0.001	<0.001
1/24/2024	<0.001	<0.001			
1/25/2024			<0.001	<0.001	<0.001

ND substitution: RL or RL/2 if <15% NDs.

Time Series

Constituent: Silver (mg/L) Analysis Run 3/6/2024 10:12 AM

Plant Arkwright Data: Arkwright No 3

	ARGWC-17	ARGWC-18	ARGWC-7	ARGWC-8	ARGWC-9
12/14/2005			<0.001		
4/5/2006			<0.001		
10/30/2006			<0.001		
5/10/2007			0.0011		
11/17/2007			<0.001		
5/2/2008			<0.001		
10/22/2008			<0.001		
5/12/2009	0.0011	<0.001			
5/13/2009					0.0024 (o)
5/14/2009			<0.001	<0.001	
12/1/2009			<0.001		
12/3/2009				<0.001	0.0007
12/4/2009	0.0014	0.0008			
5/25/2010	<0.001	<0.001			
5/26/2010			<0.001	<0.001	<0.001
11/9/2010	<0.001			<0.001	<0.001
11/10/2010		<0.001	<0.001		
5/18/2011				<0.001	
5/19/2011		<0.001			<0.001
5/24/2011	<0.001				
5/25/2011			<0.001		
5/17/2012		<0.001	<0.001	<0.001	<0.001
5/30/2012	<0.001				
11/9/2012	<0.001		<0.001	<0.001	<0.001
11/10/2012		<0.001			
5/7/2013		<0.001		<0.001	<0.001
5/8/2013	<0.001		<0.001		
11/5/2013		<0.001	<0.001	<0.001	
11/6/2013	<0.001				<0.001
5/20/2014	<0.001				
5/21/2014			<0.001	<0.001	<0.001
5/28/2014		<0.001			
11/17/2014	<0.001		<0.001		
11/18/2014				<0.001	<0.001
11/19/2014		<0.001			
4/7/2015	<0.001		<0.001	<0.001	<0.001
4/15/2015		<0.001			
10/28/2015	<0.001		<0.001	<0.001	<0.001
10/29/2015		<0.001			
6/23/2016			<0.001	<0.001	<0.001
6/24/2016	<0.001	<0.001			
10/25/2016	<0.001		<0.001		<0.001
10/26/2016		<0.001		<0.001	
4/11/2017	<0.001				
4/12/2017		<0.001	<0.001	<0.001	<0.001
10/25/2017		<0.001	<0.001		<0.001
10/26/2017	<0.001			<0.001	
4/10/2018	<0.001		<0.001		
4/11/2018		<0.001		<0.001	<0.001
10/17/2018	<0.001	<0.001	<0.001	<0.001	<0.001
3/27/2019		<0.001			
3/28/2019	<0.001		<0.001	<0.001	<0.001

ND substitution: RL or RL/2 if <15% NDs.

Time Series

Constituent: Silver (mg/L) Analysis Run 3/6/2024 10:12 AM

Plant Arkwright Data: Arkwright No 3

	ARGWC-17	ARGWC-18	ARGWC-7	ARGWC-8	ARGWC-9
10/9/2019	<0.001	<0.001	<0.001	<0.001	<0.001
4/8/2020	<0.001		<0.001		
4/9/2020		<0.001		<0.001	<0.001
9/29/2020	<0.001		<0.001		
9/30/2020		<0.001			
10/1/2020				<0.001	<0.001
2/9/2021	<0.001				
2/10/2021		<0.001	<0.001	<0.001	<0.001
9/8/2021	<0.001				
9/9/2021		<0.001		<0.001	<0.001
9/10/2021			<0.001		
2/2/2022	<0.001			<0.001	<0.001
2/3/2022		<0.001	<0.001		
8/31/2022			<0.001	<0.001	<0.001
9/2/2022	<0.001	<0.001			
2/2/2023		<0.001	<0.001	<0.001	<0.001
2/3/2023	<0.001				
8/9/2023	<0.001				
8/10/2023		<0.001	<0.001	<0.001	<0.001
1/25/2024	<0.001	<0.001	<0.001	<0.001	<0.001

ND substitution: RL or RL/2 if <15% NDs.

Time Series

Constituent: Sulfate (mg/L) Analysis Run 3/6/2024 10:12 AM

Plant Arkwright Data: Arkwright No 3

	ARAMW-4	ARGWA-12 (bg)	ARGWA-13 (bg)	ARGWA-14 (bg)	ARGWA-24 (bg)
5/6/2009		16.6			
5/7/2009			21.4		
12/3/2009		12.3	11.6		
5/25/2010		6.44	12.3		
6/2/2010				129	
11/9/2010		6.83			
11/10/2010			10.6	140	
5/19/2011				269	
5/24/2011		8.55			
5/25/2011			11.9		
11/9/2011				308	
11/10/2011		9.74	100		
5/18/2012		8.72			
5/30/2012			61.3	296	
11/9/2012		5.9	202		
11/11/2012				225	
5/8/2013		5.66			
5/9/2013			33.4	268	
11/6/2013		9.04			
11/11/2013			316	132	
5/20/2014		7.25			
5/21/2014			162		
5/29/2014				216	
11/18/2014		10	370		
11/19/2014				160	
4/7/2015			235		
4/14/2015		9.61		105	
10/28/2015			737		
10/29/2015		10.2			
11/4/2015				74.4	
6/23/2016		9.8	380	18	
8/30/2016		9.5			
8/31/2016			600	19	
10/24/2016		11			
10/25/2016			820	42	
1/23/2017		11		12	
1/24/2017			370		
4/11/2017		9.1	340	7.1	
6/20/2017				8.5	
6/21/2017		10	540		
10/25/2017		11	580	9.1	
4/9/2018			230	11	
4/10/2018		9.5			
10/16/2018		10	520	14	
3/26/2019			430		
3/27/2019		9.1		15	
10/7/2019				12	
10/8/2019		55	950		
4/6/2020				10	
4/7/2020		8	270		
6/24/2020	860				
6/25/2020			410	3.3	

Time Series

Constituent: Sulfate (mg/L) Analysis Run 3/6/2024 10:12 AM

Plant Arkwright Data: Arkwright No 3

	ARAMW-4	ARGWA-12 (bg)	ARGWA-13 (bg)	ARGWA-14 (bg)	ARGWA-24 (bg)
6/26/2020		9			
9/29/2020		8.3	540	4.1	
9/30/2020	790				
12/1/2020					7.5
2/9/2021		11	520		8.5
2/10/2021	1000				
2/11/2021				10	
9/7/2021		9	870		
9/8/2021	1100			3	6.8
2/1/2022		7.8	360		6.8
2/2/2022	1000			8.6	
8/30/2022		7.11			
8/31/2022			855	2.58	6.94
9/2/2022	1080				
2/2/2023		6.71			6.22
2/3/2023			209		
2/7/2023	1110			2.52	
8/9/2023	1140	6.19	784		6.34
8/10/2023				14.4	
1/24/2024				8.23	5.18
1/25/2024	1330	7.05	537		

Time Series

Constituent: Sulfate (mg/L) Analysis Run 3/6/2024 10:12 AM

Plant Arkwright Data: Arkwright No 3

	ARGWA-3 (bg)	ARGWA-5 (bg)	ARGWC-10	ARGWC-15	ARGWC-16
12/16/1997	<1	2			
6/30/1998	<1	<1			
12/2/1998	0.654	0.709			
6/8/1999	1.46	<1			
12/7/1999	0.399	0.531			
6/15/2000	0.601	0.733			
12/12/2000	0.45	0.621			
12/5/2001	0.094	0.274			
6/26/2002	4.95	0.505			
12/3/2002	0.911	0.515			
6/11/2003	1.85	0.508			
12/10/2003	0.77	0.578			
6/15/2004	1.3	1.23			
12/14/2004	1.02	1.22			
6/2/2005	0.834	0.908			
12/14/2005	<1	0.825			
4/5/2006	<1	1.06			
10/30/2006	0.865	0.996			
5/10/2007	1.03	1.01			
11/17/2007	0.818	1.72			
5/3/2008	0.941	1.2			
10/22/2008	<1	<1			
5/5/2009				2.89	
5/6/2009		0.807			
5/7/2009	0.46				
5/12/2009					57.9
5/13/2009			0.984		
12/1/2009		0.644			
12/3/2009			0.544		
12/4/2009	1.06			3.13	
12/5/2009					72.1
5/25/2010		0.509			
5/26/2010			0.37		70.3
6/1/2010	5.56			14.5	
11/9/2010		0.348	0.299		74.8
11/10/2010	0.241			5.04	
5/19/2011			0.502		
5/24/2011		0.532			87.2
5/25/2011	0.383			4.57	
11/9/2011				4.15	
11/10/2011		0.209			
11/11/2011			0.172		
11/12/2011	<1				97.9
5/17/2012			0.438		
5/18/2012		0.471			
5/30/2012					103
5/31/2012	0.426			4.05	
11/9/2012		0.589	0.537		140
11/10/2012				5.68	
11/11/2012	0.455 (J)				
5/7/2013			0.437		
5/8/2013		0.504			

ND substitution: RL or RL/2 if <15% NDs.

Time Series

Constituent: Sulfate (mg/L) Analysis Run 3/6/2024 10:12 AM

Plant Arkwright Data: Arkwright No 3

	ARGWA-3 (bg)	ARGWA-5 (bg)	ARGWC-10	ARGWC-15	ARGWC-16
5/13/2013	2.61			2.45	160
11/6/2013		<1	<1		146
11/12/2013	<1			11.8	
5/20/2014		0.5 (J)	0		
5/21/2014					217
5/28/2014				14.6	
5/29/2014	1.41				
11/17/2014		<1			97
11/18/2014			<1		
11/20/2014				12	
4/7/2015		0.469	0.464		125
4/14/2015	0.377			8.71	
10/28/2015		0.28	0.293		106
11/3/2015	0.215			5.14	
6/23/2016	<1	<1	<1	6.9	
6/24/2016					170
8/30/2016		<1			
8/31/2016	<1				
9/1/2016			<1		130
9/2/2016				6.1	
10/25/2016	0.3 (J)	0.4 (J)	0.38 (J)		200
10/26/2016				22	
1/24/2017	<1	<1			
1/26/2017				5.1	130
1/27/2017			<1		
4/11/2017	<1	<1			150
4/12/2017			<1	4	
6/20/2017	<1	<1			
6/21/2017				4.6	130
6/22/2017			<1		
10/25/2017	<1	<1			
10/26/2017			<1	5.4	110
4/10/2018	<1	<1		6.7	130
4/11/2018			<1		
10/16/2018	<1	<1			84
10/17/2018			<1	6.8	
3/27/2019	0.38 (J)	0.55 (J)		7.2	
3/28/2019			0.38 (J)		220
10/8/2019	0.7 (J)	0.7 (J)		31	
10/9/2019			0.59 (J)		210
4/7/2020	0.67 (J)	<1			
4/8/2020			<1	5.9	200
6/23/2020			<1		
6/24/2020					310
6/25/2020	1.6	<1		5.6	
9/29/2020	<1	<1		7.7	200
10/1/2020			<1		
2/9/2021	<1	<1	1.3	7.1	190
9/8/2021	<1	<1		6.2	160
9/10/2021			<1		
2/1/2022	1.4	0.77 (J)			
2/2/2022			<1		

ND substitution: RL or RL/2 if <15% NDs.

Time Series

Constituent: Sulfate (mg/L) Analysis Run 3/6/2024 10:12 AM

Plant Arkwright Data: Arkwright No 3

	ARGWA-3 (bg)	ARGWA-5 (bg)	ARGWC-10	ARGWC-15	ARGWC-16
2/3/2022				5.6	250
8/30/2022		0.519			
8/31/2022	0.399 (J)		0.494	5.64	243
2/2/2023			0.529		348
2/3/2023	0.448	0.5		4.35	
8/9/2023	0.419		0.541		
8/10/2023		0.581		6.91	328
1/24/2024	0.371 (J)	0.525			
1/25/2024			0.519	4.79	372

Time Series

Constituent: Sulfate (mg/L) Analysis Run 3/6/2024 10:12 AM

Plant Arkwright Data: Arkwright No 3

	ARGWC-17	ARGWC-18	ARGWC-7	ARGWC-8	ARGWC-9
12/14/2005			133		
4/5/2006			140		
10/30/2006			157		
5/10/2007			111		
11/17/2007			114		
5/2/2008			104		
10/22/2008			129		
5/12/2009	42.6	173			
5/13/2009					0.938
5/14/2009			157	109	
12/1/2009			142		
12/3/2009				107	0.422
12/4/2009	58.4	195			
5/25/2010	79.4	199			
5/26/2010			120	109	0.262
11/9/2010	111			100	<0.17
11/10/2010		189	100		
5/18/2011				110	
5/19/2011		186			0.359
5/24/2011	171				
5/25/2011			88.8		
11/11/2011			96.6	107	<0.17
11/12/2011	182	49.9			
5/17/2012		177	88.9	98	0.398
5/30/2012	194				
11/9/2012	842 (o)		70.1	90.4	0.545
11/10/2012		184			
5/7/2013		195		96.2	0.797
5/8/2013	173		80.5		
11/5/2013		178	71.6	86.9	
11/6/2013	471 (o)				0.86
5/20/2014	145				
5/21/2014			80.4	106	1.02
5/28/2014		201			
11/17/2014	110		71		
11/18/2014				99	1.2
11/19/2014		150			
4/7/2015	145		70.6	82.3	1.14
4/15/2015		195			
10/28/2015	82.7		12.2	78	1.02
10/29/2015		147			
6/23/2016			61	78	1
6/24/2016	79	200			
8/31/2016			57	72	1.1
9/1/2016	94	200			
10/25/2016	73		56		4.7 (o)
10/26/2016		200		77	
1/26/2017	110		57	75	1.1
1/27/2017		200			
4/11/2017	77				
4/12/2017		190	47	69	0.9 (J)
6/21/2017	75	200		73	

ND substitution: RL or RL/2 if <15% NDs.

Time Series

Constituent: Sulfate (mg/L) Analysis Run 3/6/2024 10:12 AM

Plant Arkwright Data: Arkwright No 3

	ARGWC-17	ARGWC-18	ARGWC-7	ARGWC-8	ARGWC-9
6/22/2017			49		0.99 (J)
10/25/2017		190	49		0.95 (J)
10/26/2017	61			72	
4/10/2018	58		46		
4/11/2018		200		69	0.9 (J)
10/17/2018	47	190	42	67	0.95 (J)
3/27/2019		190			
3/28/2019	59		45	66	1
10/9/2019	57	180	42	63	1.5
4/8/2020	47		39		
4/9/2020		190		59	1.1
6/23/2020				62	
6/24/2020	67	190			
6/25/2020			42		
6/26/2020					0.94 (J)
9/29/2020	66		38		
9/30/2020		170			
10/1/2020				57	0.82 (J)
2/9/2021	73				
2/10/2021		220	43	60	1.7
9/8/2021	79				
9/9/2021		190		58	1.2
9/10/2021			39		
2/2/2022	74			59	1.4
2/3/2022		200	21		
8/31/2022			36.3	54.1	1.31
9/2/2022	151	198			
2/2/2023		195	35	53.2	1.46
2/3/2023	118				
8/9/2023	237				
8/10/2023		194	34.5	52.3	1.45
1/25/2024	142	208	35.2	52.7	1.49

Time Series

Constituent: Thallium (mg/L) Analysis Run 3/6/2024 10:12 AM

Plant Arkwright Data: Arkwright No 3

	ARAMW-4	ARGWA-12 (bg)	ARGWA-13 (bg)	ARGWA-14 (bg)	ARGWA-24 (bg)
8/30/2016		<0.002			
8/31/2016			<0.002	<0.002	
10/24/2016		<0.002			
10/25/2016			<0.002	<0.002	
1/23/2017		<0.002		<0.002	
1/24/2017			<0.002		
4/11/2017		<0.002	<0.002	<0.002	
6/20/2017				<0.002	
6/21/2017		<0.002	<0.002		
10/25/2017		<0.002	<0.002	<0.002	
4/9/2018			<0.002	<0.002	
4/10/2018		<0.002			
10/16/2018		<0.002	<0.002	<0.002	
8/19/2019			<0.002		
8/20/2019		<0.002			
8/21/2019				<0.002	
10/7/2019				<0.002	
10/8/2019		<0.002	<0.002		
4/6/2020				<0.002	
4/7/2020		<0.002	<0.002		
8/18/2020		<0.002	<0.002		
8/19/2020				<0.002	
8/20/2020	0.00022 (J)				
9/29/2020		<0.002	<0.002	0.00019 (J)	
9/30/2020	<0.002				
12/1/2020					<0.002
2/9/2021		<0.002	<0.002		<0.002
2/10/2021	<0.002				
2/11/2021				<0.002	
9/7/2021		<0.002	<0.002		
9/8/2021	<0.002			<0.002	<0.002
2/1/2022		<0.002	<0.002		<0.002
2/2/2022	<0.002			<0.002	
8/30/2022		<0.002			
8/31/2022			<0.002	<0.002	<0.002
9/2/2022	<0.002				
2/2/2023		<0.002			<0.002
2/3/2023			<0.002		
2/7/2023	<0.002			<0.002	
8/9/2023	<0.002	<0.002	<0.002		<0.002
8/10/2023				<0.002	
1/24/2024				<0.002	<0.002
1/25/2024	<0.002	<0.002	<0.002		

ND substitution: RL or RL/2 if <15% NDs.

Time Series

Constituent: Thallium (mg/L) Analysis Run 3/6/2024 10:12 AM

Plant Arkwright Data: Arkwright No 3

	ARGWA-3 (bg)	ARGWA-5 (bg)	ARGWC-10	ARGWC-15	ARGWC-16
8/30/2016		<0.002			
8/31/2016	<0.002				
9/1/2016			<0.002		<0.002
9/2/2016				9.5E-05 (J)	
10/25/2016	<0.002	<0.002	<0.002		<0.002
10/26/2016				<0.002	
1/24/2017	<0.002	<0.002			
1/26/2017				<0.002	<0.002
1/27/2017			<0.002		
4/11/2017	<0.002	<0.002			<0.002
4/12/2017			<0.002	<0.002	
6/20/2017	<0.002	<0.002			
6/21/2017				<0.002	<0.002
6/22/2017			<0.002		
10/25/2017	<0.002	<0.002			
10/26/2017			<0.002	<0.002	<0.002
4/10/2018	<0.002	<0.002		<0.002	<0.002
4/11/2018			<0.002		
10/16/2018	<0.002	<0.002			<0.002
10/17/2018			<0.002	<0.002	
8/20/2019	0.0002 (J)	0.00023 (J)			<0.002
8/21/2019			<0.002	<0.002	
10/8/2019	<0.002	<0.002		<0.002	
10/9/2019			<0.002		<0.002
4/7/2020	<0.002	0.00015 (J)			
4/8/2020			<0.002	<0.002	<0.002
8/18/2020	0.00036 (J)	0.00021 (J)			
8/19/2020			<0.002	<0.002	0.00027 (J)
9/29/2020	<0.002	0.00019 (J)		<0.002	0.00025 (J)
10/1/2020			<0.002		
2/9/2021	<0.002	<0.002	<0.002	<0.002	<0.002
9/8/2021	<0.002	<0.002		<0.002	0.00025 (J)
9/10/2021			<0.002		
2/1/2022	<0.002	<0.002			
2/2/2022			<0.002		
2/3/2022				<0.002	<0.002
8/30/2022		<0.002			
8/31/2022	<0.002		<0.002	<0.002	<0.002
2/2/2023			<0.002		<0.002
2/3/2023	<0.002	<0.002		<0.002	
8/9/2023	<0.002		<0.002		
8/10/2023		<0.002		<0.002	<0.002
1/24/2024	<0.002	<0.002			
1/25/2024			<0.002	<0.002	<0.002

ND substitution: RL or RL/2 if <15% NDs.

Time Series

Constituent: Thallium (mg/L) Analysis Run 3/6/2024 10:12 AM

Plant Arkwright Data: Arkwright No 3

	ARGWC-17	ARGWC-18	ARGWC-7	ARGWC-8	ARGWC-9
8/31/2016			<0.002	<0.002	<0.002
9/1/2016	<0.002	<0.002			
10/25/2016	<0.002		<0.002		<0.002
10/26/2016		<0.002		<0.002	
1/26/2017	<0.002		<0.002	<0.002	<0.002
1/27/2017		<0.002			
4/11/2017	<0.002				
4/12/2017		<0.002	<0.002	<0.002	<0.002
6/21/2017	<0.002	<0.002		<0.002	
6/22/2017			<0.002		<0.002
10/25/2017		<0.002	<0.002		<0.002
10/26/2017	<0.002			<0.002	
4/10/2018	<0.002		<0.002		
4/11/2018		<0.002		<0.002	<0.002
10/17/2018	<0.002	<0.002	<0.002	<0.002	<0.002
8/21/2019	<0.002	<0.002	<0.002	<0.002	<0.002
10/9/2019	<0.002	<0.002	<0.002	<0.002	<0.002
4/8/2020	<0.002		<0.002		
4/9/2020		<0.002		<0.002	<0.002
8/18/2020	<0.002		<0.002		
8/19/2020					<0.002
8/20/2020		<0.002		<0.002	
9/29/2020	<0.002		<0.002		
9/30/2020		<0.002			
10/1/2020				<0.002	<0.002
2/9/2021	<0.002				
2/10/2021		<0.002	<0.002	<0.002	<0.002
9/8/2021	0.00063 (J)				
9/9/2021		0.00028 (J)		<0.002	<0.002
9/10/2021			<0.002		
2/2/2022	<0.002			<0.002	<0.002
2/3/2022		<0.002	<0.002		
8/31/2022			<0.002	<0.002	<0.002
9/2/2022	<0.002	<0.002			
2/2/2023		<0.002	<0.002	<0.002	<0.002
2/3/2023	<0.002				
8/9/2023	<0.002				
8/10/2023		<0.002	<0.002	<0.002	<0.002
1/25/2024	<0.002	<0.002	<0.002	<0.002	<0.002

ND substitution: RL or RL/2 if <15% NDs.

Time Series

Constituent: Total Dissolved Solids (mg/L) Analysis Run 3/6/2024 10:12 AM

Plant Arkwright Data: Arkwright No 3

	ARAMW-4	ARGWA-12 (bg)	ARGWA-13 (bg)	ARGWA-14 (bg)	ARGWA-24 (bg)
8/30/2016		100			
8/31/2016			1000	330	
10/24/2016		136			
10/25/2016			1280	459	
1/23/2017		16		340	
1/24/2017			590		
4/11/2017		120	610	300	
6/20/2017				210	
6/21/2017		140	880		
10/25/2017		120	900	280	
4/9/2018			440	280	
4/10/2018		130			
10/16/2018		150	910	48	
3/26/2019			750		
3/27/2019		110		330	
10/7/2019				230	
10/8/2019		130	1500		
4/6/2020				280	
4/7/2020		120	480		
9/29/2020		130	880	210	
9/30/2020	1300				
12/1/2020					120
2/9/2021		140	890		110
2/10/2021	1500				
2/11/2021				290	
9/7/2021		140	1500		
9/8/2021	1700			170	120
2/1/2022		130	600		120
2/2/2022	1600			310	
8/30/2022		139			
8/31/2022			1290	177	122
9/2/2022	1610				
2/2/2023		128			90
2/3/2023			377		
2/7/2023	1690			144	
8/9/2023	1820	110	1240		88
8/10/2023				301	
1/24/2024				304	121
1/25/2024	1920	117	815		

Time Series

Constituent: Total Dissolved Solids (mg/L) Analysis Run 3/6/2024 10:12 AM

Plant Arkwright Data: Arkwright No 3

	ARGWA-3 (bg)	ARGWA-5 (bg)	ARGWC-10	ARGWC-15	ARGWC-16
8/30/2016		58			
8/31/2016	80				
9/1/2016			100		240
9/2/2016				150	
10/25/2016	65	34	65		304
10/26/2016				125	
1/24/2017	70	120			
1/26/2017				86	170
1/27/2017			86		
4/11/2017	64	76			260
4/12/2017			110	140	
6/20/2017	52	36			
6/21/2017				120	230
6/22/2017			82		
10/25/2017	72	64			
10/26/2017			38	96	170
4/10/2018	86	60		130	260
4/11/2018			50		
10/16/2018	74	54			140
10/17/2018			120	160	
3/27/2019	69	61		150	
3/28/2019			82		370
10/8/2019	66	68		130	
10/9/2019			92		350
4/7/2020	64	65			
4/8/2020			82	130	350
9/29/2020	62	61		130	340
10/1/2020			93		
2/9/2021	62	73	81	140	310
9/8/2021	79	86		150	280
9/10/2021			100		
2/1/2022	75	76			
2/2/2022			96		
2/3/2022				150	400
8/30/2022		81			
8/31/2022	65		69	125	375
2/2/2023			84		545
2/3/2023	63	76		117	
8/9/2023	50		72		
8/10/2023		105		142	537
1/24/2024	81	107			
1/25/2024			88	129	547

Time Series

Constituent: Total Dissolved Solids (mg/L) Analysis Run 3/6/2024 10:13 AM

Plant Arkwright Data: Arkwright No 3

	ARGWC-17	ARGWC-18	ARGWC-7	ARGWC-8	ARGWC-9
8/31/2016			150	310	74
9/1/2016	220	450			
10/25/2016	114		171		67
10/26/2016		404		283	
1/26/2017	170		120	300	84
1/27/2017		460			
4/11/2017	160				
4/12/2017		430	150	310	88
6/21/2017	140	430		300	
6/22/2017			130		76
10/25/2017		380	130		60
10/26/2017	120			270	
4/10/2018	110		140		
4/11/2018		430		240	24
10/17/2018	140	470	180	120	96
3/27/2019		430			
3/28/2019	120		130	290	77
10/9/2019	120	420	130	290	75
4/8/2020	91		130		
4/9/2020		440		270	70
9/29/2020	140		140		
9/30/2020		390			
10/1/2020				270	55
2/9/2021	160 (D)				
2/10/2021		460	110	270	71
9/8/2021	150				
9/9/2021		480		270	70
9/10/2021			130		
2/2/2022	150			260	67
2/3/2022		450	120		
8/31/2022			101	248	63
9/2/2022	240	444			
2/2/2023		446	106	249	77
2/3/2023	174				
8/9/2023	360				
8/10/2023		444	101	234	50
1/25/2024	219	446	97	240	53

FIGURE B.

Box & Whiskers Plot

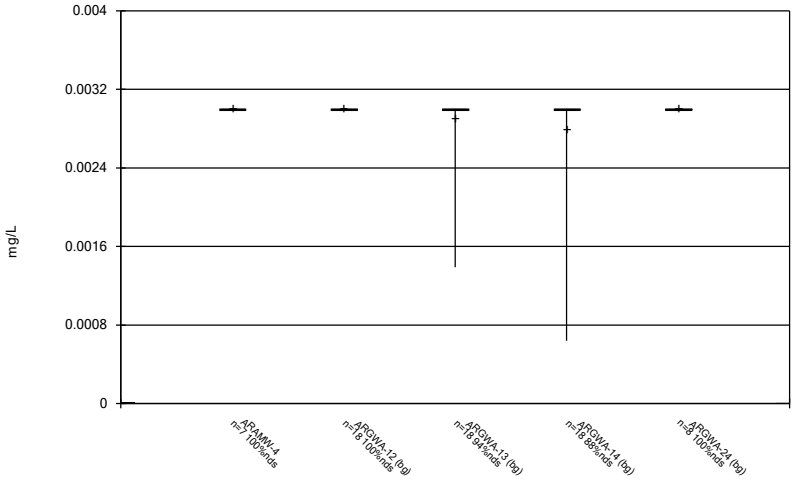

Constituent: Antimony Analysis Run 3/6/2024 10:13 AM

Plant Arkwright Data: Arkwright No 3

Sanitas™ v.10.0.10 Sanitas software utilized by Groundwater Stats Consulting. UG

Box & Whiskers Plot

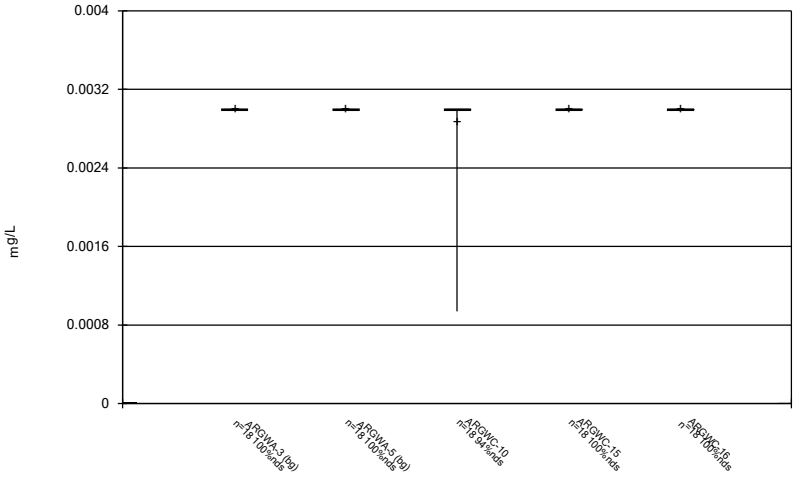

Constituent: Antimony Analysis Run 3/6/2024 10:13 AM

Plant Arkwright Data: Arkwright No 3

Sanitas™ v.10.0.10 Sanitas software utilized by Groundwater Stats Consulting. UG

Box & Whiskers Plot

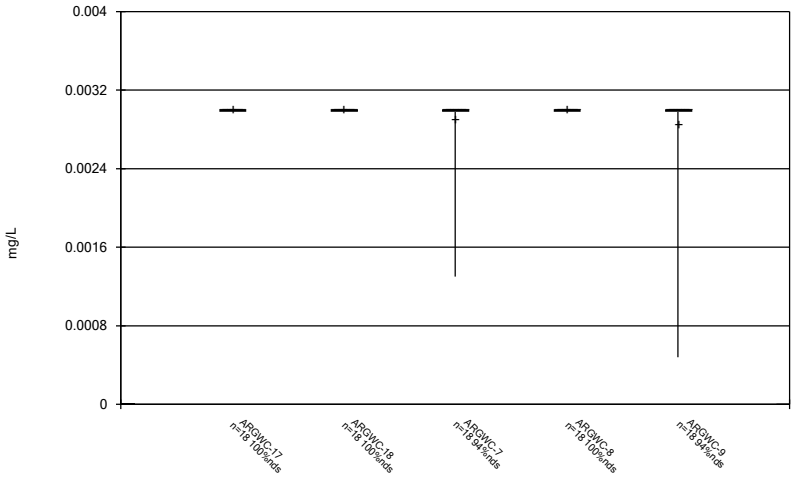

Constituent: Antimony Analysis Run 3/6/2024 10:13 AM

Plant Arkwright Data: Arkwright No 3

Sanitas™ v.10.0.10 Sanitas software utilized by Groundwater Stats Consulting. UG

Box & Whiskers Plot

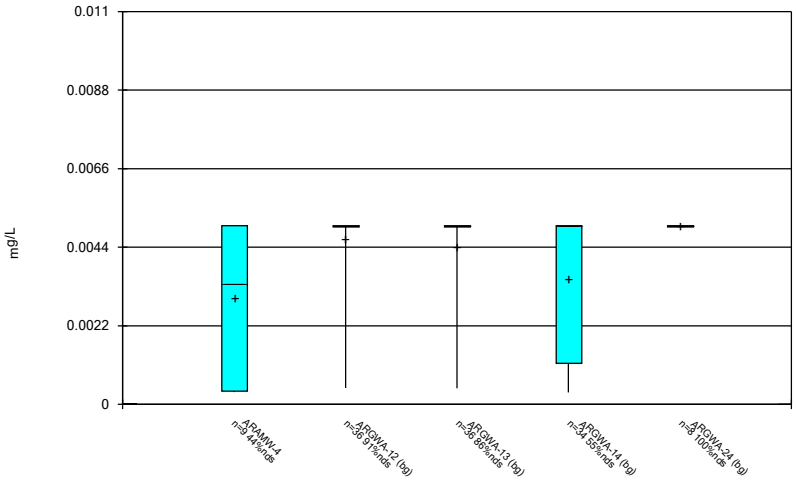

Constituent: Arsenic Analysis Run 3/6/2024 10:13 AM

Plant Arkwright Data: Arkwright No 3

Box & Whiskers Plot

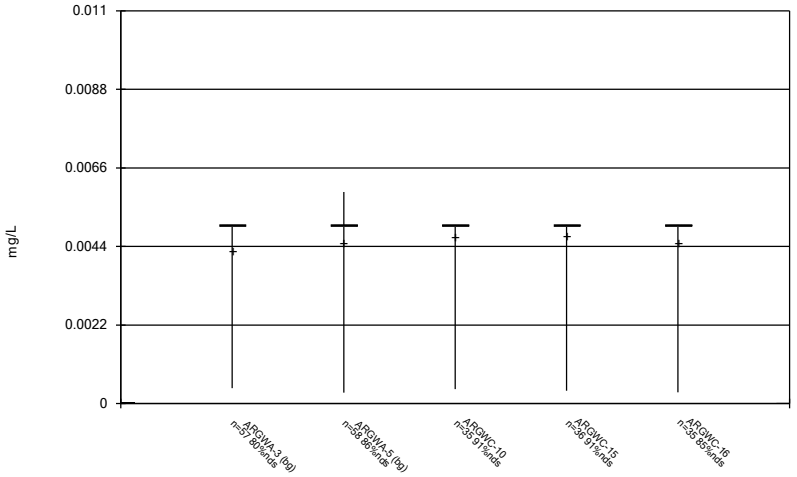

Constituent: Arsenic Analysis Run 3/6/2024 10:13 AM

Plant Arkwright Data: Arkwright No 3

Sanitas™ v.10.0.10 Sanitas software utilized by Groundwater Stats Consulting. UG

Box & Whiskers Plot

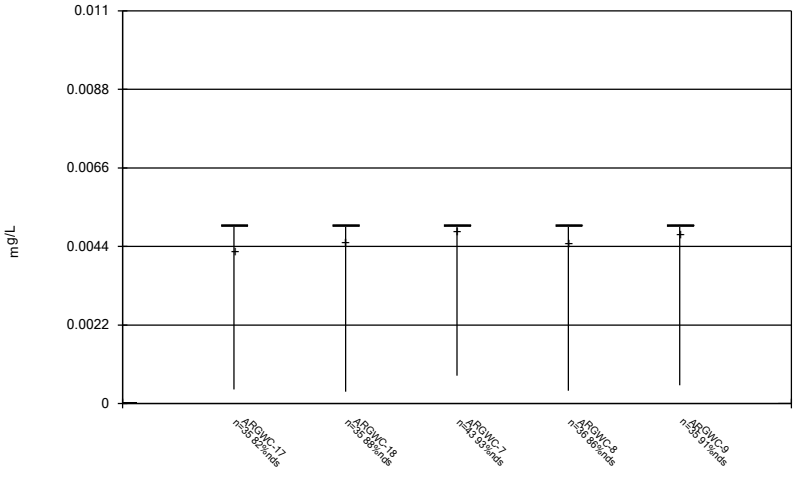

Constituent: Arsenic Analysis Run 3/6/2024 10:13 AM

Plant Arkwright Data: Arkwright No 3

Sanitas™ v.10.0.10 Sanitas software utilized by Groundwater Stats Consulting. UG

Box & Whiskers Plot

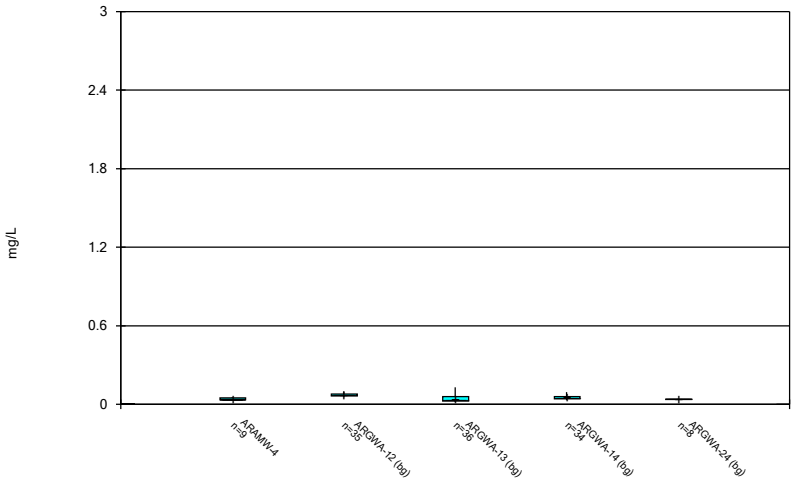

Constituent: Barium Analysis Run 3/6/2024 10:13 AM

Plant Arkwright Data: Arkwright No 3

Sanitas™ v.10.0.10 Sanitas software utilized by Groundwater Stats Consulting. UG

Box & Whiskers Plot

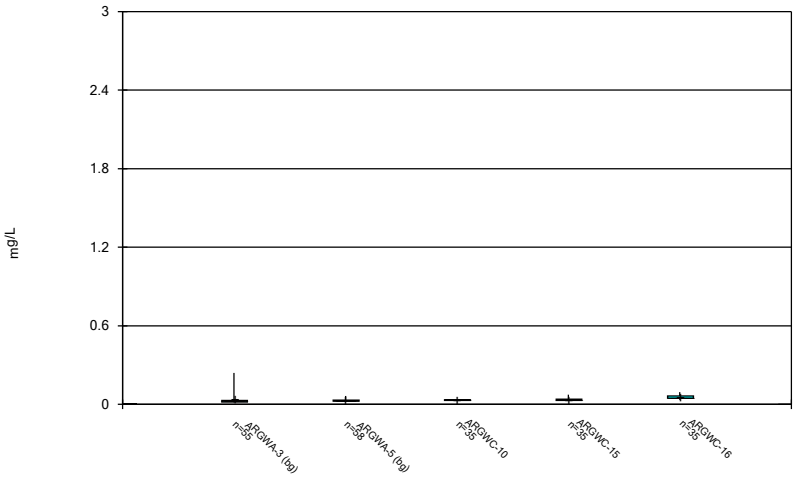

Constituent: Barium Analysis Run 3/6/2024 10:13 AM

Plant Arkwright Data: Arkwright No 3

Box & Whiskers Plot

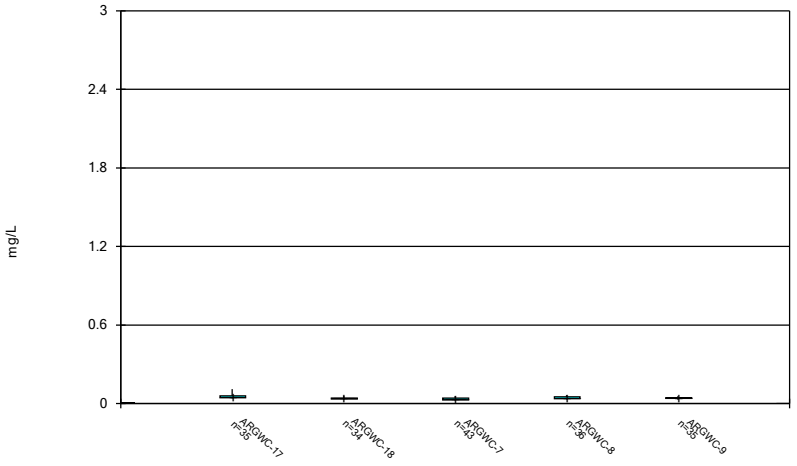

Constituent: Barium Analysis Run 3/6/2024 10:13 AM
Plant Arkwright Data: Arkwright No 3

Sanitas™ v.10.0.10 Sanitas software utilized by Groundwater Stats Consulting. UG

Box & Whiskers Plot

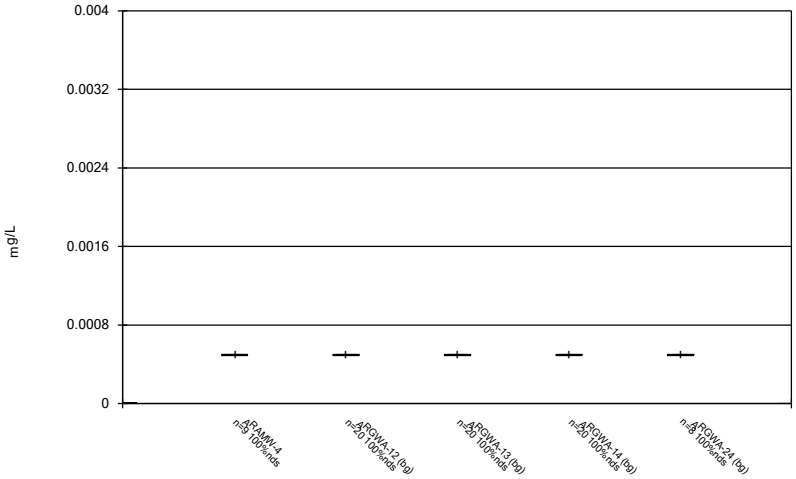

Constituent: Beryllium Analysis Run 3/6/2024 10:13 AM
Plant Arkwright Data: Arkwright No 3

Sanitas™ v.10.0.10 Sanitas software utilized by Groundwater Stats Consulting. UG

Box & Whiskers Plot

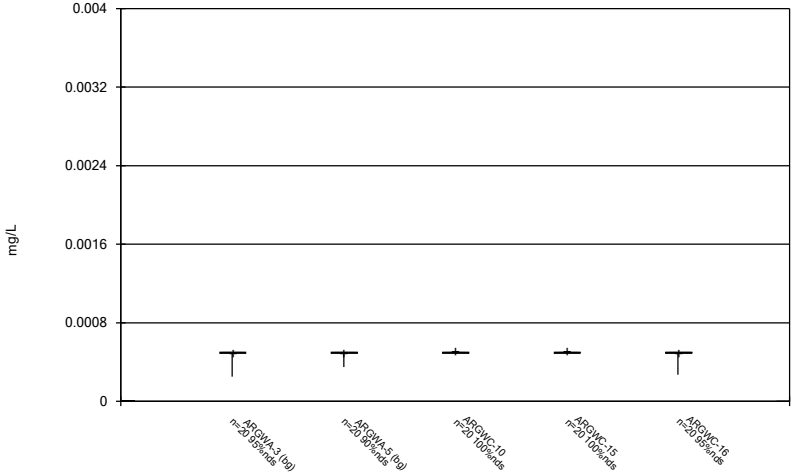

Constituent: Beryllium Analysis Run 3/6/2024 10:13 AM
Plant Arkwright Data: Arkwright No 3

Sanitas™ v.10.0.10 Sanitas software utilized by Groundwater Stats Consulting. UG

Box & Whiskers Plot

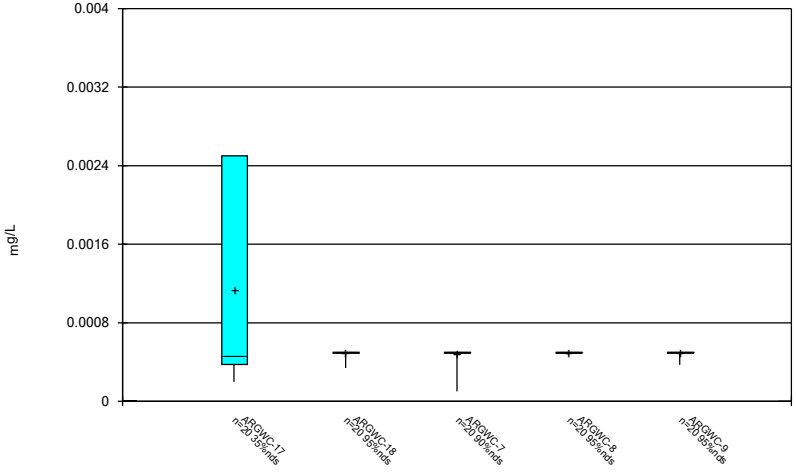

Constituent: Beryllium Analysis Run 3/6/2024 10:13 AM
Plant Arkwright Data: Arkwright No 3

Box & Whiskers Plot

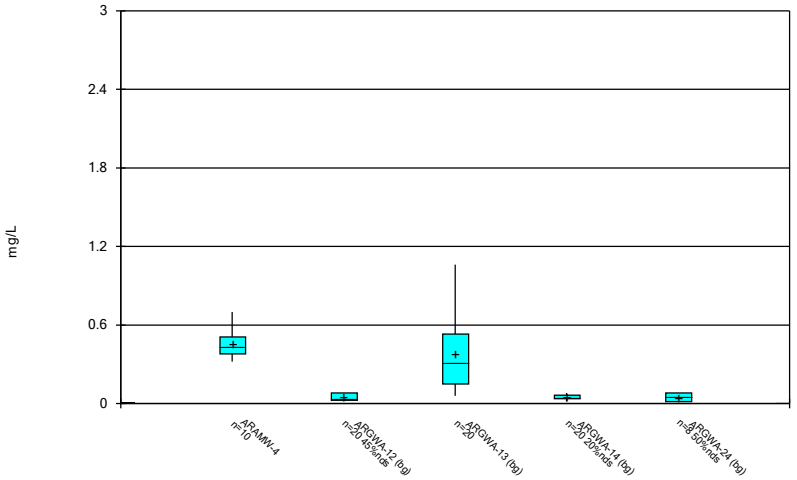

Constituent: Boron Analysis Run 3/6/2024 10:13 AM

Plant Arkwright Data: Arkwright No 3

Sanitas™ v.10.0.10 Sanitas software utilized by Groundwater Stats Consulting. UG

Box & Whiskers Plot

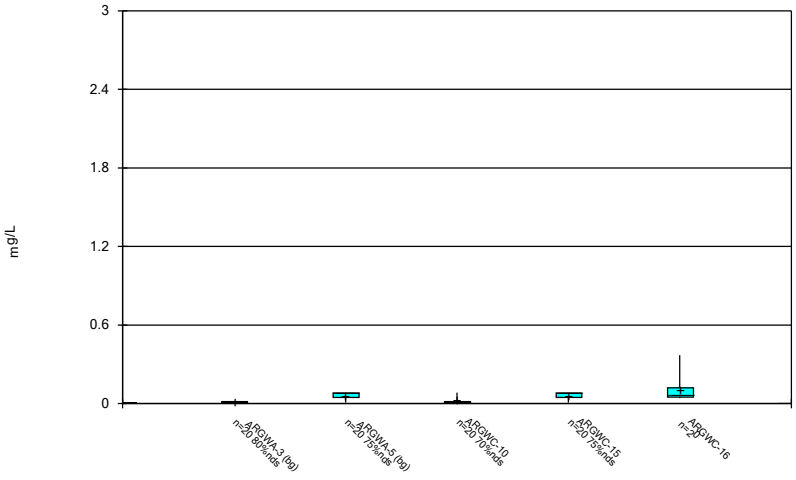

Constituent: Boron Analysis Run 3/6/2024 10:13 AM

Plant Arkwright Data: Arkwright No 3

Sanitas™ v.10.0.10 Sanitas software utilized by Groundwater Stats Consulting. UG

Box & Whiskers Plot

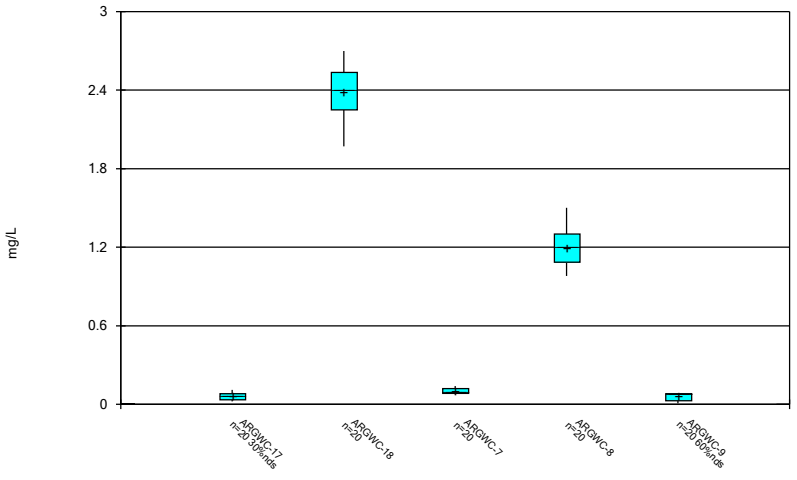

Constituent: Boron Analysis Run 3/6/2024 10:13 AM

Plant Arkwright Data: Arkwright No 3

Sanitas™ v.10.0.10 Sanitas software utilized by Groundwater Stats Consulting. UG

Box & Whiskers Plot

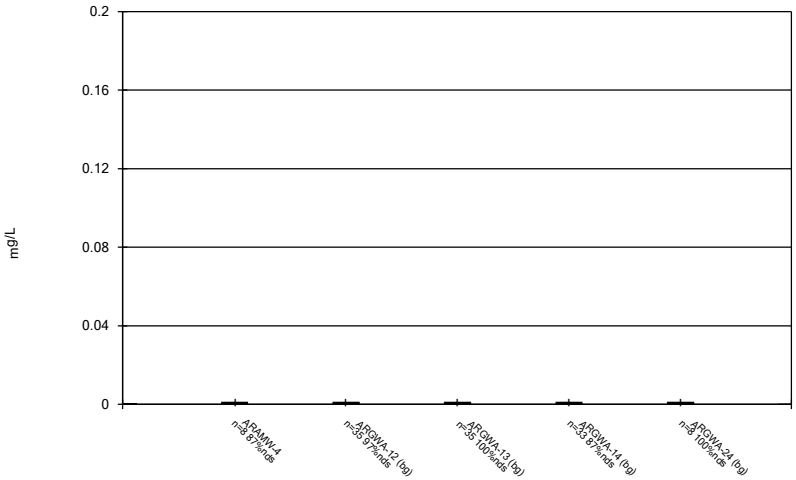

Constituent: Cadmium Analysis Run 3/6/2024 10:13 AM

Plant Arkwright Data: Arkwright No 3

Box & Whiskers Plot

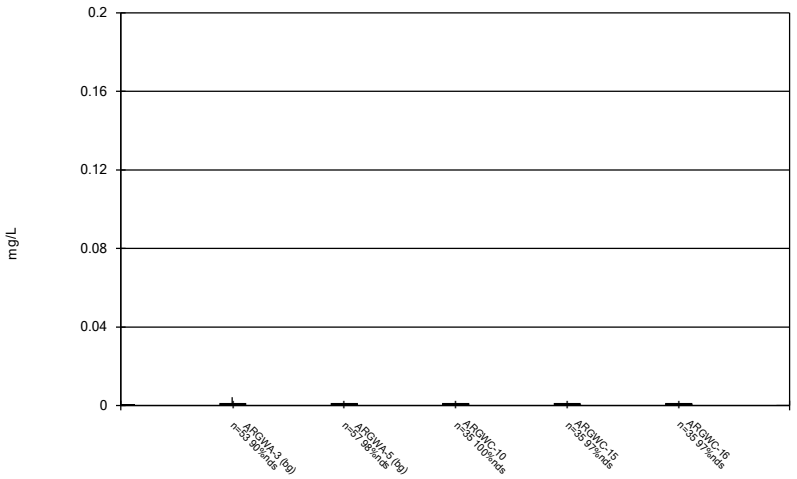

Constituent: Cadmium Analysis Run 3/6/2024 10:13 AM

Plant Arkwright Data: Arkwright No 3

Sanitas™ v.10.0.10 Sanitas software utilized by Groundwater Stats Consulting. UG

Box & Whiskers Plot

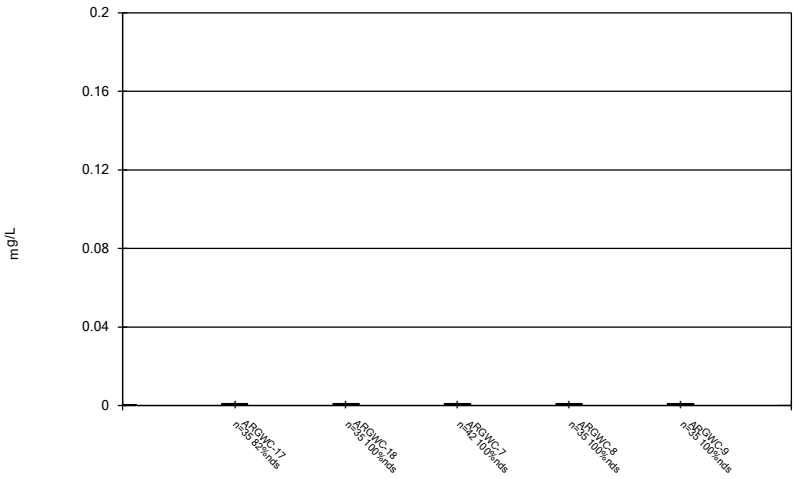

Constituent: Cadmium Analysis Run 3/6/2024 10:13 AM

Plant Arkwright Data: Arkwright No 3

Sanitas™ v.10.0.10 Sanitas software utilized by Groundwater Stats Consulting. UG

Box & Whiskers Plot

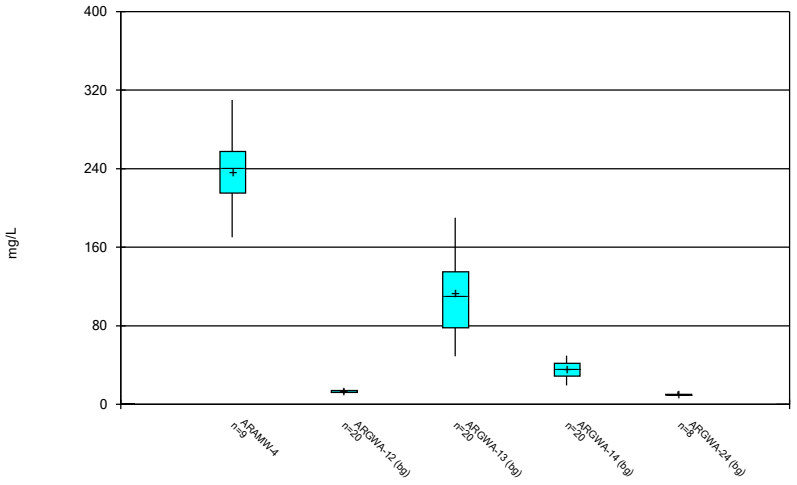

Constituent: Calcium Analysis Run 3/6/2024 10:13 AM

Plant Arkwright Data: Arkwright No 3

Sanitas™ v.10.0.10 Sanitas software utilized by Groundwater Stats Consulting. UG

Box & Whiskers Plot

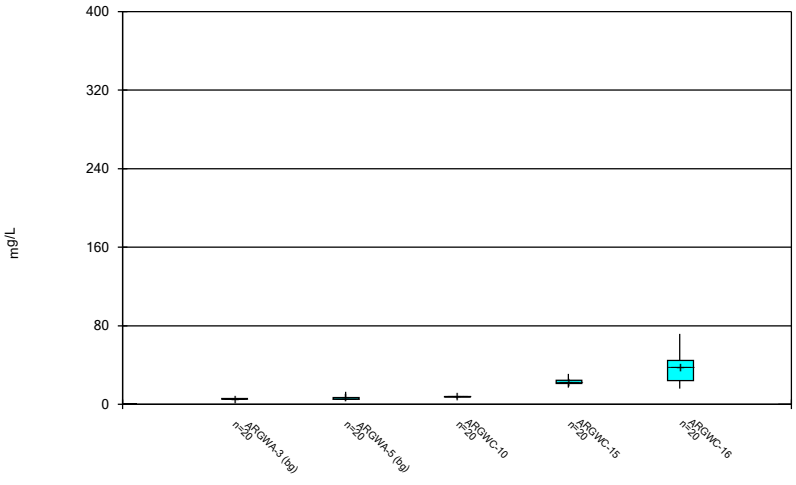

Constituent: Calcium Analysis Run 3/6/2024 10:13 AM

Plant Arkwright Data: Arkwright No 3

Box & Whiskers Plot

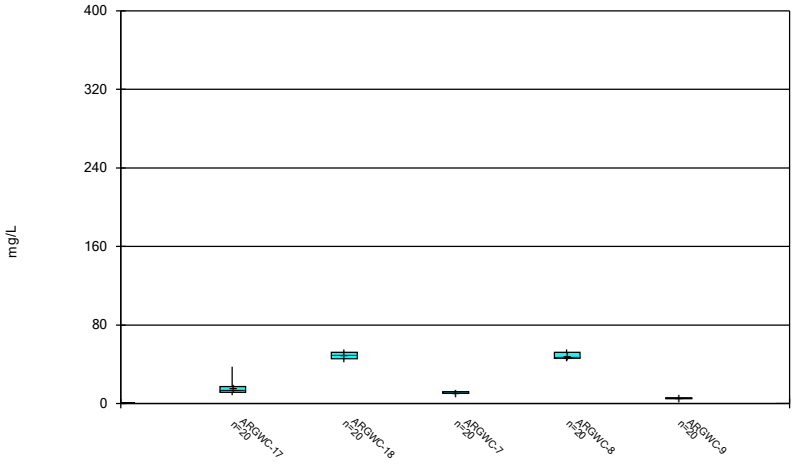

Constituent: Calcium Analysis Run 3/6/2024 10:13 AM
Plant Arkwright Data: Arkwright No 3

Sanitas™ v.10.0.10 Sanitas software utilized by Groundwater Stats Consulting. UG

Box & Whiskers Plot

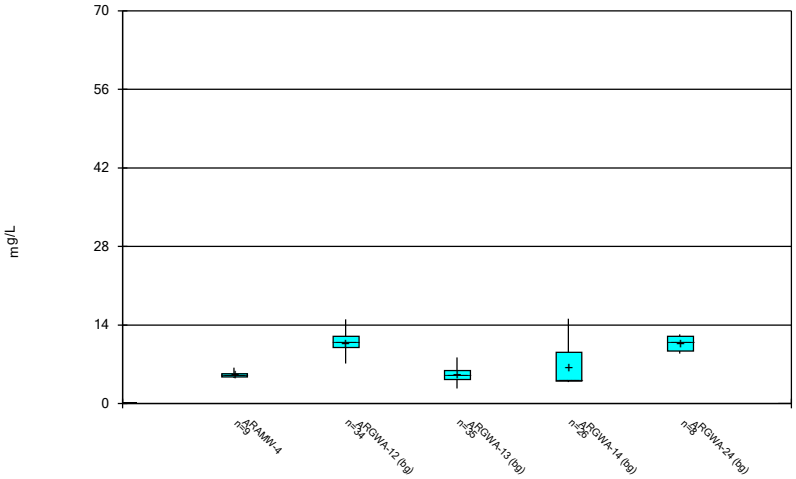

Constituent: Chloride Analysis Run 3/6/2024 10:13 AM
Plant Arkwright Data: Arkwright No 3

Sanitas™ v.10.0.10 Sanitas software utilized by Groundwater Stats Consulting. UG

Box & Whiskers Plot

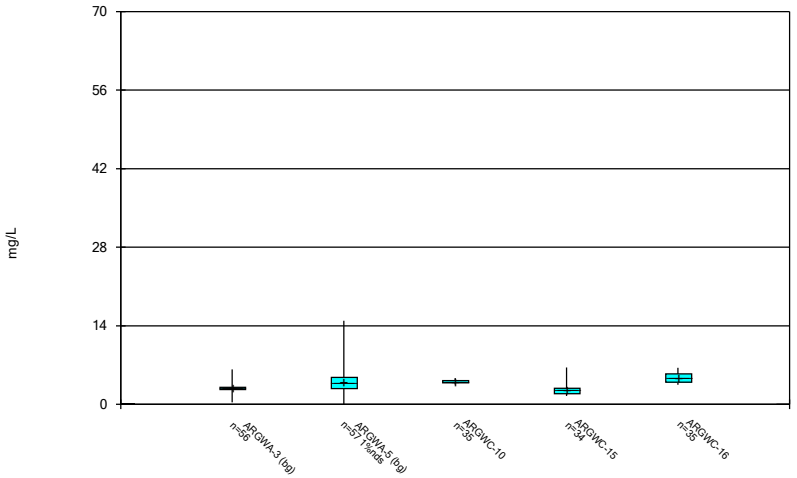

Constituent: Chloride Analysis Run 3/6/2024 10:13 AM
Plant Arkwright Data: Arkwright No 3

Sanitas™ v.10.0.10 Sanitas software utilized by Groundwater Stats Consulting. UG

Box & Whiskers Plot

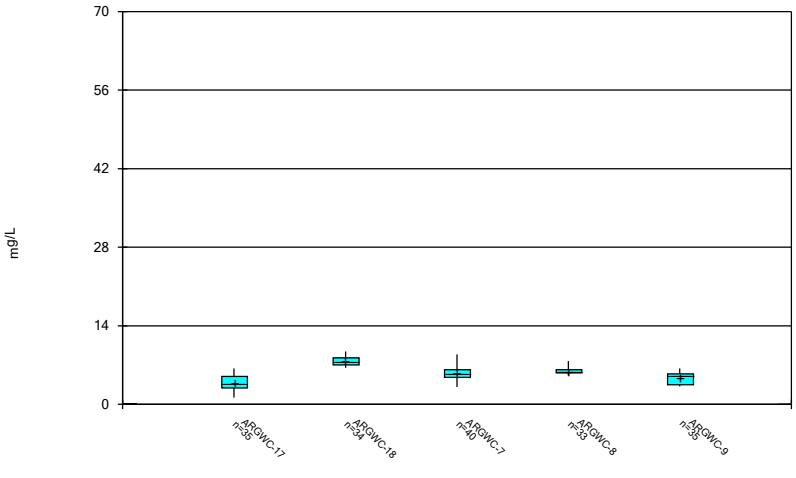

Constituent: Chloride Analysis Run 3/6/2024 10:13 AM
Plant Arkwright Data: Arkwright No 3

Box & Whiskers Plot

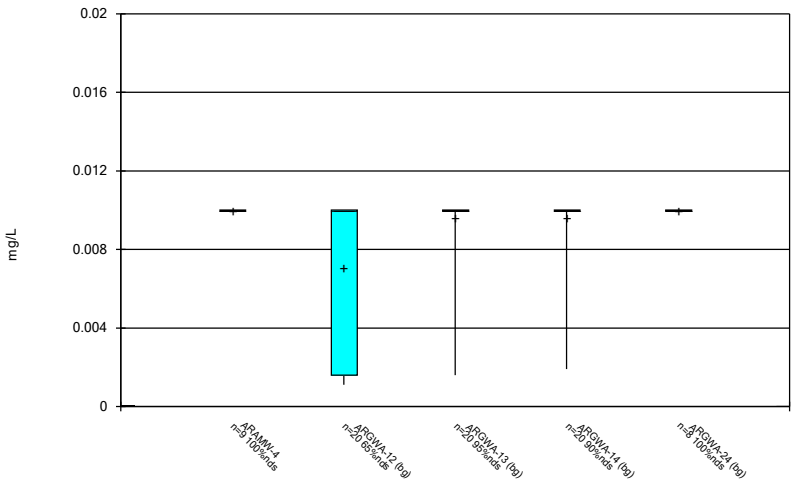

Constituent: Chromium Analysis Run 3/6/2024 10:13 AM
Plant Arkwright Data: Arkwright No 3

Sanitas™ v.10.0.10 Sanitas software utilized by Groundwater Stats Consulting. UG

Box & Whiskers Plot

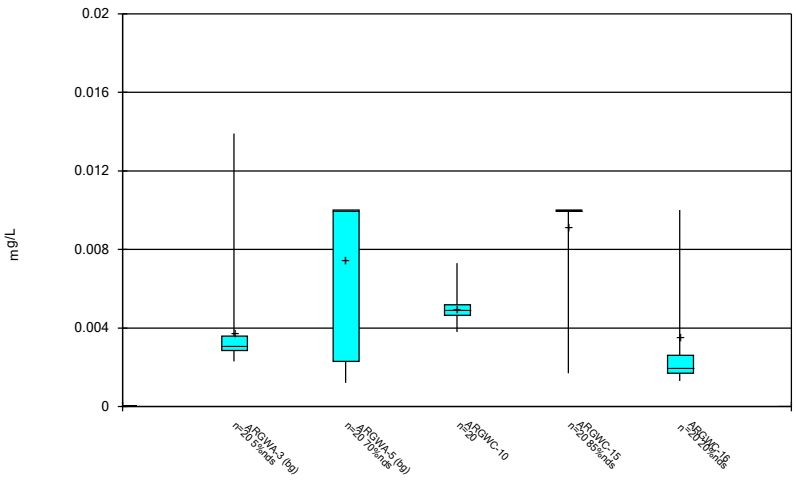

Constituent: Chromium Analysis Run 3/6/2024 10:13 AM
Plant Arkwright Data: Arkwright No 3

Sanitas™ v.10.0.10 Sanitas software utilized by Groundwater Stats Consulting. UG

Box & Whiskers Plot

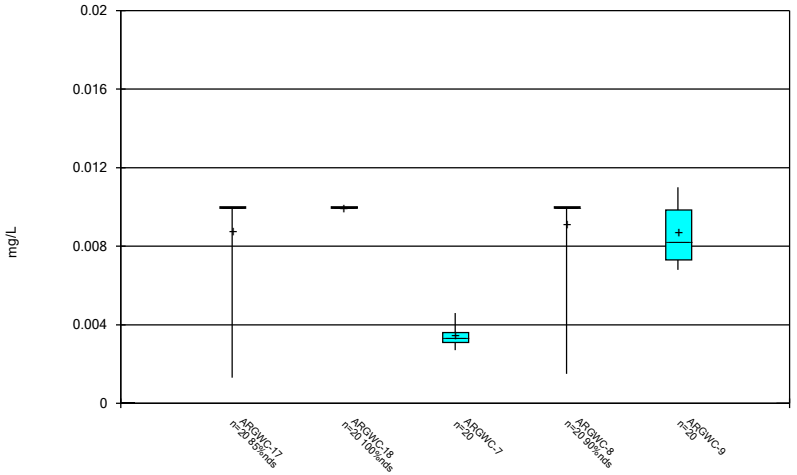

Constituent: Chromium Analysis Run 3/6/2024 10:13 AM
Plant Arkwright Data: Arkwright No 3

Sanitas™ v.10.0.10 Sanitas software utilized by Groundwater Stats Consulting. UG

Box & Whiskers Plot

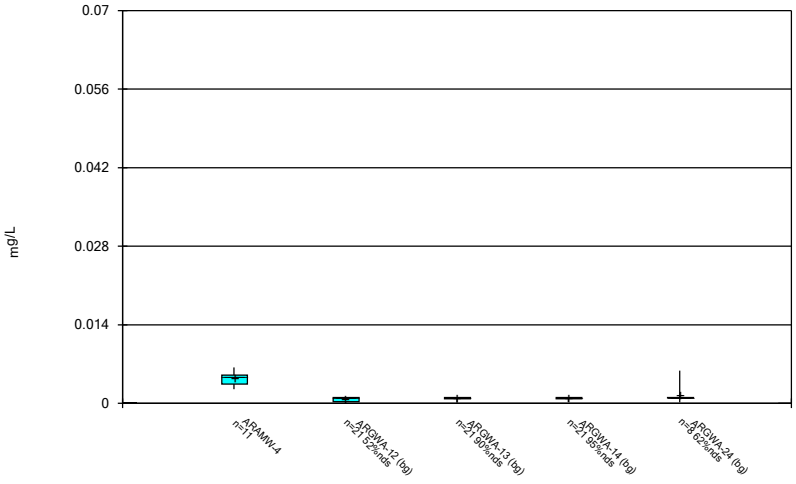

Constituent: Cobalt Analysis Run 3/6/2024 10:13 AM
Plant Arkwright Data: Arkwright No 3

Box & Whiskers Plot

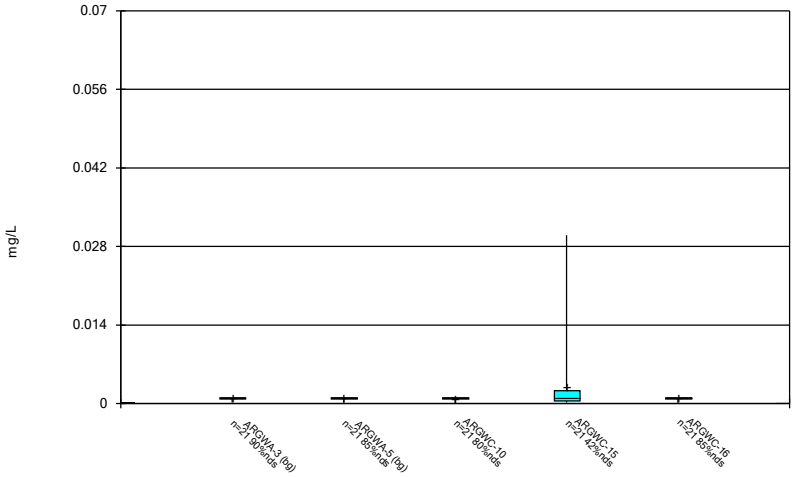

Constituent: Cobalt Analysis Run 3/6/2024 10:13 AM
Plant Arkwright Data: Arkwright No 3

Box & Whiskers Plot

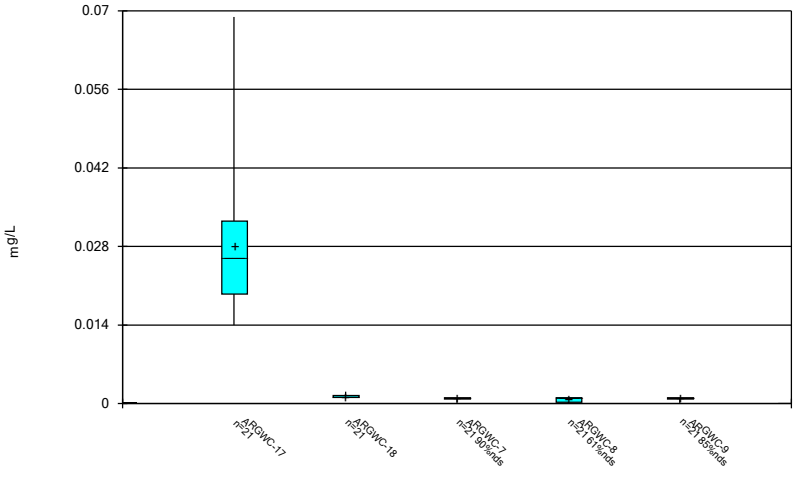

Constituent: Cobalt Analysis Run 3/6/2024 10:14 AM
Plant Arkwright Data: Arkwright No 3

Box & Whiskers Plot

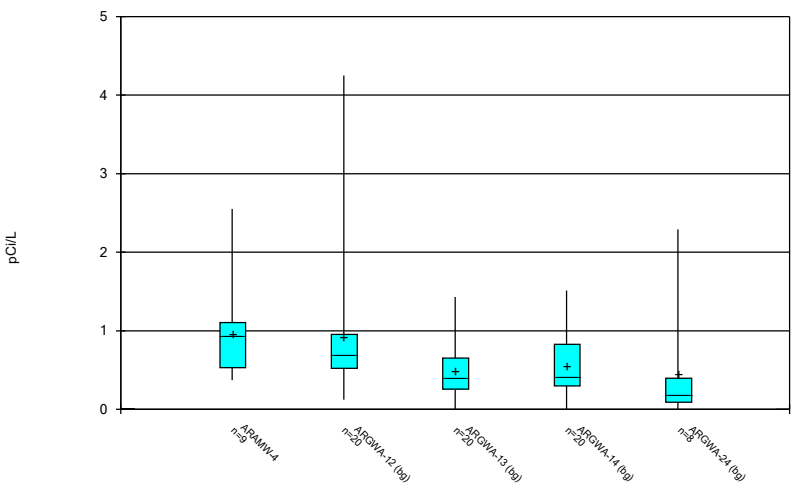

Constituent: Combined Radium 226 + 228 Analysis Run 3/6/2024 10:14 AM
Plant Arkwright Data: Arkwright No 3

Box & Whiskers Plot

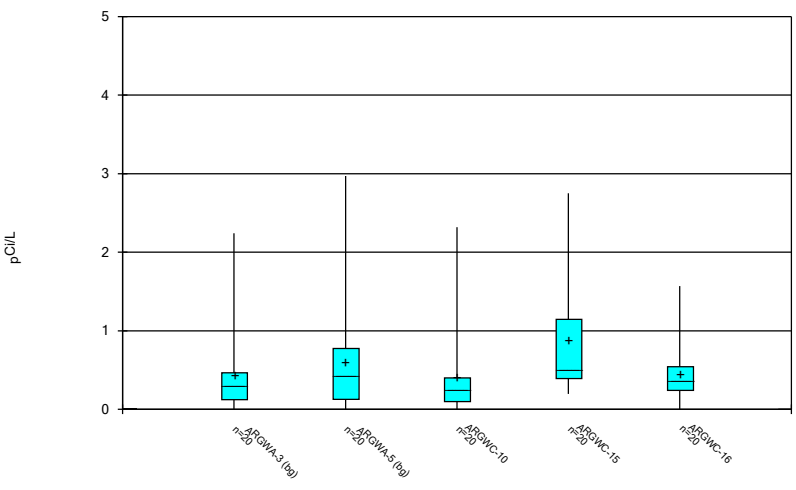

Constituent: Combined Radium 226 + 228 Analysis Run 3/6/2024 10:14 AM
Plant Arkwright Data: Arkwright No 3

Box & Whiskers Plot

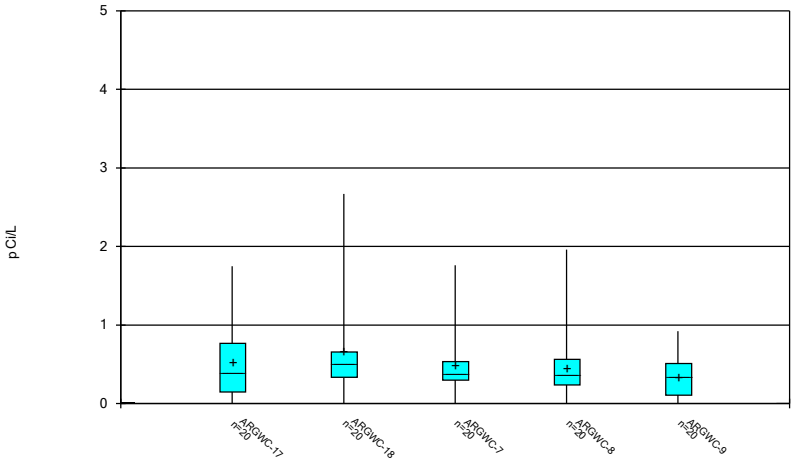

Constituent: Combined Radium 226 + 228 Analysis Run 3/6/2024 10:14 AM
Plant Arkwright Data: Arkwright No 3

Sanitas™ v.10.0.10 Sanitas software utilized by Groundwater Stats Consulting. UG

Box & Whiskers Plot

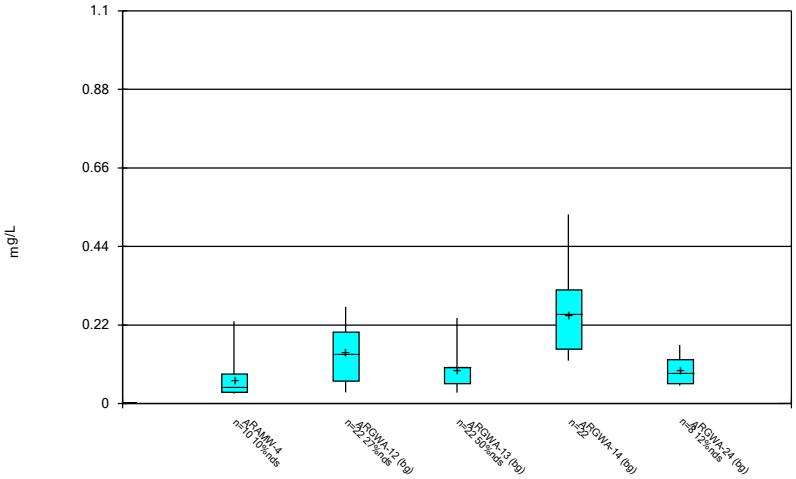

Constituent: Fluoride Analysis Run 3/6/2024 10:14 AM
Plant Arkwright Data: Arkwright No 3

Sanitas™ v.10.0.10 Sanitas software utilized by Groundwater Stats Consulting. UG

Box & Whiskers Plot

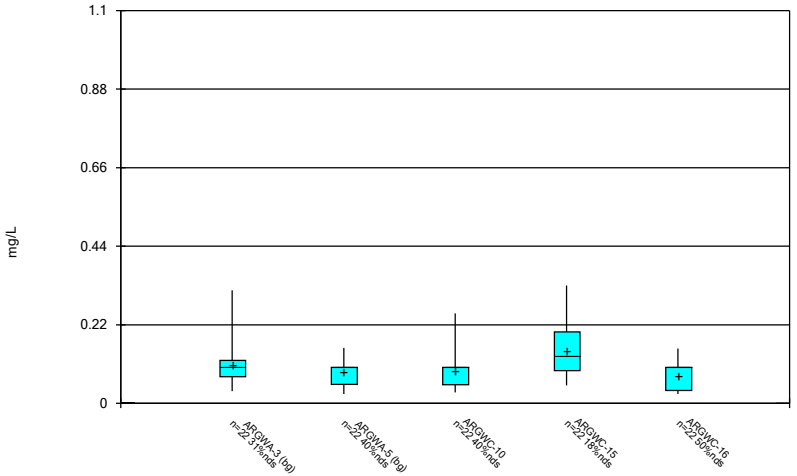

Constituent: Fluoride Analysis Run 3/6/2024 10:14 AM
Plant Arkwright Data: Arkwright No 3

Sanitas™ v.10.0.10 Sanitas software utilized by Groundwater Stats Consulting. UG

Box & Whiskers Plot

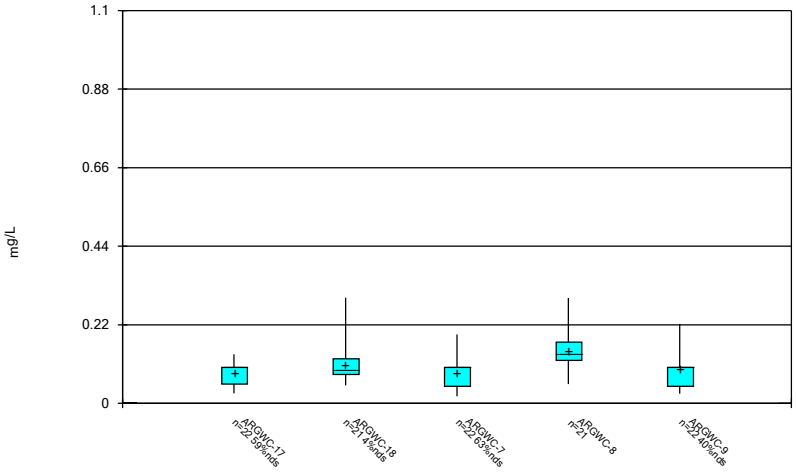

Constituent: Fluoride Analysis Run 3/6/2024 10:14 AM
Plant Arkwright Data: Arkwright No 3

Box & Whiskers Plot

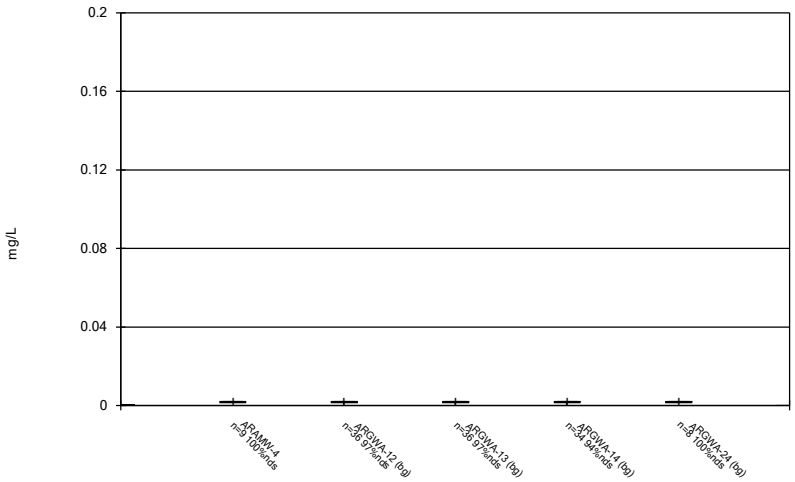

Constituent: Lead Analysis Run 3/6/2024 10:14 AM
Plant Arkwright Data: Arkwright No 3

Box & Whiskers Plot

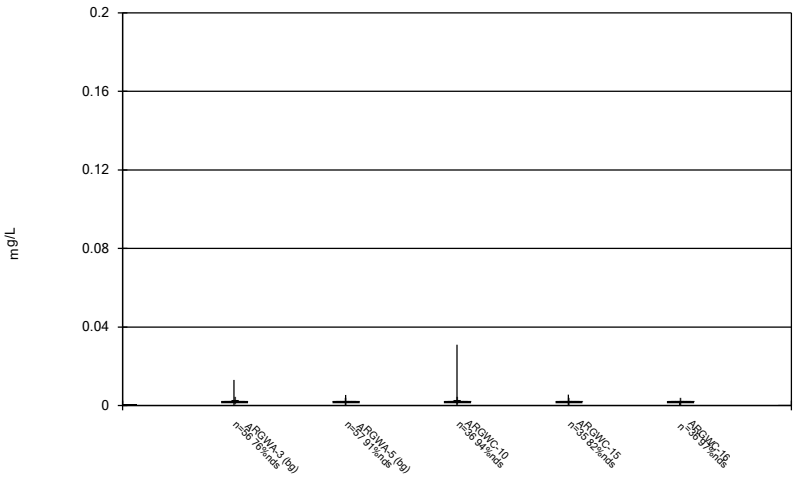

Constituent: Lead Analysis Run 3/6/2024 10:14 AM
Plant Arkwright Data: Arkwright No 3

Box & Whiskers Plot

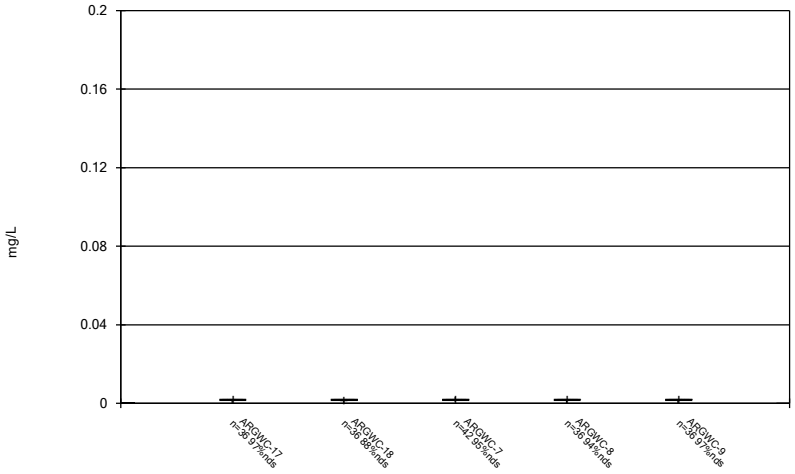

Constituent: Lead Analysis Run 3/6/2024 10:14 AM
Plant Arkwright Data: Arkwright No 3

Box & Whiskers Plot

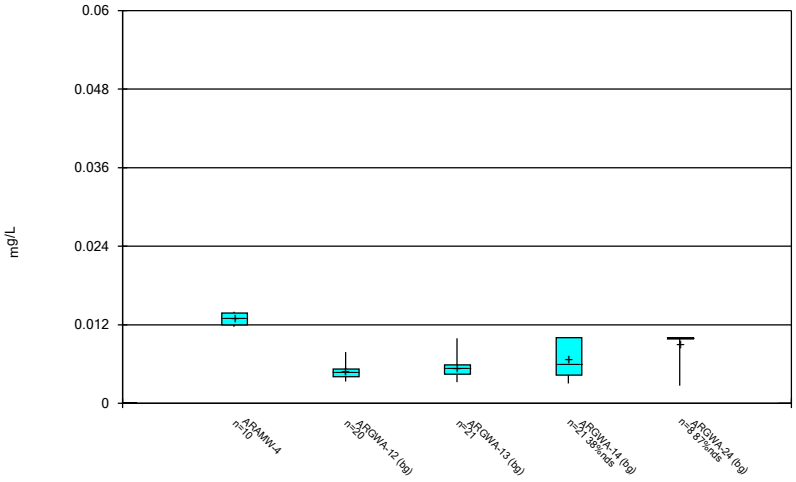

Constituent: Lithium Analysis Run 3/6/2024 10:14 AM
Plant Arkwright Data: Arkwright No 3

Box & Whiskers Plot

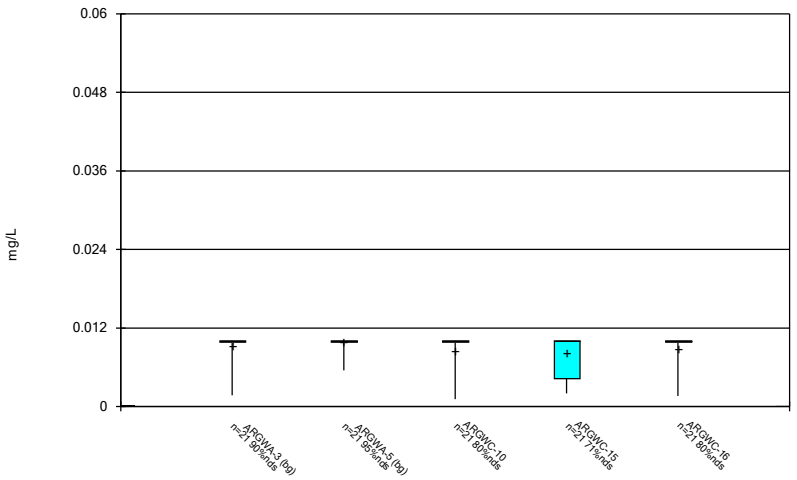

Constituent: Lithium Analysis Run 3/6/2024 10:14 AM

Plant Arkwright Data: Arkwright No 3

Sanitas™ v.10.0.10 Sanitas software utilized by Groundwater Stats Consulting. UG

Box & Whiskers Plot

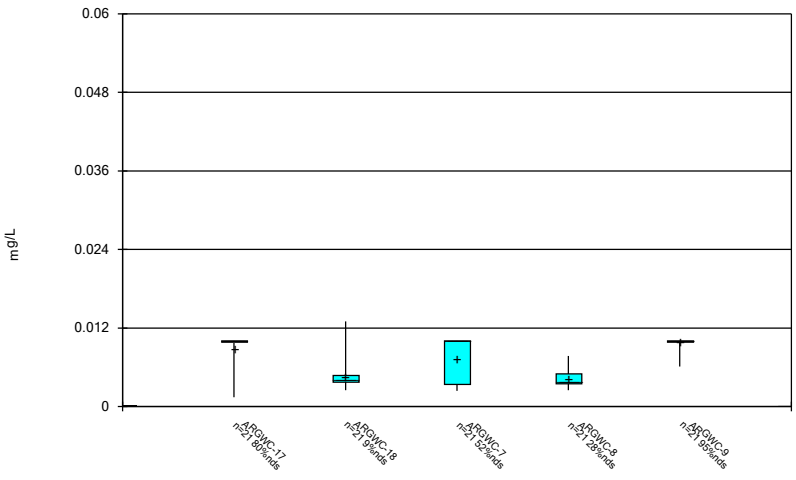

Constituent: Lithium Analysis Run 3/6/2024 10:14 AM

Plant Arkwright Data: Arkwright No 3

Sanitas™ v.10.0.10 Sanitas software utilized by Groundwater Stats Consulting. UG

Box & Whiskers Plot

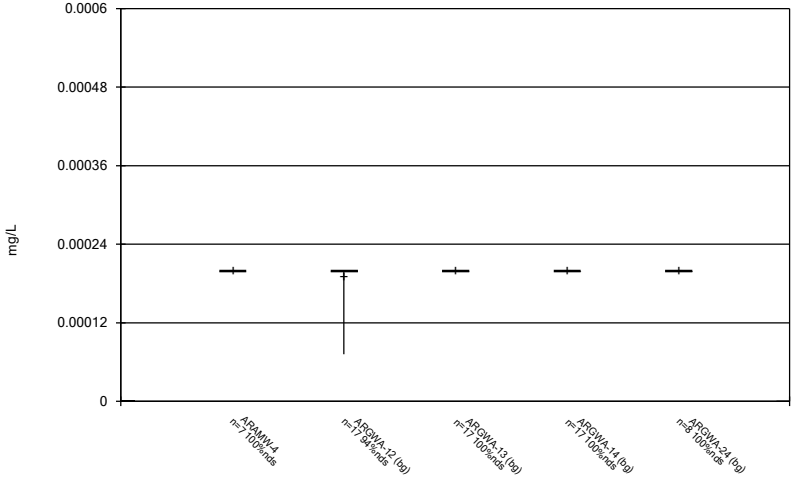

Constituent: Mercury Analysis Run 3/6/2024 10:14 AM

Plant Arkwright Data: Arkwright No 3

Sanitas™ v.10.0.10 Sanitas software utilized by Groundwater Stats Consulting. UG

Box & Whiskers Plot

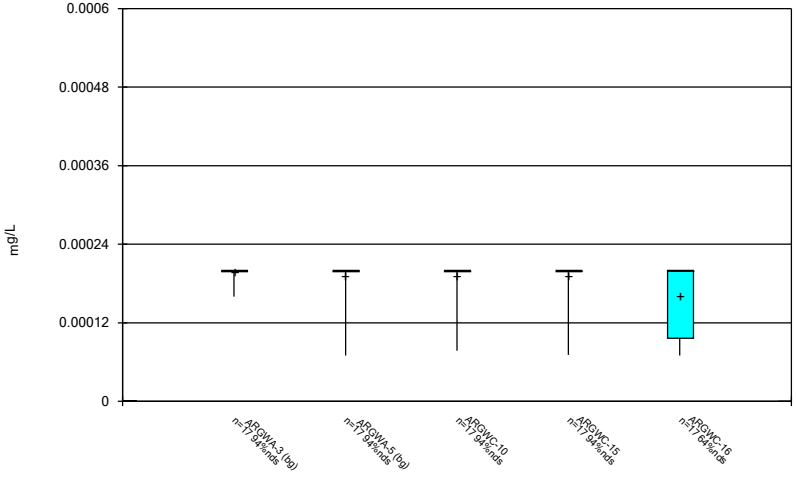

Constituent: Mercury Analysis Run 3/6/2024 10:14 AM

Plant Arkwright Data: Arkwright No 3

Box & Whiskers Plot

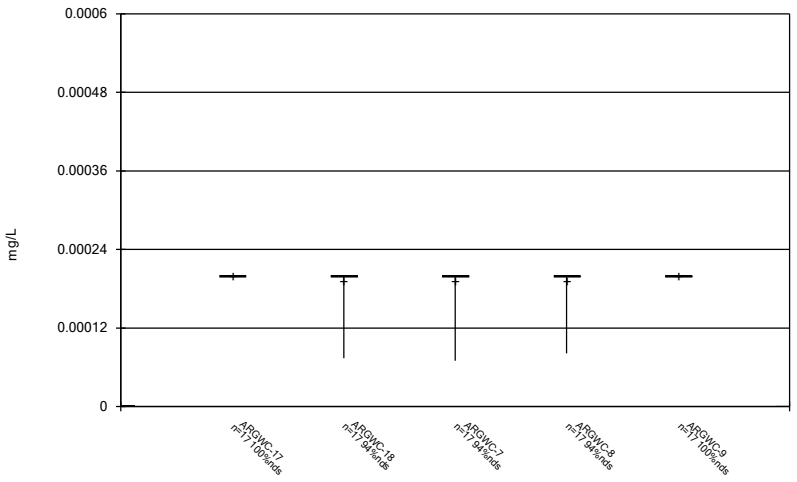

Constituent: Mercury Analysis Run 3/6/2024 10:14 AM
Plant Arkwright Data: Arkwright No 3

Box & Whiskers Plot

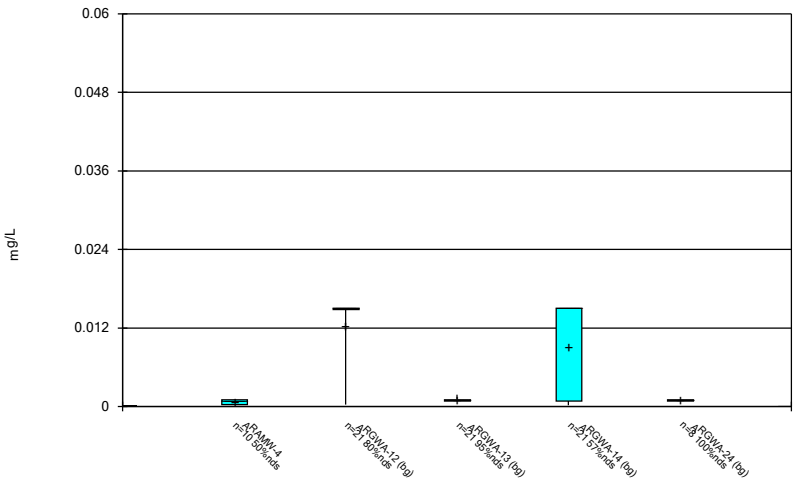

Constituent: Molybdenum Analysis Run 3/6/2024 10:14 AM
Plant Arkwright Data: Arkwright No 3

Box & Whiskers Plot

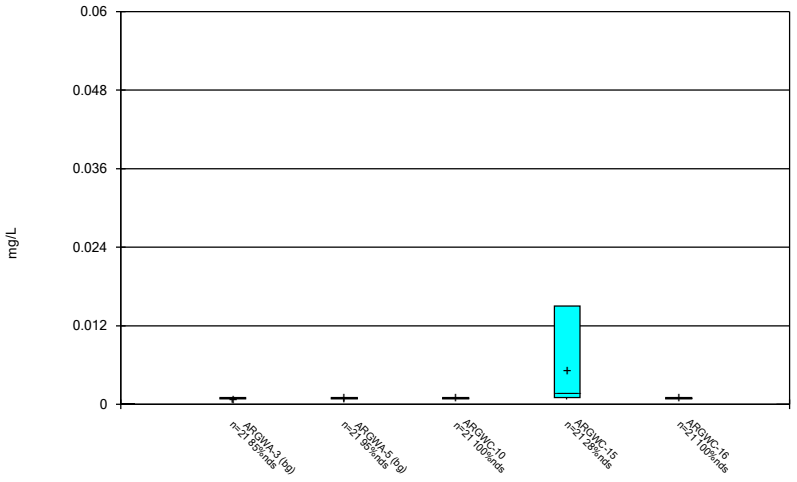

Constituent: Molybdenum Analysis Run 3/6/2024 10:14 AM
Plant Arkwright Data: Arkwright No 3

Box & Whiskers Plot

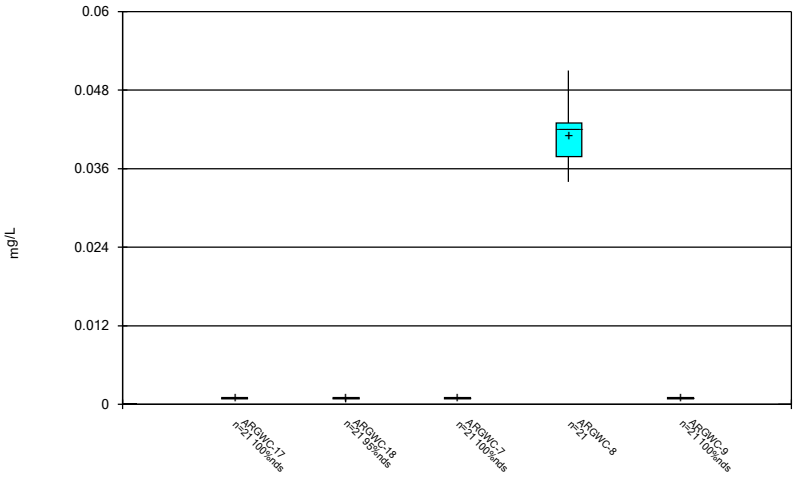

Constituent: Molybdenum Analysis Run 3/6/2024 10:14 AM
Plant Arkwright Data: Arkwright No 3

Box & Whiskers Plot

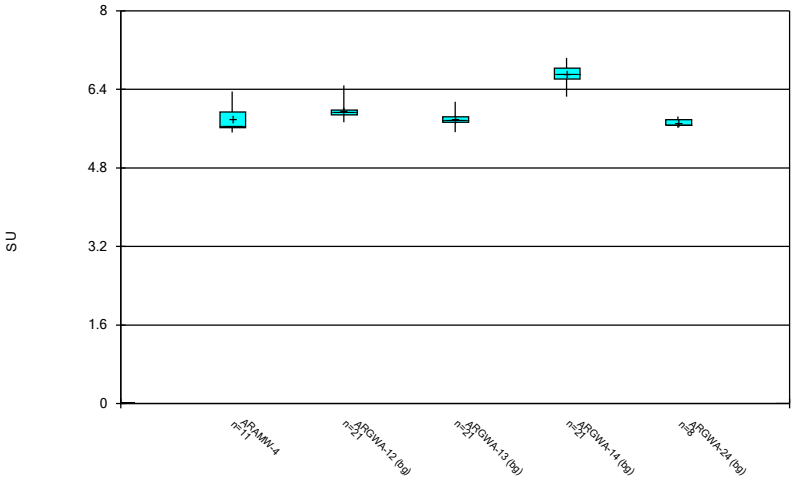

Constituent: pH Analysis Run 3/6/2024 10:14 AM
Plant Arkwright Data: Arkwright No 3

Sanitas™ v.10.0.10 Sanitas software utilized by Groundwater Stats Consulting. UG

Box & Whiskers Plot

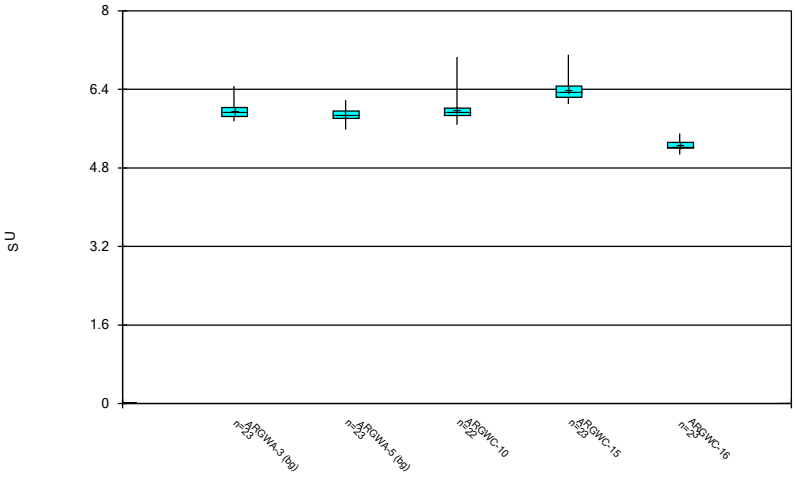

Constituent: pH Analysis Run 3/6/2024 10:14 AM
Plant Arkwright Data: Arkwright No 3

Sanitas™ v.10.0.10 Sanitas software utilized by Groundwater Stats Consulting. UG

Box & Whiskers Plot

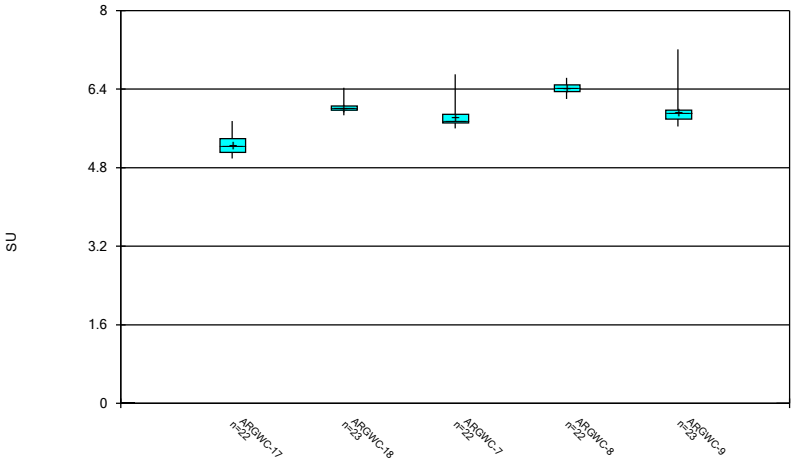

Constituent: pH Analysis Run 3/6/2024 10:14 AM
Plant Arkwright Data: Arkwright No 3

Sanitas™ v.10.0.10 Sanitas software utilized by Groundwater Stats Consulting. UG

Box & Whiskers Plot

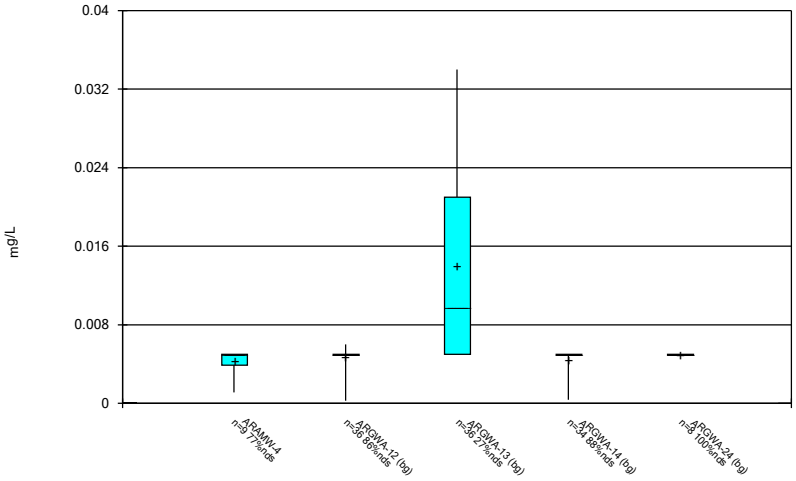

Constituent: Selenium Analysis Run 3/6/2024 10:14 AM
Plant Arkwright Data: Arkwright No 3

Box & Whiskers Plot

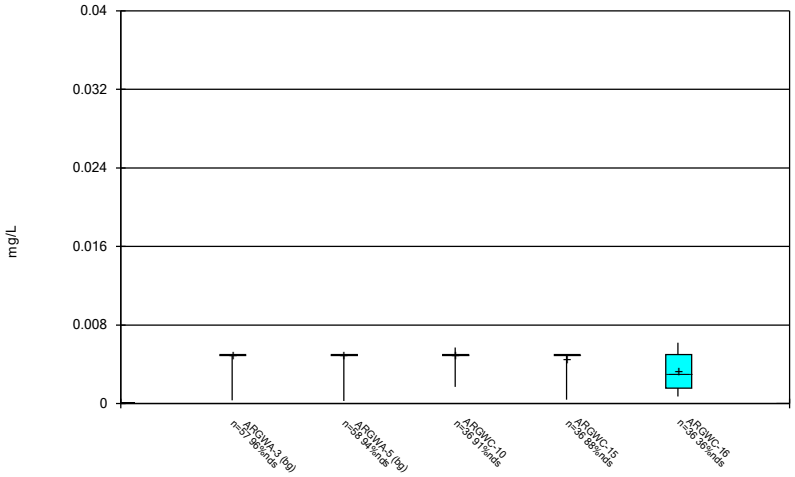

Constituent: Selenium Analysis Run 3/6/2024 10:14 AM

Plant Arkwright Data: Arkwright No 3

Sanitas™ v.10.0.10 Sanitas software utilized by Groundwater Stats Consulting. UG

Box & Whiskers Plot

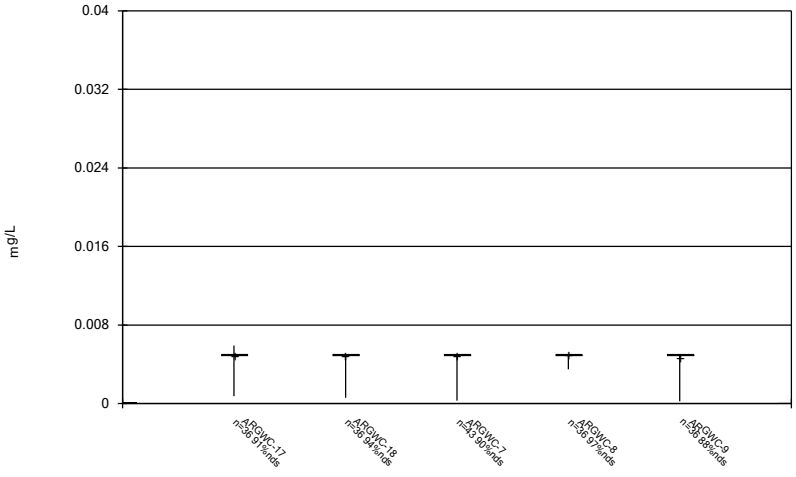

Constituent: Selenium Analysis Run 3/6/2024 10:14 AM

Plant Arkwright Data: Arkwright No 3

Sanitas™ v.10.0.10 Sanitas software utilized by Groundwater Stats Consulting. UG

Box & Whiskers Plot

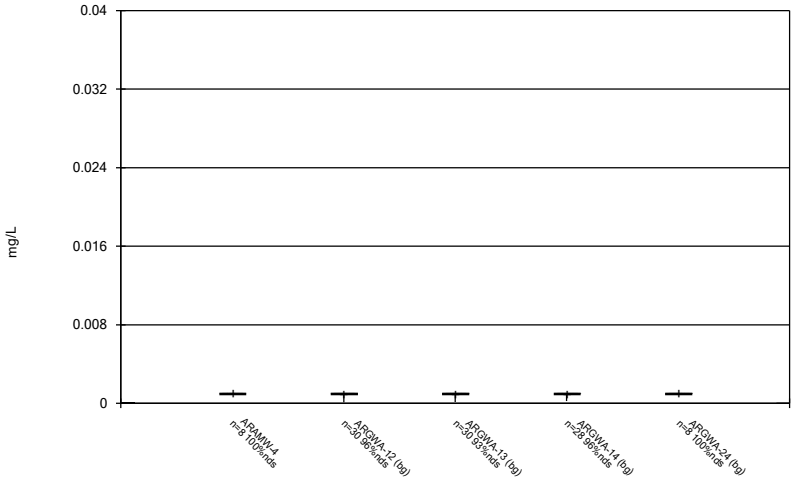

Constituent: Silver Analysis Run 3/6/2024 10:14 AM

Plant Arkwright Data: Arkwright No 3

Sanitas™ v.10.0.10 Sanitas software utilized by Groundwater Stats Consulting. UG

Box & Whiskers Plot

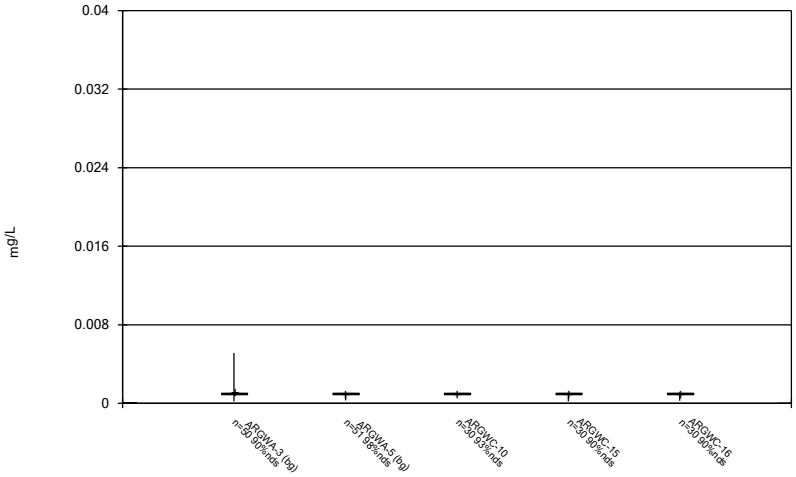

Constituent: Silver Analysis Run 3/6/2024 10:14 AM

Plant Arkwright Data: Arkwright No 3

Box & Whiskers Plot

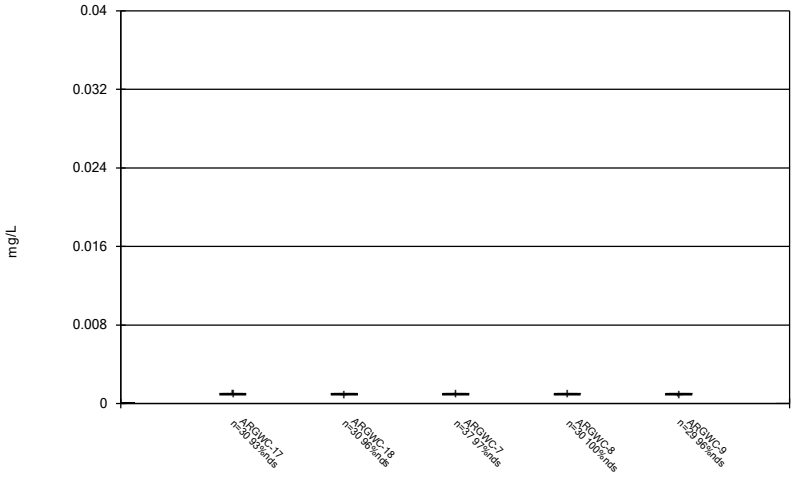

Constituent: Silver Analysis Run 3/6/2024 10:14 AM

Plant Arkwright Data: Arkwright No 3

Sanitas™ v.10.0.10 Sanitas software utilized by Groundwater Stats Consulting. UG

Box & Whiskers Plot

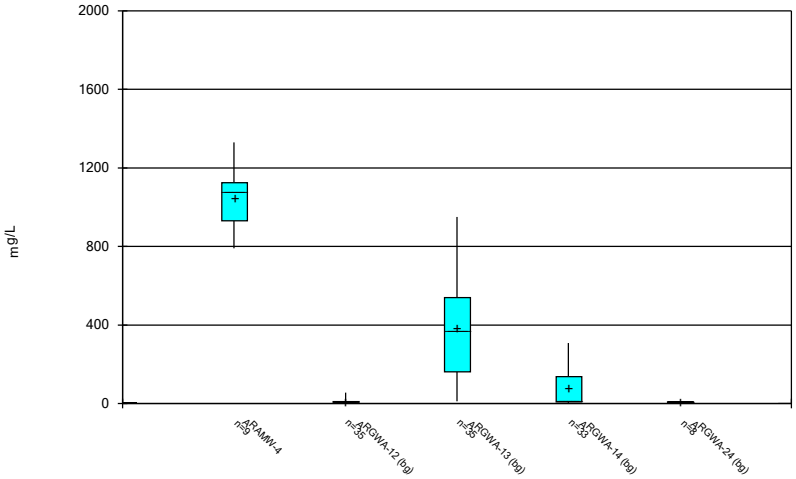

Constituent: Sulfate Analysis Run 3/6/2024 10:14 AM

Plant Arkwright Data: Arkwright No 3

Sanitas™ v.10.0.10 Sanitas software utilized by Groundwater Stats Consulting. UG

Box & Whiskers Plot

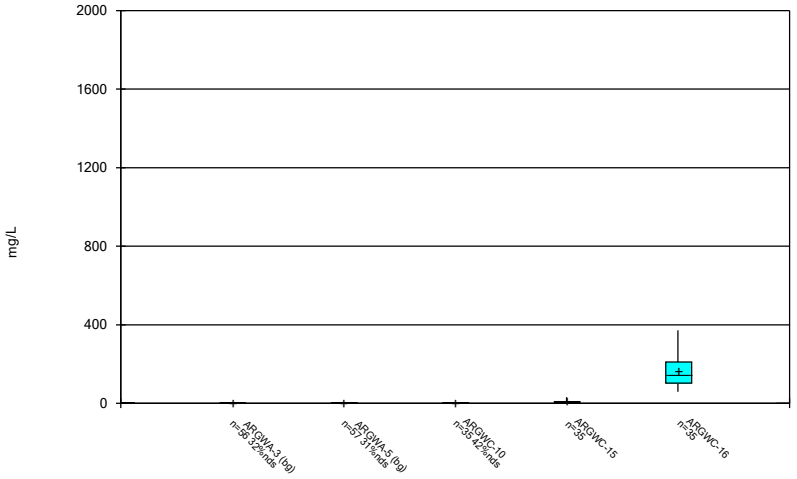

Constituent: Sulfate Analysis Run 3/6/2024 10:14 AM

Plant Arkwright Data: Arkwright No 3

Sanitas™ v.10.0.10 Sanitas software utilized by Groundwater Stats Consulting. UG

Box & Whiskers Plot

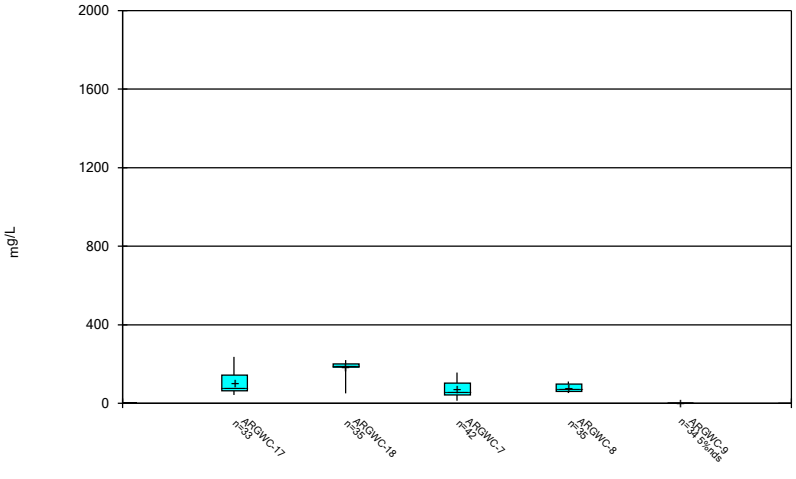

Constituent: Sulfate Analysis Run 3/6/2024 10:14 AM

Plant Arkwright Data: Arkwright No 3

Box & Whiskers Plot

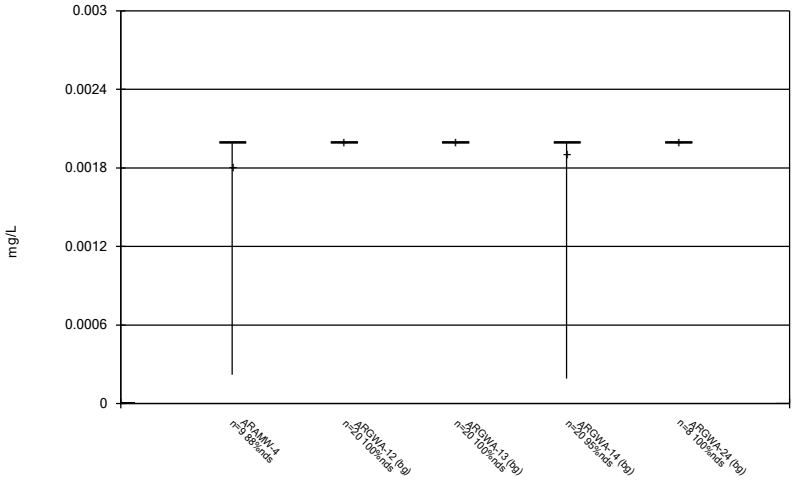

Constituent: Thallium Analysis Run 3/6/2024 10:14 AM
Plant Arkwright Data: Arkwright No 3

Sanitas™ v.10.0.10 Sanitas software utilized by Groundwater Stats Consulting. UG

Box & Whiskers Plot

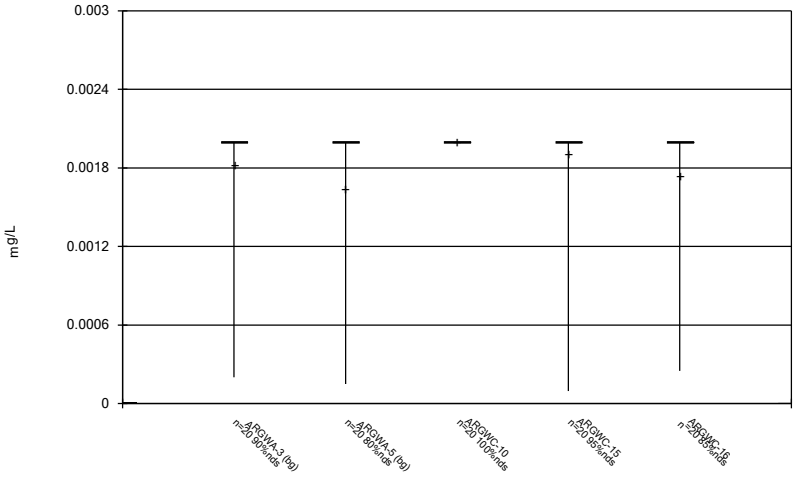

Constituent: Thallium Analysis Run 3/6/2024 10:14 AM
Plant Arkwright Data: Arkwright No 3

Sanitas™ v.10.0.10 Sanitas software utilized by Groundwater Stats Consulting. UG

Box & Whiskers Plot

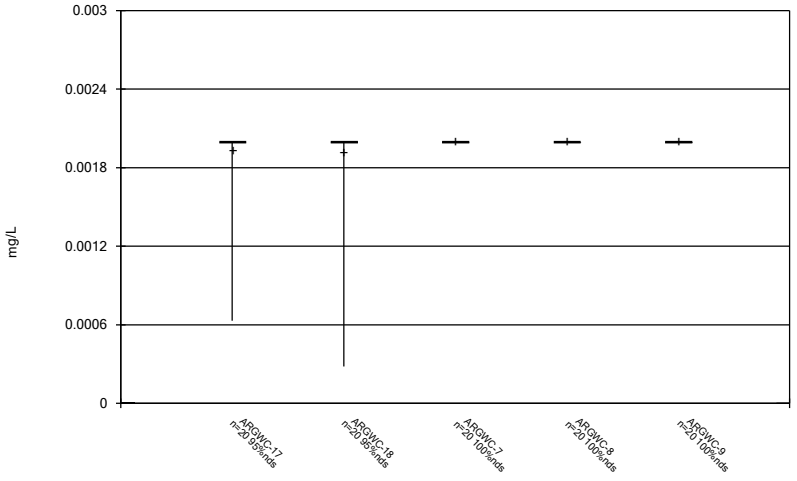

Constituent: Thallium Analysis Run 3/6/2024 10:14 AM
Plant Arkwright Data: Arkwright No 3

Sanitas™ v.10.0.10 Sanitas software utilized by Groundwater Stats Consulting. UG

Box & Whiskers Plot

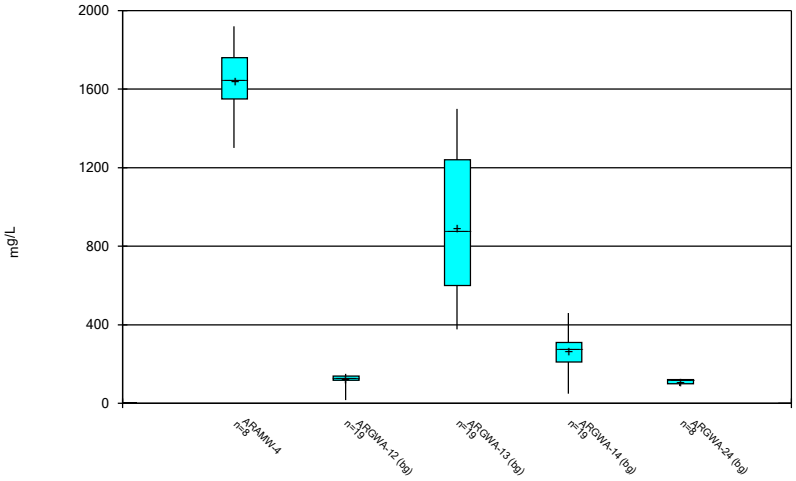

Constituent: Total Dissolved Solids Analysis Run 3/6/2024 10:14 AM
Plant Arkwright Data: Arkwright No 3

Box & Whiskers Plot

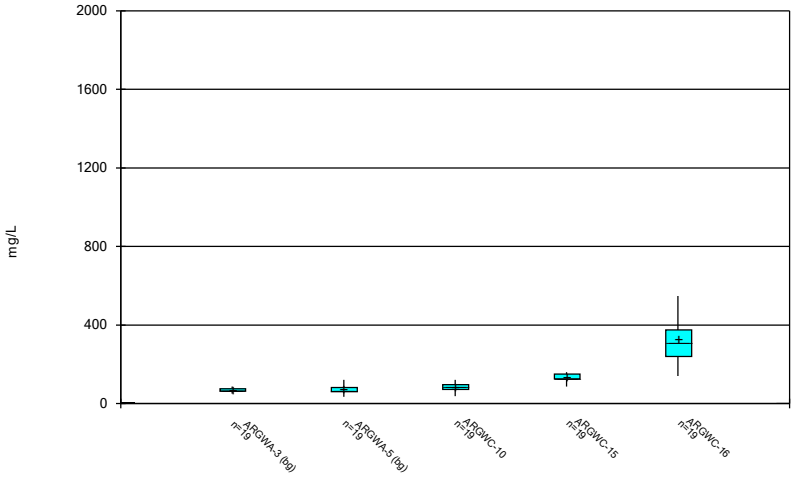

Constituent: Total Dissolved Solids Analysis Run 3/6/2024 10:14 AM
Plant Arkwright Data: Arkwright No 3

Sanitas™ v.10.0.10 Sanitas software utilized by Groundwater Stats Consulting. UG

Box & Whiskers Plot

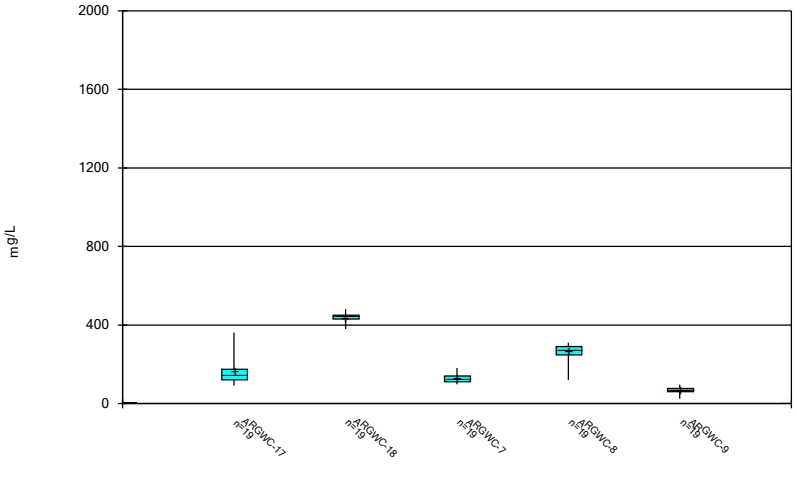

Constituent: Total Dissolved Solids Analysis Run 3/6/2024 10:14 AM
Plant Arkwright Data: Arkwright No 3

FIGURE C.

Outlier Summary

Plant Arkwright Client: Southern Company Data: Arkwright No 3 Printed 3/5/2024, 1:40 PM

	ARGWC-10 Arsenic (mg/L)	ARGWC-16 Arsenic (mg/L)	ARGWC-17 Arsenic (mg/L)	ARGWC-18 Arsenic (mg/L)	ARGWC-9 Arsenic (mg/L)	ARGWA-12 Barium (mg/L)	ARGWA-3 Barium (mg/L)	ARGWC-10 Barium (mg/L)	ARGWC-15 Barium (mg/L)	ARGWC-16 Barium (mg/L)
12/16/1997						2.12 (o)				
6/30/1998										
12/2/1998										
12/10/2003										
12/14/2004										
10/30/2006						<0.001 (o)				
11/17/2007										
5/2/2008										
5/12/2009		0.003 (o)		0.0025 (o)						0.16 (o)
5/13/2009	0.0042 (o)				0.0034 (o)		0.15 (o)			
5/25/2010						0.038 (o)				
11/9/2010										
5/19/2011										
11/9/2011										
11/12/2011										
5/30/2012										
11/9/2012			0.01 (o)							
11/11/2012										
5/9/2013										
5/13/2013									0.2 (o)	
11/5/2013										
11/6/2013										
5/21/2014										
5/29/2014										
11/19/2014										
8/30/2016										
8/31/2016										
10/24/2016										
10/25/2016										
10/26/2016										
10/8/2019										

Outlier Summary

Plant Arkwright Client: Southern Company Data: Arkwright No 3 Printed 3/5/2024, 1:40 PM

	ARGWC-17 Barium (mg/L)	ARGWC-18 Barium (mg/L)	ARGWC-9 Barium (mg/L)	ARGWA-3 Cadmium (mg/L)	ARGWA-12 Chloride (mg/L)	ARGWA-14 Chloride (mg/L)	ARGWC-15 Chloride (mg/L)	ARGWC-18 Chloride (mg/L)	ARGWC-7 Chloride (mg/L)	ARGWC-8 Chloride (mg/L)
12/16/1997				0.103 (o)						
6/30/1998				0.007 (o)						
12/2/1998				0.007 (o)						
12/10/2003										
12/14/2004										
10/30/2006										
11/17/2007									13.5 (o)	
5/2/2008									12.9 (o)	
5/12/2009										
5/13/2009			0.14 (o)							
5/25/2010										
11/9/2010										<0.071 (o)
5/19/2011						28.2 (o)				
11/9/2011						32.8 (o)				
11/12/2011		0.092 (o)						12.3 (o)		
5/30/2012						30.8 (o)				
11/9/2012	0.4 (o)									
11/11/2012						24.6 (o)				
5/9/2013						27.2 (o)				
5/13/2013										
11/5/2013		0.087 (o)								
11/6/2013										
5/21/2014										7.34 (o)
5/29/2014						20 (o)				
11/19/2014						19 (o)				
8/30/2016										
8/31/2016										
10/24/2016										
10/25/2016										
10/26/2016										
10/8/2019					64 (o)		9.4 (o)			

Outlier Summary

Plant Arkwright Client: Southern Company Data: Arkwright No 3 Printed 3/5/2024, 1:40 PM

	ARGWC-18 Fluoride (mg/L)	ARGWC-8 Fluoride (mg/L)	ARGWA-3 Lead (mg/L)	ARGWA-5 Lead (mg/L)	ARGWC-15 Lead (mg/L)	ARGWC-7 Lead (mg/L)	ARGWA-12 Lithium (mg/L)	ARGWA-12 pH (SU)	ARGWA-13 pH (SU)	ARGWA-14 pH (SU)
12/16/1997			0.162 (o)							
6/30/1998										
12/2/1998										
12/10/2003										
12/14/2004				0.013 (o)						
10/30/2006										
11/17/2007										
5/2/2008						0.008 (o)				
5/12/2009										
5/13/2009										
5/25/2010										
11/9/2010										
5/19/2011										
11/9/2011										
11/12/2011										
5/30/2012										
11/9/2012										
11/11/2012										
5/9/2013										
5/13/2013					0.025 (o)					
11/5/2013										
11/6/2013										
5/21/2014										
5/29/2014										
11/19/2014										
8/30/2016								6.82 (o)		
8/31/2016									6.67 (o)	7.55 (o)
10/24/2016							<0.05 (o)			
10/25/2016										
10/26/2016	0.32 (o)	0.43 (o)								
10/8/2019										

Outlier Summary

Plant Arkwright Client: Southern Company Data: Arkwright No 3 Printed 3/5/2024, 1:40 PM

	ARGWA-3 Silver (mg/L)	ARGWA-5 Silver (mg/L)	ARGWC-9 Silver (mg/L)	ARGWC-17 Sulfate (mg/L)	ARGWC-9 Sulfate (mg/L)
12/16/1997	0.035 (o)				
6/30/1998					
12/2/1998					
12/10/2003		0.002 (o)			
12/14/2004					
10/30/2006					
11/17/2007					
5/2/2008					
5/12/2009					
5/13/2009			0.0024 (o)		
5/25/2010					
11/9/2010					
5/19/2011					
11/9/2011					
11/12/2011					
5/30/2012					
11/9/2012				842 (o)	
11/11/2012					
5/9/2013					
5/13/2013					
11/5/2013					
11/6/2013				471 (o)	
5/21/2014					
5/29/2014					
11/19/2014					
8/30/2016					
8/31/2016					
10/24/2016					
10/25/2016					4.7 (o)
10/26/2016					
10/8/2019					

FIGURE D.

Appendix I Interwell Prediction Limit - All Results (No Significant)

Plant Arkwright Data: Arkwright No 3 Printed 3/7/2024, 10:34 AM

Constituent	Well	Upper Lim	Lower Lim	Date	Observ.	Sig.	Bg N	Bg Mean	Std. Dev.	%NDs	ND Adj.	Transform	Alpha	Method
Arsenic (mg/L)	ARGWC-10	0.00593	n/a	1/25/2024	0.005ND	No	229	n/a	n/a	81.66	n/a	n/a	0.00004917	NP Inter (NDs) 1 of 2
Arsenic (mg/L)	ARGWC-15	0.00593	n/a	1/25/2024	0.005ND	No	229	n/a	n/a	81.66	n/a	n/a	0.00004917	NP Inter (NDs) 1 of 2
Arsenic (mg/L)	ARGWC-16	0.00593	n/a	1/25/2024	0.005ND	No	229	n/a	n/a	81.66	n/a	n/a	0.00004917	NP Inter (NDs) 1 of 2
Arsenic (mg/L)	ARGWC-17	0.00593	n/a	1/25/2024	0.005ND	No	229	n/a	n/a	81.66	n/a	n/a	0.00004917	NP Inter (NDs) 1 of 2
Arsenic (mg/L)	ARGWC-18	0.00593	n/a	1/25/2024	0.005ND	No	229	n/a	n/a	81.66	n/a	n/a	0.00004917	NP Inter (NDs) 1 of 2
Arsenic (mg/L)	ARGWC-7	0.00593	n/a	1/25/2024	0.005ND	No	229	n/a	n/a	81.66	n/a	n/a	0.00004917	NP Inter (NDs) 1 of 2
Arsenic (mg/L)	ARGWC-8	0.00593	n/a	1/25/2024	0.005ND	No	229	n/a	n/a	81.66	n/a	n/a	0.00004917	NP Inter (NDs) 1 of 2
Arsenic (mg/L)	ARGWC-9	0.00593	n/a	1/25/2024	0.005ND	No	229	n/a	n/a	81.66	n/a	n/a	0.00004917	NP Inter (NDs) 1 of 2
Barium (mg/L)	ARGWC-10	0.24	n/a	1/25/2024	0.0373	No	226	n/a	n/a	0	n/a	n/a	0.00004917	NP Inter (normality) 1 of 2
Barium (mg/L)	ARGWC-15	0.24	n/a	1/25/2024	0.0325	No	226	n/a	n/a	0	n/a	n/a	0.00004917	NP Inter (normality) 1 of 2
Barium (mg/L)	ARGWC-16	0.24	n/a	1/25/2024	0.0476	No	226	n/a	n/a	0	n/a	n/a	0.00004917	NP Inter (normality) 1 of 2
Barium (mg/L)	ARGWC-17	0.24	n/a	1/25/2024	0.0519	No	226	n/a	n/a	0	n/a	n/a	0.00004917	NP Inter (normality) 1 of 2
Barium (mg/L)	ARGWC-18	0.24	n/a	1/25/2024	0.0404	No	226	n/a	n/a	0	n/a	n/a	0.00004917	NP Inter (normality) 1 of 2
Barium (mg/L)	ARGWC-7	0.24	n/a	1/25/2024	0.0563	No	226	n/a	n/a	0	n/a	n/a	0.00004917	NP Inter (normality) 1 of 2
Barium (mg/L)	ARGWC-8	0.24	n/a	1/25/2024	0.0641	No	226	n/a	n/a	0	n/a	n/a	0.00004917	NP Inter (normality) 1 of 2
Barium (mg/L)	ARGWC-9	0.24	n/a	1/25/2024	0.0414	No	226	n/a	n/a	0	n/a	n/a	0.00004917	NP Inter (normality) 1 of 2
Cadmium (mg/L)	ARGWC-15	0.0043	n/a	1/25/2024	0.001ND	No	221	n/a	n/a	95.02	n/a	n/a	0.00004917	NP Inter (NDs) 1 of 2
Cadmium (mg/L)	ARGWC-16	0.0043	n/a	1/25/2024	0.001ND	No	221	n/a	n/a	95.02	n/a	n/a	0.00004917	NP Inter (NDs) 1 of 2
Cadmium (mg/L)	ARGWC-17	0.0043	n/a	1/25/2024	0.001ND	No	221	n/a	n/a	95.02	n/a	n/a	0.00004917	NP Inter (NDs) 1 of 2
Lead (mg/L)	ARGWC-10	0.013	n/a	1/25/2024	0.002ND	No	227	n/a	n/a	90.31	n/a	n/a	0.00004917	NP Inter (NDs) 1 of 2
Lead (mg/L)	ARGWC-15	0.013	n/a	1/25/2024	0.002ND	No	227	n/a	n/a	90.31	n/a	n/a	0.00004917	NP Inter (NDs) 1 of 2
Lead (mg/L)	ARGWC-16	0.013	n/a	1/25/2024	0.002ND	No	227	n/a	n/a	90.31	n/a	n/a	0.00004917	NP Inter (NDs) 1 of 2
Lead (mg/L)	ARGWC-17	0.013	n/a	1/25/2024	0.002ND	No	227	n/a	n/a	90.31	n/a	n/a	0.00004917	NP Inter (NDs) 1 of 2
Lead (mg/L)	ARGWC-18	0.013	n/a	1/25/2024	0.002ND	No	227	n/a	n/a	90.31	n/a	n/a	0.00004917	NP Inter (NDs) 1 of 2
Lead (mg/L)	ARGWC-7	0.013	n/a	1/25/2024	0.002ND	No	227	n/a	n/a	90.31	n/a	n/a	0.00004917	NP Inter (NDs) 1 of 2
Lead (mg/L)	ARGWC-8	0.013	n/a	1/25/2024	0.002ND	No	227	n/a	n/a	90.31	n/a	n/a	0.00004917	NP Inter (NDs) 1 of 2
Lead (mg/L)	ARGWC-9	0.013	n/a	1/25/2024	0.002ND	No	227	n/a	n/a	90.31	n/a	n/a	0.00004917	NP Inter (NDs) 1 of 2
Selenium (mg/L)	ARGWC-10	0.034	n/a	1/25/2024	0.005ND	No	229	n/a	n/a	82.53	n/a	n/a	0.00004917	NP Inter (NDs) 1 of 2
Selenium (mg/L)	ARGWC-15	0.034	n/a	1/25/2024	0.005ND	No	229	n/a	n/a	82.53	n/a	n/a	0.00004917	NP Inter (NDs) 1 of 2
Selenium (mg/L)	ARGWC-16	0.034	n/a	1/25/2024	0.00555	No	229	n/a	n/a	82.53	n/a	n/a	0.00004917	NP Inter (NDs) 1 of 2
Selenium (mg/L)	ARGWC-17	0.034	n/a	1/25/2024	0.005ND	No	229	n/a	n/a	82.53	n/a	n/a	0.00004917	NP Inter (NDs) 1 of 2
Selenium (mg/L)	ARGWC-18	0.034	n/a	1/25/2024	0.005ND	No	229	n/a	n/a	82.53	n/a	n/a	0.00004917	NP Inter (NDs) 1 of 2
Selenium (mg/L)	ARGWC-7	0.034	n/a	1/25/2024	0.005ND	No	229	n/a	n/a	82.53	n/a	n/a	0.00004917	NP Inter (NDs) 1 of 2
Selenium (mg/L)	ARGWC-8	0.034	n/a	1/25/2024	0.005ND	No	229	n/a	n/a	82.53	n/a	n/a	0.00004917	NP Inter (NDs) 1 of 2
Selenium (mg/L)	ARGWC-9	0.034	n/a	1/25/2024	0.005ND	No	229	n/a	n/a	82.53	n/a	n/a	0.00004917	NP Inter (NDs) 1 of 2
Silver (mg/L)	ARGWC-10	0.0051	n/a	1/25/2024	0.001ND	No	197	n/a	n/a	94.92	n/a	n/a	0.00005088	NP Inter (NDs) 1 of 2
Silver (mg/L)	ARGWC-15	0.0051	n/a	1/25/2024	0.001ND	No	197	n/a	n/a	94.92	n/a	n/a	0.00005088	NP Inter (NDs) 1 of 2
Silver (mg/L)	ARGWC-16	0.0051	n/a	1/25/2024	0.001ND	No	197	n/a	n/a	94.92	n/a	n/a	0.00005088	NP Inter (NDs) 1 of 2
Silver (mg/L)	ARGWC-17	0.0051	n/a	1/25/2024	0.001ND	No	197	n/a	n/a	94.92	n/a	n/a	0.00005088	NP Inter (NDs) 1 of 2
Silver (mg/L)	ARGWC-18	0.0051	n/a	1/25/2024	0.001ND	No	197	n/a	n/a	94.92	n/a	n/a	0.00005088	NP Inter (NDs) 1 of 2
Silver (mg/L)	ARGWC-7	0.0051	n/a	1/25/2024	0.001ND	No	197	n/a	n/a	94.92	n/a	n/a	0.00005088	NP Inter (NDs) 1 of 2
Silver (mg/L)	ARGWC-9	0.0051	n/a	1/25/2024	0.001ND	No	197	n/a	n/a	94.92	n/a	n/a	0.00005088	NP Inter (NDs) 1 of 2

Sanitas™ v.10.0.10 Sanitas software utilized by Groundwater Stats Consulting. UG
Hollow symbols indicate censored values.

Within Limit

Prediction Limit

Interwell Non-parametric

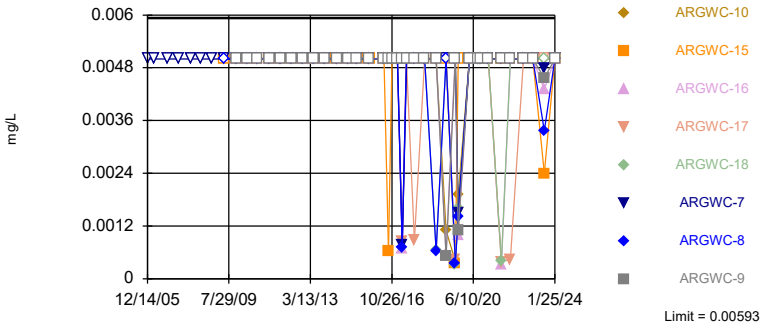

Non-parametric test used in lieu of parametric prediction limit because censored data exceeded 50%. Limit is highest of 229 background values. 81.66% NDs. Annual per-constituent alpha = 0.0007864. Individual comparison alpha = 0.00004917 (1 of 2). Comparing 8 points to limit.

Constituent: Arsenic Analysis Run 3/7/2024 10:33 AM View: Appendix I
Plant Arkwright Data: Arkwright No 3

Sanitas™ v.10.0.10 Sanitas software utilized by Groundwater Stats Consulting. UG

Within Limit

Prediction Limit

Interwell Non-parametric

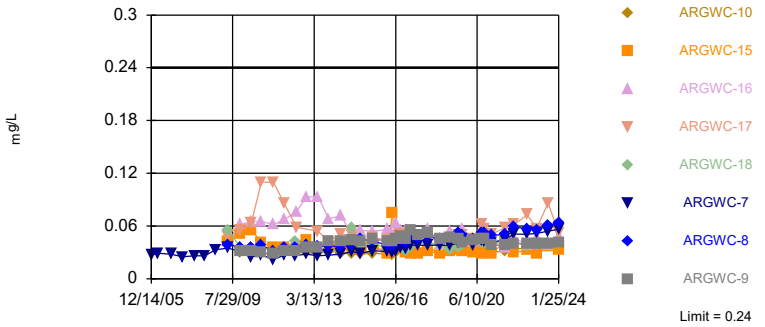

Non-parametric test used in lieu of parametric prediction limit because the Chi Squared normality test showed the data to be non-normal at the 0.01 alpha level. Limit is highest of 226 background values. Annual per-constituent alpha = 0.0007864. Individual comparison alpha = 0.00004917 (1 of 2). Comparing 8 points to limit.

Constituent: Barium Analysis Run 3/7/2024 10:34 AM View: Appendix I
Plant Arkwright Data: Arkwright No 3

Sanitas™ v.10.0.10 Sanitas software utilized by Groundwater Stats Consulting. UG
Hollow symbols indicate censored values.

Within Limit

Prediction Limit

Interwell Non-parametric

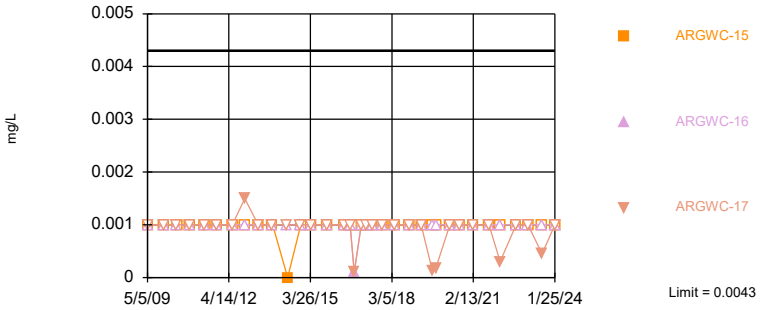

Non-parametric test used in lieu of parametric prediction limit because censored data exceeded 50%. Limit is highest of 221 background values. 95.02% NDs. Annual per-constituent alpha = 0.0007864. Individual comparison alpha = 0.00004917 (1 of 2). Comparing 3 points to limit. Assumes 5 future values.

Constituent: Cadmium Analysis Run 3/7/2024 10:34 AM View: Appendix I
Plant Arkwright Data: Arkwright No 3

Sanitas™ v.10.0.10 Sanitas software utilized by Groundwater Stats Consulting. UG
Hollow symbols indicate censored values.

Within Limit

Prediction Limit

Interwell Non-parametric

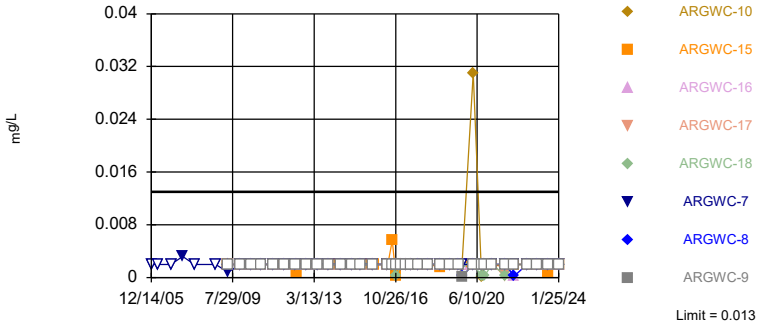

Non-parametric test used in lieu of parametric prediction limit because censored data exceeded 50%. Limit is highest of 227 background values. 90.31% NDs. Annual per-constituent alpha = 0.0007864. Individual comparison alpha = 0.00004917 (1 of 2). Comparing 8 points to limit.

Constituent: Lead Analysis Run 3/7/2024 10:34 AM View: Appendix I
Plant Arkwright Data: Arkwright No 3

Sanitas™ v.10.0.10 Sanitas software utilized by Groundwater Stats Consulting. UG
Hollow symbols indicate censored values.

Within Limit

Prediction Limit

Interwell Non-parametric

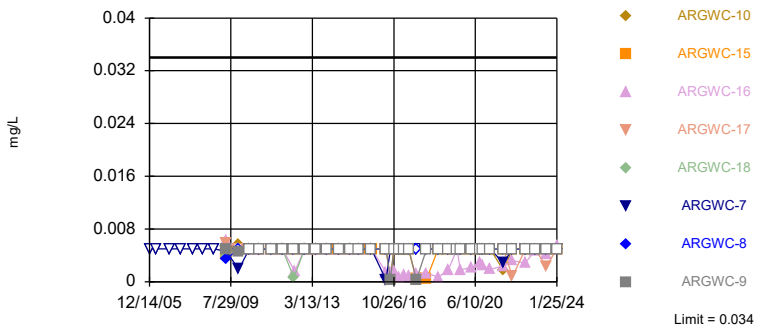

Non-parametric test used in lieu of parametric prediction limit because censored data exceeded 50%. Limit is highest of 229 background values. 82.53% NDs. Annual per-constituent alpha = 0.0007864. Individual comparison alpha = 0.00004917 (1 of 2). Comparing 8 points to limit.

Constituent: Selenium Analysis Run 3/7/2024 10:34 AM View: Appendix I
Plant Arkwright Data: Arkwright No 3

Sanitas™ v.10.0.10 Sanitas software utilized by Groundwater Stats Consulting. UG
Hollow symbols indicate censored values.

Within Limit

Prediction Limit

Interwell Non-parametric

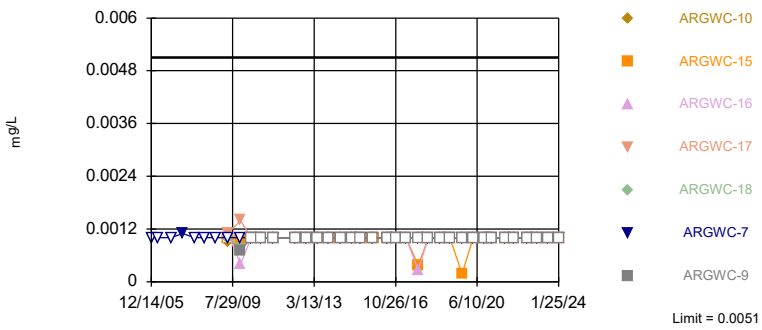

Non-parametric test used in lieu of parametric prediction limit because censored data exceeded 50%. Limit is highest of 197 background values. 94.92% NDs. Annual per-constituent alpha = 0.0008138. Individual comparison alpha = 0.00005088 (1 of 2). Comparing 7 points to limit. Assumes 1 future value.

Constituent: Silver Analysis Run 3/7/2024 10:34 AM View: Appendix I
Plant Arkwright Data: Arkwright No 3

Prediction Limit

Constituent: Arsenic (mg/L) Analysis Run 3/7/2024 10:35 AM View: Appendix I

Plant Arkwright Data: Arkwright No 3

	ARGWA-3 (bg)	ARGWA-5 (bg)	ARGWC-7	ARGWC-15	ARGWA-12 (bg)	ARGWA-13 (bg)	ARGWC-17	ARGWC-8	ARGWC-10
12/16/1997	0.002	<0.005							
6/30/1998	0.0006	<0.005							
12/2/1998	0.0007	<0.005							
6/8/1999	<0.005	<0.005							
12/7/1999	<0.005	<0.005							
6/15/2000	<0.005	<0.005							
12/12/2000	0.000475	0.00032							
12/5/2001	<0.005	0.0003							
6/26/2002	0.000431	0.000939							
12/3/2002	<0.005	<0.005							
6/11/2003	<0.005	<0.005							
12/10/2003	<0.005	<0.005							
6/15/2004	<0.005	<0.005							
12/14/2004	<0.005	<0.005							
6/2/2005	<0.005	<0.005							
12/14/2005	<0.005	<0.005	<0.005						
4/5/2006	<0.005	<0.005	<0.005						
10/30/2006	<0.005	<0.005	<0.005						
5/10/2007	0.0044	<0.005	<0.005						
11/17/2007	<0.005	<0.005	<0.005						
5/2/2008			<0.005						
5/3/2008	<0.005	<0.005							
10/22/2008	<0.005	<0.005	<0.005						
5/5/2009				<0.005					
5/6/2009		<0.005			<0.005				
5/7/2009	0.0028					0.0013			
5/12/2009							<0.005		
5/13/2009									0.0042 (o)
5/14/2009			<0.005					<0.005	
12/1/2009		<0.005	<0.005						
12/3/2009					<0.005	<0.005		<0.005	<0.005
12/4/2009	<0.005			<0.005			<0.005		
12/5/2009									
5/25/2010		<0.005			<0.005	<0.005	<0.005		
5/26/2010			<0.005					<0.005	<0.005
6/1/2010	<0.005			<0.005					
6/2/2010									
11/9/2010		<0.005			<0.005		<0.005	<0.005	<0.005
11/10/2010	<0.005		<0.005	<0.005		<0.005			
5/18/2011								<0.005	
5/19/2011									<0.005
5/24/2011		<0.005			<0.005		<0.005		
5/25/2011	<0.005		<0.005	<0.005		<0.005			
11/9/2011				<0.005					
11/10/2011		<0.005			<0.005	<0.005			
11/11/2011			<0.005					<0.005	<0.005
11/12/2011	<0.005						<0.005		
5/17/2012			<0.005					<0.005	<0.005
5/18/2012		<0.005			<0.005				
5/30/2012						<0.005	<0.005		
5/31/2012	<0.005			<0.005					
11/9/2012		<0.005	<0.005		<0.005	<0.005	0.01 (o)	<0.005	<0.005

ND substitution: RL or RL/2 if <15% NDs.

Prediction Limit

Constituent: Arsenic (mg/L) Analysis Run 3/7/2024 10:35 AM View: Appendix I

Plant Arkwright Data: Arkwright No 3

	ARGWA-3 (bg)	ARGWA-5 (bg)	ARGWC-7	ARGWC-15	ARGWA-12 (bg)	ARGWA-13 (bg)	ARGWC-17	ARGWC-8	ARGWC-10
11/10/2012				<0.005					
11/11/2012	<0.005								
5/7/2013								<0.005	<0.005
5/8/2013		<0.005	<0.005		<0.005		<0.005		
5/9/2013						<0.005			
5/13/2013	<0.005			<0.005					
11/5/2013			<0.005					<0.005	
11/6/2013		<0.005			<0.005		<0.005		<0.005
11/11/2013						<0.005			
11/12/2013	<0.005			<0.005					
5/20/2014		<0.005			<0.005		<0.005		<0.005
5/21/2014			<0.005			<0.005		<0.005	
5/28/2014				<0.005					
5/29/2014	<0.005								
11/17/2014		<0.005	<0.005				<0.005		
11/18/2014					<0.005	<0.005		<0.005	<0.005
11/19/2014									
11/20/2014				<0.005					
4/7/2015		<0.005	<0.005			<0.005	<0.005	<0.005	<0.005
4/14/2015	<0.005			<0.005	<0.005				
4/15/2015									
10/28/2015		<0.005	<0.005			<0.005	<0.005	<0.005	<0.005
10/29/2015					<0.005				
11/3/2015	<0.005			<0.005					
11/4/2015									
6/23/2016	<0.005	<0.005	<0.005	<0.005	<0.005	<0.005		<0.005	<0.005
6/24/2016							<0.005		
8/30/2016		<0.005			<0.005				
8/31/2016	<0.005		<0.005			<0.005		<0.005	
9/1/2016							<0.005		<0.005
9/2/2016				0.00062 (J)					
10/24/2016					<0.005				
10/25/2016	<0.005	<0.005	<0.005			<0.005	<0.005		<0.005
10/26/2016				<0.005				<0.005	
1/23/2017					<0.005				
1/24/2017	<0.005	<0.005				<0.005			
1/26/2017			<0.005	<0.005			<0.005	<0.005	
1/27/2017									<0.005
4/11/2017	0.00067 (J)	0.00077 (J)			0.00076 (J)	0.00063 (J)	0.00084 (J)		
4/12/2017			0.00078 (J)	<0.005				0.00072 (J)	<0.005
6/20/2017	0.00064 (J)	0.00052 (J)							
6/21/2017				<0.005	<0.005	<0.005	<0.005	<0.005	
6/22/2017			<0.005						<0.005
10/25/2017	<0.005	<0.005	<0.005		<0.005	<0.005			
10/26/2017				<0.005			0.00087 (J)	<0.005	<0.005
4/9/2018						<0.005			
4/10/2018	<0.005	<0.005	<0.005	<0.005	<0.005		<0.005		
4/11/2018								<0.005	<0.005
10/16/2018	<0.005	<0.005			<0.005	0.00055 (J)			
10/17/2018			<0.005	<0.005			<0.005	0.00063 (J)	<0.005
3/26/2019						0.00089 (J)			
3/27/2019	0.00055 (J)	0.00055 (J)		<0.005	0.00049 (J)				

ND substitution: RL or RL/2 if <15% NDs.

Prediction Limit

Constituent: Arsenic (mg/L) Analysis Run 3/7/2024 10:35 AM View: Appendix I

Plant Arkwright Data: Arkwright No 3

	ARGWA-3 (bg)	ARGWA-5 (bg)	ARGWC-7	ARGWC-15	ARGWA-12 (bg)	ARGWA-13 (bg)	ARGWC-17	ARGWC-8	ARGWC-10
3/28/2019			<0.005				<0.005	<0.005	0.0011 (J)
8/19/2019						0.00045 (J)			
8/20/2019	0.00045 (J)	0.00058 (J)			0.00046 (J)				
8/21/2019			<0.005	0.00036 (J)			0.00044 (J)	0.00036 (J)	0.0004 (J)
10/7/2019									
10/8/2019	<0.005	<0.005		<0.005	<0.005	<0.005			
10/9/2019			0.0015				0.0015	0.0014	0.0019
4/6/2020									
4/7/2020	<0.005	<0.005			<0.005	<0.005			
4/8/2020			<0.005	<0.005			<0.005		<0.005
4/9/2020								<0.005	
8/18/2020	<0.005	<0.005	<0.005		<0.005	<0.005	<0.005		
8/19/2020				<0.005					<0.005
8/20/2020								<0.005	
9/29/2020	<0.005	<0.005	<0.005	<0.005	<0.005	<0.005	<0.005		
9/30/2020									
10/1/2020								<0.005	<0.005
12/1/2020									
2/9/2021	<0.005	<0.005		<0.005	<0.005	<0.005	<0.005		<0.005
2/10/2021			<0.005					<0.005	
2/11/2021									
9/7/2021					<0.005	<0.005			
9/8/2021	<0.005	<0.005		<0.005			0.00039 (J)		
9/9/2021								<0.005	
9/10/2021			<0.005						<0.005
2/1/2022	<0.005	<0.005			<0.005	<0.005			
2/2/2022							0.00044 (J)	<0.005	<0.005
2/3/2022			<0.005	<0.005					
8/30/2022		<0.005			<0.005				
8/31/2022	<0.005		<0.005	<0.005		<0.005		<0.005	<0.005
9/2/2022							<0.005		
2/2/2023			<0.005		<0.005			<0.005	<0.005
2/3/2023	<0.005	<0.005		<0.005		<0.005	<0.005		
2/7/2023									
8/9/2023	<0.005				<0.005	<0.005	<0.005		<0.005
8/10/2023		0.00593	0.0048 (J)	0.0024 (J)				0.00337 (J)	
1/24/2024	<0.005	<0.005							
1/25/2024			<0.005	<0.005	<0.005	<0.005	<0.005	<0.005	<0.005

ND substitution: RL or RL/2 if <15% NDs.

Prediction Limit

Constituent: Arsenic (mg/L) Analysis Run 3/7/2024 10:35 AM View: Appendix I

Plant Arkwright Data: Arkwright No 3

	ARGWC-9	ARGWC-18	ARGWC-16	ARGWA-14 (bg)	ARGWA-24 (bg)
12/16/1997					
6/30/1998					
12/2/1998					
6/8/1999					
12/7/1999					
6/15/2000					
12/12/2000					
12/5/2001					
6/26/2002					
12/3/2002					
6/11/2003					
12/10/2003					
6/15/2004					
12/14/2004					
6/2/2005					
12/14/2005					
4/5/2006					
10/30/2006					
5/10/2007					
11/17/2007					
5/2/2008					
5/3/2008					
10/22/2008					
5/5/2009					
5/6/2009					
5/7/2009					
5/12/2009		0.0025 (o)	0.003 (o)		
5/13/2009	0.0034 (o)				
5/14/2009					
12/1/2009					
12/3/2009	<0.005				
12/4/2009		<0.005			
12/5/2009			<0.005		
5/25/2010		<0.005			
5/26/2010	<0.005		<0.005		
6/1/2010					
6/2/2010				<0.005	
11/9/2010	<0.005		<0.005		
11/10/2010		<0.005		<0.005	
5/18/2011					
5/19/2011	<0.005	<0.005		<0.005	
5/24/2011			<0.005		
5/25/2011					
11/9/2011				<0.005	
11/10/2011					
11/11/2011	<0.005				
11/12/2011		<0.005	<0.005		
5/17/2012	<0.005	<0.005			
5/18/2012					
5/30/2012			<0.005	0.0026 (J)	
5/31/2012					
11/9/2012	<0.005		<0.005		

ND substitution: RL or RL/2 if <15% NDs.

Prediction Limit

Constituent: Arsenic (mg/L) Analysis Run 3/7/2024 10:35 AM View: Appendix I

Plant Arkwright Data: Arkwright No 3

	ARGWC-9	ARGWC-18	ARGWC-16	ARGWA-14 (bg)	ARGWA-24 (bg)
11/10/2012		<0.005			
11/11/2012				<0.005	
5/7/2013	<0.005	<0.005			
5/8/2013					
5/9/2013				<0.005	
5/13/2013			<0.005		
11/5/2013		<0.005			
11/6/2013	<0.005		<0.005		
11/11/2013				<0.005	
11/12/2013					
5/20/2014					
5/21/2014	<0.005		<0.005		
5/28/2014		<0.005			
5/29/2014				0.005 (J)	
11/17/2014			<0.005		
11/18/2014	<0.005				
11/19/2014		<0.005		<0.005	
11/20/2014					
4/7/2015	<0.005		<0.005		
4/14/2015				<0.005	
4/15/2015		<0.005			
10/28/2015	<0.005		<0.005		
10/29/2015		<0.005			
11/3/2015					
11/4/2015				<0.005	
6/23/2016	<0.005			0.0026	
6/24/2016		<0.005	<0.005		
8/30/2016					
8/31/2016	<0.005			0.0032	
9/1/2016		<0.005	<0.005		
9/2/2016					
10/24/2016					
10/25/2016	<0.005		<0.005	<0.005	
10/26/2016		<0.005			
1/23/2017				0.00088 (J)	
1/24/2017					
1/26/2017	<0.005		<0.005		
1/27/2017		<0.005			
4/11/2017			0.00067 (J)	0.00095 (J)	
4/12/2017	<0.005	<0.005			
6/20/2017				0.00099 (J)	
6/21/2017		<0.005	<0.005		
6/22/2017	<0.005				
10/25/2017	<0.005	<0.005		<0.005	
10/26/2017			<0.005		
4/9/2018				<0.005	
4/10/2018			<0.005		
4/11/2018	<0.005	<0.005			
10/16/2018			<0.005	0.00083 (J)	
10/17/2018	<0.005	0.00066 (J)			
3/26/2019					
3/27/2019		<0.005		0.0013	

ND substitution: RL or RL/2 if <15% NDs.

Prediction Limit

Constituent: Arsenic (mg/L) Analysis Run 3/7/2024 10:35 AM View: Appendix I

Plant Arkwright Data: Arkwright No 3

	ARGWC-9	ARGWC-18	ARGWC-16	ARGWA-14 (bg)	ARGWA-24 (bg)
3/28/2019	0.00051 (J)		0.00057 (J)		
8/19/2019					
8/20/2019			<0.005		
8/21/2019	<0.005	0.00033 (J)		0.0013	
10/7/2019				0.00045 (J)	
10/8/2019					
10/9/2019	0.0011	0.0016	0.001		
4/6/2020				<0.005	
4/7/2020					
4/8/2020			<0.005		
4/9/2020	<0.005	<0.005			
8/18/2020					
8/19/2020	<0.005		<0.005	<0.005	
8/20/2020		<0.005			
9/29/2020			<0.005	0.00038 (J)	
9/30/2020		<0.005			
10/1/2020	<0.005				
12/1/2020					<0.005
2/9/2021			<0.005		<0.005
2/10/2021	<0.005	<0.005			
2/11/2021				<0.005	
9/7/2021					
9/8/2021			0.00031 (J)	0.00034 (J)	<0.005
9/9/2021	<0.005	0.0004 (J)			
9/10/2021					
2/1/2022					<0.005
2/2/2022	<0.005			0.00033 (J)	
2/3/2022		<0.005	<0.005		
8/30/2022					
8/31/2022	<0.005		<0.005	<0.005	<0.005
9/2/2022		<0.005			
2/2/2023	<0.005	<0.005	<0.005		<0.005
2/3/2023					
2/7/2023				<0.005	
8/9/2023					<0.005
8/10/2023	0.00457 (J)	<0.005	0.00431 (J)	0.00349 (J)	
1/24/2024				<0.005	<0.005
1/25/2024	<0.005	<0.005	<0.005		

Prediction Limit

Constituent: Barium (mg/L) Analysis Run 3/7/2024 10:35 AM View: Appendix I

Plant Arkwright Data: Arkwright No 3

	ARGWA-5 (bg)	ARGWA-3 (bg)	ARGWC-7	ARGWC-15	ARGWA-12 (bg)	ARGWA-13 (bg)	ARGWC-18	ARGWC-17	ARGWC-8
12/16/1997	0.032	2.12 (o)							
6/30/1998	0.028	0.177							
12/2/1998	0.032	0.115							
6/8/1999	0.0287	0.074							
12/7/1999	0.034	0.043							
6/15/2000	0.034	0.113							
12/12/2000	0.027	0.059							
12/5/2001	0.027	0.052							
6/26/2002	0.032	0.087							
12/3/2002	0.023	0.043							
6/11/2003	0.04	0.24							
12/10/2003	0.024	0.03							
6/15/2004	0.021	0.028							
12/14/2004	0.025	0.017							
6/2/2005	0.025	0.019							
12/14/2005	0.026	0.02	0.027						
4/5/2006	0.027	0.019	0.029						
10/30/2006	0.027	<0.001 (o)	0.028						
5/10/2007	0.024	0.017	0.025						
11/17/2007	0.026	0.015	0.026						
5/2/2008			0.026						
5/3/2008	0.022	0.017							
10/22/2008	0.027	0.11	0.033						
5/5/2009				0.042					
5/6/2009	0.023				0.065				
5/7/2009		0.13				0.068			
5/12/2009							0.055	0.048	
5/13/2009									
5/14/2009			0.035						0.039
12/1/2009	0.033		0.031						
12/3/2009					0.062	0.044			0.036
12/4/2009		0.019		0.051			0.036	0.055	
12/5/2009									
5/25/2010	0.03				0.038 (o)	0.049	0.033	0.063	
5/26/2010			0.025						0.036
6/1/2010		0.027		0.055					
6/2/2010									
11/9/2010	0.033				0.059			0.11	0.038
11/10/2010		0.025	0.027	0.041		0.052	0.038		
5/18/2011									0.032
5/19/2011							0.028		
5/24/2011	0.027				0.054			0.11	
5/25/2011		0.015	0.022	0.035		0.045			
11/9/2011				0.035					
11/10/2011	0.032				0.063	0.11			
11/11/2011			0.027						0.036
11/12/2011		0.021					0.092 (o)	0.086	
5/17/2012			0.0265				0.0427		0.0353
5/18/2012	0.0311				0.0646				
5/30/2012						0.0831		0.0586	
5/31/2012		0.0222		0.0372					
11/9/2012	0.034		0.028		0.081	0.13		0.4 (o)	0.038

Prediction Limit

Constituent: Barium (mg/L) Analysis Run 3/7/2024 10:35 AM View: Appendix I

Plant Arkwright Data: Arkwright No 3

	ARGWA-5 (bg)	ARGWA-3 (bg)	ARGWC-7	ARGWC-15	ARGWA-12 (bg)	ARGWA-13 (bg)	ARGWC-18	ARGWC-17	ARGWC-8
11/10/2012				0.044			0.038		
11/11/2012		0.022							
5/7/2013							0.03		0.037
5/8/2013	0.026		0.026		0.066			0.054	
5/9/2013						0.059			
5/13/2013		0.019		0.2 (o)					
11/5/2013			0.027				0.087 (o)		0.037
11/6/2013	0.028				0.074			0.043	
11/11/2013						0.12			
11/12/2013		0.025		0.035					
5/20/2014	0.027				0.057			0.051	
5/21/2014			0.028			0.073			0.037
5/28/2014				0.038			0.032		
5/29/2014		0.024							
11/17/2014	0.029		0.031					0.049	
11/18/2014					0.069	0.072			0.038
11/19/2014							0.058		
11/20/2014				0.037					
4/7/2015	0.024		0.029			0.06		0.043	0.045
4/14/2015		0.022		0.035	0.067				
4/15/2015							0.039		
10/28/2015	0.028		0.032			0.057		0.047	0.042
10/29/2015					0.069		0.04		
11/3/2015		0.022		0.038					
11/4/2015									
6/23/2016	0.025	0.019	0.031	0.028	0.063	0.036			0.039
6/24/2016							0.034	0.044	
8/30/2016	0.026				0.062				
8/31/2016		0.018	0.03			0.041			0.037
9/1/2016							0.033	0.046	
9/2/2016				0.074					
10/24/2016					0.0674				
10/25/2016	0.0293	0.016	0.0317			0.0429		0.0436	
10/26/2016				0.0408			0.0339		0.0423
1/23/2017					0.069				
1/24/2017	0.028	0.017				0.025			
1/26/2017			0.035	0.038				0.051	0.046
1/27/2017							0.037		
4/11/2017	0.024	0.016			0.064	0.024		0.043	
4/12/2017			0.034	0.03			0.032		0.041
6/20/2017	0.027	0.02							
6/21/2017				0.028	0.074	0.034	0.036	0.043	0.049
6/22/2017			0.038						
10/25/2017	0.03	0.019	0.038		0.07	0.03	0.041		
10/26/2017				0.029				0.038	0.046
4/9/2018						0.023			
4/10/2018	0.028	0.019	0.038	0.032	0.073			0.046	
4/11/2018							0.04		0.048
10/16/2018	0.027	0.018			0.069	0.028			
10/17/2018			0.038	0.028			0.039	0.043	0.045
3/26/2019						0.029			
3/27/2019	0.024	0.019		0.032	0.063		0.033		

Prediction Limit

Constituent: Barium (mg/L) Analysis Run 3/7/2024 10:35 AM View: Appendix I

Plant Arkwright Data: Arkwright No 3

	ARGWA-5 (bg)	ARGWA-3 (bg)	ARGWC-7	ARGWC-15	ARGWA-12 (bg)	ARGWA-13 (bg)	ARGWC-18	ARGWC-17	ARGWC-8
3/28/2019			0.038					0.045	0.045
8/19/2019						0.035			
8/20/2019	0.029	0.02			0.075				
8/21/2019			0.041	0.033			0.036	0.05	0.052
10/7/2019									
10/8/2019	0.03	0.02		0.031	0.078	0.042			
10/9/2019			0.046				0.039	0.049	0.049
4/6/2020									
4/7/2020	0.02	0.018			0.066	0.021			
4/8/2020			0.039	0.03				0.045	
4/9/2020							0.041		0.045
8/18/2020	0.031	0.021	0.044		0.079	0.025		0.062	
8/19/2020				0.028					
8/20/2020							0.041		0.053
9/29/2020	0.03	0.019	0.042	0.03	0.079	0.024		0.056	
9/30/2020							0.041		
10/1/2020									0.052
12/1/2020									
2/9/2021	0.028	0.017		0.029	0.076	0.022		0.051	
2/10/2021			0.041				0.038		0.049
2/11/2021									
9/7/2021					0.073	0.031			
9/8/2021	0.033	0.018		0.043				0.058	
9/9/2021							0.046		0.051
9/10/2021			0.045						
2/1/2022	0.033	0.018			0.079	0.018			
2/2/2022								0.062	0.059
2/3/2022			0.051	0.03			0.043		
8/30/2022	0.0446				0.085				
8/31/2022		0.0181	0.0505	0.0325		0.0262			0.0571
9/2/2022							0.0369	0.0727	
2/2/2023			0.0518		0.087		0.0387		0.0554
2/3/2023	0.0484	0.0177		0.0287		0.0166		0.0572	
2/7/2023									
8/9/2023		0.0191			0.1	0.0299		0.0861	
8/10/2023	0.0638		0.054	0.037			0.0415		0.0603
1/24/2024	0.0621	0.0178							
1/25/2024			0.0563	0.0325	0.0833	0.0221	0.0404	0.0519	0.0641

Prediction Limit

Constituent: Barium (mg/L) Analysis Run 3/7/2024 10:35 AM View: Appendix I

Plant Arkwright Data: Arkwright No 3

	ARGWC-10	ARGWC-9	ARGWC-16	ARGWA-14 (bg)	ARGWA-24 (bg)
12/16/1997					
6/30/1998					
12/2/1998					
6/8/1999					
12/7/1999					
6/15/2000					
12/12/2000					
12/5/2001					
6/26/2002					
12/3/2002					
6/11/2003					
12/10/2003					
6/15/2004					
12/14/2004					
6/2/2005					
12/14/2005					
4/5/2006					
10/30/2006					
5/10/2007					
11/17/2007					
5/2/2008					
5/3/2008					
10/22/2008					
5/5/2009					
5/6/2009					
5/7/2009					
5/12/2009			0.16 (o)		
5/13/2009	0.15 (o)	0.14 (o)			
5/14/2009					
12/1/2009					
12/3/2009	0.03	0.032			
12/4/2009					
12/5/2009			0.062		
5/25/2010					
5/26/2010	0.029	0.031	0.065		
6/1/2010					
6/2/2010				0.046	
11/9/2010	0.029	0.03	0.065		
11/10/2010				0.057	
5/18/2011					
5/19/2011	0.027	0.028		0.048	
5/24/2011			0.062		
5/25/2011					
11/9/2011				0.045	
11/10/2011					
11/11/2011	0.031	0.032			
11/12/2011			0.067		
5/17/2012	0.0299	0.0319			
5/18/2012					
5/30/2012			0.0767	0.0519	
5/31/2012					
11/9/2012	0.03	0.036	0.093		

Prediction Limit

Constituent: Barium (mg/L) Analysis Run 3/7/2024 10:35 AM View: Appendix I

Plant Arkwright Data: Arkwright No 3

	ARGWC-10	ARGWC-9	ARGWC-16	ARGWA-14 (bg)	ARGWA-24 (bg)
11/10/2012					
11/11/2012				0.051	
5/7/2013	0.028	0.035			
5/8/2013					
5/9/2013				0.056	
5/13/2013			0.093		
11/5/2013					
11/6/2013	0.033	0.043	0.068		
11/11/2013				0.041	
11/12/2013					
5/20/2014	0.029				
5/21/2014		0.042	0.072		
5/28/2014					
5/29/2014				0.051	
11/17/2014			0.05		
11/18/2014	0.029	0.044			
11/19/2014				0.051	
11/20/2014					
4/7/2015	0.028	0.043	0.055		
4/14/2015				0.043	
4/15/2015					
10/28/2015	0.029	0.045	0.054		
10/29/2015					
11/3/2015					
11/4/2015				0.042	
6/23/2016	0.028	0.043		0.084	
6/24/2016			0.056		
8/30/2016					
8/31/2016		0.042		0.076	
9/1/2016	0.027		0.051		
9/2/2016					
10/24/2016					
10/25/2016	0.0296	0.0455	0.0637	0.039	
10/26/2016					
1/23/2017				0.044	
1/24/2017					
1/26/2017		0.048	0.055		
1/27/2017	0.035				
4/11/2017			0.055	0.038	
4/12/2017	0.031	0.045			
6/20/2017				0.057	
6/21/2017			0.054		
6/22/2017	0.035	0.055			
10/25/2017		0.049		0.05	
10/26/2017	0.032		0.046		
4/9/2018				0.049	
4/10/2018			0.056		
4/11/2018	0.034	0.052			
10/16/2018			0.039	0.06	
10/17/2018	0.031	0.046			
3/26/2019					
3/27/2019				0.054	

Prediction Limit

Constituent: Barium (mg/L) Analysis Run 3/7/2024 10:35 AM View: Appendix I

Plant Arkwright Data: Arkwright No 3

	ARGWC-10	ARGWC-9	ARGWC-16	ARGWA-14 (bg)	ARGWA-24 (bg)
3/28/2019	0.031	0.047	0.054		
8/19/2019					
8/20/2019			0.046		
8/21/2019	0.035	0.045		0.031	
10/7/2019				0.033	
10/8/2019					
10/9/2019	0.031	0.041	0.057		
4/6/2020				0.051	
4/7/2020					
4/8/2020	0.031		0.042		
4/9/2020		0.044			
8/18/2020					
8/19/2020	0.034	0.046	0.045	0.041	
8/20/2020					
9/29/2020			0.042	0.062	
9/30/2020					
10/1/2020	0.032	0.045			
12/1/2020					0.038
2/9/2021	0.031		0.044		0.036
2/10/2021		0.038			
2/11/2021				0.066	
9/7/2021					
9/8/2021			0.035	0.037	0.039
9/9/2021		0.038			
9/10/2021	0.031				
2/1/2022					0.04
2/2/2022	0.034	0.04		0.062	
2/3/2022			0.047		
8/30/2022					
8/31/2022	0.0345	0.0391	0.0383	0.074	0.0412
9/2/2022					
2/2/2023	0.034	0.0391	0.0468		0.0392
2/3/2023					
2/7/2023				0.0376	
8/9/2023	0.0363				0.039
8/10/2023		0.0401	0.0381	0.0465	
1/24/2024				0.093	0.0369
1/25/2024	0.0373	0.0414	0.0476		

Prediction Limit

Constituent: Cadmium (mg/L) Analysis Run 3/7/2024 10:35 AM View: Appendix I

Plant Arkwright Data: Arkwright No 3

	ARGWA-5 (bg)	ARGWA-3 (bg)	ARGWC-15	ARGWA-12 (bg)	ARGWA-13 (bg)	ARGWC-17	ARGWC-16	ARGWA-14 (bg)	ARGWA-24 (bg)
12/16/1997	<0.001	0.103 (o)							
6/30/1998	<0.001	0.007 (o)							
12/2/1998	<0.001	0.007 (o)							
6/8/1999	<0.001	<0.001							
12/7/1999	<0.001	<0.001							
6/15/2000	<0.001	<0.001							
12/12/2000	<0.001	<0.001							
12/5/2001	<0.001	0.002							
6/26/2002	<0.001	0.003							
12/3/2002	<0.001	<0.001							
6/11/2003	<0.001	0.0043							
12/10/2003	<0.001	<0.001							
6/15/2004	<0.001	<0.001							
12/14/2004	0.0012	<0.001							
6/2/2005	<0.001	<0.001							
12/14/2005	<0.001	<0.001							
4/5/2006	<0.001	<0.001							
10/30/2006	<0.001	<0.001							
5/10/2007	<0.001	<0.001							
11/17/2007	<0.001	<0.001							
5/3/2008	<0.001	0.00033							
10/22/2008	<0.001	<0.001							
5/5/2009			<0.001						
5/6/2009	<0.001			<0.001					
5/7/2009		<0.001			<0.001				
5/12/2009						<0.001	<0.001		
12/1/2009	<0.001								
12/3/2009				<0.001	<0.001				
12/4/2009		<0.001	<0.001			<0.001			
12/5/2009							<0.001		
5/25/2010	<0.001			<0.001	<0.001	<0.001			
5/26/2010							<0.001		
6/1/2010		<0.001	<0.001						
6/2/2010								<0.001	
11/9/2010	<0.001			<0.001		<0.001	<0.001		
11/10/2010		<0.001	<0.001		<0.001			<0.001	
5/19/2011								<0.001	
5/24/2011	<0.001			<0.001		<0.001	<0.001		
5/25/2011		<0.001	<0.001		<0.001				
11/9/2011			<0.001					<0.001	
11/10/2011	<0.001			<0.001	<0.001				
11/12/2011		<0.001				<0.001	<0.001		
5/18/2012	<0.001			<0.001					
5/30/2012					<0.001	<0.001	<0.001	<0.001	
5/31/2012		<0.001	<0.001						
11/9/2012	<0.001			<0.001	<0.001	0.0015	<0.001		
11/10/2012			<0.001						
11/11/2012		<0.001						<0.001	
5/8/2013	<0.001			<0.001		<0.001			
5/9/2013					<0.001			<0.001	
5/13/2013		<0.001	<0.001				<0.001		
11/6/2013	<0.001			<0.001		<0.001	<0.001		

ND substitution: RL or RL/2 if <15% NDs.

Prediction Limit

Constituent: Cadmium (mg/L) Analysis Run 3/7/2024 10:35 AM View: Appendix I

Plant Arkwright Data: Arkwright No 3

	ARGWA-5 (bg)	ARGWA-3 (bg)	ARGWC-15	ARGWA-12 (bg)	ARGWA-13 (bg)	ARGWC-17	ARGWC-16	ARGWA-14 (bg)	ARGWA-24 (bg)
11/11/2013					<0.001			<0.001	
11/12/2013		<0.001	<0.001						
5/20/2014	<0.001			<0.001		<0.001			
5/21/2014					<0.001		<0.001		
5/28/2014			0						
5/29/2014		<0.001						<0.001	
11/17/2014	<0.001					<0.001	<0.001		
11/18/2014				<0.001	<0.001				
11/19/2014								<0.001	
11/20/2014			<0.001						
4/7/2015	<0.001				<0.001	<0.001	<0.001		
4/14/2015		<0.001	<0.001	0.00026				<0.001	
10/28/2015	<0.001				<0.001	<0.001	<0.001		
10/29/2015				<0.001					
11/3/2015		<0.001	<0.001						
11/4/2015								<0.001	
6/23/2016	<0.001	<0.001	<0.001	<0.001	<0.001			<0.001	
6/24/2016						<0.001	<0.001		
8/30/2016	<0.001			<0.001					
8/31/2016		<0.001			<0.001			0.00039 (J)	
9/1/2016						<0.001	<0.001		
9/2/2016			<0.001						
10/24/2016				<0.001					
10/25/2016	<0.001	<0.001			<0.001	0.0001 (J)	0.0001 (J)	<0.001	
10/26/2016			<0.001						
1/23/2017				<0.001				<0.001	
1/24/2017	<0.001	<0.001			<0.001				
1/26/2017			<0.001			<0.001	<0.001		
4/11/2017	<0.001	<0.001		<0.001	<0.001	<0.001	<0.001	<0.001	
4/12/2017			<0.001						
6/20/2017	<0.001	<0.001						<0.001	
6/21/2017			<0.001	<0.001	<0.001	<0.001	<0.001		
10/25/2017	<0.001	<0.001		<0.001	<0.001			<0.001	
10/26/2017			<0.001			<0.001	<0.001		
4/9/2018					<0.001			0.00052 (J)	
4/10/2018	<0.001	<0.001	<0.001	<0.001		<0.001	<0.001		
10/16/2018	<0.001	<0.001		<0.001	<0.001		<0.001	0.00071 (J)	
10/17/2018			<0.001			<0.001			
3/26/2019					<0.001				
3/27/2019	<0.001	<0.001	<0.001	<0.001				<0.001	
3/28/2019						<0.001	<0.001		
8/19/2019					<0.001				
8/20/2019	<0.001	0.00014 (J)		<0.001			<0.001		
8/21/2019			<0.001			0.00013 (J)		0.00015 (J)	
10/7/2019								<0.001	
10/8/2019	<0.001	<0.001	<0.001	<0.001	<0.001				
10/9/2019						0.00018 (J)	<0.001		
4/6/2020								<0.001	
4/7/2020	<0.001	<0.001		<0.001	<0.001				
4/8/2020			<0.001			<0.001	<0.001		
8/18/2020	<0.001	<0.001		<0.001	<0.001	<0.001			
8/19/2020			<0.001				<0.001	<0.001	

Prediction Limit

Constituent: Cadmium (mg/L) Analysis Run 3/7/2024 10:35 AM View: Appendix I

Plant Arkwright Data: Arkwright No 3

	ARGWA-5 (bg)	ARGWA-3 (bg)	ARGWC-15	ARGWA-12 (bg)	ARGWA-13 (bg)	ARGWC-17	ARGWC-16	ARGWA-14 (bg)	ARGWA-24 (bg)
12/1/2020									<0.001
2/9/2021	<0.001	<0.001	<0.001	<0.001	<0.001	<0.001	<0.001		<0.001
2/11/2021								<0.001	
9/7/2021				<0.001	<0.001				
9/8/2021	<0.001	<0.001	<0.001			<0.001	<0.001	<0.001	<0.001
2/1/2022	<0.001	<0.001		<0.001	<0.001				<0.001
2/2/2022						0.0003 (J)		<0.001	
2/3/2022			<0.001				<0.001		
8/30/2022	<0.001			<0.001					
8/31/2022		<0.001	<0.001		<0.001		<0.001	<0.001	<0.001
9/2/2022						<0.001			
2/2/2023				<0.001			<0.001		<0.001
2/3/2023	<0.001	<0.001	<0.001		<0.001	<0.001			
2/7/2023								<0.001	
8/9/2023		<0.001		<0.001	<0.001	0.000445 (J)			<0.001
8/10/2023	<0.001		<0.001				<0.001	<0.001	
1/24/2024	<0.001	<0.001						<0.001	<0.001
1/25/2024			<0.001	<0.001	<0.001	<0.001	<0.001		

ND substitution: RL or RL/2 if <15% NDs.

Prediction Limit

Constituent: Lead (mg/L) Analysis Run 3/7/2024 10:35 AM View: Appendix I

Plant Arkwright Data: Arkwright No 3

	ARGWA-5 (bg)	ARGWA-3 (bg)	ARGWC-7	ARGWC-15	ARGWA-12 (bg)	ARGWA-13 (bg)	ARGWC-18	ARGWC-16	ARGWC-17
12/16/1997	<0.002	0.162 (o)							
6/30/1998	<0.002	0.013							
12/2/1998	0.002	0.01							
6/8/1999	<0.002	0.004							
12/7/1999	<0.002	0.004							
6/15/2000	<0.002	0.004							
12/12/2000	<0.002	0.00378							
12/5/2001	<0.002	0.003							
6/26/2002	0.00539	0.00815							
12/3/2002	<0.002	0.008							
6/11/2003	<0.002	<0.002							
12/10/2003	<0.002	<0.002							
6/15/2004	<0.002	<0.002							
12/14/2004	0.013 (o)	<0.002							
6/2/2005	<0.002	<0.002							
12/14/2005	<0.002	<0.002	<0.002						
4/5/2006	<0.002	<0.002	<0.002						
10/30/2006	<0.002	<0.002	<0.002						
5/10/2007	<0.002	<0.002	0.0032						
11/17/2007	<0.002	<0.002	<0.002						
5/2/2008			0.008 (o)						
5/3/2008	<0.002	<0.002							
10/22/2008	<0.002	<0.002	<0.002						
5/5/2009				<0.002					
5/6/2009	<0.002				<0.002				
5/7/2009		<0.002				<0.002			
5/12/2009							<0.002	<0.002	<0.002
5/13/2009									
5/14/2009			0.00083						
12/1/2009	<0.002		<0.002						
12/3/2009					<0.002	<0.002			
12/4/2009		<0.002		<0.002			<0.002		<0.002
12/5/2009								<0.002	
5/25/2010	<0.002				<0.002	<0.002	<0.002		<0.002
5/26/2010			<0.002					<0.002	
6/1/2010		<0.002		<0.002					
6/2/2010									
11/9/2010	<0.002				<0.002			<0.002	<0.002
11/10/2010		<0.002	<0.002	<0.002		<0.002	<0.002		
5/18/2011									
5/19/2011							<0.002		
5/24/2011	<0.002				<0.002			<0.002	<0.002
5/25/2011		<0.002	<0.002	<0.002		<0.002			
11/9/2011				<0.002					
11/10/2011	<0.002				<0.002	<0.002			
11/11/2011			<0.002						
11/12/2011		<0.002					<0.002	<0.002	<0.002
5/17/2012			<0.002				<0.002		
5/18/2012	<0.002				<0.002				
5/30/2012						<0.002		<0.002	<0.002
5/31/2012		0.0005 (J)		0.0008 (J)					
11/9/2012	<0.002		<0.002		<0.002	<0.002		<0.002	<0.002

ND substitution: RL or RL/2 if <15% NDs.

Prediction Limit

Constituent: Lead (mg/L) Analysis Run 3/7/2024 10:35 AM View: Appendix I

Plant Arkwright Data: Arkwright No 3

	ARGWA-5 (bg)	ARGWA-3 (bg)	ARGWC-7	ARGWC-15	ARGWA-12 (bg)	ARGWA-13 (bg)	ARGWC-18	ARGWC-16	ARGWC-17
11/10/2012				<0.002			<0.002		
11/11/2012		<0.002							
5/7/2013							<0.002		
5/8/2013	<0.002		<0.002		<0.002				<0.002
5/9/2013						<0.002			
5/13/2013		<0.002		0.025 (o)				<0.002	
11/5/2013			<0.002				<0.002		
11/6/2013	<0.002				<0.002			<0.002	<0.002
11/11/2013						<0.002			
11/12/2013		<0.002		<0.002					
5/20/2014	<0.002				<0.002				<0.002
5/21/2014			<0.002			<0.002		<0.002	
5/28/2014				<0.002			<0.002		
5/29/2014		<0.002							
11/17/2014	<0.002		<0.002					<0.002	<0.002
11/18/2014					<0.002	<0.002			
11/19/2014							<0.002		
11/20/2014				<0.002					
4/7/2015	<0.002		<0.002			<0.002		<0.002	<0.002
4/14/2015		<0.002		<0.002	<0.002				
4/15/2015							<0.002		
10/28/2015	<0.002		<0.002			<0.002		<0.002	<0.002
10/29/2015					<0.002		<0.002		
11/3/2015		<0.002		<0.002					
11/4/2015									
6/23/2016	<0.002	<0.002	<0.002	<0.002	<0.002	<0.002			
6/24/2016							<0.002	<0.002	<0.002
8/30/2016	<0.002				<0.002				
8/31/2016		<0.002	<0.002			<0.002			
9/1/2016							<0.002	<0.002	<0.002
9/2/2016				0.0056					
10/24/2016					0.0002 (J)				
10/25/2016	<0.002	<0.002	<0.002			<0.002		<0.002	<0.002
10/26/2016				0.0003 (J)			0.0002 (J)		
1/23/2017					<0.002				
1/24/2017	<0.002	<0.002				<0.002			
1/26/2017			<0.002	<0.002				<0.002	<0.002
1/27/2017							<0.002		
4/11/2017	<0.002	<0.002			<0.002	<0.002		<0.002	<0.002
4/12/2017			<0.002	<0.002			<0.002		
6/20/2017	<0.002	<0.002							
6/21/2017				<0.002	<0.002	<0.002	<0.002	<0.002	<0.002
6/22/2017			<0.002						
10/25/2017	<0.002	<0.002	<0.002		<0.002	<0.002	<0.002		
10/26/2017				<0.002				<0.002	<0.002
4/9/2018						<0.002			
4/10/2018	<0.002	<0.002	<0.002	<0.002	<0.002			<0.002	<0.002
4/11/2018							<0.002		
10/16/2018	<0.002	<0.002			<0.002	<0.002		<0.002	
10/17/2018			<0.002	0.0016			<0.002		<0.002
3/26/2019						<0.002			
3/27/2019	<0.002	<0.002		<0.002	<0.002		<0.002		

ND substitution: RL or RL/2 if <15% NDs.

Prediction Limit

Constituent: Lead (mg/L) Analysis Run 3/7/2024 10:35 AM View: Appendix I

Plant Arkwright Data: Arkwright No 3

	ARGWA-5 (bg)	ARGWA-3 (bg)	ARGWC-7	ARGWC-15	ARGWA-12 (bg)	ARGWA-13 (bg)	ARGWC-18	ARGWC-16	ARGWC-17
3/28/2019			<0.002					<0.002	<0.002
8/19/2019						<0.002			
8/20/2019	0.00014 (J)	0.00014 (J)			<0.002			<0.002	
8/21/2019			<0.002	<0.002			<0.002		<0.002
10/7/2019									
10/8/2019	0.00016 (J)	0.001		<0.002	<0.002	0.00013 (J)			
10/9/2019			<0.002				<0.002	<0.002	<0.002
4/6/2020									
4/7/2020	<0.002	<0.002			<0.002	<0.002			
4/8/2020			<0.002	<0.002				<0.002	<0.002
4/9/2020							<0.002		
8/18/2020	0.00013 (J)	0.00019 (J)	<0.002		<0.002	<0.002			<0.002
8/19/2020				<0.002				<0.002	
8/20/2020							0.00028 (J)		
9/29/2020	<0.002	<0.002	<0.002	<0.002	<0.002	<0.002		<0.002	<0.002
9/30/2020							0.0002 (J)		
10/1/2020									
12/1/2020									
2/9/2021	<0.002	<0.002		<0.002	<0.002	<0.002		<0.002	<0.002
2/10/2021			<0.002				<0.002		
2/11/2021									
9/7/2021					<0.002	<0.002			
9/8/2021	<0.002	<0.002		0.0016				<0.002	0.00022 (J)
9/9/2021							0.00031 (J)		
9/10/2021			<0.002						
2/1/2022	<0.002	<0.002			<0.002	<0.002			
2/2/2022									<0.002
2/3/2022			<0.002	<0.002			<0.002	0.00021 (J)	
8/30/2022	<0.002				<0.002				
8/31/2022		<0.002	<0.002	<0.002		<0.002		<0.002	
9/2/2022							<0.002		<0.002
2/2/2023			<0.002		<0.002		<0.002	<0.002	
2/3/2023	<0.002	<0.002		<0.002		<0.002			<0.002
2/7/2023									
8/9/2023		<0.002			<0.002	<0.002			<0.002
8/10/2023	<0.002		<0.002	0.000841 (J)			<0.002	<0.002	
1/24/2024	<0.002	<0.002							
1/25/2024			<0.002	<0.002	<0.002	<0.002	<0.002	<0.002	<0.002

ND substitution: RL or RL/2 if <15% NDs.

Prediction Limit

Constituent: Lead (mg/L) Analysis Run 3/7/2024 10:35 AM View: Appendix I

Plant Arkwright Data: Arkwright No 3

	ARGWC-10	ARGWC-9	ARGWC-8	ARGWA-14 (bg)	ARGWA-24 (bg)
12/16/1997					
6/30/1998					
12/2/1998					
6/8/1999					
12/7/1999					
6/15/2000					
12/12/2000					
12/5/2001					
6/26/2002					
12/3/2002					
6/11/2003					
12/10/2003					
6/15/2004					
12/14/2004					
6/2/2005					
12/14/2005					
4/5/2006					
10/30/2006					
5/10/2007					
11/17/2007					
5/2/2008					
5/3/2008					
10/22/2008					
5/5/2009					
5/6/2009					
5/7/2009					
5/12/2009					
5/13/2009	<0.002	<0.002			
5/14/2009			<0.002		
12/1/2009					
12/3/2009	<0.002	<0.002	<0.002		
12/4/2009					
12/5/2009					
5/25/2010					
5/26/2010	<0.002	<0.002	<0.002		
6/1/2010					
6/2/2010				<0.002	
11/9/2010	<0.002	<0.002	<0.002		
11/10/2010				<0.002	
5/18/2011			<0.002		
5/19/2011	<0.002	<0.002		<0.002	
5/24/2011					
5/25/2011					
11/9/2011				<0.002	
11/10/2011					
11/11/2011	<0.002	<0.002	<0.002		
11/12/2011					
5/17/2012	<0.002	<0.002	<0.002		
5/18/2012					
5/30/2012				<0.002	
5/31/2012					
11/9/2012	<0.002	<0.002	<0.002		

ND substitution: RL or RL/2 if <15% NDs.

Prediction Limit

Constituent: Lead (mg/L) Analysis Run 3/7/2024 10:35 AM View: Appendix I

Plant Arkwright Data: Arkwright No 3

	ARGWC-10	ARGWC-9	ARGWC-8	ARGWA-14 (bg)	ARGWA-24 (bg)
11/10/2012					
11/11/2012				<0.002	
5/7/2013	<0.002	<0.002	<0.002		
5/8/2013					
5/9/2013				<0.002	
5/13/2013					
11/5/2013			<0.002		
11/6/2013	<0.002	<0.002			
11/11/2013				<0.002	
11/12/2013					
5/20/2014	<0.002				
5/21/2014		<0.002	<0.002		
5/28/2014					
5/29/2014				<0.002	
11/17/2014					
11/18/2014	<0.002	<0.002	<0.002		
11/19/2014				<0.002	
11/20/2014					
4/7/2015	<0.002	<0.002	<0.002		
4/14/2015				<0.002	
4/15/2015					
10/28/2015	<0.002	<0.002	<0.002		
10/29/2015					
11/3/2015					
11/4/2015				<0.002	
6/23/2016	<0.002	<0.002	<0.002	<0.002	
6/24/2016					
8/30/2016					
8/31/2016		<0.002	<0.002	<0.002	
9/1/2016	<0.002				
9/2/2016					
10/24/2016					
10/25/2016	<0.002	<0.002		<0.002	
10/26/2016			<0.002		
1/23/2017				0.0013	
1/24/2017					
1/26/2017		<0.002	<0.002		
1/27/2017	<0.002				
4/11/2017				<0.002	
4/12/2017	<0.002	<0.002	<0.002		
6/20/2017				<0.002	
6/21/2017			<0.002		
6/22/2017	<0.002	<0.002			
10/25/2017		<0.002		<0.002	
10/26/2017	<0.002		<0.002		
4/9/2018				<0.002	
4/10/2018					
4/11/2018	<0.002	<0.002	<0.002		
10/16/2018				<0.002	
10/17/2018	<0.002	<0.002	<0.002		
3/26/2019					
3/27/2019				<0.002	

ND substitution: RL or RL/2 if <15% NDs.

Prediction Limit

Constituent: Lead (mg/L) Analysis Run 3/7/2024 10:35 AM View: Appendix I

Plant Arkwright Data: Arkwright No 3

	ARGWC-10	ARGWC-9	ARGWC-8	ARGWA-14 (bg)	ARGWA-24 (bg)
3/28/2019	<0.002	<0.002	<0.002		
8/19/2019					
8/20/2019					
8/21/2019	<0.002	<0.002	<0.002	0.00019 (J)	
10/7/2019				<0.002	
10/8/2019					
10/9/2019	<0.002	0.00016 (J)	0.00019 (J)		
4/6/2020				<0.002	
4/7/2020					
4/8/2020	0.031				
4/9/2020		<0.002	<0.002		
8/18/2020					
8/19/2020	0.00013 (J)	<0.002		<0.002	
8/20/2020			<0.002		
9/29/2020				<0.002	
9/30/2020					
10/1/2020	<0.002	<0.002	<0.002		
12/1/2020					<0.002
2/9/2021	<0.002				<0.002
2/10/2021		<0.002	<0.002		
2/11/2021				<0.002	
9/7/2021					
9/8/2021				<0.002	<0.002
9/9/2021		<0.002	<0.002		
9/10/2021	<0.002				
2/1/2022					<0.002
2/2/2022	<0.002	<0.002	0.00024 (J)	<0.002	
2/3/2022					
8/30/2022					
8/31/2022	<0.002	<0.002	<0.002	<0.002	<0.002
9/2/2022					
2/2/2023	<0.002	<0.002	<0.002		<0.002
2/3/2023					
2/7/2023				<0.002	
8/9/2023	<0.002				<0.002
8/10/2023		<0.002	<0.002	<0.002	
1/24/2024				<0.002	<0.002
1/25/2024	<0.002	<0.002	<0.002		

ND substitution: RL or RL/2 if <15% NDs.

Prediction Limit

Constituent: Selenium (mg/L) Analysis Run 3/7/2024 10:35 AM View: Appendix I

Plant Arkwright Data: Arkwright No 3

	ARGWA-3 (bg)	ARGWA-5 (bg)	ARGWC-7	ARGWC-15	ARGWA-12 (bg)	ARGWA-13 (bg)	ARGWC-16	ARGWC-17	ARGWC-18
12/16/1997	<0.005	<0.005							
6/30/1998	<0.005	<0.005							
12/2/1998	<0.005	<0.005							
6/8/1999	<0.005	<0.005							
12/7/1999	<0.005	<0.005							
6/15/2000	<0.005	<0.005							
12/12/2000	<0.005	<0.005							
12/5/2001	<0.005	<0.005							
6/26/2002	<0.005	<0.005							
12/3/2002	<0.005	<0.005							
6/11/2003	<0.005	<0.005							
12/10/2003	<0.005	<0.005							
6/15/2004	<0.005	<0.005							
12/14/2004	<0.005	<0.005							
6/2/2005	<0.005	<0.005							
12/14/2005	<0.005	<0.005	<0.005						
4/5/2006	<0.005	<0.005	<0.005						
10/30/2006	<0.005	<0.005	<0.005						
5/10/2007	<0.005	<0.005	<0.005						
11/17/2007	<0.005	<0.005	<0.005						
5/2/2008			<0.005						
5/3/2008	<0.005	<0.005							
10/22/2008	<0.005	<0.005	<0.005						
5/5/2009				0.0041					
5/6/2009		0.0047			0.0054				
5/7/2009	0.0049					0.0059			
5/12/2009							0.0062	0.0059	0.0039
5/13/2009									
5/14/2009			0.0046						
12/1/2009		0.0046	0.0019						
12/3/2009					0.006	0.0057			
12/4/2009	<0.005			<0.005				<0.005	<0.005
12/5/2009							<0.005		
5/25/2010		<0.005			<0.005	<0.005		<0.005	<0.005
5/26/2010			<0.005				<0.005		
6/1/2010	<0.005			<0.005					
6/2/2010									
11/9/2010		<0.005			<0.005		<0.005	<0.005	
11/10/2010	<0.005		<0.005	<0.005		<0.005			<0.005
5/18/2011									
5/19/2011									<0.005
5/24/2011		<0.005			<0.005		<0.005	<0.005	
5/25/2011	<0.005		<0.005	<0.005		<0.005			
11/9/2011				<0.005					
11/10/2011		<0.005			<0.005	<0.005			
11/11/2011			<0.005						
11/12/2011	<0.005						<0.005	<0.005	<0.005
5/17/2012			<0.005						0.0006 (J)
5/18/2012		<0.005			<0.005				
5/30/2012						<0.005	0.0016 (J)	<0.005	
5/31/2012	<0.005			<0.005					
11/9/2012		<0.005	<0.005		<0.005	<0.005	<0.005	<0.005	

ND substitution: RL or RL/2 if <15% NDs.

Prediction Limit

Constituent: Selenium (mg/L) Analysis Run 3/7/2024 10:35 AM View: Appendix I

Plant Arkwright Data: Arkwright No 3

	ARGWA-3 (bg)	ARGWA-5 (bg)	ARGWC-7	ARGWC-15	ARGWA-12 (bg)	ARGWA-13 (bg)	ARGWC-16	ARGWC-17	ARGWC-18
11/10/2012				<0.005					<0.005
11/11/2012	<0.005								
5/7/2013									<0.005
5/8/2013		<0.005	<0.005		<0.005			<0.005	
5/9/2013						<0.005			
5/13/2013	<0.005			<0.005			<0.005		
11/5/2013			<0.005						<0.005
11/6/2013		<0.005			<0.005		<0.005	<0.005	
11/11/2013						<0.005			
11/12/2013	<0.005			<0.005					
5/20/2014		<0.005			<0.005			<0.005	
5/21/2014			<0.005			<0.005	<0.005		
5/28/2014				<0.005					<0.005
5/29/2014	<0.005								
11/17/2014		<0.005	<0.005				<0.005	<0.005	
11/18/2014					<0.005	0.0083			
11/19/2014									<0.005
11/20/2014				<0.005					
4/7/2015		<0.005	<0.005			<0.005	<0.005	<0.005	
4/14/2015	<0.005			<0.005	<0.005				
4/15/2015									<0.005
10/28/2015		<0.005	<0.005			0.023	<0.005	<0.005	
10/29/2015					<0.005				<0.005
11/3/2015	<0.005			<0.005					
11/4/2015									
6/23/2016	<0.005	<0.005	0.00029 (J)	<0.005	<0.005	0.0096			
6/24/2016							0.0014	<0.005	<0.005
8/30/2016		<0.005			<0.005				
8/31/2016	<0.005		<0.005			0.017			
9/1/2016							0.0014	<0.005	<0.005
9/2/2016				0.0005 (J)					
10/24/2016					<0.005				
10/25/2016	<0.005	<0.005	<0.005			0.0257	0.0015 (J)	<0.005	
10/26/2016				<0.005					<0.005
1/23/2017					<0.005				
1/24/2017	<0.005	<0.005				0.0097			
1/26/2017			<0.005	<0.005			0.00071 (J)	<0.005	
1/27/2017									<0.005
4/11/2017	<0.005	<0.005			<0.005	0.0079	0.0011 (J)	<0.005	
4/12/2017			<0.005	<0.005					<0.005
6/20/2017	<0.005	<0.005							
6/21/2017				<0.005	0.00025 (J)	0.019	0.00075 (J)	<0.005	<0.005
6/22/2017			<0.005						
10/25/2017	0.00032 (J)	0.00027 (J)	<0.005		0.00027 (J)	0.022			<0.005
10/26/2017				0.0004 (J)			0.0012 (J)	<0.005	
4/9/2018						0.0063			
4/10/2018	<0.005	<0.005	<0.005	0.00044 (J)	0.00033 (J)		0.0013	<0.005	
4/11/2018									<0.005
10/16/2018	<0.005	<0.005			<0.005	0.021	0.00072 (J)		
10/17/2018			<0.005	<0.005				<0.005	<0.005
3/26/2019						0.015			
3/27/2019	<0.005	<0.005		<0.005	<0.005				<0.005

ND substitution: RL or RL/2 if <15% NDs.

Prediction Limit

Constituent: Selenium (mg/L) Analysis Run 3/7/2024 10:35 AM View: Appendix I

Plant Arkwright Data: Arkwright No 3

	ARGWA-3 (bg)	ARGWA-5 (bg)	ARGWC-7	ARGWC-15	ARGWA-12 (bg)	ARGWA-13 (bg)	ARGWC-16	ARGWC-17	ARGWC-18
3/28/2019			<0.005				0.0017	<0.005	
8/19/2019						0.034			
8/20/2019	<0.005	<0.005			<0.005		<0.005		
8/21/2019			<0.005	<0.005				<0.005	<0.005
10/7/2019									
10/8/2019	<0.005	<0.005		<0.005	<0.005	0.03			
10/9/2019			<0.005				0.0018 (J)	<0.005	<0.005
4/6/2020									
4/7/2020	<0.005	<0.005			<0.005	0.0094			
4/8/2020			<0.005	<0.005			0.0022 (J)	<0.005	
4/9/2020									<0.005
8/18/2020	<0.005	<0.005	<0.005		<0.005	0.019		<0.005	
8/19/2020				<0.005			0.0029 (J)		
8/20/2020									<0.005
9/29/2020	<0.005	<0.005	<0.005	<0.005	<0.005	0.021	0.0025 (J)	<0.005	
9/30/2020									<0.005
10/1/2020									
12/1/2020									
2/9/2021	<0.005	<0.005		<0.005	<0.005	0.019	0.0019 (J)	<0.005	
2/10/2021			<0.005						<0.005
2/11/2021									
9/7/2021					<0.005	0.032			
9/8/2021	<0.005	<0.005		<0.005			0.0024 (J)	<0.005	
9/9/2021									<0.005
9/10/2021			0.0028 (J)						
2/1/2022	<0.005	<0.005			<0.005	0.013			
2/2/2022								0.00076 (J)	
2/3/2022			<0.005	<0.005			0.0032 (J)		<0.005
8/30/2022		<0.005			<0.005				
8/31/2022	<0.005		<0.005	<0.005		0.0259	0.00287 (J)		
9/2/2022								<0.005	<0.005
2/2/2023			<0.005		<0.005		0.00466 (J)		<0.005
2/3/2023	<0.005	<0.005		<0.005		0.00739		<0.005	
2/7/2023									
8/9/2023	<0.005				<0.005	0.0279		0.00231 (J)	
8/10/2023		<0.005	<0.005	<0.005			0.00421 (J)		<0.005
1/24/2024	<0.005	<0.005							
1/25/2024			<0.005	<0.005	<0.005	0.0173	0.00555	<0.005	<0.005

ND substitution: RL or RL/2 if <15% NDs.

Prediction Limit

Constituent: Selenium (mg/L) Analysis Run 3/7/2024 10:35 AM View: Appendix I

Plant Arkwright Data: Arkwright No 3

	ARGWC-9	ARGWC-10	ARGWC-8	ARGWA-14 (bg)	ARGWA-24 (bg)
12/16/1997					
6/30/1998					
12/2/1998					
6/8/1999					
12/7/1999					
6/15/2000					
12/12/2000					
12/5/2001					
6/26/2002					
12/3/2002					
6/11/2003					
12/10/2003					
6/15/2004					
12/14/2004					
6/2/2005					
12/14/2005					
4/5/2006					
10/30/2006					
5/10/2007					
11/17/2007					
5/2/2008					
5/3/2008					
10/22/2008					
5/5/2009					
5/6/2009					
5/7/2009					
5/12/2009					
5/13/2009	0.0049	0.005			
5/14/2009			0.0035		
12/1/2009					
12/3/2009	0.0045	0.0057	<0.005		
12/4/2009					
12/5/2009					
5/25/2010					
5/26/2010	<0.005	<0.005	<0.005		
6/1/2010					
6/2/2010				<0.005	
11/9/2010	<0.005	<0.005	<0.005		
11/10/2010				<0.005	
5/18/2011			<0.005		
5/19/2011	<0.005	<0.005		<0.005	
5/24/2011					
5/25/2011					
11/9/2011				<0.005	
11/10/2011					
11/11/2011	<0.005	<0.005	<0.005		
11/12/2011					
5/17/2012	<0.005	<0.005	<0.005		
5/18/2012					
5/30/2012				<0.005	
5/31/2012					
11/9/2012	<0.005	<0.005	<0.005		

ND substitution: RL or RL/2 if <15% NDs.

Prediction Limit

Constituent: Selenium (mg/L) Analysis Run 3/7/2024 10:35 AM View: Appendix I

Plant Arkwright Data: Arkwright No 3

	ARGWC-9	ARGWC-10	ARGWC-8	ARGWA-14 (bg)	ARGWA-24 (bg)
11/10/2012					
11/11/2012				<0.005	
5/7/2013	<0.005	<0.005	<0.005		
5/8/2013					
5/9/2013				<0.005	
5/13/2013					
11/5/2013			<0.005		
11/6/2013	<0.005	<0.005			
11/11/2013				<0.005	
11/12/2013					
5/20/2014		<0.005			
5/21/2014	<0.005		<0.005		
5/28/2014					
5/29/2014				<0.005	
11/17/2014					
11/18/2014	<0.005	<0.005	<0.005		
11/19/2014				<0.005	
11/20/2014					
4/7/2015	<0.005	<0.005	<0.005		
4/14/2015				<0.005	
4/15/2015					
10/28/2015	<0.005	<0.005	<0.005		
10/29/2015					
11/3/2015					
11/4/2015				<0.005	
6/23/2016	<0.005	<0.005	<0.005	<0.005	
6/24/2016					
8/30/2016					
8/31/2016	0.00024 (J)		<0.005	0.00077 (J)	
9/1/2016		<0.005			
9/2/2016					
10/24/2016					
10/25/2016	<0.005	<0.005		<0.005	
10/26/2016			<0.005		
1/23/2017				0.00037 (J)	
1/24/2017					
1/26/2017	<0.005		<0.005		
1/27/2017		<0.005			
4/11/2017				<0.005	
4/12/2017	<0.005	<0.005	<0.005		
6/20/2017				0.00044 (J)	
6/21/2017			<0.005		
6/22/2017	<0.005	<0.005			
10/25/2017	0.00029 (J)			0.00038 (J)	
10/26/2017		<0.005	<0.005		
4/9/2018				<0.005	
4/10/2018					
4/11/2018	<0.005	<0.005	<0.005		
10/16/2018				<0.005	
10/17/2018	<0.005	<0.005	<0.005		
3/26/2019					
3/27/2019				<0.005	

ND substitution: RL or RL/2 if <15% NDs.

Prediction Limit

Constituent: Selenium (mg/L) Analysis Run 3/7/2024 10:35 AM View: Appendix I

Plant Arkwright Data: Arkwright No 3

	ARGWC-9	ARGWC-10	ARGWC-8	ARGWA-14 (bg)	ARGWA-24 (bg)
3/28/2019	<0.005	<0.005	<0.005		
8/19/2019					
8/20/2019					
8/21/2019	<0.005	<0.005	<0.005	<0.005	
10/7/2019				<0.005	
10/8/2019					
10/9/2019	<0.005	<0.005	<0.005		
4/6/2020				<0.005	
4/7/2020					
4/8/2020		<0.005			
4/9/2020	<0.005		<0.005		
8/18/2020					
8/19/2020	<0.005	<0.005		<0.005	
8/20/2020			<0.005		
9/29/2020				<0.005	
9/30/2020					
10/1/2020	<0.005	<0.005	<0.005		
12/1/2020					<0.005
2/9/2021		<0.005			<0.005
2/10/2021	<0.005		<0.005		
2/11/2021				<0.005	
9/7/2021					
9/8/2021				<0.005	<0.005
9/9/2021	<0.005		<0.005		
9/10/2021		0.0017 (J)			
2/1/2022					<0.005
2/2/2022	<0.005	<0.005	<0.005	<0.005	
2/3/2022					
8/30/2022					
8/31/2022	<0.005	<0.005	<0.005	<0.005	<0.005
9/2/2022					
2/2/2023	<0.005	<0.005	<0.005		<0.005
2/3/2023					
2/7/2023				<0.005	
8/9/2023		<0.005			<0.005
8/10/2023	<0.005		<0.005	<0.005	
1/24/2024				<0.005	<0.005
1/25/2024	<0.005	<0.005	<0.005		

ND substitution: RL or RL/2 if <15% NDs.

Prediction Limit

Constituent: Silver (mg/L) Analysis Run 3/7/2024 10:35 AM View: Appendix I

Plant Arkwright Data: Arkwright No 3

	ARGWA-5 (bg)	ARGWA-3 (bg)	ARGWC-7	ARGWC-15	ARGWA-12 (bg)	ARGWA-13 (bg)	ARGWC-17	ARGWC-18	ARGWC-16
12/16/1997	<0.001	0.035 (o)							
6/30/1998	<0.001	<0.001							
12/2/1998	<0.001	<0.001							
6/8/1999	<0.001	<0.001							
12/7/1999	<0.001	<0.001							
6/15/2000	<0.001	<0.001							
12/12/2000	<0.001	0.0051							
12/5/2001	<0.001	<0.001							
6/26/2002	<0.001	<0.001							
12/3/2002	<0.001	<0.001							
6/11/2003	<0.001	<0.001							
12/10/2003	0.002 (o)	0.003							
6/15/2004	<0.001	<0.001							
12/14/2004	<0.001	<0.001							
6/2/2005	<0.001	<0.001							
12/14/2005	<0.001	<0.001	<0.001						
4/5/2006	<0.001	<0.001	<0.001						
10/30/2006	<0.001	0.002	<0.001						
5/10/2007	<0.001	0.0017	0.0011						
11/17/2007	<0.001	<0.001	<0.001						
5/2/2008			<0.001						
5/3/2008	<0.001	<0.001							
10/22/2008	<0.001	<0.001	<0.001						
5/5/2009				<0.001					
5/6/2009	<0.001				<0.001				
5/7/2009		<0.001				<0.001			
5/12/2009							0.0011	<0.001	0.0011
5/13/2009									
5/14/2009			<0.001						
12/1/2009	<0.001		<0.001						
12/3/2009					<0.001	<0.001			
12/4/2009		<0.001		0.00098			0.0014	0.0008	
12/5/2009									0.0004
5/25/2010	<0.001				<0.001	<0.001	<0.001	<0.001	
5/26/2010			<0.001						<0.001
6/1/2010		<0.001		<0.001					
6/2/2010									
11/9/2010	<0.001				<0.001		<0.001		<0.001
11/10/2010		<0.001	<0.001	<0.001		<0.001		<0.001	
5/19/2011								<0.001	
5/24/2011	<0.001				<0.001		<0.001		<0.001
5/25/2011		<0.001	<0.001	<0.001		<0.001			
5/17/2012			<0.001					<0.001	
5/18/2012	<0.001				0.0001 (J)				
5/30/2012						<0.001	<0.001		<0.001
5/31/2012		<0.001		<0.001					
11/9/2012	<0.001		<0.001		<0.001	<0.001	<0.001		<0.001
11/10/2012				<0.001				<0.001	
11/11/2012		<0.001							
5/7/2013								<0.001	
5/8/2013	<0.001		<0.001		<0.001		<0.001		
5/9/2013						<0.001			

ND substitution: RL or RL/2 if <15% NDs.

Prediction Limit

Constituent: Silver (mg/L) Analysis Run 3/7/2024 10:35 AM View: Appendix I

Plant Arkwright Data: Arkwright No 3

	ARGWA-5 (bg)	ARGWA-3 (bg)	ARGWC-7	ARGWC-15	ARGWA-12 (bg)	ARGWA-13 (bg)	ARGWC-17	ARGWC-18	ARGWC-16
5/13/2013		<0.001		<0.001					<0.001
11/5/2013			<0.001					<0.001	
11/6/2013	<0.001				<0.001		<0.001		<0.001
11/11/2013						<0.001			
11/12/2013		<0.001		<0.001					
5/20/2014	<0.001				<0.001		<0.001		
5/21/2014			<0.001			<0.001			<0.001
5/28/2014				<0.001				<0.001	
5/29/2014		<0.001							
11/17/2014	<0.001		<0.001				<0.001		<0.001
11/18/2014					<0.001	<0.001			
11/19/2014								<0.001	
11/20/2014				<0.001					
4/7/2015	<0.001		<0.001			<0.001	<0.001		<0.001
4/14/2015		<0.001		<0.001	<0.001				
4/15/2015								<0.001	
10/28/2015	<0.001		<0.001			<0.001	<0.001		<0.001
10/29/2015					<0.001			<0.001	
11/3/2015		<0.001		<0.001					
11/4/2015									
6/23/2016	<0.001	<0.001	<0.001	<0.001	<0.001	<0.001			
6/24/2016							<0.001	<0.001	<0.001
10/24/2016					<0.001				
10/25/2016	<0.001	<0.001	<0.001			<0.001	<0.001		<0.001
10/26/2016				<0.001				<0.001	
4/11/2017	<0.001	<0.001			<0.001	<0.001	<0.001		<0.001
4/12/2017			<0.001	<0.001				<0.001	
10/25/2017	<0.001	<0.001	<0.001		<0.001	0.00013 (J)		<0.001	
10/26/2017				0.00037 (J)			<0.001		0.00026 (J)
4/9/2018						<0.001			
4/10/2018	<0.001	<0.001	<0.001	<0.001	<0.001		<0.001		<0.001
4/11/2018								<0.001	
10/16/2018	<0.001	<0.001			<0.001	<0.001			<0.001
10/17/2018			<0.001	<0.001			<0.001	<0.001	
3/26/2019						<0.001			
3/27/2019	<0.001	<0.001		<0.001	<0.001			<0.001	
3/28/2019			<0.001				<0.001		<0.001
10/7/2019									
10/8/2019	0.0003 (J)	0.00019 (J)		0.00018 (J)	<0.001	0.00047 (J)			
10/9/2019			<0.001				<0.001	<0.001	<0.001
4/6/2020									
4/7/2020	<0.001	<0.001			<0.001	<0.001			
4/8/2020			<0.001	<0.001			<0.001		<0.001
4/9/2020								<0.001	
9/29/2020	<0.001	<0.001	<0.001	<0.001	<0.001	<0.001	<0.001		<0.001
9/30/2020								<0.001	
10/1/2020									
12/1/2020									
2/9/2021	<0.001	<0.001		<0.001	<0.001	<0.001	<0.001		<0.001
2/10/2021			<0.001					<0.001	
2/11/2021									
9/7/2021					<0.001	<0.001			

ND substitution: RL or RL/2 if <15% NDs.

Prediction Limit

Constituent: Silver (mg/L) Analysis Run 3/7/2024 10:35 AM View: Appendix I

Plant Arkwright Data: Arkwright No 3

	ARGWA-5 (bg)	ARGWA-3 (bg)	ARGWC-7	ARGWC-15	ARGWA-12 (bg)	ARGWA-13 (bg)	ARGWC-17	ARGWC-18	ARGWC-16
9/8/2021	<0.001	<0.001		<0.001			<0.001		<0.001
9/9/2021								<0.001	
9/10/2021			<0.001						
2/1/2022	<0.001	<0.001			<0.001	<0.001			
2/2/2022							<0.001		
2/3/2022			<0.001	<0.001				<0.001	<0.001
8/30/2022	<0.001				<0.001				
8/31/2022		<0.001	<0.001	<0.001		<0.001			<0.001
9/2/2022							<0.001	<0.001	
2/2/2023			<0.001		<0.001			<0.001	<0.001
2/3/2023	<0.001	<0.001		<0.001		<0.001	<0.001		
2/7/2023									
8/9/2023		<0.001			<0.001	<0.001	<0.001		
8/10/2023	<0.001		<0.001	<0.001				<0.001	<0.001
1/24/2024	<0.001	<0.001							
1/25/2024			<0.001	<0.001	<0.001	<0.001	<0.001	<0.001	<0.001

ND substitution: RL or RL/2 if <15% NDs.

Prediction Limit

Constituent: Silver (mg/L) Analysis Run 3/7/2024 10:35 AM View: Appendix I

Plant Arkwright Data: Arkwright No 3

	ARGWC-10	ARGWC-9	ARGWA-14 (bg)	ARGWA-24 (bg)
12/16/1997				
6/30/1998				
12/2/1998				
6/8/1999				
12/7/1999				
6/15/2000				
12/12/2000				
12/5/2001				
6/26/2002				
12/3/2002				
6/11/2003				
12/10/2003				
6/15/2004				
12/14/2004				
6/2/2005				
12/14/2005				
4/5/2006				
10/30/2006				
5/10/2007				
11/17/2007				
5/2/2008				
5/3/2008				
10/22/2008				
5/5/2009				
5/6/2009				
5/7/2009				
5/12/2009				
5/13/2009	0.0009	0.0024 (o)		
5/14/2009				
12/1/2009				
12/3/2009	0.00083	0.0007		
12/4/2009				
12/5/2009				
5/25/2010				
5/26/2010	<0.001	<0.001		
6/1/2010				
6/2/2010			<0.001	
11/9/2010	<0.001	<0.001		
11/10/2010			<0.001	
5/19/2011	<0.001	<0.001	<0.001	
5/24/2011				
5/25/2011				
5/17/2012	<0.001	<0.001		
5/18/2012				
5/30/2012			<0.001	
5/31/2012				
11/9/2012	<0.001	<0.001		
11/10/2012				
11/11/2012			<0.001	
5/7/2013	<0.001	<0.001		
5/8/2013				
5/9/2013			<0.001	

ND substitution: RL or RL/2 if <15% NDs.

Prediction Limit

Constituent: Silver (mg/L) Analysis Run 3/7/2024 10:35 AM View: Appendix I

Plant Arkwright Data: Arkwright No 3

	ARGWC-10	ARGWC-9	ARGWA-14 (bg)	ARGWA-24 (bg)
5/13/2013				
11/5/2013				
11/6/2013	<0.001	<0.001		
11/11/2013			<0.001	
11/12/2013				
5/20/2014	<0.001			
5/21/2014		<0.001		
5/28/2014				
5/29/2014			<0.001	
11/17/2014				
11/18/2014	<0.001	<0.001		
11/19/2014			<0.001	
11/20/2014				
4/7/2015	<0.001	<0.001		
4/14/2015			<0.001	
4/15/2015				
10/28/2015	<0.001	<0.001		
10/29/2015				
11/3/2015				
11/4/2015			<0.001	
6/23/2016	<0.001	<0.001	<0.001	
6/24/2016				
10/24/2016				
10/25/2016	<0.001	<0.001	<0.001	
10/26/2016				
4/11/2017			<0.001	
4/12/2017	<0.001	<0.001		
10/25/2017		<0.001	<0.001	
10/26/2017	<0.001			
4/9/2018			<0.001	
4/10/2018				
4/11/2018	<0.001	<0.001		
10/16/2018			<0.001	
10/17/2018	<0.001	<0.001		
3/26/2019				
3/27/2019			<0.001	
3/28/2019	<0.001	<0.001		
10/7/2019			0.00022 (J)	
10/8/2019				
10/9/2019	<0.001	<0.001		
4/6/2020			<0.001	
4/7/2020				
4/8/2020	<0.001			
4/9/2020		<0.001		
9/29/2020			<0.001	
9/30/2020				
10/1/2020	<0.001	<0.001		
12/1/2020				<0.001 (D)
2/9/2021	<0.001			<0.001
2/10/2021		<0.001		
2/11/2021			<0.001	
9/7/2021				

ND substitution: RL or RL/2 if <15% NDs.

Prediction Limit

Constituent: Silver (mg/L) Analysis Run 3/7/2024 10:35 AM View: Appendix I

Plant Arkwright Data: Arkwright No 3

	ARGWC-10	ARGWC-9	ARGWA-14 (bg)	ARGWA-24 (bg)
9/8/2021			<0.001	<0.001
9/9/2021		<0.001		
9/10/2021	<0.001			
2/1/2022				<0.001
2/2/2022	<0.001	<0.001	<0.001	
2/3/2022				
8/30/2022				
8/31/2022	<0.001	<0.001	<0.001	<0.001
9/2/2022				
2/2/2023	<0.001	<0.001		<0.001
2/3/2023				
2/7/2023			<0.001	
8/9/2023	<0.001			<0.001
8/10/2023		<0.001	<0.001	
1/24/2024			<0.001	<0.001
1/25/2024	<0.001	<0.001		

FIGURE E.

Appendix III Interwell Prediction Limit - Significant Results

Plant Arkwright Data: Arkwright No 3 Printed 3/6/2024, 10:20 AM

Constituent	Well	Upper Lim	Lower Lim	Date	Observ.	Sig.	Bg N	Bg Mean	Std. Dev.	%NDs	ND Adj.	Transform	Alpha	Method
Boron (mg/L)	**ARGWC-18**	**1.06**	**n/a**	**1/25/2024**	**2.43**	**Yes**	**108**	**n/a**	**n/a**	**44.44**	**n/a**	**n/a**	**0.0001696**	**NP Inter (normality) 1 of 2**
Boron (mg/L)	**ARGWC-8**	**1.06**	**n/a**	**1/25/2024**	**1.07**	**Yes**	**108**	**n/a**	**n/a**	**44.44**	**n/a**	**n/a**	**0.0001696**	**NP Inter (normality) 1 of 2**
pH (SU)	**ARGWC-16**	**7.04**	**5.53**	**1/25/2024**	**5.22**	**Yes**	**117**	**n/a**	**n/a**	**0**	**n/a**	**n/a**	**0.000287**	**NP Inter (normality) 1 of 2**
pH (SU)	**ARGWC-17**	**7.04**	**5.53**	**1/25/2024**	**5.13**	**Yes**	**117**	**n/a**	**n/a**	**0**	**n/a**	**n/a**	**0.000287**	**NP Inter (normality) 1 of 2**

Appendix III Interwell Prediction Limit - All Results

Plant Arkwright Data: Arkwright No 3 Printed 3/6/2024, 10:20 AM

Constituent	Well	Upper Lim	Lower Lim	Date	Observ.	Sig.	Bg N	Bg Mean	Std. Dev.	%NDs	ND Adj.	Transform	Alpha	Method
Boron (mg/L)	ARGWC-10	1.06	n/a	1/25/2024	0.00819J	No	108	n/a	n/a	44.44	n/a	n/a	0.0001696	NP Inter (normality) 1 of 2
Boron (mg/L)	ARGWC-15	1.06	n/a	1/25/2024	0.0125J	No	108	n/a	n/a	44.44	n/a	n/a	0.0001696	NP Inter (normality) 1 of 2
Boron (mg/L)	ARGWC-16	1.06	n/a	1/25/2024	0.37	No	108	n/a	n/a	44.44	n/a	n/a	0.0001696	NP Inter (normality) 1 of 2
Boron (mg/L)	ARGWC-17	1.06	n/a	1/25/2024	0.059	No	108	n/a	n/a	44.44	n/a	n/a	0.0001696	NP Inter (normality) 1 of 2
Boron (mg/L)	**ARGWC-18**	**1.06**	**n/a**	**1/25/2024**	**2.43**	**Yes**	**108**	**n/a**	**n/a**	**44.44**	**n/a**	**n/a**	**0.0001696**	**NP Inter (normality) 1 of 2**
Boron (mg/L)	ARGWC-7	1.06	n/a	1/25/2024	0.076	No	108	n/a	n/a	44.44	n/a	n/a	0.0001696	NP Inter (normality) 1 of 2
Boron (mg/L)	**ARGWC-8**	**1.06**	**n/a**	**1/25/2024**	**1.07**	**Yes**	**108**	**n/a**	**n/a**	**44.44**	**n/a**	**n/a**	**0.0001696**	**NP Inter (normality) 1 of 2**
Boron (mg/L)	ARGWC-9	1.06	n/a	1/25/2024	0.0114J	No	108	n/a	n/a	44.44	n/a	n/a	0.0001696	NP Inter (normality) 1 of 2
Calcium (mg/L)	ARGWC-10	190	n/a	1/25/2024	8.32	No	108	n/a	n/a	0	n/a	n/a	0.0001696	NP Inter (normality) 1 of 2
Calcium (mg/L)	ARGWC-15	190	n/a	1/25/2024	23.3	No	108	n/a	n/a	0	n/a	n/a	0.0001696	NP Inter (normality) 1 of 2
Calcium (mg/L)	ARGWC-16	190	n/a	1/25/2024	71.7	No	108	n/a	n/a	0	n/a	n/a	0.0001696	NP Inter (normality) 1 of 2
Calcium (mg/L)	ARGWC-17	190	n/a	1/25/2024	22.6	No	108	n/a	n/a	0	n/a	n/a	0.0001696	NP Inter (normality) 1 of 2
Calcium (mg/L)	ARGWC-18	190	n/a	1/25/2024	54	No	108	n/a	n/a	0	n/a	n/a	0.0001696	NP Inter (normality) 1 of 2
Calcium (mg/L)	ARGWC-7	190	n/a	1/25/2024	10.3	No	108	n/a	n/a	0	n/a	n/a	0.0001696	NP Inter (normality) 1 of 2
Calcium (mg/L)	ARGWC-8	190	n/a	1/25/2024	46	No	108	n/a	n/a	0	n/a	n/a	0.0001696	NP Inter (normality) 1 of 2
Calcium (mg/L)	ARGWC-9	190	n/a	1/25/2024	4.81	No	108	n/a	n/a	0	n/a	n/a	0.0001696	NP Inter (normality) 1 of 2
Chloride (mg/L)	ARGWC-10	15.1	n/a	1/25/2024	4.36	No	216	n/a	n/a	0.463	n/a	n/a	0.00004917	NP Inter (normality) 1 of 2
Chloride (mg/L)	ARGWC-15	15.1	n/a	1/25/2024	2.83	No	216	n/a	n/a	0.463	n/a	n/a	0.00004917	NP Inter (normality) 1 of 2
Chloride (mg/L)	ARGWC-16	15.1	n/a	1/25/2024	6.48	No	216	n/a	n/a	0.463	n/a	n/a	0.00004917	NP Inter (normality) 1 of 2
Chloride (mg/L)	ARGWC-17	15.1	n/a	1/25/2024	2.88	No	216	n/a	n/a	0.463	n/a	n/a	0.00004917	NP Inter (normality) 1 of 2
Chloride (mg/L)	ARGWC-18	15.1	n/a	1/25/2024	7.26	No	216	n/a	n/a	0.463	n/a	n/a	0.00004917	NP Inter (normality) 1 of 2
Chloride (mg/L)	ARGWC-7	15.1	n/a	1/25/2024	4.76	No	216	n/a	n/a	0.463	n/a	n/a	0.00004917	NP Inter (normality) 1 of 2
Chloride (mg/L)	ARGWC-8	15.1	n/a	1/25/2024	5.9	No	216	n/a	n/a	0.463	n/a	n/a	0.00004917	NP Inter (normality) 1 of 2
Chloride (mg/L)	ARGWC-9	15.1	n/a	1/25/2024	5.15	No	216	n/a	n/a	0.463	n/a	n/a	0.00004917	NP Inter (normality) 1 of 2
Fluoride (mg/L)	ARGWC-10	0.53	n/a	1/25/2024	0.252	No	118	n/a	n/a	28.81	n/a	n/a	0.0001406	NP Inter (normality) 1 of 2
Fluoride (mg/L)	ARGWC-15	0.53	n/a	1/25/2024	0.225	No	118	n/a	n/a	28.81	n/a	n/a	0.0001406	NP Inter (normality) 1 of 2
Fluoride (mg/L)	ARGWC-16	0.53	n/a	1/25/2024	0.153	No	118	n/a	n/a	28.81	n/a	n/a	0.0001406	NP Inter (normality) 1 of 2
Fluoride (mg/L)	ARGWC-17	0.53	n/a	1/25/2024	0.1ND	No	118	n/a	n/a	28.81	n/a	n/a	0.0001406	NP Inter (normality) 1 of 2
Fluoride (mg/L)	ARGWC-18	0.53	n/a	1/25/2024	0.296	No	118	n/a	n/a	28.81	n/a	n/a	0.0001406	NP Inter (normality) 1 of 2
Fluoride (mg/L)	ARGWC-7	0.53	n/a	1/25/2024	0.193	No	118	n/a	n/a	28.81	n/a	n/a	0.0001406	NP Inter (normality) 1 of 2
Fluoride (mg/L)	ARGWC-8	0.53	n/a	1/25/2024	0.295	No	118	n/a	n/a	28.81	n/a	n/a	0.0001406	NP Inter (normality) 1 of 2
Fluoride (mg/L)	ARGWC-9	0.53	n/a	1/25/2024	0.222	No	118	n/a	n/a	28.81	n/a	n/a	0.0001406	NP Inter (normality) 1 of 2
pH (SU)	ARGWC-10	7.04	5.53	1/25/2024	5.9	No	117	n/a	n/a	0	n/a	n/a	0.000287	NP Inter (normality) 1 of 2
pH (SU)	ARGWC-15	7.04	5.53	1/25/2024	6.24	No	117	n/a	n/a	0	n/a	n/a	0.000287	NP Inter (normality) 1 of 2
pH (SU)	**ARGWC-16**	**7.04**	**5.53**	**1/25/2024**	**5.22**	**Yes**	**117**	**n/a**	**n/a**	**0**	**n/a**	**n/a**	**0.000287**	**NP Inter (normality) 1 of 2**
pH (SU)	**ARGWC-17**	**7.04**	**5.53**	**1/25/2024**	**5.13**	**Yes**	**117**	**n/a**	**n/a**	**0**	**n/a**	**n/a**	**0.000287**	**NP Inter (normality) 1 of 2**
pH (SU)	ARGWC-18	7.04	5.53	1/25/2024	6.08	No	117	n/a	n/a	0	n/a	n/a	0.000287	NP Inter (normality) 1 of 2
pH (SU)	ARGWC-7	7.04	5.53	1/25/2024	5.74	No	117	n/a	n/a	0	n/a	n/a	0.000287	NP Inter (normality) 1 of 2
pH (SU)	ARGWC-8	7.04	5.53	1/25/2024	6.51	No	117	n/a	n/a	0	n/a	n/a	0.000287	NP Inter (normality) 1 of 2
pH (SU)	ARGWC-9	7.04	5.53	1/25/2024	5.96	No	117	n/a	n/a	0	n/a	n/a	0.000287	NP Inter (normality) 1 of 2
Sulfate (mg/L)	ARGWC-10	950	n/a	1/25/2024	0.519	No	224	n/a	n/a	16.07	n/a	n/a	0.00004917	NP Inter (normality) 1 of 2
Sulfate (mg/L)	ARGWC-15	950	n/a	1/25/2024	4.79	No	224	n/a	n/a	16.07	n/a	n/a	0.00004917	NP Inter (normality) 1 of 2
Sulfate (mg/L)	ARGWC-16	950	n/a	1/25/2024	372	No	224	n/a	n/a	16.07	n/a	n/a	0.00004917	NP Inter (normality) 1 of 2
Sulfate (mg/L)	ARGWC-17	950	n/a	1/25/2024	142	No	224	n/a	n/a	16.07	n/a	n/a	0.00004917	NP Inter (normality) 1 of 2
Sulfate (mg/L)	ARGWC-18	950	n/a	1/25/2024	208	No	224	n/a	n/a	16.07	n/a	n/a	0.00004917	NP Inter (normality) 1 of 2
Sulfate (mg/L)	ARGWC-7	950	n/a	1/25/2024	35.2	No	224	n/a	n/a	16.07	n/a	n/a	0.00004917	NP Inter (normality) 1 of 2
Sulfate (mg/L)	ARGWC-8	950	n/a	1/25/2024	52.7	No	224	n/a	n/a	16.07	n/a	n/a	0.00004917	NP Inter (normality) 1 of 2
Sulfate (mg/L)	ARGWC-9	950	n/a	1/25/2024	1.49	No	224	n/a	n/a	16.07	n/a	n/a	0.00004917	NP Inter (normality) 1 of 2
Total Dissolved Solids (mg/L)	ARGWC-10	1500	n/a	1/25/2024	88	No	103	n/a	n/a	0	n/a	n/a	0.0001841	NP Inter (normality) 1 of 2
Total Dissolved Solids (mg/L)	ARGWC-15	1500	n/a	1/25/2024	129	No	103	n/a	n/a	0	n/a	n/a	0.0001841	NP Inter (normality) 1 of 2
Total Dissolved Solids (mg/L)	ARGWC-16	1500	n/a	1/25/2024	547	No	103	n/a	n/a	0	n/a	n/a	0.0001841	NP Inter (normality) 1 of 2
Total Dissolved Solids (mg/L)	ARGWC-17	1500	n/a	1/25/2024	219	No	103	n/a	n/a	0	n/a	n/a	0.0001841	NP Inter (normality) 1 of 2
Total Dissolved Solids (mg/L)	ARGWC-18	1500	n/a	1/25/2024	446	No	103	n/a	n/a	0	n/a	n/a	0.0001841	NP Inter (normality) 1 of 2
Total Dissolved Solids (mg/L)	ARGWC-7	1500	n/a	1/25/2024	97	No	103	n/a	n/a	0	n/a	n/a	0.0001841	NP Inter (normality) 1 of 2
Total Dissolved Solids (mg/L)	ARGWC-8	1500	n/a	1/25/2024	240	No	103	n/a	n/a	0	n/a	n/a	0.0001841	NP Inter (normality) 1 of 2
Total Dissolved Solids (mg/L)	ARGWC-9	1500	n/a	1/25/2024	53	No	103	n/a	n/a	0	n/a	n/a	0.0001841	NP Inter (normality) 1 of 2

Sanitas™ v.10.0.10 Sanitas software utilized by Groundwater Stats Consulting. UG
Hollow symbols indicate censored values.

Exceeds Limit: ARGWC-18, ARGWC-8

Prediction Limit

Interwell Non-parametric

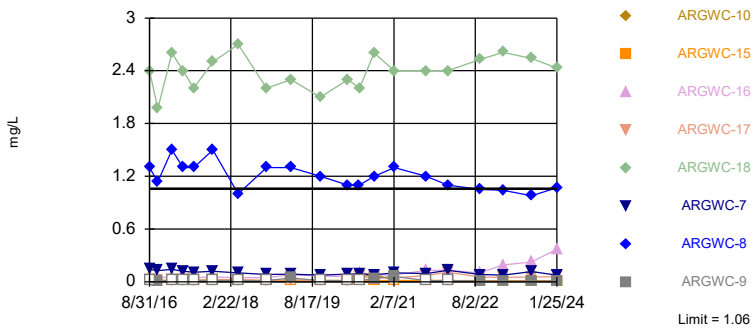

Non-parametric test used in lieu of parametric prediction limit because the Chi Squared normality test showed the data to be non-normal at the 0.01 alpha level. Limit is highest of 108 background values. 44.44% NDs. Annual per-constituent alpha = 0.00271. Individual comparison alpha = 0.0001696 (1 of 2). Comparing 8 points to limit.

Constituent: Boron Analysis Run 3/6/2024 10:19 AM View: Appendix III - Interwell
Plant Arkwright Data: Arkwright No 3

Sanitas™ v.10.0.10 Sanitas software utilized by Groundwater Stats Consulting. UG

Within Limit

Prediction Limit

Interwell Non-parametric

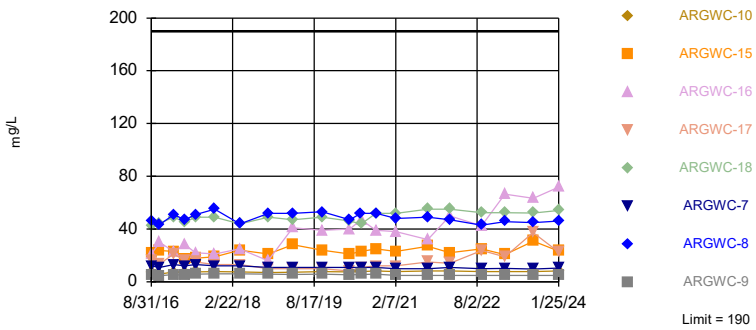

Non-parametric test used in lieu of parametric prediction limit because the Chi Squared normality test showed the data to be non-normal at the 0.01 alpha level. Limit is highest of 108 background values. Annual per-constituent alpha = 0.00271. Individual comparison alpha = 0.0001696 (1 of 2). Comparing 8 points to limit.

Constituent: Calcium Analysis Run 3/6/2024 10:19 AM View: Appendix III - Interwell
Plant Arkwright Data: Arkwright No 3

Sanitas™ v.10.0.10 Sanitas software utilized by Groundwater Stats Consulting. UG

Within Limit

Prediction Limit

Interwell Non-parametric

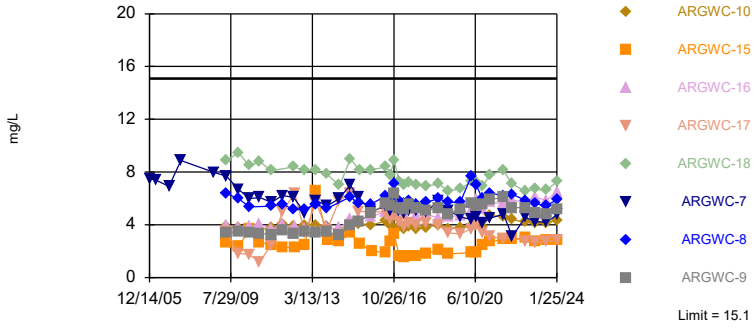

Non-parametric test used in lieu of parametric prediction limit because the Chi Squared normality test showed the data to be non-normal at the 0.01 alpha level. Limit is highest of 216 background values. 0.463% NDs. Annual per-constituent alpha = 0.0007864. Individual comparison alpha = 0.00004917 (1 of 2). Comparing 8 points to limit.

Constituent: Chloride Analysis Run 3/6/2024 10:19 AM View: Appendix III - Interwell
Plant Arkwright Data: Arkwright No 3

Sanitas™ v.10.0.10 Sanitas software utilized by Groundwater Stats Consulting. UG
Hollow symbols indicate censored values.

Within Limit

Prediction Limit

Interwell Non-parametric

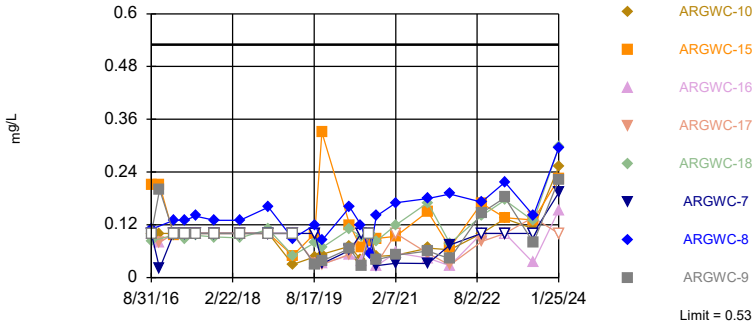

Non-parametric test used in lieu of parametric prediction limit because the Chi Squared normality test showed the data to be non-normal at the 0.01 alpha level. Limit is highest of 118 background values. 28.81% NDs. Annual per-constituent alpha = 0.002247. Individual comparison alpha = 0.0001406 (1 of 2). Comparing 8 points to limit.

Constituent: Fluoride Analysis Run 3/6/2024 10:19 AM View: Appendix III - Interwell
Plant Arkwright Data: Arkwright No 3

Sanitas™ v.10.0.10 Sanitas software utilized by Groundwater Stats Consulting. UG

Exceeds Limits: ARGWC-16, ARGWC-17

Prediction Limit

Interwell Non-parametric

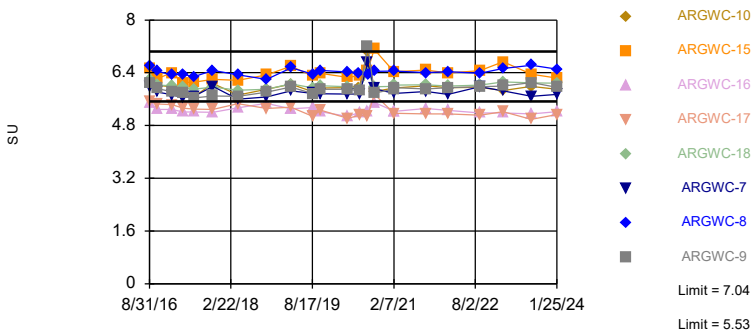

Non-parametric test used in lieu of parametric prediction limit because the Chi Squared normality test showed the data to be non-normal at the 0.01 alpha level. Limits are highest and lowest of 117 background values. Annual per-constituent alpha = 0.004587. Individual comparison alpha = 0.000287 (1 of 2). Comparing 8 points to limit.

Constituent: pH Analysis Run 3/6/2024 10:19 AM View: Appendix III - Interwell

Plant Arkwright Data: Arkwright No 3

Sanitas™ v.10.0.10 Sanitas software utilized by Groundwater Stats Consulting. UG

Hollow symbols indicate censored values.

Within Limit

Prediction Limit

Interwell Non-parametric

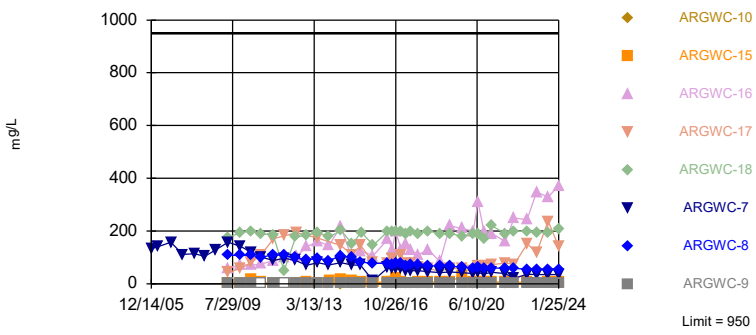

Non-parametric test used in lieu of parametric prediction limit because the Chi Squared normality test showed the data to be non-normal at the 0.01 alpha level. Limit is highest of 224 background values. 16.07% NDs. Annual per-constituent alpha = 0.0007864. Individual comparison alpha = 0.00004917 (1 of 2). Comparing 8 points to limit.

Constituent: Sulfate Analysis Run 3/6/2024 10:19 AM View: Appendix III - Interwell

Plant Arkwright Data: Arkwright No 3

Sanitas™ v.10.0.10 Sanitas software utilized by Groundwater Stats Consulting. UG

Within Limit

Prediction Limit

Interwell Non-parametric

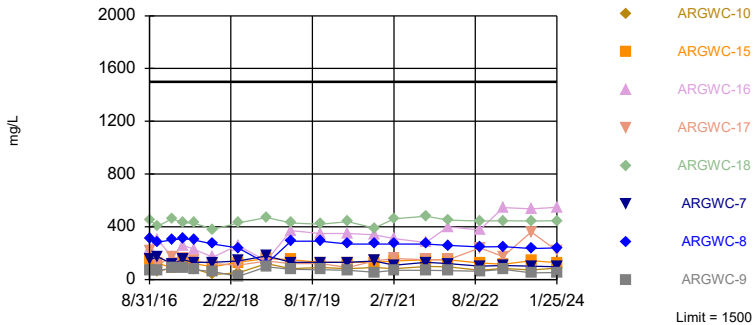

Non-parametric test used in lieu of parametric prediction limit because the Chi Squared normality test showed the data to be non-normal at the 0.01 alpha level. Limit is highest of 103 background values. Annual per-constituent alpha = 0.002941. Individual comparison alpha = 0.0001841 (1 of 2). Comparing 8 points to limit.

Constituent: Total Dissolved Solids Analysis Run 3/6/2024 10:19 AM View: Appendix III - Interwell

Plant Arkwright Data: Arkwright No 3

Prediction Limit

Constituent: Boron (mg/L) Analysis Run 3/6/2024 10:20 AM View: Appendix III - Interwell

Plant Arkwright Data: Arkwright No 3

	ARGWA-12 (bg)	ARGWA-5 (bg)	ARGWC-8	ARGWA-13 (bg)	ARGWC-7	ARGWA-3 (bg)	ARGWC-9	ARGWA-14 (bg)	ARGWC-17
8/30/2016	0.032 (J)	<0.015							
8/31/2016			1.3	0.1	0.14	<0.015	<0.015	0.04 (J)	
9/1/2016									0.022 (J)
9/2/2016									
10/24/2016	0.0406 (J)								
10/25/2016		0.0073 (J)		0.204	0.126	0.0068 (J)	0.0071 (J)	0.065 (J)	0.0219 (J)
10/26/2016			1.14						
1/23/2017	0.023 (J)							0.031 (J)	
1/24/2017		<0.015		0.064		<0.015			
1/26/2017			1.5		0.14		<0.015		<0.015
1/27/2017									
4/11/2017	0.025 (J)	<0.015		0.081		<0.015		0.043 (J)	<0.015
4/12/2017			1.3		0.12		<0.015		
6/20/2017		<0.015				<0.015		0.029 (J)	
6/21/2017	<0.015		1.3	0.13					<0.015
6/22/2017					0.11		<0.015		
10/25/2017	0.028 (J)	<0.015		0.17	0.12	<0.015	<0.015	0.041 (J)	
10/26/2017			1.5						0.023 (J)
4/9/2018				0.059				0.04 (J)	
4/10/2018	0.027 (J)	<0.015			0.1	<0.015			0.026 (J)
4/11/2018			1				<0.015		
10/16/2018	0.023 (J)	<0.015		0.34		<0.015		0.046 (J)	
10/17/2018			1.3		0.084		<0.015		<0.015
3/26/2019				0.32					
3/27/2019	<0.015	<0.015				<0.015		0.032 (J)	
3/28/2019			1.3		0.087		0.044 (J)		0.022 (J)
10/7/2019								<0.015	
10/8/2019	<0.015	<0.015		0.68		<0.015			
10/9/2019			1.2		0.076 (J)		<0.015		<0.015
4/6/2020								0.041 (J)	
4/7/2020	<0.015	<0.015		0.23		<0.015			
4/8/2020					0.086				<0.015
4/9/2020			1.1				<0.015		
6/23/2020			1.1						
6/24/2020									0.059 (J)
6/25/2020		<0.015		0.32	0.091	<0.015		<0.015	
6/26/2020	<0.015						<0.015		
9/29/2020	<0.015	<0.015		0.35	0.078 (J)	<0.015		0.039 (J)	0.045 (J)
9/30/2020									
10/1/2020			1.2				0.041 (J)		
12/1/2020									
2/9/2021	<0.015	<0.015		0.38		<0.015			0.042 (J)
2/10/2021			1.3		0.1		0.06 (J)		
2/11/2021								0.062 (J)	
9/7/2021	<0.015			0.96					
9/8/2021		<0.015				<0.015		<0.015	0.074 (J)
9/9/2021			1.2				<0.015		
9/10/2021					0.093				
2/1/2022	<0.015	<0.015		0.3		<0.015			
2/2/2022			1.1				<0.015	<0.015	0.11
2/3/2022					0.13				
8/30/2022	0.0214	0.00855							

ND substitution: RL or RL/2 if <15% NDs.

Prediction Limit

Constituent: Boron (mg/L) Analysis Run 3/6/2024 10:20 AM View: Appendix III - Interwell

Plant Arkwright Data: Arkwright No 3

	ARGWA-12 (bg)	ARGWA-5 (bg)	ARGWC-8	ARGWA-13 (bg)	ARGWC-7	ARGWA-3 (bg)	ARGWC-9	ARGWA-14 (bg)	ARGWC-17
8/31/2022			1.05	0.933	0.0815	0.00589	0.00885	0.0356	
9/2/2022									0.0555
2/2/2023	0.0179		1.04		0.0773		0.00794 (J)		
2/3/2023		0.0066 (J)		0.26		<0.015			0.051
2/7/2023								0.0145 (J)	
8/9/2023	0.0235			1.06		0.00594 (J)			0.0534
8/10/2023		0.0139 (J)	0.98		0.116		0.00623 (J)	0.0372	
1/24/2024		0.00641 (J)				0.00554 (J)		0.0605	
1/25/2024	0.0208		1.07	0.713	0.076		0.0114 (J)		0.059

ND substitution: RL or RL/2 if <15% NDs.

Prediction Limit

Constituent: Boron (mg/L) Analysis Run 3/6/2024 10:20 AM View: Appendix III - Interwell

Plant Arkwright Data: Arkwright No 3

	ARGWC-10	ARGWC-18	ARGWC-16	ARGWC-15	ARGWA-24 (bg)
8/30/2016					
8/31/2016					
9/1/2016	<0.015	2.4	0.049 (J)		
9/2/2016				<0.015	
10/24/2016					
10/25/2016	<0.015		0.042 (J)		
10/26/2016		1.97		0.0138 (J)	
1/23/2017					
1/24/2017					
1/26/2017			0.059	<0.015	
1/27/2017	<0.015	2.6			
4/11/2017			0.045 (J)		
4/12/2017	<0.015	2.4		<0.015	
6/20/2017					
6/21/2017		2.2	0.045 (J)	<0.015	
6/22/2017	<0.015				
10/25/2017		2.5			
10/26/2017	0.026 (J)		0.054	<0.015	
4/9/2018					
4/10/2018			0.048 (J)	<0.015	
4/11/2018	<0.015	2.7			
10/16/2018			0.048 (J)		
10/17/2018	<0.015	2.2		<0.015	
3/26/2019					
3/27/2019		2.3		<0.015	
3/28/2019	<0.015		0.08		
10/7/2019					
10/8/2019				<0.015	
10/9/2019	<0.015	2.1	0.065 (J)		
4/6/2020					
4/7/2020					
4/8/2020	<0.015		0.059 (J)	<0.015	
4/9/2020		2.3			
6/23/2020	0.053 (J)				
6/24/2020		2.2	0.11		
6/25/2020				<0.015	
6/26/2020					
9/29/2020			0.081	<0.015	
9/30/2020		2.6			
10/1/2020	0.082				
12/1/2020					<0.015
2/9/2021	<0.015		0.076 (J)	<0.015	<0.015
2/10/2021		2.4			
2/11/2021					
9/7/2021					
9/8/2021			0.13	<0.015	<0.015
9/9/2021		2.4			
9/10/2021	<0.015				
2/1/2022					<0.015
2/2/2022	<0.015				
2/3/2022		2.4	0.13	<0.015	
8/30/2022					

Prediction Limit

Constituent: Boron (mg/L) Analysis Run 3/6/2024 10:20 AM View: Appendix III - Interwell

Plant Arkwright Data: Arkwright No 3

	ARGWC-10	ARGWC-18	ARGWC-16	ARGWC-15	ARGWA-24 (bg)
8/31/2022	0.00863		0.101	0.0137	0.0151
9/2/2022		2.53			
2/2/2023	0.00561 (J)	2.61	0.194		0.014 (J)
2/3/2023				0.0113 (J)	
2/7/2023					
8/9/2023	<0.015				0.0117 (J)
8/10/2023		2.54	0.224	0.00806 (J)	
1/24/2024					0.0133 (J)
1/25/2024	0.00819 (J)	2.43	0.37	0.0125 (J)	

ND substitution: RL or RL/2 if <15% NDs.

Prediction Limit

Constituent: Calcium (mg/L) Analysis Run 3/6/2024 10:20 AM View: Appendix III - Interwell

Plant Arkwright Data: Arkwright No 3

	ARGWA-12 (bg)	ARGWA-5 (bg)	ARGWC-8	ARGWA-13 (bg)	ARGWC-7	ARGWA-3 (bg)	ARGWC-9	ARGWA-14 (bg)	ARGWC-17
8/30/2016	11	5.1							
8/31/2016			46	110	12	5.4	5.2	31	
9/1/2016									16
9/2/2016									
10/24/2016	10.4								
10/25/2016		4.76		150	10.9	4.47	4.64	38.5	13.5
10/26/2016			43.3						
1/23/2017	12							25	
1/24/2017		5.6		78		5.8			
1/26/2017			51		13		5.5		21
1/27/2017									
4/11/2017	12	4.7		78		5.3		33	16
4/12/2017			47		12		4.9		
6/20/2017		5.4				5.8		34	
6/21/2017	12		51	110					15
6/22/2017					13		5.8		
10/25/2017	13	6		120	12	5.9	6.1	28	
10/26/2017			55						13
4/9/2018				49				30	
4/10/2018	13	5.3			12	5.9			13
4/11/2018			44				6		
10/16/2018	12	5.6		110		5.8		41	
10/17/2018			52		11		5.8		10
3/26/2019				95					
3/27/2019	11	4.5				5.4		42	
3/28/2019			52		11		5.6		10
10/7/2019								36	
10/8/2019	13	5.9		190		6			
10/9/2019			53		11		5.7		10
4/6/2020								43	
4/7/2020	12	4		61		5.5			
4/8/2020					11				8.3
4/9/2020			47				5.3		
6/23/2020			52						
6/24/2020									11
6/25/2020		6.1		100	11	5.7		27	
6/26/2020	15						5.6		
9/29/2020	14	6.6		120	11	5.9		29	12
9/30/2020									
10/1/2020			52				5.7		
12/1/2020									
2/9/2021	14	6.2		110		5.8			12
2/10/2021			48		9.9		4.8		
2/11/2021								40	
9/7/2021	14			190					
9/8/2021		7.3				5.8		24	15
9/9/2021			49				4.7		
9/10/2021					10				
2/1/2022	12	6.5		73		5.4			
2/2/2022			47				4.7	48	14
2/3/2022					11				
8/30/2022	14.2	9.56 (J)							

Prediction Limit

Constituent: Calcium (mg/L) Analysis Run 3/6/2024 10:20 AM View: Appendix III - Interwell

Plant Arkwright Data: Arkwright No 3

	ARGWA-12 (bg)	ARGWA-5 (bg)	ARGWC-8	ARGWA-13 (bg)	ARGWC-7	ARGWA-3 (bg)	ARGWC-9	ARGWA-14 (bg)	ARGWC-17
8/31/2022			43	165	9.99	5.91	4.77	41.6	
9/2/2022									23.7
2/2/2023	14.9		45.7		10.2		4.88		
2/3/2023		10.4		49		5.79			18.8
2/7/2023								19.1	
8/9/2023	16			186		5.96			37.4
8/10/2023		12.6	44.9		9.75		4.75	49.5	
1/24/2024		12.4				5.9		45.6	
1/25/2024	13.3		46	118	10.3		4.81		22.6

Prediction Limit

Constituent: Calcium (mg/L) Analysis Run 3/6/2024 10:20 AM View: Appendix III - Interwell

Plant Arkwright Data: Arkwright No 3

	ARGWC-10	ARGWC-18	ARGWC-16	ARGWC-15	ARGWA-24 (bg)
8/30/2016					
8/31/2016					
9/1/2016	6.6	42	21		
9/2/2016				22	
10/24/2016					
10/25/2016	5.89		29.8		
10/26/2016		44.3		23.7	
1/23/2017					
1/24/2017					
1/26/2017			23	23	
1/27/2017	7.4	49			
4/11/2017			28		
4/12/2017	6.7	45		17	
6/20/2017					
6/21/2017		49	22	18	
6/22/2017	7.5				
10/25/2017		49			
10/26/2017	7.8		21	19	
4/9/2018					
4/10/2018			25	24	
4/11/2018	7.4	44			
10/16/2018			16		
10/17/2018	7.1	49		21	
3/26/2019					
3/27/2019		47		28	
3/28/2019	7.3		41		
10/7/2019					
10/8/2019				24	
10/9/2019	7.7	49	39		
4/6/2020					
4/7/2020					
4/8/2020	7.5		40	21	
4/9/2020		46			
6/23/2020	7.7				
6/24/2020		44	47		
6/25/2020				23	
6/26/2020					
9/29/2020			39	25	
9/30/2020		52			
10/1/2020	8.1				
12/1/2020					13
2/9/2021	7.7		38	23	9.7
2/10/2021		52			
2/11/2021					
9/7/2021					
9/8/2021			32	27	10
9/9/2021		55			
9/10/2021	8.1				
2/1/2022					9.6
2/2/2022	8.3				
2/3/2022		55	50	22	
8/30/2022					

Prediction Limit

Constituent: Calcium (mg/L) Analysis Run 3/6/2024 10:20 AM View: Appendix III - Interwell

Plant Arkwright Data: Arkwright No 3

	ARGWC-10	ARGWC-18	ARGWC-16	ARGWC-15	ARGWA-24 (bg)
8/31/2022	7.65		42.4	25	10.1
9/2/2022		52.4			
2/2/2023	7.69	52.4	66.5		10.2
2/3/2023				20.5	
2/7/2023					
8/9/2023	7.85				9.31
8/10/2023		52.1	63.4	30.9	
1/24/2024					9.3
1/25/2024	8.32	54	71.7	23.3	

Prediction Limit

Constituent: Chloride (mg/L) Analysis Run 3/6/2024 10:20 AM View: Appendix III - Interwell

Plant Arkwright Data: Arkwright No 3

	ARGWA-3 (bg)	ARGWA-5 (bg)	ARGWC-7	ARGWC-15	ARGWA-12 (bg)	ARGWA-13 (bg)	ARGWC-17	ARGWC-16	ARGWC-18
12/16/1997	6.2	3.8							
6/30/1998	4.6	2.9							
12/2/1998	3.13	1.76							
6/8/1999	1.56	1.97							
12/7/1999	3.05	1.98							
6/15/2000	3.35	2.08							
12/12/2000	2.42	2.02							
12/5/2001	2.62	2.03							
6/26/2002	3.4	2.52							
12/3/2002	3.04	2.12							
6/11/2003	3.02	2.43							
12/10/2003	2.9	1.93							
6/15/2004	2.05	2.42							
12/14/2004	2.78	2.44							
6/2/2005	3.15	2.79							
12/14/2005	3.38	2.77	7.52						
4/5/2006	3.49	2.8	7.38						
10/30/2006	2.84	3.09	6.9						
5/10/2007	3.68	3.93	8.88						
11/17/2007	2.69	<0.021	13.5 (o)						
5/2/2008			12.9 (o)						
5/3/2008	2.85	3.52							
10/22/2008	2.99	3.15	7.97						
5/5/2009				2.61					
5/6/2009		3.49			10.7				
5/7/2009	2.96					4.24			
5/12/2009							3.5	3.96	8.89
5/13/2009									
5/14/2009			7.68						
12/1/2009		3.26	6.66						
12/3/2009					10.1	2.66			
12/4/2009	2.97			2.37			1.85		9.43
12/5/2009								3.81	
5/25/2010		3.62			7.11	3.29	1.74		8.49
5/26/2010			6					3.85	
6/1/2010	3.23			3.71					
6/2/2010									
11/9/2010		3.38			8.4		1.18	4.08	
11/10/2010	2.86		6.07	2.69		3.82			8.77
5/18/2011									
5/19/2011									8.11
5/24/2011		3.62			9.07		2.51	3.63	
5/25/2011	2.86		5.7	2.44		4.92			
11/9/2011				2.3					
11/10/2011		3.74			10.3	4.48			
11/11/2011			6.23						
11/12/2011	2.83						4.99	4.03	12.3 (o)
5/17/2012			6.06						8.4
5/18/2012		3.6			10.1				
5/30/2012						4.72	6.4	3.82	
5/31/2012	2.68			2.29					
11/9/2012		3.66	4.9		8.73	5.1	3.37	3.69	

ND substitution: RL or RL/2 if <15% NDs.

Prediction Limit

Constituent: Chloride (mg/L) Analysis Run 3/6/2024 10:20 AM View: Appendix III - Interwell

Plant Arkwright Data: Arkwright No 3

	ARGWA-3 (bg)	ARGWA-5 (bg)	ARGWC-7	ARGWC-15	ARGWA-12 (bg)	ARGWA-13 (bg)	ARGWC-17	ARGWC-16	ARGWC-18
11/10/2012				2.46					8.13
11/11/2012	2.63								
5/7/2013									8.11
5/8/2013		4.16	5.85		8.06		5.67		
5/9/2013						3.85			
5/13/2013	0.364			6.55				3.5	
11/5/2013			5.44						7.82
11/6/2013		3.87			10.2		3.62	3.74	
11/11/2013						5.26			
11/12/2013	2.95			2.86					
5/20/2014		4.4			8.2		5.82		
5/21/2014			5.96			4.47		3.74	
5/28/2014				2.75					6.99
5/29/2014	2.64								
11/17/2014		4.2	7				6.4	4.4	
11/18/2014					10	6.4			
11/19/2014									9
11/20/2014				3.4					
4/7/2015		4.53	6.08			5.04	5.02	4.38	
4/14/2015	2.78			2.56	10.7				
4/15/2015									8.14
10/28/2015		4.47	5.02			6.3	4.98	4.62	
10/29/2015					10.7				8.17
11/3/2015	2.66			2.01					
11/4/2015									
6/23/2016	3.3	4.6	5.4	1.9	11	5.7			
6/24/2016							5	5	8.4
8/30/2016		4.3			11				
8/31/2016	2.7		5.1			5.7			
9/1/2016							4.4	4.8	7.8
9/2/2016				2.7					
10/24/2016					12				
10/25/2016	3.1	5	6.2			7.9	5.1	5.4	
10/26/2016				3.3					8.9
1/23/2017					11				
1/24/2017	2.5	5.1				4.4			
1/26/2017			5.1	1.6			4.2	5.2	
1/27/2017									7.3
4/11/2017	2.4	4.4			11	4.3	3.9	4.8	
4/12/2017			4.9	1.5					7
6/20/2017	2.5	5							
6/21/2017				1.6	11	5.5	4.1	5.2	7.2
6/22/2017			5.1						
10/25/2017	2.3	5.3	5.1		10	5.2			7
10/26/2017				1.6			4	4.7	
4/9/2018						3.8			
4/10/2018	2.4	5.1	5	1.8	9.9		4.1	4.8	
4/11/2018									6.9
10/16/2018	2.5	5.3			11	6		4.5	
10/17/2018			5.8	2.1			4		7.1
3/26/2019						4.6			
3/27/2019	2.5	4.3		1.8	11				6.6

Prediction Limit

Constituent: Chloride (mg/L) Analysis Run 3/6/2024 10:20 AM View: Appendix III - Interwell

Plant Arkwright Data: Arkwright No 3

	ARGWA-3 (bg)	ARGWA-5 (bg)	ARGWC-7	ARGWC-15	ARGWA-12 (bg)	ARGWA-13 (bg)	ARGWC-17	ARGWC-16	ARGWC-18
3/28/2019			5.1				3.4	4.6	
10/7/2019									
10/8/2019	2.6	5.7		9.4 (o)	64 (o)	6.7			
10/9/2019			4.6				3.3	4.7	6.7
4/6/2020									
4/7/2020	2.9	3.7			11	3.8			
4/8/2020			4.4	1.9			3.7	5.1	
4/9/2020									7.3
6/23/2020									
6/24/2020							4	5.9	7.2
6/25/2020	2.8	4.2	4.6	1.9		5.8			
6/26/2020					12				
9/29/2020	2.7	4.6	4.1	2.5	12	5.7	3.4	5.2	
9/30/2020									6.9
10/1/2020									
12/1/2020									
2/9/2021	3	5.1		2.7	15	6	3.1	5.7	
2/10/2021			4.5						7.8
2/11/2021									
9/7/2021					14	8.2			
9/8/2021	3	5.3		2.9			2.9	5.6	
9/9/2021									8.1
9/10/2021			4.8						
2/1/2022	3.4	5.3			12	4.6			
2/2/2022							3		
2/3/2022			3.1	2.9				5.9	7.1
8/30/2022		8.47			12.8 (J)				
8/31/2022	2.94		4.59	3.01		6.89		5.67	
9/2/2022							2.74		6.52
2/2/2023			4.25		13.2			6.12	6.7
2/3/2023	2.67	8.74		2.71		3.04	2.68		
2/7/2023									
8/9/2023	2.71				13.3	5.87	2.72		
8/10/2023		12.4	4.2	2.88				5.85	6.62
1/24/2024	2.72	14.9							
1/25/2024			4.76	2.83	13.1	5.2	2.88	6.48	7.26

Prediction Limit

Constituent: Chloride (mg/L) Analysis Run 3/6/2024 10:20 AM View: Appendix III - Interwell

Plant Arkwright Data: Arkwright No 3

	ARGWC-10	ARGWC-9	ARGWC-8	ARGWA-14 (bg)	ARGWA-24 (bg)
12/16/1997					
6/30/1998					
12/2/1998					
6/8/1999					
12/7/1999					
6/15/2000					
12/12/2000					
12/5/2001					
6/26/2002					
12/3/2002					
6/11/2003					
12/10/2003					
6/15/2004					
12/14/2004					
6/2/2005					
12/14/2005					
4/5/2006					
10/30/2006					
5/10/2007					
11/17/2007					
5/2/2008					
5/3/2008					
10/22/2008					
5/5/2009					
5/6/2009					
5/7/2009					
5/12/2009					
5/13/2009	3.85	3.37			
5/14/2009			6.38		
12/1/2009					
12/3/2009	3.73	3.49	5.96		
12/4/2009					
12/5/2009					
5/25/2010					
5/26/2010	3.7	3.35	5.37		
6/1/2010					
6/2/2010				15.1	
11/9/2010	3.6	3.34	<0.071 (o)		
11/10/2010				14.8	
5/18/2011			5.4		
5/19/2011	3.79	3.25		28.2 (o)	
5/24/2011					
5/25/2011					
11/9/2011				32.8 (o)	
11/10/2011					
11/11/2011	4.07	3.57	5.58		
11/12/2011					
5/17/2012	3.84	3.27	5.15		
5/18/2012					
5/30/2012				30.8 (o)	
5/31/2012					
11/9/2012	3.99	3.45	5.2		

Prediction Limit

Constituent: Chloride (mg/L) Analysis Run 3/6/2024 10:20 AM View: Appendix III - Interwell

Plant Arkwright Data: Arkwright No 3

	ARGWC-10	ARGWC-9	ARGWC-8	ARGWA-14 (bg)	ARGWA-24 (bg)
11/10/2012					
11/11/2012				24.6 (o)	
5/7/2013	3.94	3.35	5.56		
5/8/2013					
5/9/2013				27.2 (o)	
5/13/2013					
11/5/2013			5.24		
11/6/2013	3.89	3.45			
11/11/2013				12.7	
11/12/2013					
5/20/2014	3.54				
5/21/2014		3.18	7.34 (o)		
5/28/2014					
5/29/2014				20 (o)	
11/17/2014					
11/18/2014	4.2	4	6.1		
11/19/2014				19 (o)	
11/20/2014					
4/7/2015	4.09	4.22	5.62		
4/14/2015				13.6	
4/15/2015					
10/28/2015	3.98	4.87	5.58		
10/29/2015					
11/3/2015					
11/4/2015				12.4	
6/23/2016	4.3	5.6	6.2	9	
6/24/2016					
8/30/2016					
8/31/2016		5.4	5.6	5.4	
9/1/2016	4				
9/2/2016					
10/24/2016					
10/25/2016	4.6	6.4		9.3	
10/26/2016			7.1		
1/23/2017				5.1	
1/24/2017					
1/26/2017		5.3	5.8		
1/27/2017	3.9				
4/11/2017				4.1	
4/12/2017	3.7	5.2	5.6		
6/20/2017				4.1	
6/21/2017			5.8		
6/22/2017	3.9	5.5			
10/25/2017		5.3		3.8	
10/26/2017	3.7		5.5		
4/9/2018				3.9	
4/10/2018					
4/11/2018	3.8	5.1	5.7		
10/16/2018				4.3	
10/17/2018	4	5.3	6		
3/26/2019					
3/27/2019				4	

Prediction Limit

Constituent: Chloride (mg/L) Analysis Run 3/6/2024 10:20 AM View: Appendix III - Interwell

Plant Arkwright Data: Arkwright No 3

	ARGWC-10	ARGWC-9	ARGWC-8	ARGWA-14 (bg)	ARGWA-24 (bg)
3/28/2019	3.7	4.8	5.7		
10/7/2019				4	
10/8/2019					
10/9/2019	3.8	5.2	5.7		
4/6/2020				4.2	
4/7/2020					
4/8/2020	3.9				
4/9/2020		5.6	7.7		
6/23/2020	4.2		7		
6/24/2020					
6/25/2020				4	
6/26/2020		5.4			
9/29/2020				4.1	
9/30/2020					
10/1/2020	3.9	5.5	6		
12/1/2020					12
2/9/2021	4.7				11
2/10/2021		5.9	6.4		
2/11/2021				4.6	
9/7/2021					
9/8/2021				4	11
9/9/2021		6.1	6.2		
9/10/2021	4.6				
2/1/2022					12
2/2/2022	4.4	5.3	6.3	4.2	
2/3/2022					
8/30/2022					
8/31/2022	4.2	5.28 (J)	5.86	3.92	12.3
9/2/2022					
2/2/2023	4.1	4.88	5.6		9.71
2/3/2023					
2/7/2023				3.88	
8/9/2023	4.11				8.91
8/10/2023		4.8	5.45	4.61	
1/24/2024				4.33	9.01
1/25/2024	4.36	5.15	5.9		

Prediction Limit

Constituent: Fluoride (mg/L) Analysis Run 3/6/2024 10:20 AM View: Appendix III - Interwell

Plant Arkwright Data: Arkwright No 3

	ARGWA-12 (bg)	ARGWA-5 (bg)	ARGWA-14 (bg)	ARGWC-7	ARGWA-13 (bg)	ARGWC-8	ARGWC-9	ARGWA-3 (bg)	ARGWC-10
8/30/2016	<0.1	<0.1							
8/31/2016			0.12 (J)	<0.1	<0.1	0.11 (J)	<0.1	<0.1	
9/1/2016									<0.1
9/2/2016									
10/24/2016	0.1 (J)								
10/25/2016		0.09 (J)	0.53	0.02 (J)	0.08 (J)		0.2 (J)	0.14 (J)	0.1 (J)
10/26/2016						0.43 (o)			
1/23/2017	<0.1		0.4						
1/24/2017		<0.1			<0.1			<0.1	
1/26/2017				<0.1		0.13 (J)	<0.1		
1/27/2017									<0.1
4/11/2017	<0.1	<0.1	0.31		<0.1			<0.1	
4/12/2017				<0.1		0.13 (J)	<0.1		<0.1
6/20/2017		<0.1	0.27					<0.1	
6/21/2017	<0.1				<0.1	0.14 (J)			
6/22/2017				<0.1			<0.1		<0.1
10/25/2017	<0.1	<0.1	0.29	<0.1	<0.1		<0.1	<0.1	
10/26/2017						0.13 (J)			<0.1
4/9/2018			0.25		<0.1				
4/10/2018	<0.1	<0.1		<0.1				<0.1	
4/11/2018						0.13 (J)	<0.1		<0.1
10/16/2018	0.1 (J)	<0.1	0.33		<0.1			0.1 (J)	
10/17/2018				<0.1		0.16 (J)	<0.1		<0.1
3/26/2019					<0.1				
3/27/2019	0.031 (J)	0.026 (J)	0.15 (J)					0.034 (J)	
3/28/2019				<0.1		0.089 (J)	<0.1		0.03 (J)
8/19/2019					<0.1				
8/20/2019	0.049 (J)	0.047 (J)						0.053 (J)	
8/21/2019			0.35	<0.1		0.12 (J)	0.03 (J)		0.047 (J)
10/7/2019			0.12 (J)						
10/8/2019	0.27 (J)	0.05 (J)			0.033 (J)			0.056 (J)	
10/9/2019				0.032 (J)		0.085 (J)	0.038 (J)		0.053 (J)
4/6/2020			0.28						
4/7/2020	0.082 (J)	0.072 (J)			0.086 (J)			0.098 (J)	
4/8/2020				0.062 (J)					0.071 (J)
4/9/2020						0.16	0.066 (J)		
6/23/2020						0.12			0.04 (J)
6/24/2020									
6/25/2020		0.042 (J)	0.17	<0.1	0.03 (J)			0.06 (J)	
6/26/2020	0.051 (J)						0.027 (J)		
8/18/2020	0.041 (J)	<0.1		<0.1	<0.1			<0.1	
8/19/2020			0.12				<0.1		<0.1
8/20/2020						0.054 (J)			
9/29/2020	0.06 (J)	0.051 (J)	0.13	0.027 (J)	0.032 (J)			0.065 (J)	
9/30/2020									
10/1/2020						0.14	0.041 (J)		0.048 (J)
12/1/2020									
2/9/2021	0.07 (J)	0.055 (J)			0.036 (J)			0.084 (J)	0.051 (J)
2/10/2021				0.033 (J)		0.17	0.051 (J)		
2/11/2021			0.25						
9/7/2021	0.11				0.075 (J)				
9/8/2021		0.1	0.2					0.1	

ND substitution: RL or RL/2 if <15% NDs.

Prediction Limit

Constituent: Fluoride (mg/L) Analysis Run 3/6/2024 10:20 AM View: Appendix III - Interwell

Plant Arkwright Data: Arkwright No 3

	ARGWA-12 (bg)	ARGWA-5 (bg)	ARGWA-14 (bg)	ARGWC-7	ARGWA-13 (bg)	ARGWC-8	ARGWC-9	ARGWA-3 (bg)	ARGWC-10
9/9/2021						0.18	0.06 (J)		
9/10/2021				0.032 (J)					0.067 (J)
2/1/2022	0.065 (J)	0.059 (J)			0.032 (J)			0.086 (J)	
2/2/2022			0.19			0.19	0.043 (J)		0.063 (J)
2/3/2022				0.074 (J)					
8/30/2022	0.167	0.155							
8/31/2022			0.155	<0.1	0.135	0.172	0.147	0.184	<0.1
9/2/2022									
2/2/2023	0.221			<0.1		0.217	0.182		0.134
2/3/2023		<0.1			<0.1			0.155 (J)	
2/7/2023			0.275						
8/9/2023	0.271				0.239			0.316	0.111
8/10/2023		0.128	0.254	<0.1		0.141	0.079 (J)		
1/24/2024		0.117	0.327					0.146	
1/25/2024	0.241			0.193	0.175	0.295	0.222		0.252

ND substitution: RL or RL/2 if <15% NDs.

Prediction Limit

Constituent: Fluoride (mg/L) Analysis Run 3/6/2024 10:20 AM View: Appendix III - Interwell

Plant Arkwright Data: Arkwright No 3

	ARGWC-16	ARGWC-17	ARGWC-18	ARGWC-15	ARGWA-24 (bg)
8/30/2016					
8/31/2016					
9/1/2016	<0.1	<0.1	0.083 (J)		
9/2/2016				0.21	
10/24/2016					
10/25/2016	0.08 (J)	0.08 (J)			
10/26/2016			0.32 (o)	0.21 (J)	
1/23/2017					
1/24/2017					
1/26/2017	<0.1	<0.1		0.097 (J)	
1/27/2017			0.097 (J)		
4/11/2017	<0.1	<0.1			
4/12/2017			0.088 (J)	<0.1	
6/20/2017					
6/21/2017	<0.1	<0.1	0.096 (J)	<0.1	
6/22/2017					
10/25/2017			0.092 (J)		
10/26/2017	<0.1	<0.1		<0.1	
4/9/2018					
4/10/2018	<0.1	<0.1		<0.1	
4/11/2018			0.09 (J)		
10/16/2018	<0.1				
10/17/2018		<0.1	0.11 (J)	0.1 (J)	
3/26/2019					
3/27/2019			0.05 (J)	0.05 (J)	
3/28/2019	<0.1	<0.1			
8/19/2019					
8/20/2019	0.033 (J)				
8/21/2019		0.031 (J)	0.079 (J)	0.1 (J)	
10/7/2019					
10/8/2019				0.33 (J)	
10/9/2019	0.031 (J)	0.03 (J)	0.068 (J)		
4/6/2020					
4/7/2020					
4/8/2020	0.051 (J)	0.053 (J)		0.12	
4/9/2020			0.11		
6/23/2020					
6/24/2020	0.038 (J)	<0.1	0.094 (J)		
6/25/2020				0.067 (J)	
6/26/2020					
8/18/2020		<0.1			
8/19/2020	<0.1			0.081 (J)	
8/20/2020			<0.1		
9/29/2020	0.026 (J)	0.029 (J)		0.089 (J)	
9/30/2020			0.082 (J)		
10/1/2020					
12/1/2020					<0.1
2/9/2021	0.056 (J)	<0.1		0.094 (J)	0.057 (J)
2/10/2021			0.12		
2/11/2021					
9/7/2021					
9/8/2021	0.044 (J)	0.055 (J)		0.15	0.1

ND substitution: RL or RL/2 if <15% NDs.

Prediction Limit

Constituent: Fluoride (mg/L) Analysis Run 3/6/2024 10:20 AM View: Appendix III - Interwell

Plant Arkwright Data: Arkwright No 3

	ARGWC-16	ARGWC-17	ARGWC-18	ARGWC-15	ARGWA-24 (bg)
9/9/2021			0.17		
9/10/2021					
2/1/2022					0.054 (J)
2/2/2022		0.028 (J)			
2/3/2022	0.027 (J)		0.078 (J)	0.068 (J)	
8/30/2022					
8/31/2022	<0.1			0.169	0.164
9/2/2022		0.082 (J)	0.141		
2/2/2023	<0.1		0.176		0.125
2/3/2023		<0.1		0.136 (J)	
2/7/2023					
8/9/2023		0.137			0.0732 (J)
8/10/2023	0.0335 (J)		0.129	0.131	
1/24/2024					0.121
1/25/2024	0.153	<0.1	0.296	0.225	

ND substitution: RL or RL/2 if <15% NDs.

Prediction Limit

Constituent: pH (SU) Analysis Run 3/6/2024 10:20 AM View: Appendix III - Interwell

Plant Arkwright Data: Arkwright No 3

	ARGWA-5 (bg)	ARGWC-10	ARGWA-3 (bg)	ARGWC-7	ARGWC-8	ARGWC-9	ARGWC-16	ARGWC-17	ARGWC-18
8/30/2016	6.07								
8/31/2016		6.16	6.09	5.98	6.62	6.1			
9/1/2016							5.49	5.52	6.19
9/2/2016									
10/24/2016									
10/25/2016	5.96	6.02	5.92	5.81		5.92	5.29	5.45	
10/26/2016					6.44				6.03
1/23/2017									
1/24/2017	5.89		5.98						
1/26/2017				5.73	6.34	5.82	5.29	5.43	
1/27/2017		5.98							6.01
4/11/2017	5.78		5.82				5.21	5.33	
4/12/2017		5.87		5.65	6.36	5.79			5.97
6/20/2017	5.69		5.8						
6/21/2017					6.28		5.21	5.3	5.9
6/22/2017		5.68		5.69		5.64			
10/25/2017	6.11		5.89	5.99		5.7			5.97
10/26/2017		6.07			6.47		5.2	5.29	
4/9/2018									
4/10/2018	5.58		5.85	5.6			5.34	5.46	
4/11/2018		5.72			6.34	5.69			5.87
10/16/2018	5.86		6.03				5.47		
10/17/2018		5.9		5.67	6.2	5.81		5.32	5.9
3/26/2019									
3/27/2019	5.97		6.1						6.06
3/28/2019		6.05		5.85		5.97	5.31	5.36	
3/29/2019					6.55				
8/19/2019									
8/20/2019	5.8		5.83				5.35		
8/21/2019		5.82		5.77	6.36	5.76		5.07	5.94
10/7/2019									
10/8/2019	5.93		5.96						
10/9/2019		5.94		5.76	6.47	5.9	5.22	5.27	6.01
4/6/2020									
4/7/2020	5.86		5.9						
4/8/2020		5.95		5.75			5.07	5.02	
4/9/2020					6.42	5.9			5.98
6/23/2020		5.95			6.37				
6/24/2020							5.2	5.11	5.91
6/25/2020	5.87		5.75	5.75					
6/26/2020						5.85			
8/18/2020	6.18		6.47	6.7				5.07	
8/19/2020		7.06				7.21	5.24		
8/20/2020					6.34				6.43
9/29/2020	6		6.02	5.92			5.5	5.75	
9/30/2020									5.98
10/1/2020		5.83			6.44	5.78			
12/1/2020									
2/9/2021	5.88	5.94	5.94				5.24	5.17	
2/10/2021				5.77	6.45	5.91			5.99
2/11/2021	5.87		5.94			5.95	5.23		6.03
9/7/2021									

Prediction Limit

Constituent: pH (SU) Analysis Run 3/6/2024 10:20 AM View: Appendix III - Interwell

Plant Arkwright Data: Arkwright No 3

	ARGWA-5 (bg)	ARGWC-10	ARGWA-3 (bg)	ARGWC-7	ARGWC-8	ARGWC-9	ARGWC-16	ARGWC-17	ARGWC-18
9/8/2021	5.93		5.97				5.32	5.15	
9/9/2021					6.4	5.91			6.04
9/10/2021		6.01		5.83					
2/1/2022	5.83		5.93						
2/2/2022		5.95			6.43	5.95		5.15	
2/3/2022				5.74			5.26		6
8/30/2022	5.88								
8/31/2022		5.96	5.96	5.98	6.38	5.98	5.18		
9/2/2022								5.11	6.03
2/2/2023		5.86		5.85	6.53	6	5.18		6.12
2/3/2023	5.93		6.07					5.22	
2/7/2023									
8/9/2023		5.99	5.83					4.99	
8/10/2023	5.61			5.69	6.63	6.1	5.15		6.09
1/24/2024	5.81		6.03						
1/25/2024		5.9		5.74	6.51	5.96	5.22	5.13	6.08

Prediction Limit

Constituent: pH (SU) Analysis Run 3/6/2024 10:20 AM View: Appendix III - Interwell

Plant Arkwright Data: Arkwright No 3

	ARGWC-15	ARGWA-12 (bg)	ARGWA-14 (bg)	ARGWA-13 (bg)	ARGWA-24 (bg)
8/30/2016		6.82 (o)			
8/31/2016			7.55 (o)	6.67 (o)	
9/1/2016					
9/2/2016	6.54				
10/24/2016		5.99			
10/25/2016	6.25		6.92	5.8	
10/26/2016	6.23				
1/23/2017		5.94	6.76		
1/24/2017				5.82	
1/26/2017	6.4				
1/27/2017					
4/11/2017		5.88	6.72	5.78	
4/12/2017	6.1				
6/20/2017			6.66		
6/21/2017	6.11	5.73		5.67	
6/22/2017					
10/25/2017		6.13	6.77	5.72	
10/26/2017	6.2				
4/9/2018			6.6	5.78	
4/10/2018	6.17	5.95			
4/11/2018					
10/16/2018		5.94	6.63	5.74	
10/17/2018	6.34				
3/26/2019				5.96	
3/27/2019	6.6	6	6.83		
3/28/2019					
3/29/2019					
8/19/2019				5.59	
8/20/2019		5.89			
8/21/2019	6.3		6.94		
10/7/2019			6.69		
10/8/2019	6.38	5.93		5.74	
10/9/2019					
4/6/2020			6.65		
4/7/2020		5.91		5.84	
4/8/2020	6.26				
4/9/2020					
6/23/2020					
6/24/2020					
6/25/2020	6.32		6.38	5.8	
6/26/2020		5.94			
8/18/2020		6.48		6.15	
8/19/2020	6.47		6.62		
8/20/2020					
9/29/2020	7.11	5.88	6.8	5.75	
9/30/2020					
10/1/2020					
12/1/2020					5.85
2/9/2021	6.43	5.92		5.79	5.69
2/10/2021					
2/11/2021			7.02		
9/7/2021		5.89		5.71	

Prediction Limit

Constituent: pH (SU) Analysis Run 3/6/2024 10:20 AM View: Appendix III - Interwell
Plant Arkwright Data: Arkwright No 3

	ARGWC-15	ARGWA-12 (bg)	ARGWA-14 (bg)	ARGWA-13 (bg)	ARGWA-24 (bg)
9/8/2021	6.48		7.04		5.8
9/9/2021					
9/10/2021					
2/1/2022		5.97		5.86	5.77
2/2/2022			6.41		
2/3/2022	6.39				
8/30/2022		5.88			
8/31/2022	6.46		6.8	5.53	5.65
9/2/2022					
2/2/2023		5.86			5.62
2/3/2023	6.73			5.84	
2/7/2023			6.25		
8/9/2023		6.13		5.94	5.7
8/10/2023	6.36		6.43		
1/24/2024			6.84		5.7
1/25/2024	6.24	5.85		5.76	

Prediction Limit

Constituent: Sulfate (mg/L) Analysis Run 3/6/2024 10:20 AM View: Appendix III - Interwell

Plant Arkwright Data: Arkwright No 3

	ARGWA-3 (bg)	ARGWA-5 (bg)	ARGWC-7	ARGWC-15	ARGWA-12 (bg)	ARGWA-13 (bg)	ARGWC-18	ARGWC-17	ARGWC-16
12/16/1997	<1	2							
6/30/1998	<1	<1							
12/2/1998	0.654	0.709							
6/8/1999	1.46	<1							
12/7/1999	0.399	0.531							
6/15/2000	0.601	0.733							
12/12/2000	0.45	0.621							
12/5/2001	0.094	0.274							
6/26/2002	4.95	0.505							
12/3/2002	0.911	0.515							
6/11/2003	1.85	0.508							
12/10/2003	0.77	0.578							
6/15/2004	1.3	1.23							
12/14/2004	1.02	1.22							
6/2/2005	0.834	0.908							
12/14/2005	<1	0.825	133						
4/5/2006	<1	1.06	140						
10/30/2006	0.865	0.996	157						
5/10/2007	1.03	1.01	111						
11/17/2007	0.818	1.72	114						
5/2/2008			104						
5/3/2008	0.941	1.2							
10/22/2008	<1	<1	129						
5/5/2009				2.89					
5/6/2009		0.807			16.6				
5/7/2009	0.46					21.4			
5/12/2009							173	42.6	57.9
5/13/2009									
5/14/2009			157						
12/1/2009		0.644	142						
12/3/2009					12.3	11.6			
12/4/2009	1.06			3.13			195	58.4	
12/5/2009									72.1
5/25/2010		0.509			6.44	12.3	199	79.4	
5/26/2010			120						70.3
6/1/2010	5.56			14.5					
6/2/2010									
11/9/2010		0.348			6.83			111	74.8
11/10/2010	0.241		100	5.04		10.6	189		
5/18/2011									
5/19/2011							186		
5/24/2011		0.532			8.55			171	87.2
5/25/2011	0.383		88.8	4.57		11.9			
11/9/2011				4.15					
11/10/2011		0.209			9.74	100			
11/11/2011			96.6						
11/12/2011	<1						49.9	182	97.9
5/17/2012			88.9				177		
5/18/2012		0.471			8.72				
5/30/2012						61.3		194	103
5/31/2012	0.426			4.05					
11/9/2012		0.589	70.1		5.9	202		842 (o)	140

ND substitution: RL or RL/2 if <15% NDs.

Prediction Limit

Constituent: Sulfate (mg/L) Analysis Run 3/6/2024 10:20 AM View: Appendix III - Interwell

Plant Arkwright Data: Arkwright No 3

	ARGWA-3 (bg)	ARGWA-5 (bg)	ARGWC-7	ARGWC-15	ARGWA-12 (bg)	ARGWA-13 (bg)	ARGWC-18	ARGWC-17	ARGWC-16
11/10/2012				5.68			184		
11/11/2012	0.455 (J)								
5/7/2013							195		
5/8/2013		0.504	80.5		5.66			173	
5/9/2013						33.4			
5/13/2013	2.61			2.45					160
11/5/2013			71.6				178		
11/6/2013		<1			9.04			471 (o)	146
11/11/2013						316			
11/12/2013	<1			11.8					
5/20/2014		0.5 (J)			7.25			145	
5/21/2014			80.4			162			217
5/28/2014				14.6			201		
5/29/2014	1.41								
11/17/2014		<1	71					110	97
11/18/2014					10	370			
11/19/2014							150		
11/20/2014				12					
4/7/2015		0.469	70.6			235		145	125
4/14/2015	0.377			8.71	9.61				
4/15/2015							195		
10/28/2015		0.28	12.2			737		82.7	106
10/29/2015					10.2		147		
11/3/2015	0.215			5.14					
11/4/2015									
6/23/2016	<1	<1	61	6.9	9.8	380			
6/24/2016							200	79	170
8/30/2016		<1			9.5				
8/31/2016	<1		57			600			
9/1/2016							200	94	130
9/2/2016				6.1					
10/24/2016					11				
10/25/2016	0.3 (J)	0.4 (J)	56			820		73	200
10/26/2016				22			200		
1/23/2017					11				
1/24/2017	<1	<1				370			
1/26/2017			57	5.1				110	130
1/27/2017							200		
4/11/2017	<1	<1			9.1	340		77	150
4/12/2017			47	4			190		
6/20/2017	<1	<1							
6/21/2017				4.6	10	540	200	75	130
6/22/2017			49						
10/25/2017	<1	<1	49		11	580	190		
10/26/2017				5.4				61	110
4/9/2018						230			
4/10/2018	<1	<1	46	6.7	9.5			58	130
4/11/2018							200		
10/16/2018	<1	<1			10	520			84
10/17/2018			42	6.8			190	47	
3/26/2019						430			
3/27/2019	0.38 (J)	0.55 (J)		7.2	9.1		190		

ND substitution: RL or RL/2 if <15% NDs.

Prediction Limit

Constituent: Sulfate (mg/L) Analysis Run 3/6/2024 10:20 AM View: Appendix III - Interwell

Plant Arkwright Data: Arkwright No 3

	ARGWA-3 (bg)	ARGWA-5 (bg)	ARGWC-7	ARGWC-15	ARGWA-12 (bg)	ARGWA-13 (bg)	ARGWC-18	ARGWC-17	ARGWC-16
3/28/2019			45					59	220
10/7/2019									
10/8/2019	0.7 (J)	0.7 (J)		31	55	950			
10/9/2019			42				180	57	210
4/6/2020									
4/7/2020	0.67 (J)	<1			8	270			
4/8/2020			39	5.9				47	200
4/9/2020							190		
6/23/2020									
6/24/2020							190	67	310
6/25/2020	1.6	<1	42	5.6		410			
6/26/2020					9				
9/29/2020	<1	<1	38	7.7	8.3	540		66	200
9/30/2020							170		
10/1/2020									
12/1/2020									
2/9/2021	<1	<1		7.1	11	520		73	190
2/10/2021			43				220		
2/11/2021									
9/7/2021					9	870			
9/8/2021	<1	<1		6.2				79	160
9/9/2021							190		
9/10/2021			39						
2/1/2022	1.4	0.77 (J)			7.8	360			
2/2/2022								74	
2/3/2022			21	5.6			200		250
8/30/2022		0.519			7.11				
8/31/2022	0.399 (J)		36.3	5.64		855			243
9/2/2022							198	151	
2/2/2023			35		6.71		195		348
2/3/2023	0.448	0.5		4.35		209		118	
2/7/2023									
8/9/2023	0.419				6.19	784		237	
8/10/2023		0.581	34.5	6.91			194		328
1/24/2024	0.371 (J)	0.525							
1/25/2024			35.2	4.79	7.05	537	208	142	372

ND substitution: RL or RL/2 if <15% NDs.

Prediction Limit

Constituent: Sulfate (mg/L) Analysis Run 3/6/2024 10:20 AM View: Appendix III - Interwell

Plant Arkwright Data: Arkwright No 3

	ARGWC-10	ARGWC-9	ARGWC-8	ARGWA-14 (bg)	ARGWA-24 (bg)
12/16/1997					
6/30/1998					
12/2/1998					
6/8/1999					
12/7/1999					
6/15/2000					
12/12/2000					
12/5/2001					
6/26/2002					
12/3/2002					
6/11/2003					
12/10/2003					
6/15/2004					
12/14/2004					
6/2/2005					
12/14/2005					
4/5/2006					
10/30/2006					
5/10/2007					
11/17/2007					
5/2/2008					
5/3/2008					
10/22/2008					
5/5/2009					
5/6/2009					
5/7/2009					
5/12/2009					
5/13/2009	0.984	0.938			
5/14/2009			109		
12/1/2009					
12/3/2009	0.544	0.422	107		
12/4/2009					
12/5/2009					
5/25/2010					
5/26/2010	0.37	0.262	109		
6/1/2010					
6/2/2010				129	
11/9/2010	0.299	<1	100		
11/10/2010				140	
5/18/2011			110		
5/19/2011	0.502	0.359		269	
5/24/2011					
5/25/2011					
11/9/2011				308	
11/10/2011					
11/11/2011	0.172	<1	107		
11/12/2011					
5/17/2012	0.438	0.398	98		
5/18/2012					
5/30/2012				296	
5/31/2012					
11/9/2012	0.537	0.545	90.4		

ND substitution: RL or RL/2 if <15% NDs.

Prediction Limit

Constituent: Sulfate (mg/L) Analysis Run 3/6/2024 10:20 AM View: Appendix III - Interwell

Plant Arkwright Data: Arkwright No 3

	ARGWC-10	ARGWC-9	ARGWC-8	ARGWA-14 (bg)	ARGWA-24 (bg)
11/10/2012					
11/11/2012				225	
5/7/2013	0.437	0.797	96.2		
5/8/2013					
5/9/2013				268	
5/13/2013					
11/5/2013			86.9		
11/6/2013	<1	0.86			
11/11/2013				132	
11/12/2013					
5/20/2014	0				
5/21/2014		1.02	106		
5/28/2014					
5/29/2014				216	
11/17/2014					
11/18/2014	<1	1.2	99		
11/19/2014				160	
11/20/2014					
4/7/2015	0.464	1.14	82.3		
4/14/2015				105	
4/15/2015					
10/28/2015	0.293	1.02	78		
10/29/2015					
11/3/2015					
11/4/2015				74.4	
6/23/2016	<1	1	78	18	
6/24/2016					
8/30/2016					
8/31/2016		1.1	72	19	
9/1/2016	<1				
9/2/2016					
10/24/2016					
10/25/2016	0.38 (J)	4.7 (o)		42	
10/26/2016			77		
1/23/2017				12	
1/24/2017					
1/26/2017		1.1	75		
1/27/2017	<1				
4/11/2017				7.1	
4/12/2017	<1	0.9 (J)	69		
6/20/2017				8.5	
6/21/2017			73		
6/22/2017	<1	0.99 (J)			
10/25/2017		0.95 (J)		9.1	
10/26/2017	<1		72		
4/9/2018				11	
4/10/2018					
4/11/2018	<1	0.9 (J)	69		
10/16/2018				14	
10/17/2018	<1	0.95 (J)	67		
3/26/2019					
3/27/2019				15	

ND substitution: RL or RL/2 if <15% NDs.

Prediction Limit

Constituent: Sulfate (mg/L) Analysis Run 3/6/2024 10:20 AM View: Appendix III - Interwell

Plant Arkwright Data: Arkwright No 3

	ARGWC-10	ARGWC-9	ARGWC-8	ARGWA-14 (bg)	ARGWA-24 (bg)
3/28/2019	0.38 (J)	1	66		
10/7/2019				12	
10/8/2019					
10/9/2019	0.59 (J)	1.5	63		
4/6/2020				10	
4/7/2020					
4/8/2020	<1				
4/9/2020		1.1	59		
6/23/2020	<1		62		
6/24/2020					
6/25/2020				3.3	
6/26/2020		0.94 (J)			
9/29/2020				4.1	
9/30/2020					
10/1/2020	<1	0.82 (J)	57		
12/1/2020					7.5
2/9/2021	1.3				8.5
2/10/2021		1.7	60		
2/11/2021				10	
9/7/2021					
9/8/2021				3	6.8
9/9/2021		1.2	58		
9/10/2021	<1				
2/1/2022					6.8
2/2/2022	<1	1.4	59	8.6	
2/3/2022					
8/30/2022					
8/31/2022	0.494	1.31	54.1	2.58	6.94
9/2/2022					
2/2/2023	0.529	1.46	53.2		6.22
2/3/2023					
2/7/2023				2.52	
8/9/2023	0.541				6.34
8/10/2023		1.45	52.3	14.4	
1/24/2024				8.23	5.18
1/25/2024	0.519	1.49	52.7		

ND substitution: RL or RL/2 if <15% NDs.

Prediction Limit

Constituent: Total Dissolved Solids (mg/L) Analysis Run 3/6/2024 10:20 AM View: Appendix III - Interwell

Plant Arkwright Data: Arkwright No 3

	ARGWA-12 (bg)	ARGWA-5 (bg)	ARGWA-14 (bg)	ARGWC-8	ARGWC-7	ARGWC-9	ARGWA-13 (bg)	ARGWA-3 (bg)	ARGWC-16
8/30/2016	100	58							
8/31/2016			330	310	150	74	1000	80	
9/1/2016									240
9/2/2016									
10/24/2016	136								
10/25/2016		34	459		171	67	1280	65	304
10/26/2016				283					
1/23/2017	16		340						
1/24/2017		120					590	70	
1/26/2017				300	120	84			170
1/27/2017									
4/11/2017	120	76	300				610	64	260
4/12/2017				310	150	88			
6/20/2017		36	210					52	
6/21/2017	140			300			880		230
6/22/2017					130	76			
10/25/2017	120	64	280		130	60	900	72	
10/26/2017				270					170
4/9/2018			280				440		
4/10/2018	130	60			140			86	260
4/11/2018				240		24			
10/16/2018	150	54	48				910	74	140
10/17/2018				120	180	96			
3/26/2019							750		
3/27/2019	110	61	330					69	
3/28/2019				290	130	77			370
10/7/2019			230						
10/8/2019	130	68					1500	66	
10/9/2019				290	130	75			350
4/6/2020			280						
4/7/2020	120	65					480	64	
4/8/2020					130				350
4/9/2020				270		70			
9/29/2020	130	61	210		140		880	62	340
9/30/2020									
10/1/2020				270		55			
12/1/2020									
2/9/2021	140	73					890	62	310
2/10/2021				270	110	71			
2/11/2021			290						
9/7/2021	140						1500		
9/8/2021		86	170					79	280
9/9/2021				270		70			
9/10/2021					130				
2/1/2022	130	76					600	75	
2/2/2022			310	260		67			
2/3/2022					120				400
8/30/2022	139	81							
8/31/2022			177	248	101	63	1290	65	375
9/2/2022									
2/2/2023	128			249	106	77			545
2/3/2023		76					377	63	

Prediction Limit

Constituent: Total Dissolved Solids (mg/L) Analysis Run 3/6/2024 10:20 AM View: Appendix III - Interwell

Plant Arkwright Data: Arkwright No 3

	ARGWA-12 (bg)	ARGWA-5 (bg)	ARGWA-14 (bg)	ARGWC-8	ARGWC-7	ARGWC-9	ARGWA-13 (bg)	ARGWA-3 (bg)	ARGWC-16
2/7/2023			144						
8/9/2023	110						1240	50	
8/10/2023		105	301	234	101	50			537
1/24/2024		107	304					81	
1/25/2024	117			240	97	53	815		547

Prediction Limit

Constituent: Total Dissolved Solids (mg/L) Analysis Run 3/6/2024 10:20 AM View: Appendix III - Interwell

Plant Arkwright Data: Arkwright No 3

	ARGWC-10	ARGWC-18	ARGWC-17	ARGWC-15	ARGWA-24 (bg)
8/30/2016					
8/31/2016					
9/1/2016	100	450	220		
9/2/2016				150	
10/24/2016					
10/25/2016	65		114		
10/26/2016		404		125	
1/23/2017					
1/24/2017					
1/26/2017			170	86	
1/27/2017	86	460			
4/11/2017			160		
4/12/2017	110	430		140	
6/20/2017					
6/21/2017		430	140	120	
6/22/2017	82				
10/25/2017		380			
10/26/2017	38		120	96	
4/9/2018					
4/10/2018			110	130	
4/11/2018	50	430			
10/16/2018					
10/17/2018	120	470	140	160	
3/26/2019					
3/27/2019		430		150	
3/28/2019	82		120		
10/7/2019					
10/8/2019				130	
10/9/2019	92	420	120		
4/6/2020					
4/7/2020					
4/8/2020	82		91	130	
4/9/2020		440			
9/29/2020			140	130	
9/30/2020		390			
10/1/2020	93				
12/1/2020					120
2/9/2021	81		160 (D)	140	110
2/10/2021		460			
2/11/2021					
9/7/2021					
9/8/2021			150	150	120
9/9/2021		480			
9/10/2021	100				
2/1/2022					120
2/2/2022	96		150		
2/3/2022		450		150	
8/30/2022					
8/31/2022	69			125	122
9/2/2022		444	240		
2/2/2023	84	446			90
2/3/2023			174	117	

Prediction Limit

Constituent: Total Dissolved Solids (mg/L) Analysis Run 3/6/2024 10:20 AM View: Appendix III - Interwell

Plant Arkwright Data: Arkwright No 3

	ARGWC-10	ARGWC-18	ARGWC-17	ARGWC-15	ARGWA-24 (bg)
2/7/2023					
8/9/2023	72		360		88
8/10/2023		444		142	
1/24/2024					121
1/25/2024	88	446	219	129	

FIGURE F.

Appendix III Trend Tests - Significant Results

Plant Arkwright Data: Arkwright No 3 Printed 3/6/2024, 10:22 AM

Constituent	Well	Slope	Calc.	Critical	Sig.	N	%NDs	Normality	Xform	Alpha	Method
Boron (mg/L)	**ARGWA-13 (bg)**	**0.08178**	**109**	**81**	**Yes**	**20**	**0**	**n/a**	**n/a**	**0.01**	**NP**
Boron (mg/L)	**ARGWC-8**	**-0.0416**	**-94**	**-81**	**Yes**	**20**	**0**	**n/a**	**n/a**	**0.01**	**NP**
pH (SU)	**ARGWC-17**	**-0.05268**	**-112**	**-92**	**Yes**	**22**	**0**	**n/a**	**n/a**	**0.01**	**NP**
Sulfate (mg/L)	**ARGWA-13 (bg)**	**47.25**	**308**	**184**	**Yes**	**35**	**0**	**n/a**	**n/a**	**0.01**	**NP**
Sulfate (mg/L)	**ARGWA-14 (bg)**	**-13.93**	**-366**	**-167**	**Yes**	**33**	**0**	**n/a**	**n/a**	**0.01**	**NP**
Sulfate (mg/L)	**ARGWC-16**	**14.24**	**373**	**184**	**Yes**	**35**	**0**	**n/a**	**n/a**	**0.01**	**NP**
Sulfate (mg/L)	**ARGWC-7**	**-6.123**	**-7.774**	**-2.58**	**Yes**	**42**	**0**	**n/a**	**n/a**	**0.01**	**NP**
Sulfate (mg/L)	**ARGWC-8**	**-4.171**	**-533**	**-184**	**Yes**	**35**	**0**	**n/a**	**n/a**	**0.01**	**NP**
Sulfate (mg/L)	**ARGWC-9**	**0.07507**	**306**	**176**	**Yes**	**34**	**5.882**	**n/a**	**n/a**	**0.01**	**NP**

Appendix III Trend Tests - All Results

Plant Arkwright Data: Arkwright No 3 Printed 3/6/2024, 10:22 AM

Constituent	Well	Slope	Calc.	Critical	Sig.	N	%NDs	Normality	Xform	Alpha	Method
Boron (mg/L)	ARGWA-12 (bg)	0	-11	-81	No	20	45	n/a	n/a	0.01	NP
Boron (mg/L)	**ARGWA-13 (bg)**	**0.08178**	**109**	**81**	**Yes**	**20**	**0**	**n/a**	**n/a**	**0.01**	**NP**
Boron (mg/L)	ARGWA-14 (bg)	0.000661	14	81	No	20	20	n/a	n/a	0.01	NP
Boron (mg/L)	ARGWA-24 (bg)	-0.02399	-20	-21	No	8	50	n/a	n/a	0.01	NP
Boron (mg/L)	ARGWA-3 (bg)	0	-36	-81	No	20	80	n/a	n/a	0.01	NP
Boron (mg/L)	ARGWA-5 (bg)	0	-49	-81	No	20	75	n/a	n/a	0.01	NP
Boron (mg/L)	ARGWC-18	0.02979	47	81	No	20	0	n/a	n/a	0.01	NP
Boron (mg/L)	**ARGWC-8**	**-0.0416**	**-94**	**-81**	**Yes**	**20**	**0**	**n/a**	**n/a**	**0.01**	**NP**
pH (SU)	ARGWA-12 (bg)	-0.01022	-40	-87	No	21	0	n/a	n/a	0.01	NP
pH (SU)	ARGWA-13 (bg)	0.005673	18	87	No	21	0	n/a	n/a	0.01	NP
pH (SU)	ARGWA-14 (bg)	-0.02262	-19	-87	No	21	0	n/a	n/a	0.01	NP
pH (SU)	ARGWA-24 (bg)	-0.04688	-11	-21	No	8	0	n/a	n/a	0.01	NP
pH (SU)	ARGWA-3 (bg)	0.00714	27	98	No	23	0	n/a	n/a	0.01	NP
pH (SU)	ARGWA-5 (bg)	-0.01011	-25	-98	No	23	0	n/a	n/a	0.01	NP
pH (SU)	ARGWC-16	-0.0146	-65	-98	No	23	0	n/a	n/a	0.01	NP
pH (SU)	**ARGWC-17**	**-0.05268**	**-112**	**-92**	**Yes**	**22**	**0**	**n/a**	**n/a**	**0.01**	**NP**
Sulfate (mg/L)	ARGWA-12 (bg)	-0.1072	-73	-184	No	35	0	n/a	n/a	0.01	NP
Sulfate (mg/L)	**ARGWA-13 (bg)**	**47.25**	**308**	**184**	**Yes**	**35**	**0**	**n/a**	**n/a**	**0.01**	**NP**
Sulfate (mg/L)	**ARGWA-14 (bg)**	**-13.93**	**-366**	**-167**	**Yes**	**33**	**0**	**n/a**	**n/a**	**0.01**	**NP**
Sulfate (mg/L)	ARGWA-24 (bg)	-0.6599	-19	-21	No	8	0	n/a	n/a	0.01	NP
Sulfate (mg/L)	ARGWA-3 (bg)	0	-0.8129	-2.58	No	56	32.14	n/a	n/a	0.01	NP
Sulfate (mg/L)	ARGWA-5 (bg)	0	-0.5111	-2.58	No	57	31.58	n/a	n/a	0.01	NP
Sulfate (mg/L)	ARGWC-10	0.002898	143	184	No	35	42.86	n/a	n/a	0.01	NP
Sulfate (mg/L)	ARGWC-15	0.09951	76	184	No	35	0	n/a	n/a	0.01	NP
Sulfate (mg/L)	**ARGWC-16**	**14.24**	**373**	**184**	**Yes**	**35**	**0**	**n/a**	**n/a**	**0.01**	**NP**
Sulfate (mg/L)	ARGWC-17	-1.807	-65	-167	No	33	0	n/a	n/a	0.01	NP
Sulfate (mg/L)	ARGWC-18	0.6797	125	184	No	35	0	n/a	n/a	0.01	NP
Sulfate (mg/L)	**ARGWC-7**	**-6.123**	**-7.774**	**-2.58**	**Yes**	**42**	**0**	**n/a**	**n/a**	**0.01**	**NP**
Sulfate (mg/L)	**ARGWC-8**	**-4.171**	**-533**	**-184**	**Yes**	**35**	**0**	**n/a**	**n/a**	**0.01**	**NP**
Sulfate (mg/L)	**ARGWC-9**	**0.07507**	**306**	**176**	**Yes**	**34**	**5.882**	**n/a**	**n/a**	**0.01**	**NP**

Sanitas™ v.10.0.10 Sanitas software utilized by Groundwater Stats Consulting. UG
Hollow symbols indicate censored values.

Sen's Slope Estimator

ARGWA-12 (bg)

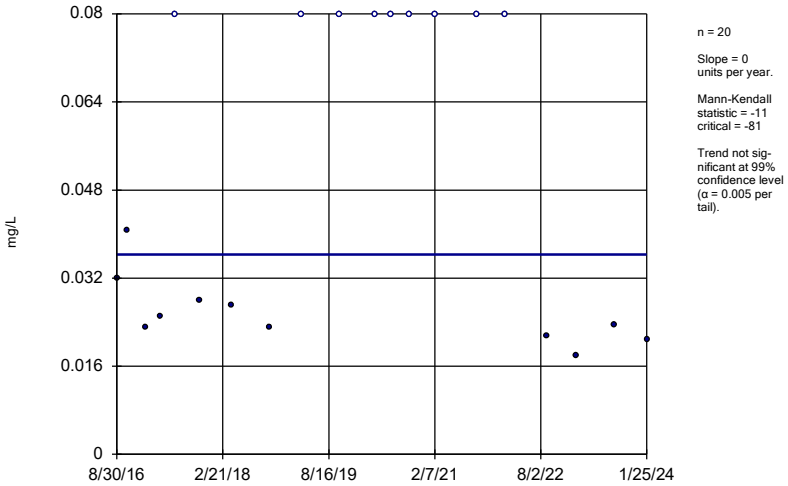

n = 20

Slope = 0
units per year.

Mann-Kendall
statistic = -11
critical = -81

Trend not sig-
nificant at 99%
confidence level
(α = 0.005 per
tail).

Constituent: Boron Analysis Run 3/6/2024 10:21 AM View: Appendix III - Trend Tests
Plant Arkwright Data: Arkwright No 3

Sanitas™ v.10.0.10 Sanitas software utilized by Groundwater Stats Consulting. UG

Sen's Slope Estimator

ARGWA-13 (bg)

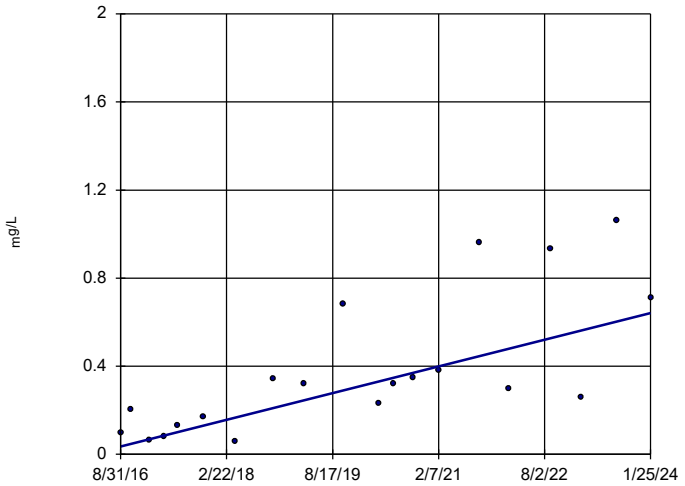

n = 20

Slope = 0.08178
units per year.

Mann-Kendall
statistic = 109
critical = 81

Increasing trend
significant at 99%
confidence level
(α = 0.005 per
tail).

Constituent: Boron Analysis Run 3/6/2024 10:21 AM View: Appendix III - Trend Tests
Plant Arkwright Data: Arkwright No 3

Sanitas™ v.10.0.10 Sanitas software utilized by Groundwater Stats Consulting. UG
Hollow symbols indicate censored values.

Sen's Slope Estimator

ARGWA-14 (bg)

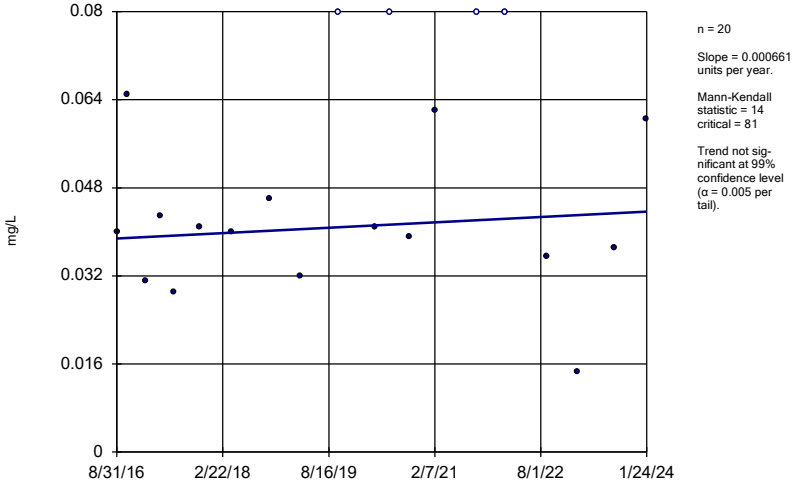

n = 20

Slope = 0.000661
units per year.

Mann-Kendall
statistic = 14
critical = 81

Trend not sig-
nificant at 99%
confidence level
(α = 0.005 per
tail).

Constituent: Boron Analysis Run 3/6/2024 10:21 AM View: Appendix III - Trend Tests
Plant Arkwright Data: Arkwright No 3

Sanitas™ v.10.0.10 Sanitas software utilized by Groundwater Stats Consulting. UG
Hollow symbols indicate censored values.

Sen's Slope Estimator

ARGWA-24 (bg)

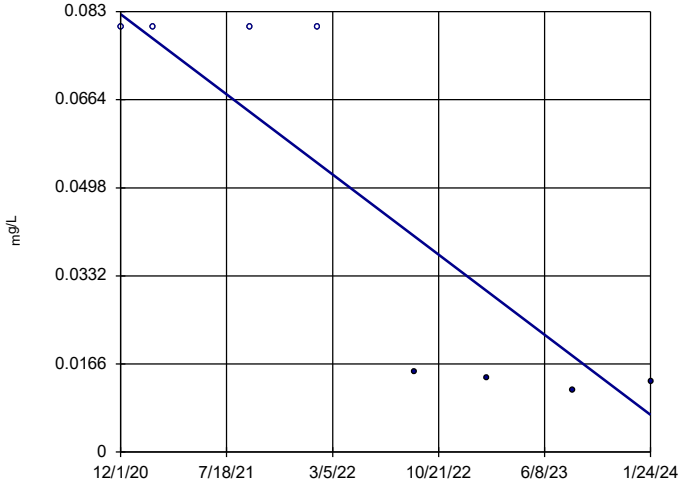

n = 8

Slope = -0.02399
units per year.

Mann-Kendall
statistic = -20
critical = -21

Trend not sig-
nificant at 99%
confidence level
(α = 0.005 per
tail).

Constituent: Boron Analysis Run 3/6/2024 10:21 AM View: Appendix III - Trend Tests
Plant Arkwright Data: Arkwright No 3

Sanitas™ v.10.0.10 Sanitas software utilized by Groundwater Stats Consulting. UG
Hollow symbols indicate censored values.

Sen's Slope Estimator

ARGWA-3 (bg)

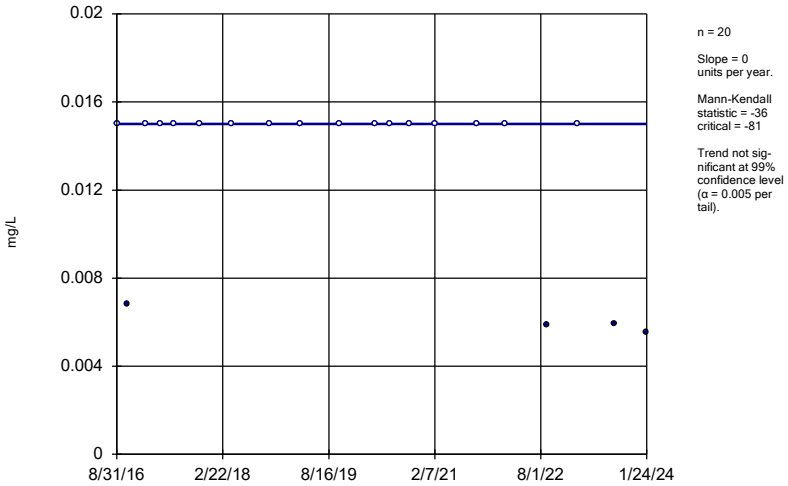

n = 20

Slope = 0 units per year.

Mann-Kendall statistic = -36
critical = -81

Trend not significant at 99% confidence level (α = 0.005 per tail).

Constituent: Boron Analysis Run 3/6/2024 10:21 AM View: Appendix III - Trend Tests
Plant Arkwright Data: Arkwright No 3

Sanitas™ v.10.0.10 Sanitas software utilized by Groundwater Stats Consulting. UG
Hollow symbols indicate censored values.

Sen's Slope Estimator

ARGWA-5 (bg)

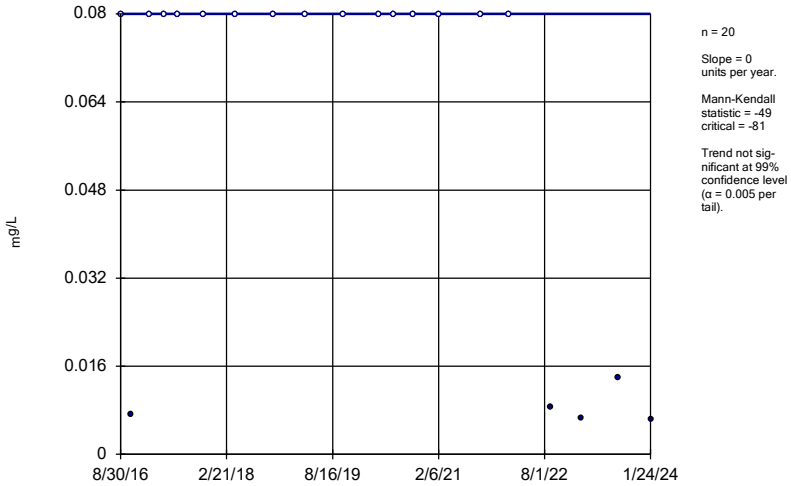

n = 20

Slope = 0 units per year.

Mann-Kendall statistic = -49
critical = -81

Trend not significant at 99% confidence level (α = 0.005 per tail).

Constituent: Boron Analysis Run 3/6/2024 10:21 AM View: Appendix III - Trend Tests
Plant Arkwright Data: Arkwright No 3

Sanitas™ v.10.0.10 Sanitas software utilized by Groundwater Stats Consulting. UG

Sen's Slope Estimator

ARGWC-18

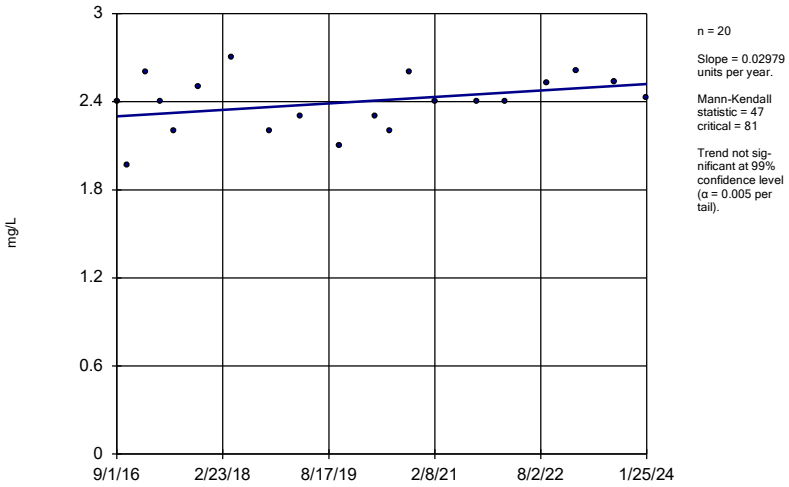

n = 20

Slope = 0.02979 units per year.

Mann-Kendall statistic = 47
critical = 81

Trend not significant at 99% confidence level (α = 0.005 per tail).

Constituent: Boron Analysis Run 3/6/2024 10:21 AM View: Appendix III - Trend Tests
Plant Arkwright Data: Arkwright No 3

Sanitas™ v.10.0.10 Sanitas software utilized by Groundwater Stats Consulting. UG

Sen's Slope Estimator

ARGWC-8

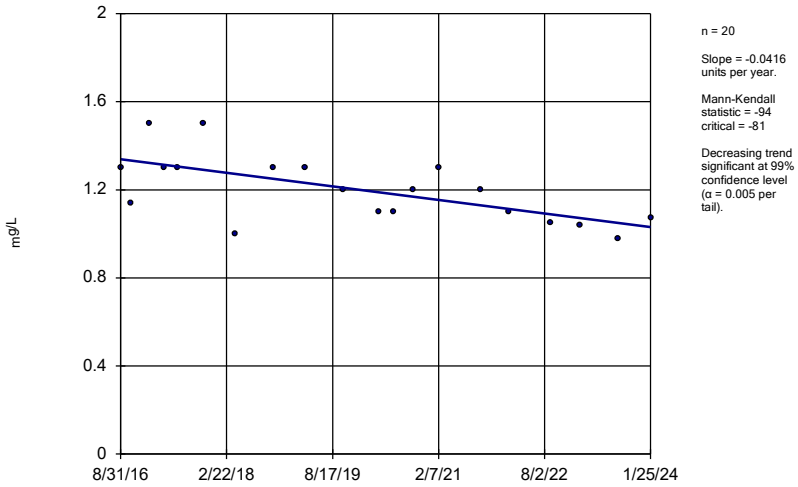

n = 20

Slope = -0.0416 units per year.

Mann-Kendall statistic = -94
critical = -81

Decreasing trend significant at 99% confidence level (α = 0.005 per tail).

Constituent: Boron Analysis Run 3/6/2024 10:21 AM View: Appendix III - Trend Tests
Plant Arkwright Data: Arkwright No 3

Sen's Slope Estimator

ARGWA-12 (bg)

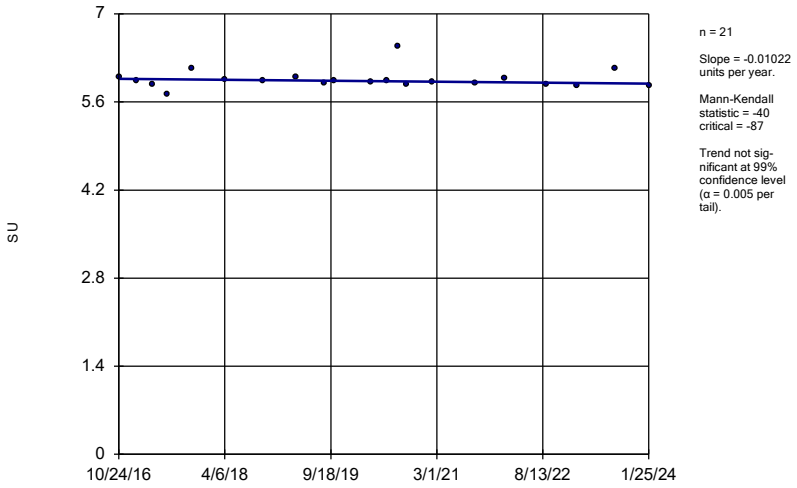

n = 21

Slope = -0.01022 units per year.

Mann-Kendall statistic = -40
critical = -87

Trend not significant at 99% confidence level (α = 0.005 per tail).

Constituent: pH Analysis Run 3/6/2024 10:21 AM View: Appendix III - Trend Tests
Plant Arkwright Data: Arkwright No 3

Sanitas™ v.10.0.10 Sanitas software utilized by Groundwater Stats Consulting. UG

Sen's Slope Estimator

ARGWA-13 (bg)

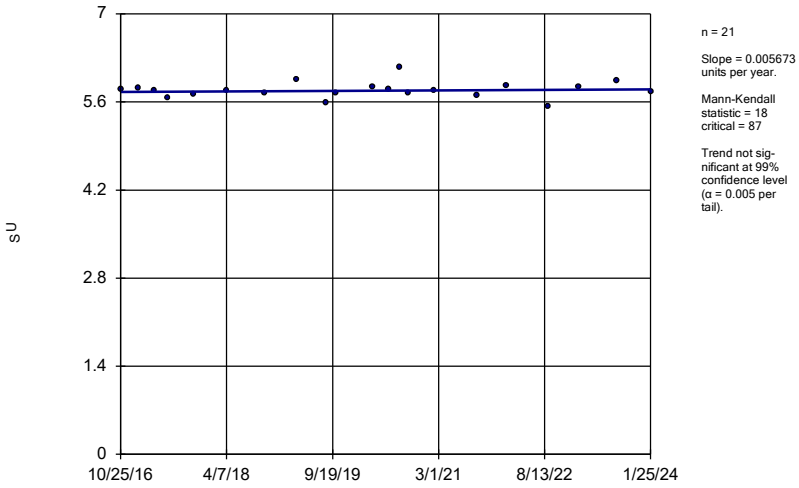

n = 21

Slope = 0.005673 units per year.

Mann-Kendall statistic = 18
critical = 87

Trend not significant at 99% confidence level (α = 0.005 per tail).

Constituent: pH Analysis Run 3/6/2024 10:21 AM View: Appendix III - Trend Tests
Plant Arkwright Data: Arkwright No 3

Sanitas™ v.10.0.10 Sanitas software utilized by Groundwater Stats Consulting. UG

Sen's Slope Estimator

ARGWA-14 (bg)

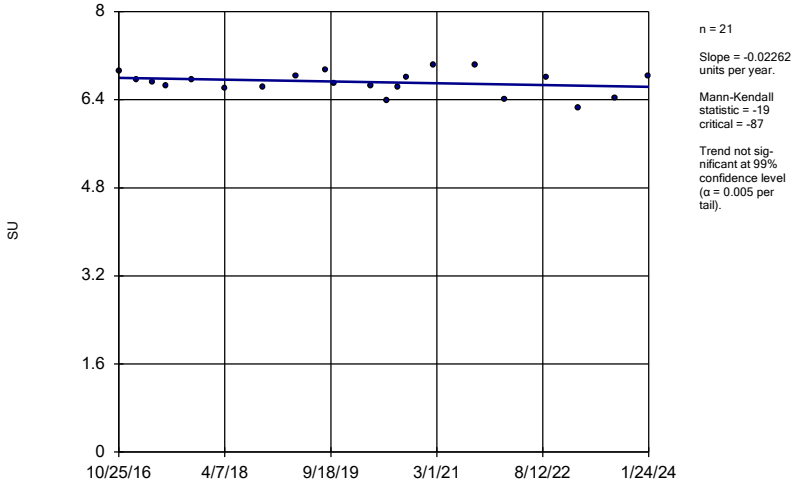

n = 21

Slope = -0.02262 units per year.

Mann-Kendall statistic = -19
critical = -87

Trend not significant at 99% confidence level (α = 0.005 per tail).

Constituent: pH Analysis Run 3/6/2024 10:21 AM View: Appendix III - Trend Tests
Plant Arkwright Data: Arkwright No 3

Sanitas™ v.10.0.10 Sanitas software utilized by Groundwater Stats Consulting. UG

Sen's Slope Estimator

ARGWA-24 (bg)

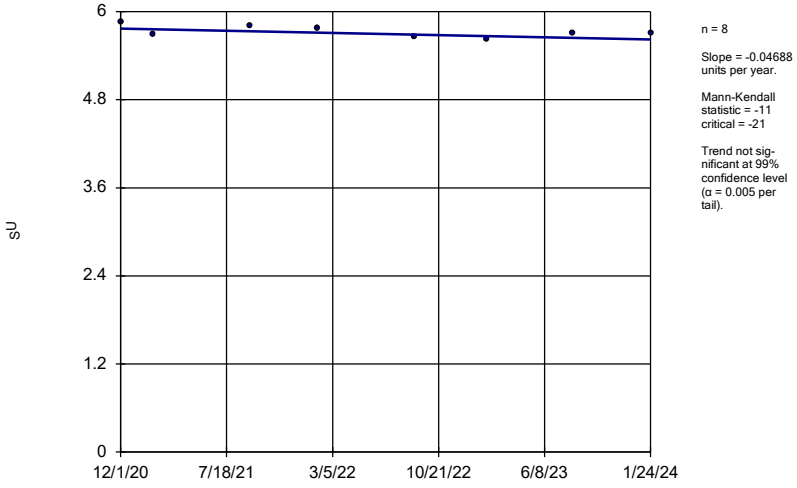

n = 8

Slope = -0.04688 units per year.

Mann-Kendall statistic = -11
critical = -21

Trend not significant at 99% confidence level (α = 0.005 per tail).

Constituent: pH Analysis Run 3/6/2024 10:21 AM View: Appendix III - Trend Tests
Plant Arkwright Data: Arkwright No 3

Sen's Slope Estimator

ARGWA-3 (bg)

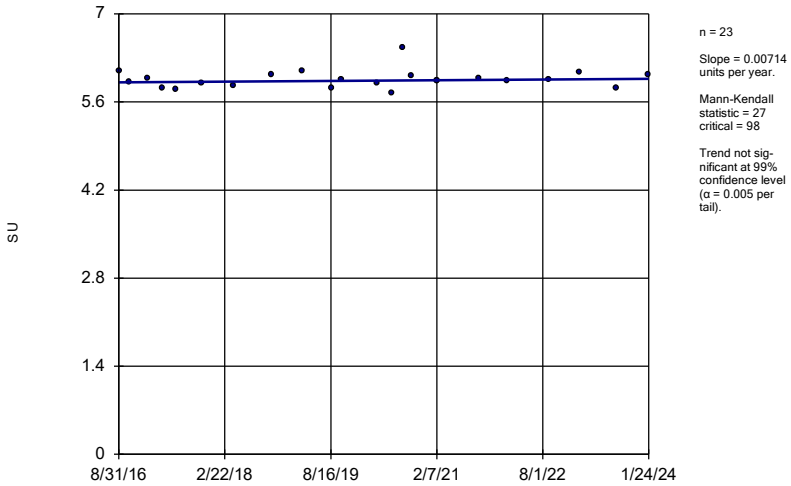

n = 23

Slope = 0.00714 units per year.

Mann-Kendall statistic = 27 critical = 98

Trend not significant at 99% confidence level (α = 0.005 per tail).

Constituent: pH Analysis Run 3/6/2024 10:21 AM View: Appendix III - Trend Tests
Plant Arkwright Data: Arkwright No 3

Sanitas™ v.10.0.10 Sanitas software utilized by Groundwater Stats Consulting. UG

Sen's Slope Estimator

ARGWA-5 (bg)

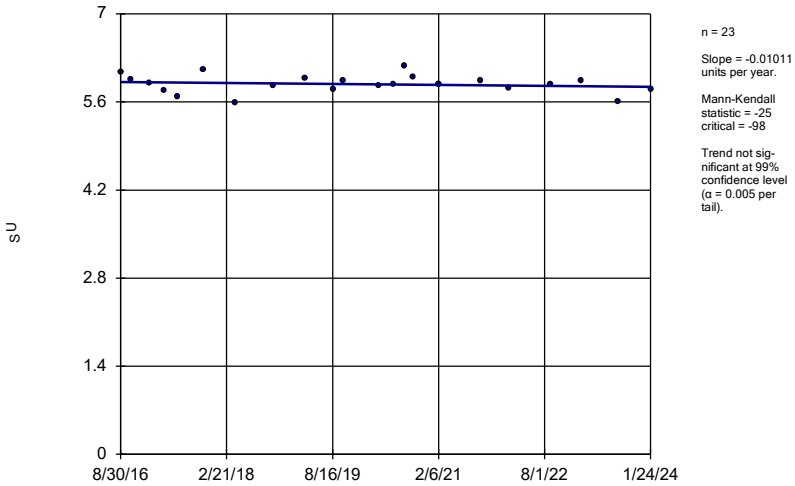

n = 23

Slope = -0.01011 units per year.

Mann-Kendall statistic = -25 critical = -98

Trend not significant at 99% confidence level (α = 0.005 per tail).

Constituent: pH Analysis Run 3/6/2024 10:21 AM View: Appendix III - Trend Tests
Plant Arkwright Data: Arkwright No 3

Sanitas™ v.10.0.10 Sanitas software utilized by Groundwater Stats Consulting. UG

Sen's Slope Estimator

ARGWC-16

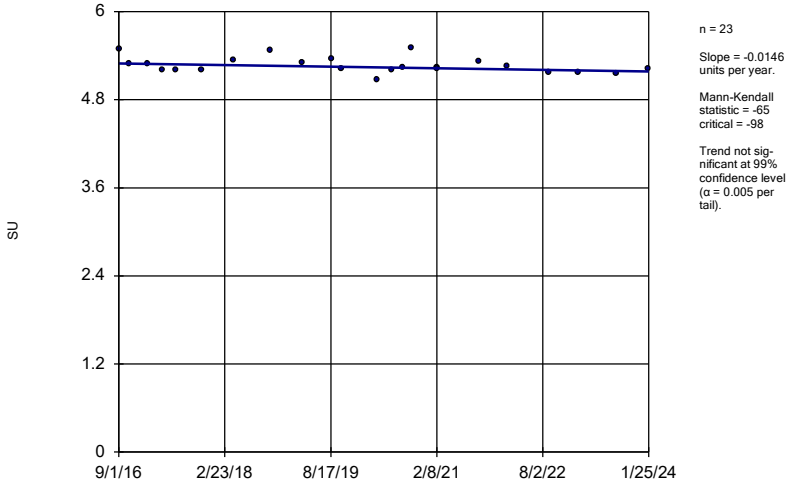

n = 23

Slope = -0.0146 units per year.

Mann-Kendall statistic = -65 critical = -98

Trend not significant at 99% confidence level (α = 0.005 per tail).

Constituent: pH Analysis Run 3/6/2024 10:21 AM View: Appendix III - Trend Tests
Plant Arkwright Data: Arkwright No 3

Sanitas™ v.10.0.10 Sanitas software utilized by Groundwater Stats Consulting. UG

Sen's Slope Estimator

ARGWC-17

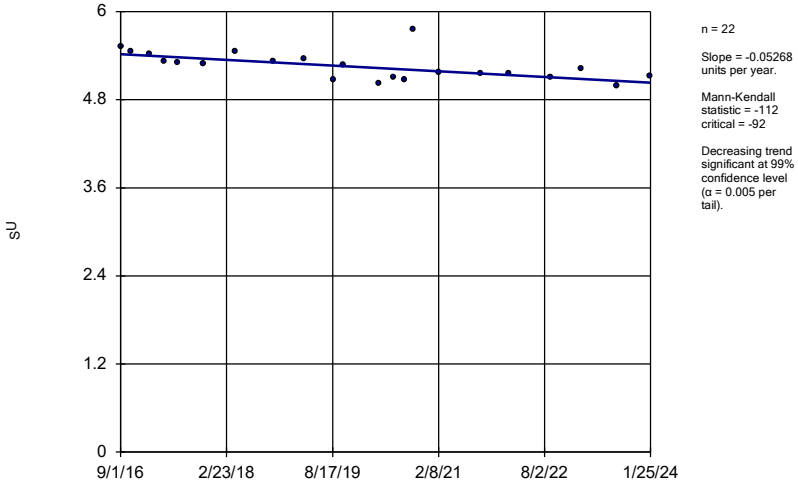

n = 22

Slope = -0.05268 units per year.

Mann-Kendall statistic = -112 critical = -92

Decreasing trend significant at 99% confidence level (α = 0.005 per tail).

Constituent: pH Analysis Run 3/6/2024 10:21 AM View: Appendix III - Trend Tests
Plant Arkwright Data: Arkwright No 3

Sen's Slope Estimator

ARGWA-12 (bg)

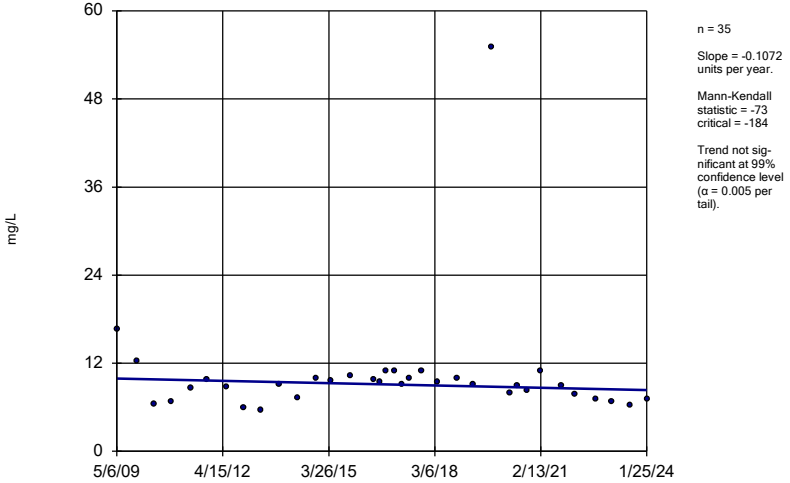

n = 35

Slope = -0.1072 units per year.

Mann-Kendall statistic = -73 critical = -184

Trend not significant at 99% confidence level (α = 0.005 per tail).

Constituent: Sulfate Analysis Run 3/6/2024 10:21 AM View: Appendix III - Trend Tests

Plant Arkwright Data: Arkwright No 3

Sanitas™ v.10.0.10 Sanitas software utilized by Groundwater Stats Consulting. UG

Sen's Slope Estimator

ARGWA-13 (bg)

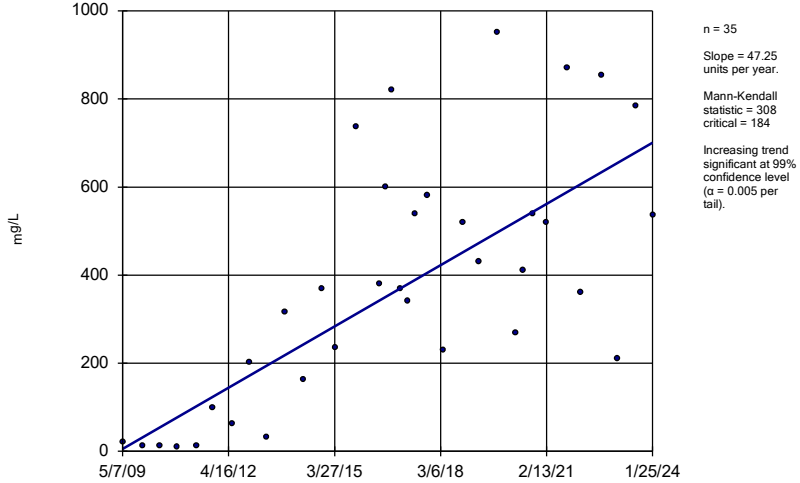

n = 35

Slope = 47.25 units per year.

Mann-Kendall statistic = 308 critical = 184

Increasing trend significant at 99% confidence level (α = 0.005 per tail).

Constituent: Sulfate Analysis Run 3/6/2024 10:21 AM View: Appendix III - Trend Tests

Plant Arkwright Data: Arkwright No 3

Sanitas™ v.10.0.10 Sanitas software utilized by Groundwater Stats Consulting. UG

Sen's Slope Estimator

ARGWA-14 (bg)

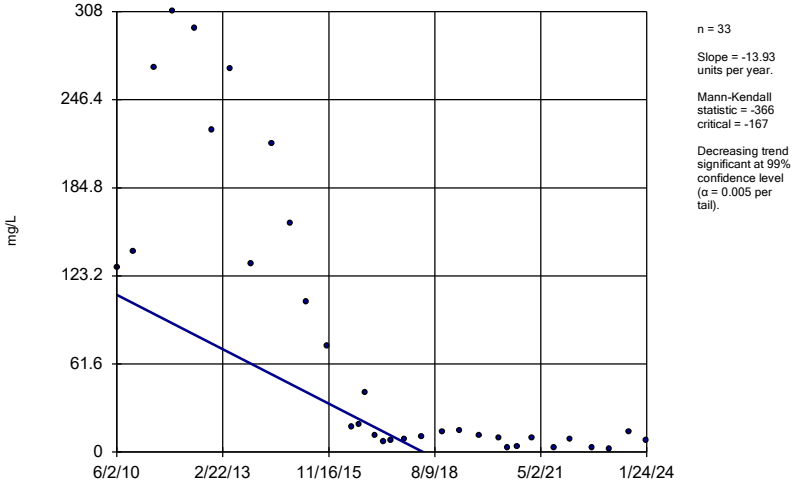

n = 33

Slope = -13.93 units per year.

Mann-Kendall statistic = -366 critical = -167

Decreasing trend significant at 99% confidence level (α = 0.005 per tail).

Constituent: Sulfate Analysis Run 3/6/2024 10:21 AM View: Appendix III - Trend Tests

Plant Arkwright Data: Arkwright No 3

Sanitas™ v.10.0.10 Sanitas software utilized by Groundwater Stats Consulting. UG

Sen's Slope Estimator

ARGWA-24 (bg)

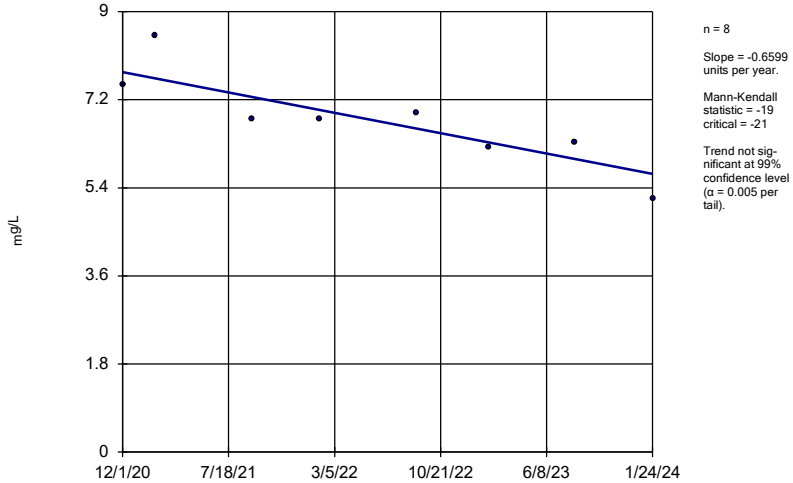

n = 8

Slope = -0.6599 units per year.

Mann-Kendall statistic = -19 critical = -21

Trend not significant at 99% confidence level (α = 0.005 per tail).

Constituent: Sulfate Analysis Run 3/6/2024 10:21 AM View: Appendix III - Trend Tests

Plant Arkwright Data: Arkwright No 3

Sanitas™ v.10.0.10 Sanitas software utilized by Groundwater Stats Consulting. UG
Hollow symbols indicate censored values.

Sen's Slope Estimator

ARGWA-3 (bg)

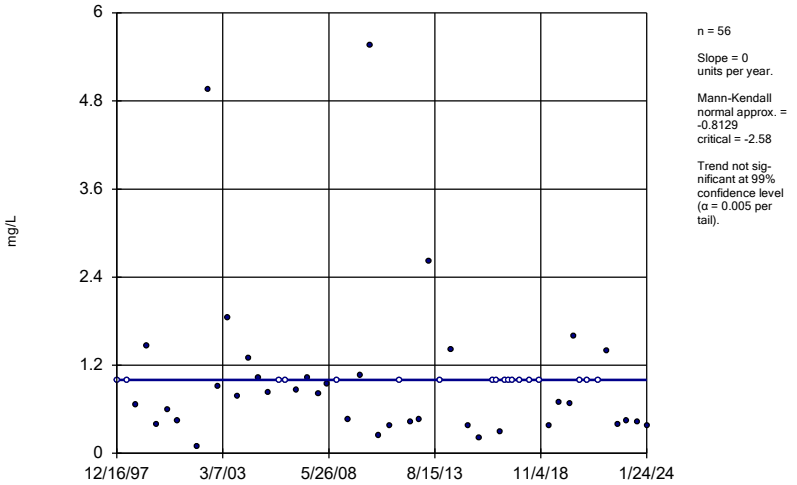

n = 56

Slope = 0
units per year.

Mann-Kendall
normal approx. =
-0.8129
critical = -2.58

Trend not sig-
nificant at 99%
confidence level
(α = 0.005 per
tail).

Constituent: Sulfate Analysis Run 3/6/2024 10:21 AM View: Appendix III - Trend Tests
Plant Arkwright Data: Arkwright No 3

Sanitas™ v.10.0.10 Sanitas software utilized by Groundwater Stats Consulting. UG
Hollow symbols indicate censored values.

Sen's Slope Estimator

ARGWA-5 (bg)

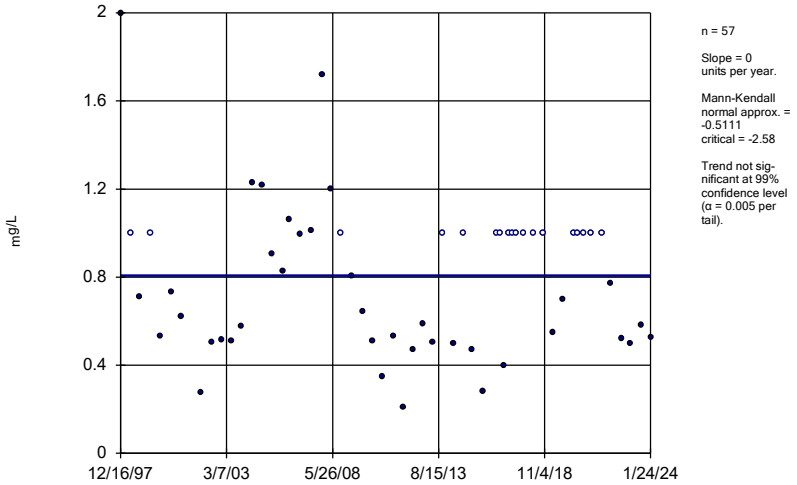

n = 57

Slope = 0
units per year.

Mann-Kendall
normal approx. =
-0.5111
critical = -2.58

Trend not sig-
nificant at 99%
confidence level
(α = 0.005 per
tail).

Constituent: Sulfate Analysis Run 3/6/2024 10:21 AM View: Appendix III - Trend Tests
Plant Arkwright Data: Arkwright No 3

Sanitas™ v.10.0.10 Sanitas software utilized by Groundwater Stats Consulting. UG
Hollow symbols indicate censored values.

Sen's Slope Estimator

ARGWC-10

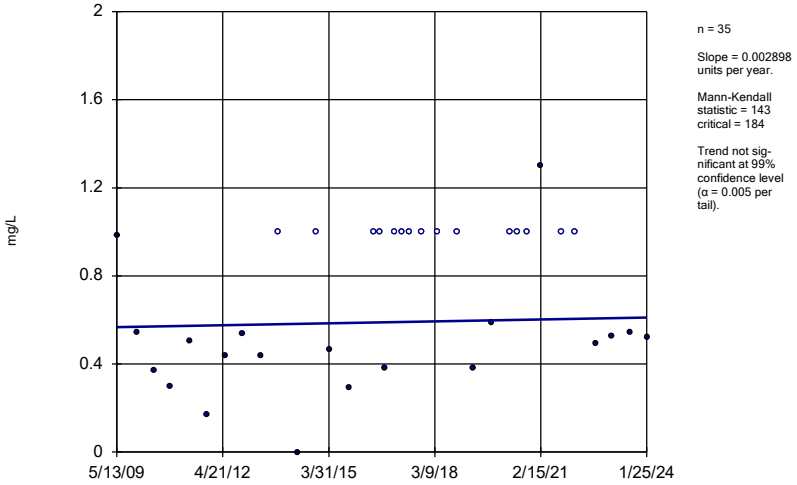

n = 35

Slope = 0.002898
units per year.

Mann-Kendall
statistic = 143
critical = 184

Trend not sig-
nificant at 99%
confidence level
(α = 0.005 per
tail).

Constituent: Sulfate Analysis Run 3/6/2024 10:21 AM View: Appendix III - Trend Tests
Plant Arkwright Data: Arkwright No 3

Sanitas™ v.10.0.10 Sanitas software utilized by Groundwater Stats Consulting. UG

Sen's Slope Estimator

ARGWC-15

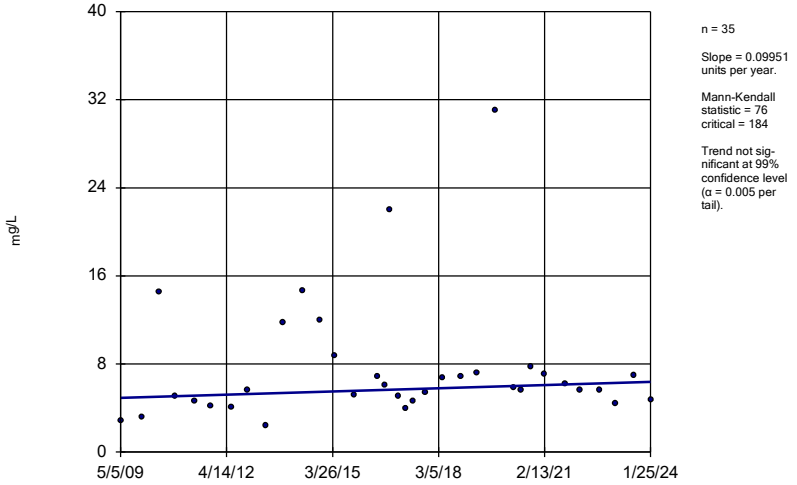

n = 35

Slope = 0.09951
units per year.

Mann-Kendall
statistic = 76
critical = 184

Trend not sig-
nificant at 99%
confidence level
(α = 0.005 per
tail).

Constituent: Sulfate Analysis Run 3/6/2024 10:21 AM View: Appendix III - Trend Tests
Plant Arkwright Data: Arkwright No 3

Sen's Slope Estimator

ARGWC-16

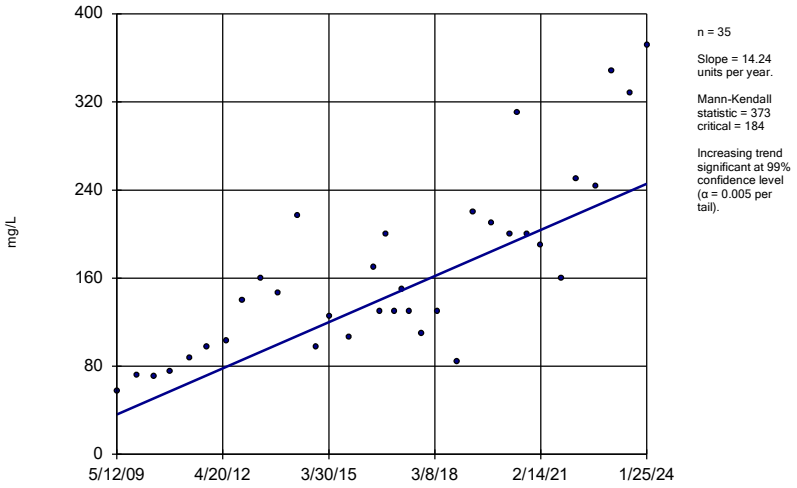

n = 35

Slope = 14.24 units per year.

Mann-Kendall statistic = 373 critical = 184

Increasing trend significant at 99% confidence level (α = 0.005 per tail).

Constituent: Sulfate Analysis Run 3/6/2024 10:21 AM View: Appendix III - Trend Tests

Plant Arkwright Data: Arkwright No 3

Sanitas™ v.10.0.10 Sanitas software utilized by Groundwater Stats Consulting. UG

Sen's Slope Estimator

ARGWC-17

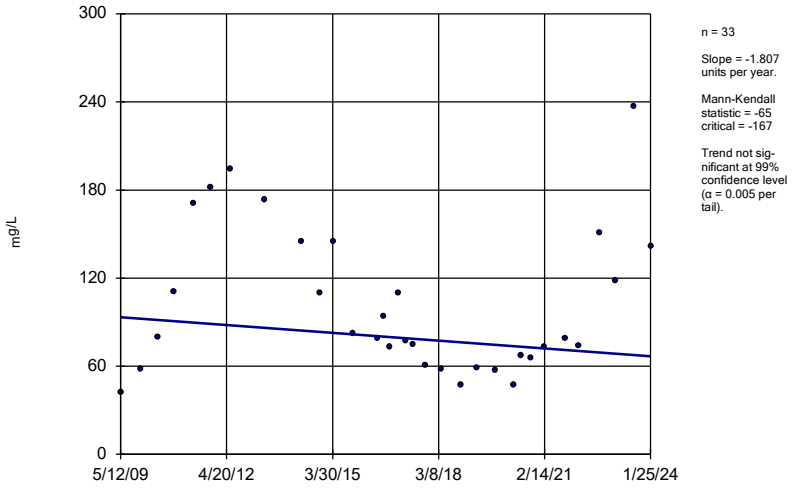

n = 33

Slope = -1.807 units per year.

Mann-Kendall statistic = -65 critical = -167

Trend not significant at 99% confidence level (α = 0.005 per tail).

Constituent: Sulfate Analysis Run 3/6/2024 10:21 AM View: Appendix III - Trend Tests

Plant Arkwright Data: Arkwright No 3

Sanitas™ v.10.0.10 Sanitas software utilized by Groundwater Stats Consulting. UG

Sen's Slope Estimator

ARGWC-18

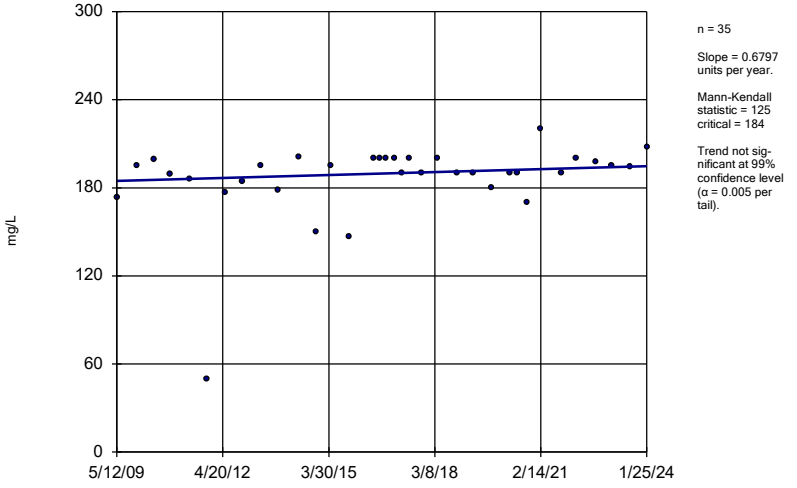

n = 35

Slope = 0.6797 units per year.

Mann-Kendall statistic = 125 critical = 184

Trend not significant at 99% confidence level (α = 0.005 per tail).

Constituent: Sulfate Analysis Run 3/6/2024 10:21 AM View: Appendix III - Trend Tests

Plant Arkwright Data: Arkwright No 3

Sanitas™ v.10.0.10 Sanitas software utilized by Groundwater Stats Consulting. UG

Sen's Slope Estimator

ARGWC-7

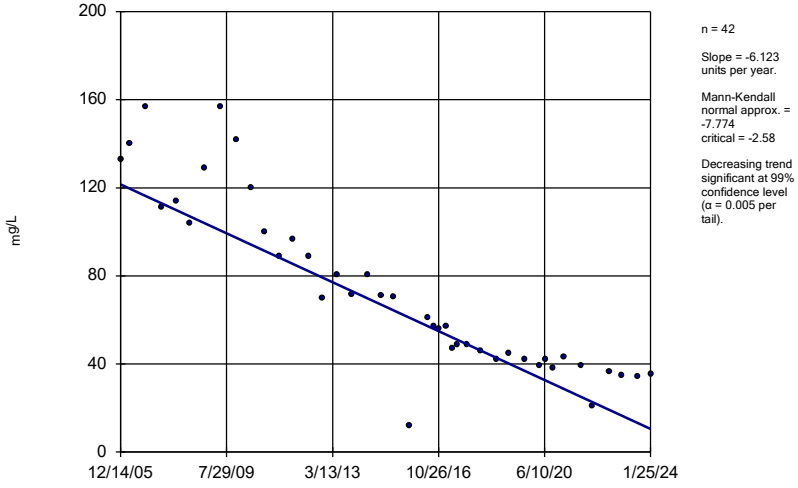

n = 42

Slope = -6.123 units per year.

Mann-Kendall normal approx. = -7.774 critical = -2.58

Decreasing trend significant at 99% confidence level (α = 0.005 per tail).

Constituent: Sulfate Analysis Run 3/6/2024 10:21 AM View: Appendix III - Trend Tests

Plant Arkwright Data: Arkwright No 3

Sen's Slope Estimator

ARGWC-8

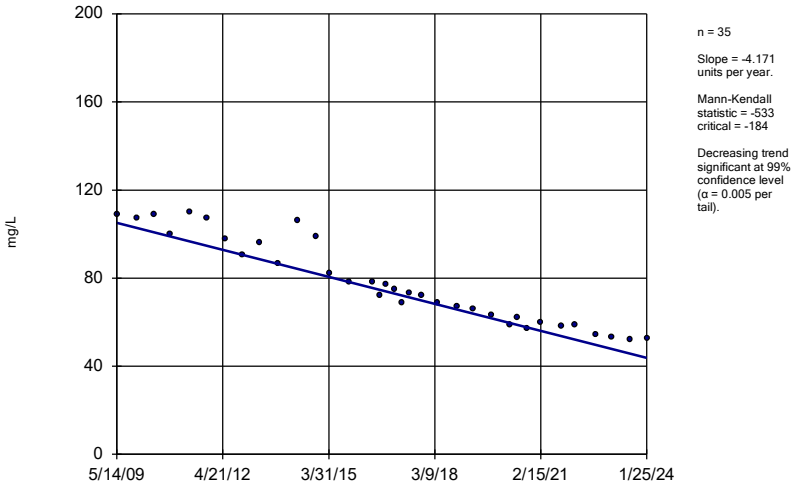

n = 35

Slope = -4.171 units per year.

Mann-Kendall statistic = -533
critical = -184

Decreasing trend significant at 99% confidence level (α = 0.005 per tail).

Constituent: Sulfate Analysis Run 3/6/2024 10:21 AM View: Appendix III - Trend Tests

Plant Arkwright Data: Arkwright No 3

Sanitas™ v.10.0.10 Sanitas software utilized by Groundwater Stats Consulting. UG

Hollow symbols indicate censored values.

Sen's Slope Estimator

ARGWC-9

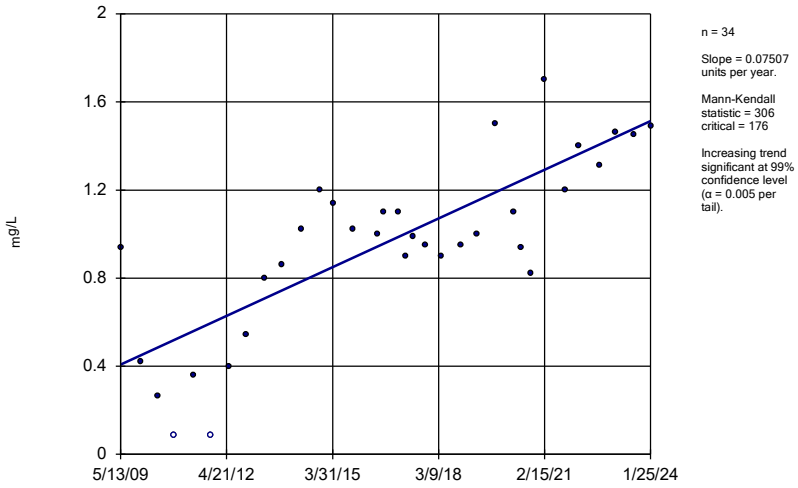

n = 34

Slope = 0.07507 units per year.

Mann-Kendall statistic = 306
critical = 176

Increasing trend significant at 99% confidence level (α = 0.005 per tail).

Constituent: Sulfate Analysis Run 3/6/2024 10:21 AM View: Appendix III - Trend Tests

Plant Arkwright Data: Arkwright No 3

FIGURE G.

Upper Tolerance Limits Summary Table

Plant Arkwright Data: Arkwright No 3 Printed 3/7/2024, 4:23 PM

Constituent	Upper Lim.	Bg N	Bg Mean	Std. Dev.	%NDs	ND Adj.	Transform	Alpha	Method
Antimony (mg/L)	0.003	98	n/a	n/a	96.94	n/a	n/a	0.00656	NP Inter(NDs)
Arsenic (mg/L)	0.00593	229	n/a	n/a	81.66	n/a	n/a	NaN	NP Inter(NDs)
Barium (mg/L)	0.24	226	n/a	n/a	0	n/a	n/a	NaN	NP Inter(normality)
Beryllium (mg/L)	0.0005	108	n/a	n/a	97.22	n/a	n/a	0.003928	NP Inter(NDs)
Cadmium (mg/L)	0.0043	221	n/a	n/a	95.02	n/a	n/a	NaN	NP Inter(NDs)
Chromium (mg/L)	0.0139	108	n/a	n/a	67.59	n/a	n/a	0.003928	NP Inter(NDs)
Cobalt (mg/L)	0.0058	113	n/a	n/a	81.42	n/a	n/a	0.003039	NP Inter(NDs)
Combined Radium 226 + 228 (pCi/L)	4.25	108	n/a	n/a	0	n/a	n/a	0.003928	NP Inter(normality)
Fluoride (mg/L)	0.53	118	n/a	n/a	28.81	n/a	n/a	0.002352	NP Inter(normality)
Lead (mg/L)	0.013	227	n/a	n/a	90.31	n/a	n/a	NaN	NP Inter(NDs)
Lithium (mg/L)	0.01	112	n/a	n/a	48.21	n/a	n/a	0.003199	NP Inter(normality)
Mercury (mg/L)	0.0002	93	n/a	n/a	96.77	n/a	n/a	0.008478	NP Inter(NDs)
Molybdenum (mg/L)	0.004	113	n/a	n/a	84.07	n/a	n/a	0.003039	NP Inter(NDs)
Selenium (mg/L)	0.034	229	n/a	n/a	82.53	n/a	n/a	NaN	NP Inter(NDs)
Silver (mg/L)	0.0051	197	n/a	n/a	94.92	n/a	n/a	NaN	NP Inter(NDs)
Thallium (mg/L)	0.002	108	n/a	n/a	93.52	n/a	n/a	0.003928	NP Inter(NDs)

Sanitas™ v.10.0.16 Software licensed to . UG
Hollow symbols indicate censored values.

Time Series

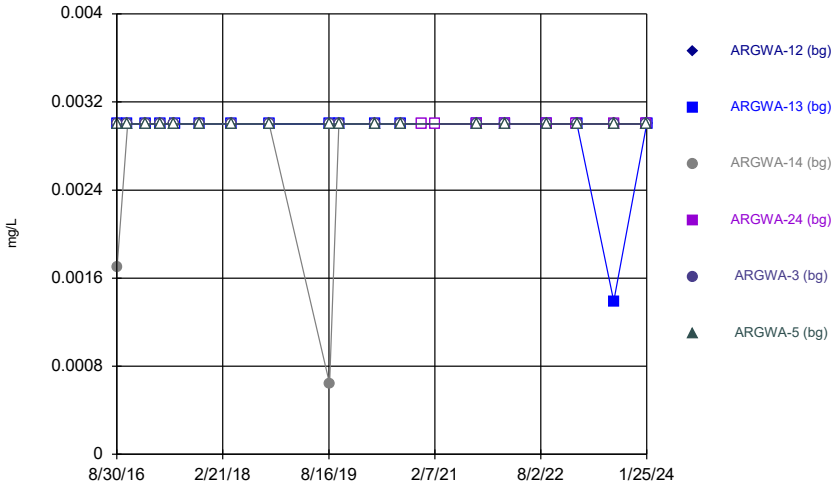

Constituent: Antimony Analysis Run 3/7/2024 4:22 PM View: Appendix I & IV - UTLs
Plant Arkwright Data: Arkwright No 3

Sanitas™ v.10.0.16 Software licensed to . UG
Hollow symbols indicate censored values.

Time Series

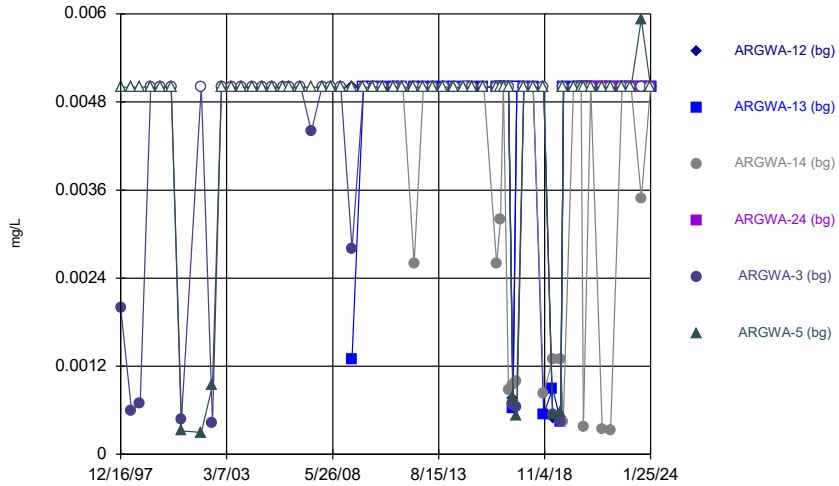

Constituent: Arsenic Analysis Run 3/7/2024 4:22 PM View: Appendix I & IV - UTLs
Plant Arkwright Data: Arkwright No 3

Sanitas™ v.10.0.16 Software licensed to . UG
Hollow symbols indicate censored values.

Time Series

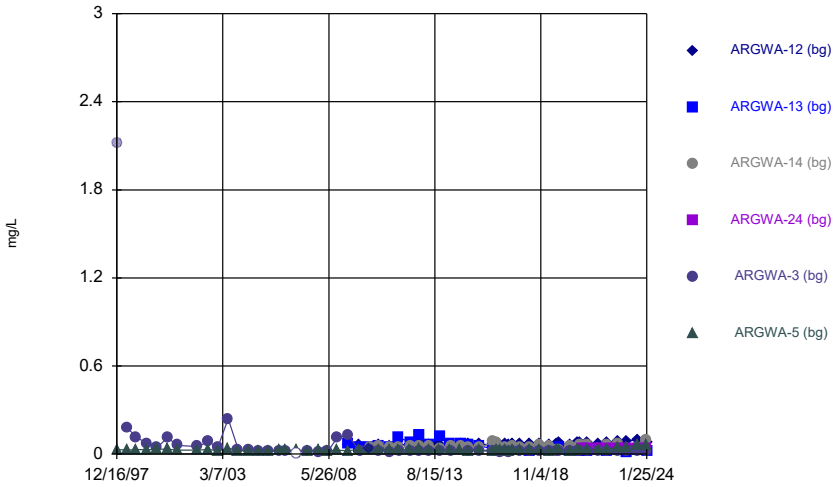

Constituent: Barium Analysis Run 3/7/2024 4:22 PM View: Appendix I & IV - UTLs
Plant Arkwright Data: Arkwright No 3

Sanitas™ v.10.0.16 Software licensed to . UG
Hollow symbols indicate censored values.

Time Series

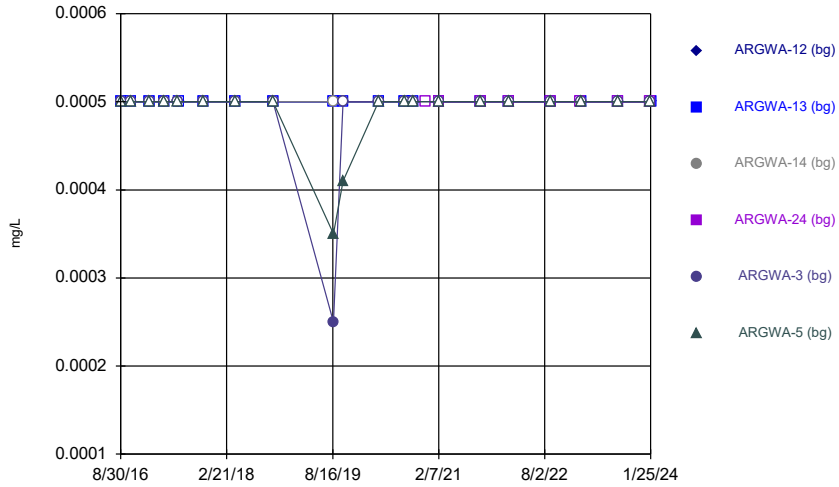

Constituent: Beryllium Analysis Run 3/7/2024 4:22 PM View: Appendix I & IV - UTLs
Plant Arkwright Data: Arkwright No 3

Sanitas™ v.10.0.16 Software licensed to . UG
Hollow symbols indicate censored values.

Time Series

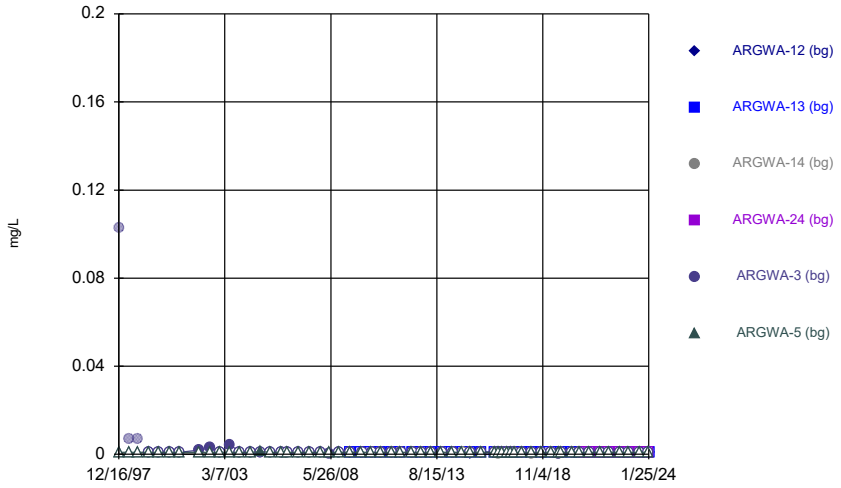

Constituent: Cadmium Analysis Run 3/7/2024 4:22 PM View: Appendix I & IV - UTLs
Plant Arkwright Data: Arkwright No 3

Sanitas™ v.10.0.16 Software licensed to . UG
Hollow symbols indicate censored values.

Time Series

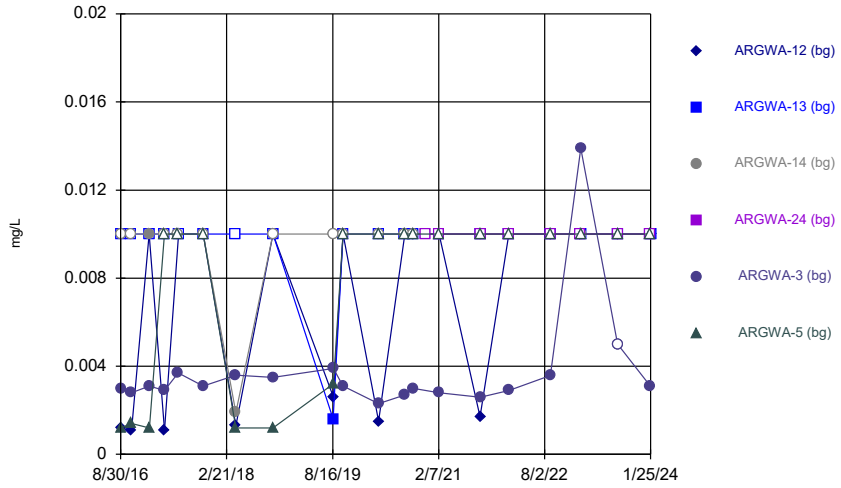

Constituent: Chromium Analysis Run 3/7/2024 4:22 PM View: Appendix I & IV - UTLs
Plant Arkwright Data: Arkwright No 3

Sanitas™ v.10.0.16 Software licensed to . UG
Hollow symbols indicate censored values.

Time Series

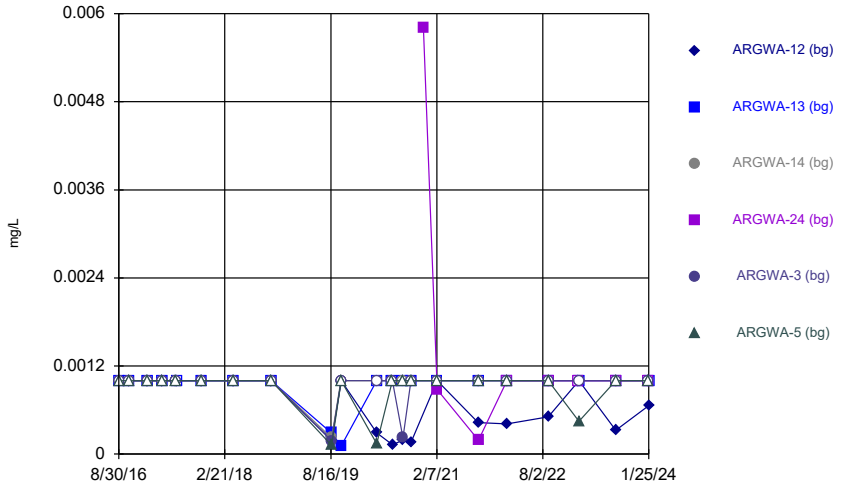

Constituent: Cobalt Analysis Run 3/7/2024 4:22 PM View: Appendix I & IV - UTLs
Plant Arkwright Data: Arkwright No 3

Sanitas™ v.10.0.16 Software licensed to . UG

Time Series

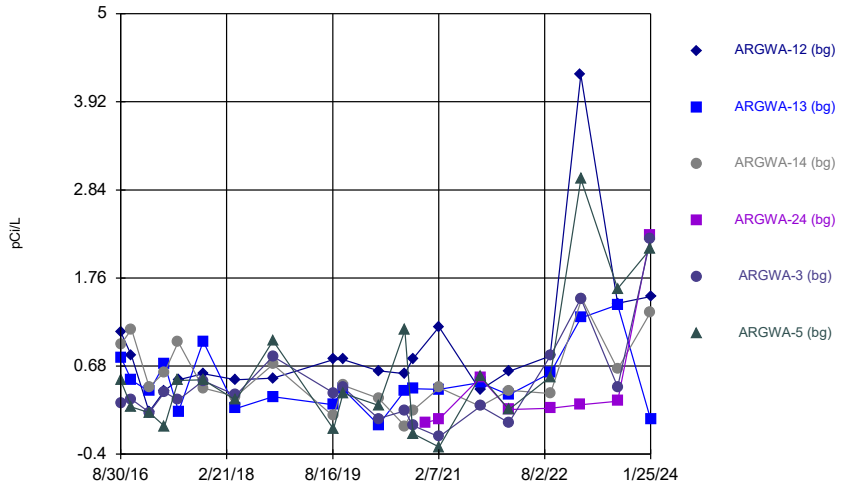

Constituent: Combined Radium 226 + 228 Analysis Run 3/7/2024 4:22 PM View: Appendix I & IV - UTLs
Plant Arkwright Data: Arkwright No 3

Sanitas™ v.10.0.16 Software licensed to . UG
Hollow symbols indicate censored values.

Time Series

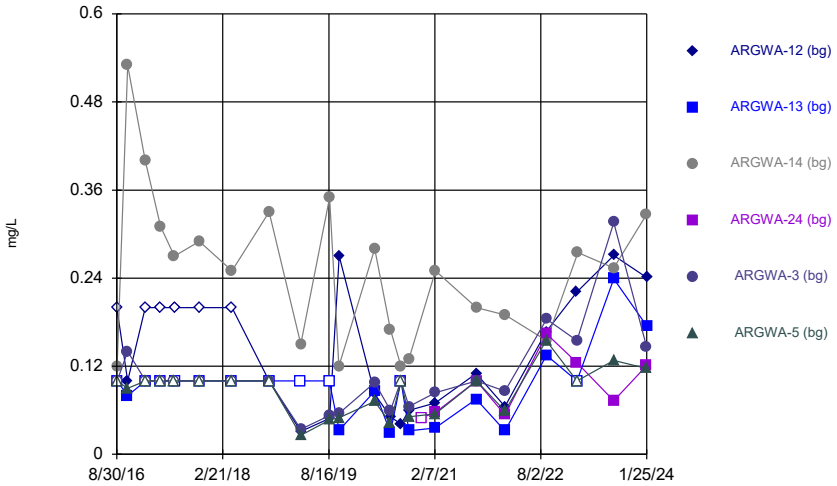

Constituent: Fluoride Analysis Run 3/7/2024 4:22 PM View: Appendix I & IV - UTLs
Plant Arkwright Data: Arkwright No 3

Sanitas™ v.10.0.16 Software licensed to . UG
Hollow symbols indicate censored values.

Time Series

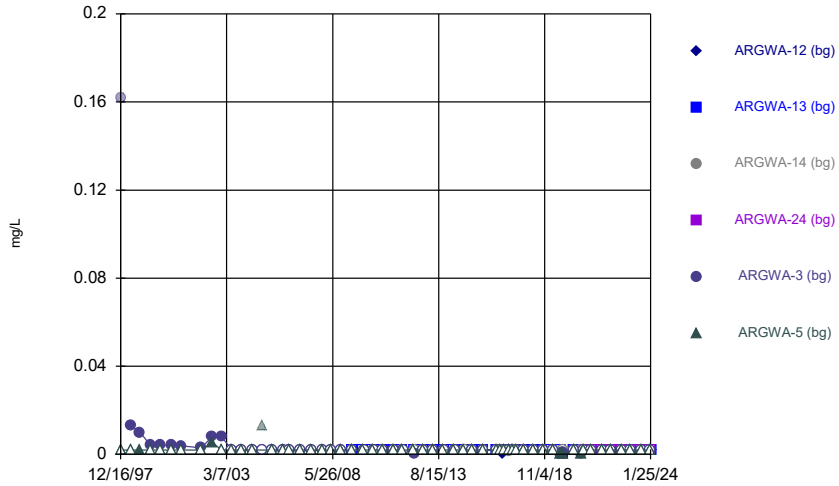

Constituent: Lead Analysis Run 3/7/2024 4:22 PM View: Appendix I & IV - UTLs
Plant Arkwright Data: Arkwright No 3

Sanitas™ v.10.0.16 Software licensed to . UG
Hollow symbols indicate censored values.

Time Series

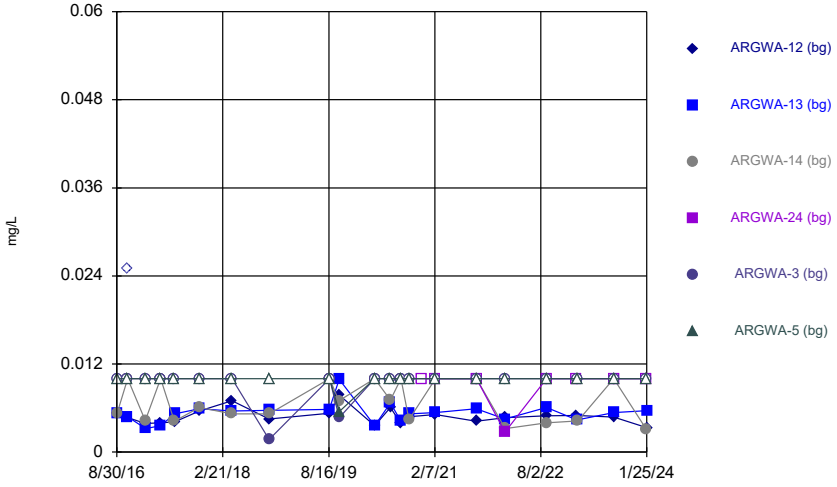

Constituent: Lithium Analysis Run 3/7/2024 4:22 PM View: Appendix I & IV - UTLs
Plant Arkwright Data: Arkwright No 3

Sanitas™ v.10.0.16 Software licensed to . UG
Hollow symbols indicate censored values.

Time Series

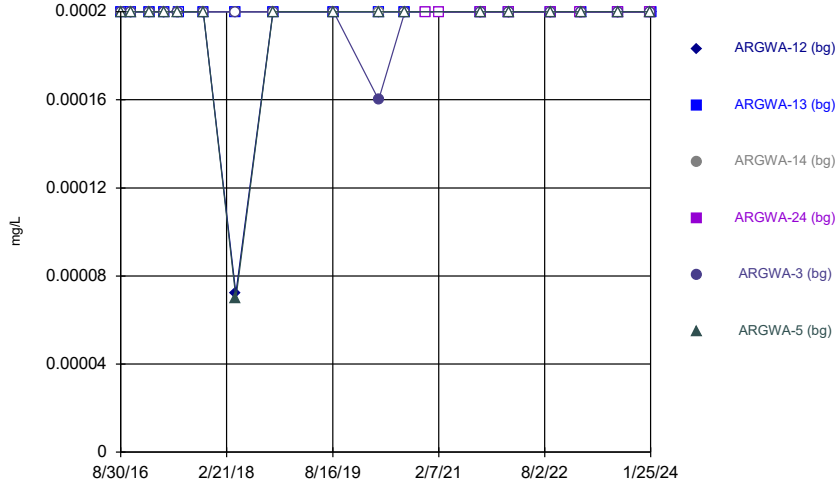

Constituent: Mercury Analysis Run 3/7/2024 4:22 PM View: Appendix I & IV - UTLs
Plant Arkwright Data: Arkwright No 3

Sanitas™ v.10.0.16 Software licensed to . UG
Hollow symbols indicate censored values.

Time Series

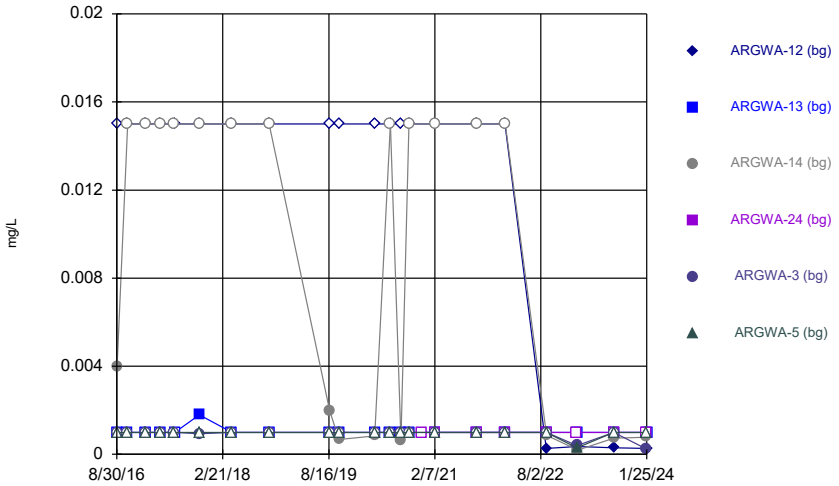

Constituent: Molybdenum Analysis Run 3/7/2024 4:22 PM View: Appendix I & IV - UTLs
Plant Arkwright Data: Arkwright No 3

Sanitas™ v.10.0.16 Software licensed to . UG
Hollow symbols indicate censored values.

Time Series

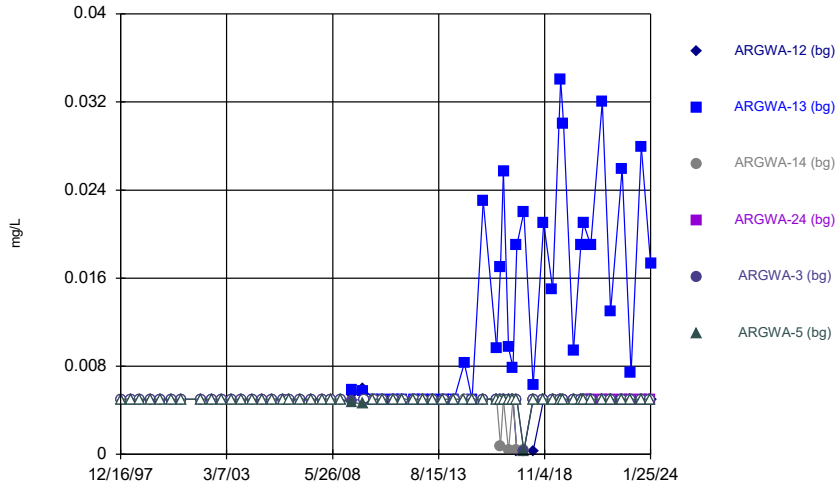

Constituent: Selenium Analysis Run 3/7/2024 4:22 PM View: Appendix I & IV - UTLs
Plant Arkwright Data: Arkwright No 3

Sanitas™ v.10.0.16 Software licensed to . UG
Hollow symbols indicate censored values.

Time Series

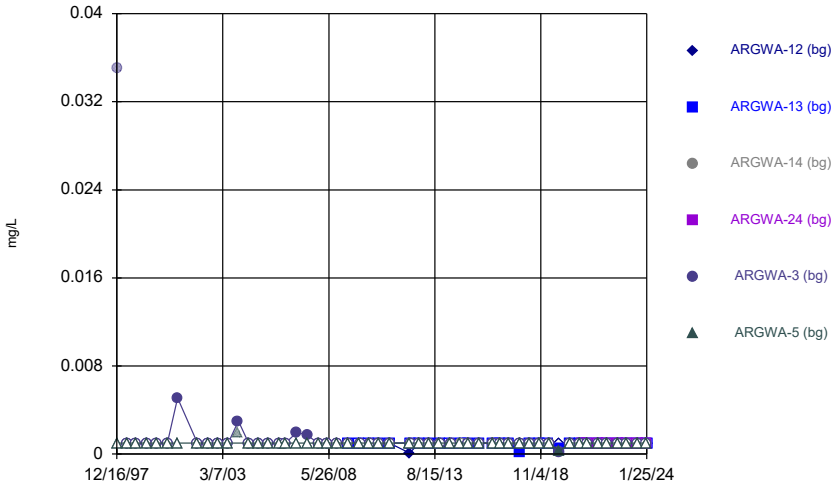

Constituent: Silver Analysis Run 3/7/2024 4:22 PM View: Appendix I & IV - UTLs
Plant Arkwright Data: Arkwright No 3

Sanitas™ v.10.0.16 Software licensed to . UG
Hollow symbols indicate censored values.

Time Series

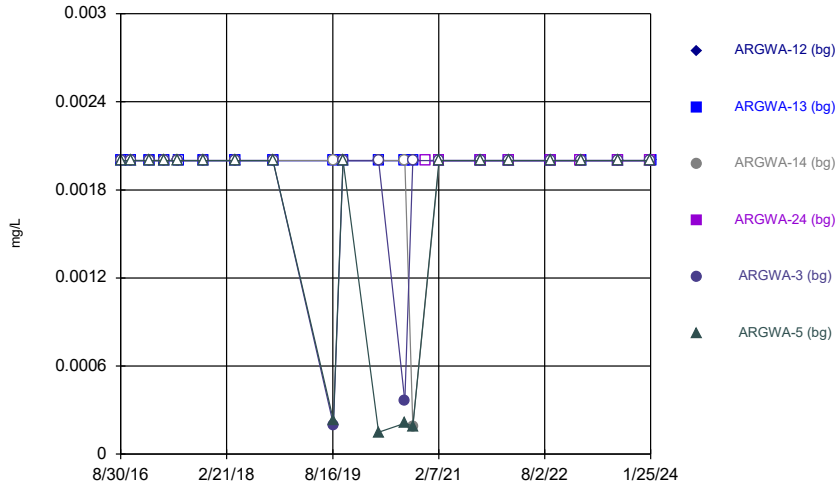

Constituent: Thallium Analysis Run 3/7/2024 4:22 PM View: Appendix I & IV - UTLs
Plant Arkwright Data: Arkwright No 3

Sanitas™ v.10.0.16 Software licensed to . UG

Tolerance Limit

Interwell Non-parametric



Non-parametric test used in lieu of parametric tolerance limit because censored data exceeded 50%. Limit is highest of 98 background values. 96.94% NDs. 95.51% coverage at alpha=0.01; 97.07% coverage at alpha=0.05; 99.41% coverage at alpha=0.5. Report alpha = 0.00656.

Constituent: Antimony Analysis Run 3/7/2024 4:21 PM View: Appendix I & IV - UTLs
Plant Arkwright Data: Arkwright No 3

Sanitas™ v.10.0.16 Software licensed to . UG

Tolerance Limit

Interwell Non-parametric



Non-parametric test used in lieu of parametric tolerance limit because censored data exceeded 50%. Limit is highest of 229 background values. 81.66% NDs. 99.8% coverage at alpha=0.01; 99.8% coverage at alpha=0.05; 99.8% coverage at alpha=0.5. Report alpha < 0.0001.

Constituent: Arsenic Analysis Run 3/7/2024 4:21 PM View: Appendix I & IV - UTLs
Plant Arkwright Data: Arkwright No 3

Sanitas™ v.10.0.16 Software licensed to . UG

Tolerance Limit

Interwell Non-parametric



Non-parametric test used in lieu of parametric tolerance limit because the Chi Squared normality test showed the data to be non-normal at the 0.01 alpha level. Limit is highest of 226 background values. 99.8% coverage at alpha=0.01; 99.8% coverage at alpha=0.05; 99.8% coverage at alpha=0.5. Report alpha < 0.0001.

Constituent: Barium Analysis Run 3/7/2024 4:21 PM View: Appendix I & IV - UTLs
Plant Arkwright Data: Arkwright No 3

Sanitas™ v.10.0.16 Software licensed to . UG

Tolerance Limit

Interwell Non-parametric



Non-parametric test used in lieu of parametric tolerance limit because censored data exceeded 50%. Limit is highest of 108 background values. 97.22% NDs. 95.9% coverage at alpha=0.01; 97.07% coverage at alpha=0.05; 99.41% coverage at alpha=0.5. Report alpha = 0.003928.

Constituent: Beryllium Analysis Run 3/7/2024 4:21 PM View: Appendix I & IV - UTLs
Plant Arkwright Data: Arkwright No 3

Sanitas™ v.10.0.16 Software licensed to . UG

Tolerance Limit

Interwell Non-parametric



Non-parametric test used in lieu of parametric tolerance limit because censored data exceeded 50%. Limit is highest of 221 background values. 95.02% NDs. 99.8% coverage at alpha=0.01; 99.8% coverage at alpha=0.05; 99.8% coverage at alpha=0.5. Report alpha < 0.0001.

Constituent: Cadmium Analysis Run 3/7/2024 4:21 PM View: Appendix I & IV - UTLs
Plant Arkwright Data: Arkwright No 3

Sanitas™ v.10.0.16 Software licensed to . UG

Tolerance Limit

Interwell Non-parametric



Non-parametric test used in lieu of parametric tolerance limit because censored data exceeded 50%. Limit is highest of 108 background values. 67.59% NDs. 95.9% coverage at alpha=0.01; 97.07% coverage at alpha=0.05; 99.41% coverage at alpha=0.5. Report alpha = 0.003928.

Constituent: Chromium Analysis Run 3/7/2024 4:21 PM View: Appendix I & IV - UTLs
Plant Arkwright Data: Arkwright No 3

Sanitas™ v.10.0.16 Software licensed to . UG

Tolerance Limit

Interwell Non-parametric



Non-parametric test used in lieu of parametric tolerance limit because censored data exceeded 50%. Limit is highest of 113 background values. 81.42% NDs. 95.9% coverage at alpha=0.01; 97.46% coverage at alpha=0.05; 99.41% coverage at alpha=0.5. Report alpha = 0.003039.

Constituent: Cobalt Analysis Run 3/7/2024 4:21 PM View: Appendix I & IV - UTLs
Plant Arkwright Data: Arkwright No 3

Sanitas™ v.10.0.16 Software licensed to . UG

Tolerance Limit

Interwell Non-parametric



Non-parametric test used in lieu of parametric tolerance limit because the Chi Squared normality test showed the data to be non-normal at the 0.01 alpha level. Limit is highest of 108 background values. 95.9% coverage at alpha=0.01; 97.07% coverage at alpha=0.05; 99.41% coverage at alpha=0.5. Report alpha = 0.003928.

Constituent: Combined Radium 226 + 228 Analysis Run 3/7/2024 4:21 PM View: Appendix I & IV - UTLs
Plant Arkwright Data: Arkwright No 3

Sanitas™ v.10.0.16 Software licensed to . UG

Tolerance Limit

Interwell Non-parametric



Non-parametric test used in lieu of parametric tolerance limit because the Chi Squared normality test showed the data to be non-normal at the 0.01 alpha level. Limit is highest of 118 background values. 28.81% NDs. 96.29% coverage at alpha=0.01; 97.46% coverage at alpha=0.05; 99.41% coverage at alpha=0.5. Report alpha = 0.002352.

Constituent: Fluoride Analysis Run 3/7/2024 4:21 PM View: Appendix I & IV - UTLs
Plant Arkwright Data: Arkwright No 3

Sanitas™ v.10.0.16 Software licensed to . UG

Tolerance Limit

Interwell Non-parametric



Non-parametric test used in lieu of parametric tolerance limit because censored data exceeded 50%. Limit is highest of 227 background values. 90.31% NDs. 99.8% coverage at alpha=0.01; 99.8% coverage at alpha=0.05; 99.8% coverage at alpha=0.5. Report alpha < 0.0001.

Constituent: Lead Analysis Run 3/7/2024 4:21 PM View: Appendix I & IV - UTLs
Plant Arkwright Data: Arkwright No 3

Sanitas™ v.10.0.16 Software licensed to . UG

Tolerance Limit

Interwell Non-parametric



Non-parametric test used in lieu of parametric tolerance limit because the Chi Squared normality test showed the data to be non-normal at the 0.01 alpha level. Limit is highest of 112 background values. 48.21% NDs. 95.9% coverage at alpha=0.01; 97.46% coverage at alpha=0.05; 99.41% coverage at alpha=0.5. Report alpha = 0.003199.

Constituent: Lithium Analysis Run 3/7/2024 4:21 PM View: Appendix I & IV - UTLs
Plant Arkwright Data: Arkwright No 3

Sanitas™ v.10.0.16 Software licensed to . UG

Tolerance Limit

Interwell Non-parametric



Non-parametric test used in lieu of parametric tolerance limit because censored data exceeded 50%. Limit is highest of 93 background values. 96.77% NDs. 95.12% coverage at alpha=0.01; 96.68% coverage at alpha=0.05; 99.41% coverage at alpha=0.5. Report alpha = 0.008478.

Constituent: Mercury Analysis Run 3/7/2024 4:21 PM View: Appendix I & IV - UTLs
Plant Arkwright Data: Arkwright No 3

Sanitas™ v.10.0.16 Software licensed to . UG

Tolerance Limit

Interwell Non-parametric



Non-parametric test used in lieu of parametric tolerance limit because censored data exceeded 50%. Limit is highest of 113 background values. 84.07% NDs. 95.9% coverage at alpha=0.01; 97.46% coverage at alpha=0.05; 99.41% coverage at alpha=0.5. Report alpha = 0.003039.

Constituent: Molybdenum Analysis Run 3/7/2024 4:21 PM View: Appendix I & IV - UTLs
Plant Arkwright Data: Arkwright No 3

Sanitas™ v.10.0.16 Software licensed to . UG

Tolerance Limit

Interwell Non-parametric



Non-parametric test used in lieu of parametric tolerance limit because censored data exceeded 50%. Limit is highest of 229 background values. 82.53% NDs. 99.8% coverage at alpha=0.01; 99.8% coverage at alpha=0.05; 99.8% coverage at alpha=0.5. Report alpha < 0.0001.

Constituent: Selenium Analysis Run 3/7/2024 4:21 PM View: Appendix I & IV - UTLs
Plant Arkwright Data: Arkwright No 3

Sanitas™ v.10.0.16 Software licensed to . UG

Tolerance Limit

Interwell Non-parametric



Non-parametric test used in lieu of parametric tolerance limit because censored data exceeded 50%. Limit is highest of 197 background values. 94.92% NDs. 99.8% coverage at alpha=0.01; 99.8% coverage at alpha=0.05; 99.8% coverage at alpha=0.5. Report alpha < 0.0001.

Constituent: Silver Analysis Run 3/7/2024 4:21 PM View: Appendix I & IV - UTLs
Plant Arkwright Data: Arkwright No 3

Sanitas™ v.10.0.16 Software licensed to . UG

Tolerance Limit

Interwell Non-parametric



Non-parametric test used in lieu of parametric tolerance limit because censored data exceeded 50%. Limit is highest of 108 background values. 93.52% NDs. 95.9% coverage at alpha=0.01; 97.07% coverage at alpha=0.05; 99.41% coverage at alpha=0.5. Report alpha = 0.003928.

Constituent: Thallium Analysis Run 3/7/2024 4:21 PM View: Appendix I & IV - UTLs
Plant Arkwright Data: Arkwright No 3

FIGURE H.

PLANT ARKWRIGHT LF #3 GWPS				
Constituent Name	**MCL**	**CCR-Rule Specified Level**	**Background Limit**	**GWPS**
Antimony, Total (mg/L)	0.006		0.003	0.006
Arsenic, Total (mg/L)	0.01		0.0059	0.01
Barium, Total (mg/L)	2		0.24	2
Beryllium, Total (mg/L)	0.004		0.0005	0.004
Cadmium, Total (mg/L)	0.005		0.0043	0.005
Chromium, Total (mg/L)	0.1		0.014	0.1
Cobalt, Total (mg/L)	n/a	0.006	0.0058	0.006
Combined Radium, Total (pCi/L)	5		4.25	5
Fluoride, Total (mg/L)	4		0.53	4
Lead, Total (mg/L)	n/a	0.015	0.013	0.015
Lithium, Total (mg/L)	n/a	0.04	0.01	0.04
Mercury, Total (mg/L)	0.002		0.0002	0.002
Molybdenum, Total (mg/L)	n/a	0.1	0.004	0.1
Selenium, Total (mg/L)	0.05		0.034	0.05
Silver, Total (mg/L)	n/a		0.0051	0.0051
Thallium, Total (mg/L)	0.002		0.002	0.002

**MCL = Maximum Contaminant Level*

**GWPS = Groundwater Protection Standard*

**CCR = Coal Combustion Residuals*

FIGURE I.

Confidence Interval Summary Table - Significant Results

Plant Arkwright Data: Arkwright No 3 Printed 3/6/2024, 10:28 AM

Constituent	Well	Upper Lim.	Lower Lim.	Compliance	Sig.	N	Mean	Std. Dev.	%NDs	ND Adj.	Transform	Alpha	Method
Cobalt (mg/L)	**ARGWC-17**	**0.03361**	**0.02101**	**0.006**	**Yes**	**21**	**0.0281**	**0.01286**	**0**	**None**	**sqrt(x)**	**0.01**	**Param.**

Confidence Interval Summary Table - All Results

Plant Arkwright Data: Arkwright No 3 Printed 3/6/2024, 10:28 AM

Constituent	Well	Upper Lim.	Lower Lim.	Compliance	Sig.	N	Mean	Std. Dev.	%NDs	ND Adj.	Transform	Alpha	Method
Antimony (mg/L)	ARGWC-10	0.003	0.00094	0.006	No	18	0.002886	0.0004855	94.44	None	No	0.01	NP (NDs)
Antimony (mg/L)	ARGWC-7	0.003	0.0013	0.006	No	18	0.002906	0.0004007	94.44	None	No	0.01	NP (NDs)
Antimony (mg/L)	ARGWC-9	0.003	0.00048	0.006	No	18	0.00286	0.000594	94.44	None	No	0.01	NP (NDs)
Arsenic (mg/L)	ARAMW-4	0.005	0.00034	0.01	No	9	0.002987	0.002162	44.44	None	No	0.002	NP (normality)
Arsenic (mg/L)	ARGWC-10	0.005	0.0019	0.01	No	22	0.004473	0.001378	86.36	None	No	0.01	NP (NDs)
Arsenic (mg/L)	ARGWC-15	0.005	0.0024	0.01	No	22	0.004472	0.001403	86.36	None	No	0.01	NP (NDs)
Arsenic (mg/L)	ARGWC-16	0.005	0.00431	0.01	No	22	0.004175	0.001717	77.27	None	No	0.01	NP (NDs)
Arsenic (mg/L)	ARGWC-17	0.005	0.0015	0.01	No	22	0.00384	0.00195	72.73	None	No	0.01	NP (NDs)
Arsenic (mg/L)	ARGWC-18	0.005	0.0016	0.01	No	22	0.004227	0.001693	81.82	None	No	0.01	NP (NDs)
Arsenic (mg/L)	ARGWC-7	0.005	0.0048	0.01	No	22	0.00464	0.001139	86.36	None	No	0.01	NP (NDs)
Arsenic (mg/L)	ARGWC-8	0.005	0.00337	0.01	No	22	0.004158	0.001676	77.27	None	No	0.01	NP (NDs)
Arsenic (mg/L)	ARGWC-9	0.005	0.00457	0.01	No	22	0.004599	0.001235	86.36	None	No	0.01	NP (NDs)
Barium (mg/L)	ARAMW-4	0.053	0.0343	2	No	9	0.0407	0.007268	0	None	No	0.002	NP (normality)
Barium (mg/L)	ARGWC-10	0.03389	0.03108	2	No	22	0.03249	0.002622	0	None	No	0.01	Param.
Barium (mg/L)	ARGWC-15	0.033	0.0287	2	No	22	0.03384	0.009905	0	None	No	0.01	NP (normality)
Barium (mg/L)	ARGWC-16	0.05214	0.04408	2	No	22	0.04811	0.007508	0	None	No	0.01	Param.
Barium (mg/L)	ARGWC-17	0.05726	0.04598	2	No	22	0.05198	0.01119	0	None	sqrt(x)	0.01	Param.
Barium (mg/L)	ARGWC-18	0.0402	0.0363	2	No	22	0.03825	0.003633	0	None	No	0.01	Param.
Barium (mg/L)	ARGWC-7	0.04557	0.03746	2	No	22	0.04151	0.007549	0	None	No	0.01	Param.
Barium (mg/L)	ARGWC-8	0.05306	0.04559	2	No	22	0.04933	0.006962	0	None	No	0.01	Param.
Barium (mg/L)	ARGWC-9	0.04646	0.04165	2	No	22	0.04405	0.004473	0	None	No	0.01	Param.
Beryllium (mg/L)	ARGWC-16	0.0005	0.00027	0.004	No	20	0.0004885	0.00005143	95	None	No	0.01	NP (NDs)
Beryllium (mg/L)	ARGWC-17	0.0025	0.00037	0.004	No	20	0.001135	0.001034	35	None	No	0.01	NP (normality)
Beryllium (mg/L)	ARGWC-18	0.0005	0.00034	0.004	No	20	0.000492	0.00003578	95	None	No	0.01	NP (NDs)
Beryllium (mg/L)	ARGWC-7	0.0005	0.00041	0.004	No	20	0.0004755	0.00009064	90	None	No	0.01	NP (NDs)
Beryllium (mg/L)	ARGWC-8	0.0005	0.00047	0.004	No	20	0.0004985	0.000006708	95	None	No	0.01	NP (NDs)
Beryllium (mg/L)	ARGWC-9	0.0005	0.00037	0.004	No	20	0.0004935	0.00002907	95	None	No	0.01	NP (NDs)
Cadmium (mg/L)	ARAMW-4	0.001	0.00023	0.005	No	8	0.0009038	0.0002722	87.5	None	No	0.004	NP (NDs)
Cadmium (mg/L)	ARGWC-16	0.001	0.0001	0.005	No	21	0.0009571	0.0001964	95.24	None	No	0.01	NP (NDs)
Cadmium (mg/L)	ARGWC-17	0.001	0.000445	0.005	No	21	0.0008169	0.0003416	76.19	None	No	0.01	NP (NDs)
Chromium (mg/L)	ARGWC-10	0.005371	0.004583	0.1	No	20	0.004992	0.0007237	0	None	sqrt(x)	0.01	Param.
Chromium (mg/L)	ARGWC-15	0.01	0.0087	0.1	No	20	0.009155	0.002402	85	None	No	0.01	NP (NDs)
Chromium (mg/L)	ARGWC-16	0.0027	0.0017	0.1	No	20	0.00352	0.003342	20	None	No	0.01	NP (normality)
Chromium (mg/L)	ARGWC-17	0.01	0.0021	0.1	No	20	0.00875	0.003056	85	None	No	0.01	NP (NDs)
Chromium (mg/L)	ARGWC-7	0.003722	0.003155	0.1	No	20	0.003439	0.0004989	0	None	No	0.01	Param.
Chromium (mg/L)	ARGWC-8	0.01	0.0017	0.1	No	20	0.00916	0.002586	90	None	No	0.01	NP (NDs)
Chromium (mg/L)	ARGWC-9	0.009576	0.007808	0.1	No	20	0.008692	0.001557	0	None	No	0.01	Param.
Cobalt (mg/L)	ARAMW-4	0.005306	0.003534	0.006	No	11	0.00442	0.001064	0	None	No	0.01	Param.
Cobalt (mg/L)	ARGWC-10	0.001	0.00019	0.006	No	21	0.00084	0.0003381	80.95	None	No	0.01	NP (NDs)
Cobalt (mg/L)	ARGWC-15	0.001453	0.0002994	0.006	No	21	0.003061	0.006642	42.86	Kaplan-Meier	ln(x)	0.01	Param.
Cobalt (mg/L)	ARGWC-16	0.001	0.00026	0.006	No	21	0.0008833	0.0002936	85.71	Kaplan-Meier	No	0.01	NP (NDs)
Cobalt (mg/L)	**ARGWC-17**	**0.03361**	**0.02101**	**0.006**	**Yes**	**21**	**0.0281**	**0.01286**	**0**	**None**	**sqrt(x)**	**0.01**	**Param.**
Cobalt (mg/L)	ARGWC-18	0.001452	0.001144	0.006	No	21	0.001298	0.0002794	0	None	No	0.01	Param.
Cobalt (mg/L)	ARGWC-7	0.001	0.00034	0.006	No	21	0.000925	0.0002401	90.48	None	No	0.01	NP (NDs)
Cobalt (mg/L)	ARGWC-8	0.001	0.00021	0.006	No	21	0.0007062	0.0003878	61.9	None	No	0.01	NP (NDs)
Cobalt (mg/L)	ARGWC-9	0.001	0.00021	0.006	No	21	0.0008805	0.0003003	85.71	None	No	0.01	NP (NDs)
Combined Radium 226 + 228 (pCi/L)	ARAMW-4	1.501	0.4376	5	No	9	0.9658	0.6528	0	None	sqrt(x)	0.01	Param.
Combined Radium 226 + 228 (pCi/L)	ARGWC-10	0.414	0.0831	5	No	20	0.4107	0.6778	0	None	No	0.01	NP (normality)
Combined Radium 226 + 228 (pCi/L)	ARGWC-15	1	0.4139	5	No	20	0.8859	0.8064	0	None	ln(x)	0.01	Param.
Combined Radium 226 + 228 (pCi/L)	ARGWC-16	0.6842	0.2122	5	No	20	0.4482	0.4156	0	None	No	0.01	Param.
Combined Radium 226 + 228 (pCi/L)	ARGWC-17	0.82	0.2408	5	No	20	0.5304	0.51	0	None	No	0.01	Param.
Combined Radium 226 + 228 (pCi/L)	ARGWC-18	0.669	0.331	5	No	20	0.6665	0.6829	0	None	No	0.01	NP (normality)
Combined Radium 226 + 228 (pCi/L)	ARGWC-7	0.552	0.281	5	No	20	0.4959	0.4197	0	None	No	0.01	NP (normality)
Combined Radium 226 + 228 (pCi/L)	ARGWC-8	0.616	0.218	5	No	20	0.4455	0.4227	0	None	No	0.01	NP (normality)
Combined Radium 226 + 228 (pCi/L)	ARGWC-9	0.4865	0.1787	5	No	20	0.3326	0.271	0	None	No	0.01	Param.
Fluoride (mg/L)	ARAMW-4	0.09414	0.02941	4	No	10	0.0668	0.06161	10	None	ln(x)	0.01	Param.
Fluoride (mg/L)	ARGWC-10	0.08845	0.0496	4	No	22	0.08941	0.04569	40.91	Kaplan-Meier	x^(1/3)	0.01	Param.
Fluoride (mg/L)	ARGWC-15	0.1574	0.08857	4	No	22	0.1467	0.06895	18.18	Kaplan-Meier	No	0.01	Param.
Fluoride (mg/L)	ARGWC-16	0.1	0.038	4	No	22	0.07602	0.03543	50	None	No	0.01	NP (normality)
Fluoride (mg/L)	ARGWC-17	0.1	0.055	4	No	22	0.08295	0.03072	59.09	None	No	0.01	NP (NDs)
Fluoride (mg/L)	ARGWC-18	0.1317	0.08054	4	No	21	0.1095	0.05397	4.762	None	sqrt(x)	0.01	Param.
Fluoride (mg/L)	ARGWC-7	0.1	0.062	4	No	22	0.08514	0.03865	63.64	None	No	0.01	NP (NDs)
Fluoride (mg/L)	ARGWC-8	0.1738	0.118	4	No	21	0.1459	0.05059	0	None	No	0.01	Param.
Fluoride (mg/L)	ARGWC-9	0.1017	0.04653	4	No	22	0.09482	0.05329	40.91	Kaplan-Meier	sqrt(x)	0.01	Param.
Lead (mg/L)	ARGWC-10	0.031	0.00013	0.015	No	22	0.003233	0.006215	90.91	None	No	0.01	NP (NDs)
Lead (mg/L)	ARGWC-15	0.002	0.0016	0.015	No	22	0.001997	0.0009132	77.27	None	No	0.01	NP (NDs)
Lead (mg/L)	ARGWC-16	0.002	0.00021	0.015	No	22	0.001919	0.0003816	95.45	None	No	0.01	NP (NDs)
Lead (mg/L)	ARGWC-17	0.002	0.00022	0.015	No	22	0.001919	0.0003795	95.45	None	No	0.01	NP (NDs)

Confidence Interval Summary Table - All Results

Plant Arkwright Data: Arkwright No 3 Printed 3/6/2024, 10:28 AM

Constituent	Well	Upper Lim.	Lower Lim.	Compliance	Sig.	N	Mean	Std. Dev.	%NDs	ND Adj.	Transform	Alpha	Method
Lead (mg/L)	ARGWC-18	0.002	0.00031	0.015	No	22	0.001681	0.0006922	81.82	None	No	0.01	NP (NDs)
Lead (mg/L)	ARGWC-8	0.002	0.00024	0.015	No	22	0.001838	0.0005253	90.91	None	No	0.01	NP (NDs)
Lead (mg/L)	ARGWC-9	0.002	0.00016	0.015	No	22	0.001916	0.0003923	95.45	None	No	0.01	NP (NDs)
Lithium (mg/L)	ARAMW-4	0.0137	0.01222	0.04	No	10	0.01296	0.0008249	0	None	No	0.01	Param.
Lithium (mg/L)	ARGWC-10	0.01	0.0055	0.04	No	21	0.008538	0.003196	80.95	None	No	0.01	NP (NDs)
Lithium (mg/L)	ARGWC-15	0.01	0.004	0.04	No	21	0.00809	0.003133	71.43	None	No	0.01	NP (NDs)
Lithium (mg/L)	ARGWC-16	0.01	0.0076	0.04	No	21	0.008776	0.002797	80.95	None	No	0.01	NP (NDs)
Lithium (mg/L)	ARGWC-17	0.01	0.0071	0.04	No	21	0.008676	0.00299	80.95	None	No	0.01	NP (NDs)
Lithium (mg/L)	ARGWC-18	0.0048	0.0037	0.04	No	21	0.00455	0.002108	9.524	None	No	0.01	NP (normality)
Lithium (mg/L)	ARGWC-7	0.01	0.0033	0.04	No	21	0.007175	0.003259	52.38	None	No	0.01	NP (NDs)
Lithium (mg/L)	ARGWC-8	0.004091	0.003119	0.04	No	21	0.004195	0.00109	28.57	Kaplan-Meier	sqrt(x)	0.01	Param.
Lithium (mg/L)	ARGWC-9	0.01	0.0061	0.04	No	21	0.009814	0.000851	95.24	Kaplan-Meier	No	0.01	NP (NDs)
Mercury (mg/L)	ARGWC-10	0.0002	0.000077	0.002	No	17	0.0001928	0.00002983	94.12	None	No	0.01	NP (NDs)
Mercury (mg/L)	ARGWC-15	0.0002	0.000071	0.002	No	17	0.0001924	0.00003129	94.12	None	No	0.01	NP (NDs)
Mercury (mg/L)	ARGWC-16	0.0002	0.000094	0.002	No	17	0.0001612	0.00005477	64.71	None	No	0.01	NP (NDs)
Mercury (mg/L)	ARGWC-18	0.0002	0.000074	0.002	No	17	0.0001926	0.00003056	94.12	None	No	0.01	NP (NDs)
Mercury (mg/L)	ARGWC-7	0.0002	0.00007	0.002	No	17	0.0001924	0.00003153	94.12	None	No	0.01	NP (NDs)
Mercury (mg/L)	ARGWC-8	0.0002	0.000081	0.002	No	17	0.000193	0.00002886	94.12	None	No	0.01	NP (NDs)
Molybdenum (mg/L)	ARAMW-4	0.001	0.000288	0.1	No	10	0.000741	0.0003218	50	None	No	0.011	NP (normality)
Molybdenum (mg/L)	ARGWC-15	0.015	0.00097	0.1	No	21	0.005247	0.006331	28.57	None	No	0.01	NP (normality)
Molybdenum (mg/L)	ARGWC-18	0.001	0.000288	0.1	No	21	0.0009661	0.0001554	95.24	None	No	0.01	NP (NDs)
Molybdenum (mg/L)	ARGWC-8	0.04352	0.03888	0.1	No	21	0.0412	0.004204	0	None	No	0.01	Param.
Selenium (mg/L)	ARAMW-4	0.005	0.0011	0.05	No	9	0.004318	0.001416	77.78	None	No	0.002	NP (NDs)
Selenium (mg/L)	ARGWC-10	0.005	0.0017	0.05	No	22	0.00485	0.0007036	95.45	None	No	0.01	NP (NDs)
Selenium (mg/L)	ARGWC-15	0.005	0.0005	0.05	No	22	0.004379	0.001599	86.36	None	No	0.01	NP (NDs)
Selenium (mg/L)	ARGWC-16	0.002899	0.001507	0.05	No	22	0.002203	0.001296	4.545	None	No	0.01	Param.
Selenium (mg/L)	ARGWC-17	0.005	0.00231	0.05	No	22	0.004685	0.001047	90.91	None	No	0.01	NP (NDs)
Selenium (mg/L)	ARGWC-7	0.005	0.0028	0.05	No	22	0.004686	0.001088	90.91	None	No	0.01	NP (NDs)
Selenium (mg/L)	ARGWC-9	0.005	0.00029	0.05	No	22	0.00457	0.001393	90.91	None	No	0.01	NP (NDs)
Silver (mg/L)	ARGWC-15	0.001	0.00037	0.0051	No	17	0.0009147	0.0002431	88.24	None	No	0.01	NP (NDs)
Silver (mg/L)	ARGWC-16	0.001	0.00026	0.0051	No	17	0.0009565	0.0001795	94.12	None	No	0.01	NP (NDs)
Thallium (mg/L)	ARAMW-4	0.002	0.00022	0.002	No	9	0.001802	0.0005933	88.89	None	No	0.002	NP (NDs)
Thallium (mg/L)	ARGWC-15	0.002	0.000095	0.002	No	20	0.001905	0.000426	95	None	No	0.01	NP (NDs)
Thallium (mg/L)	ARGWC-16	0.002	0.00027	0.002	No	20	0.001739	0.0006387	85	None	No	0.01	NP (NDs)
Thallium (mg/L)	ARGWC-17	0.002	0.00063	0.002	No	20	0.001932	0.0003063	95	None	No	0.01	NP (NDs)
Thallium (mg/L)	ARGWC-18	0.002	0.00028	0.002	No	20	0.001914	0.0003846	95	None	No	0.01	NP (NDs)

Non-Parametric Confidence Interval

Compliance Limit is not exceeded. Per-well alpha = 0.01.

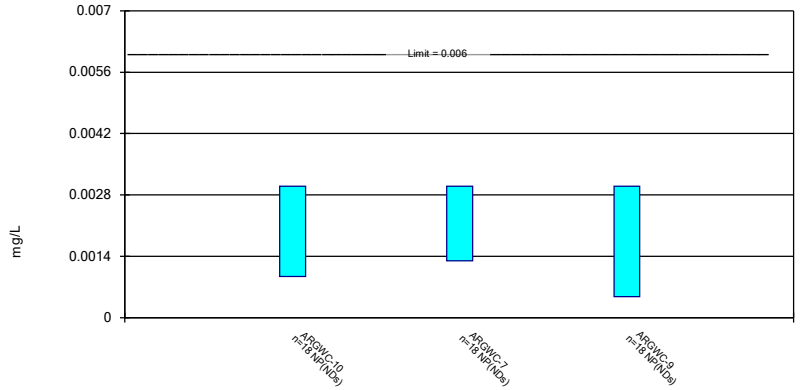

Constituent: Antimony Analysis Run 3/6/2024 10:26 AM View: Appendix I & IV Confidence Interval
Plant Arkwright Data: Arkwright No 3

Non-Parametric Confidence Interval

Compliance Limit is not exceeded. Per-well alpha = 0.01 except as noted.

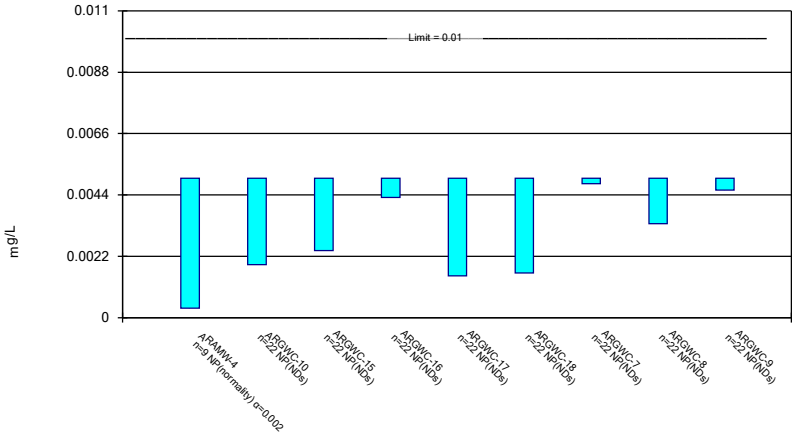

Constituent: Arsenic Analysis Run 3/6/2024 10:26 AM View: Appendix I & IV Confidence Interval
Plant Arkwright Data: Arkwright No 3

Parametric and Non-Parametric (NP) Confidence Interval

Compliance Limit is not exceeded. Per-well alpha = 0.01 except as noted. Normality Test: Shapiro Wilk, alpha based on n.

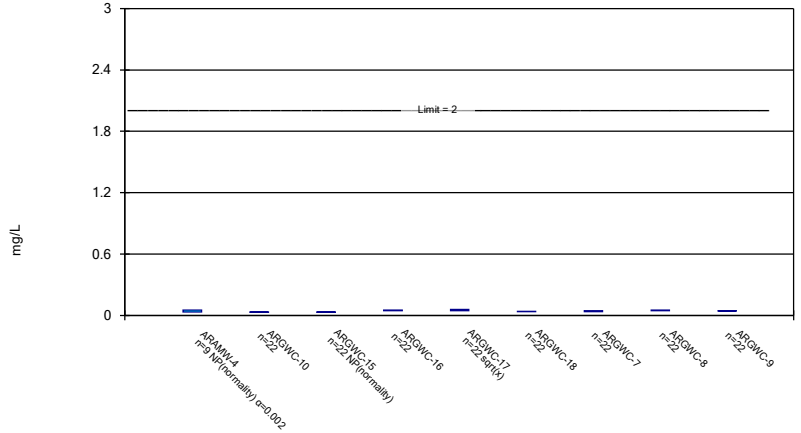

Constituent: Barium Analysis Run 3/6/2024 10:26 AM View: Appendix I & IV Confidence Interval
Plant Arkwright Data: Arkwright No 3

Non-Parametric Confidence Interval

Compliance Limit is not exceeded. Per-well alpha = 0.01.

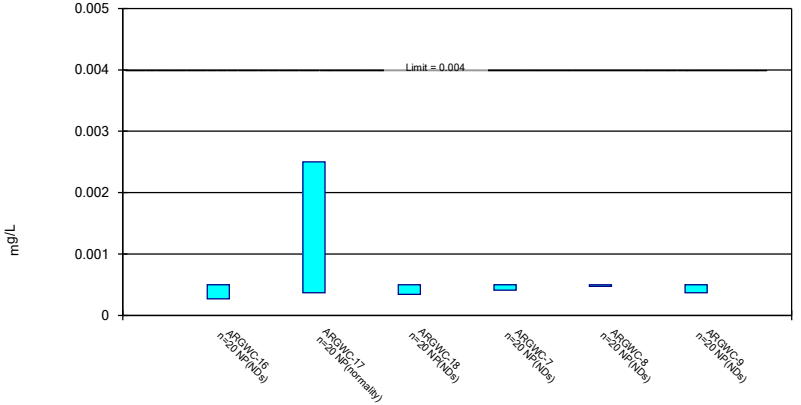

Constituent: Beryllium Analysis Run 3/6/2024 10:26 AM View: Appendix I & IV Confidence Interval
Plant Arkwright Data: Arkwright No 3

Non-Parametric Confidence Interval

Compliance Limit is not exceeded. Per-well alpha = 0.01 except as noted.

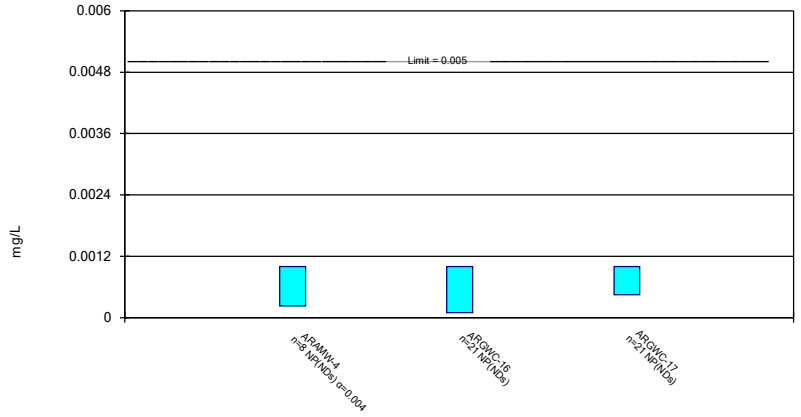

Constituent: Cadmium Analysis Run 3/6/2024 10:26 AM View: Appendix I & IV Confidence Interval
Plant Arkwright Data: Arkwright No 3

Sanitas™ v.10.0.10 Sanitas software utilized by Groundwater Stats Consulting. UG

Parametric and Non-Parametric (NP) Confidence Interval

Compliance Limit is not exceeded. Per-well alpha = 0.01. Normality Test: Shapiro Wilk, alpha based on n.

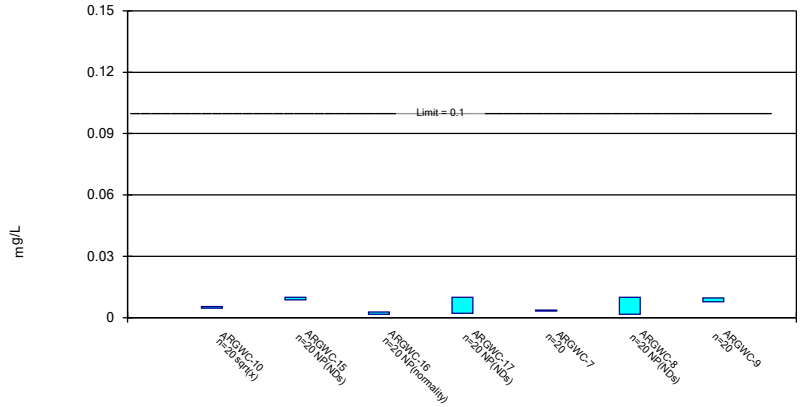

Constituent: Chromium Analysis Run 3/6/2024 10:26 AM View: Appendix I & IV Confidence Interval
Plant Arkwright Data: Arkwright No 3

Sanitas™ v.10.0.10 Sanitas software utilized by Groundwater Stats Consulting. UG

Parametric and Non-Parametric (NP) Confidence Interval

Compliance limit is exceeded.* Per-well alpha = 0.01. Normality Test: Shapiro Wilk, alpha based on n.

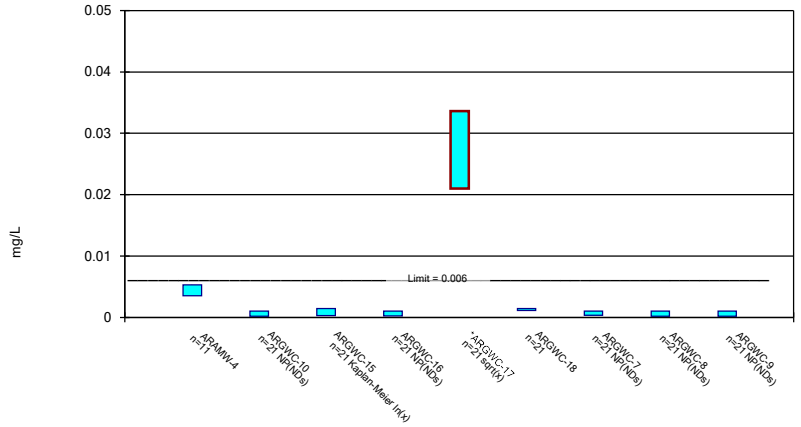

Constituent: Cobalt Analysis Run 3/6/2024 10:26 AM View: Appendix I & IV Confidence Interval
Plant Arkwright Data: Arkwright No 3

Sanitas™ v.10.0.10 Sanitas software utilized by Groundwater Stats Consulting. UG

Parametric and Non-Parametric (NP) Confidence Interval

Compliance Limit is not exceeded. Per-well alpha = 0.01. Normality Test: Shapiro Wilk, alpha based on n.

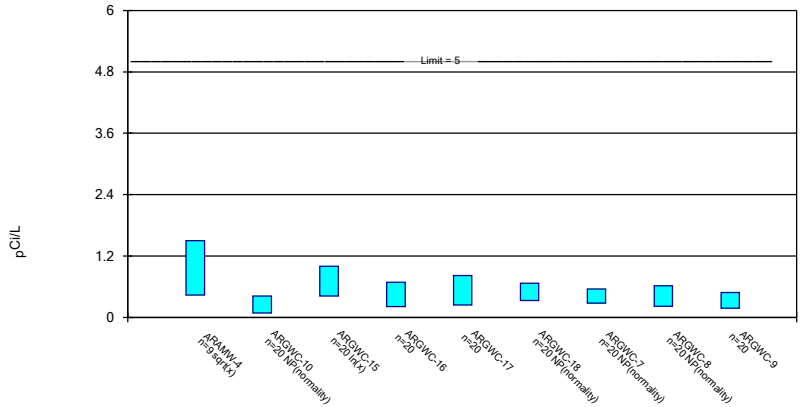

Constituent: Combined Radium 226 + 228 Analysis Run 3/6/2024 10:26 AM View: Appendix I & IV Confid
Plant Arkwright Data: Arkwright No 3

Parametric and Non-Parametric (NP) Confidence Interval

Compliance Limit is not exceeded. Per-well alpha = 0.01. Normality Test: Shapiro Wilk, alpha based on n.

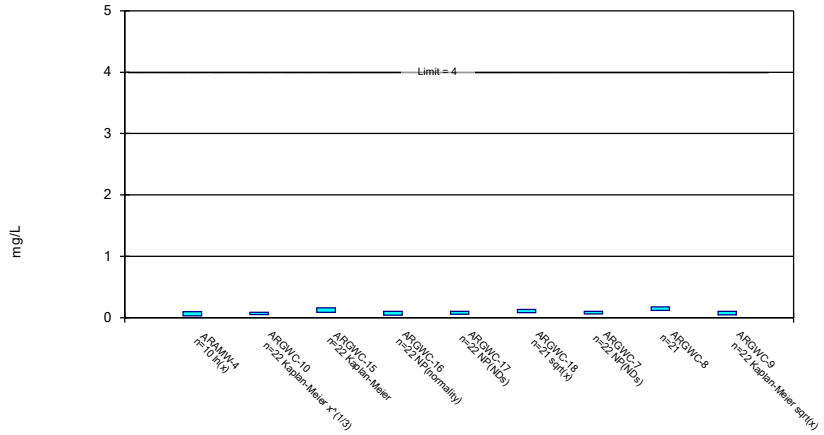

Constituent: Fluoride Analysis Run 3/6/2024 10:26 AM View: Appendix I & IV Confidence Interval
Plant Arkwright Data: Arkwright No 3

Sanitas™ v.10.0.10 Sanitas software utilized by Groundwater Stats Consulting. UG

Non-Parametric Confidence Interval

Compliance Limit is not exceeded. Per-well alpha = 0.01.

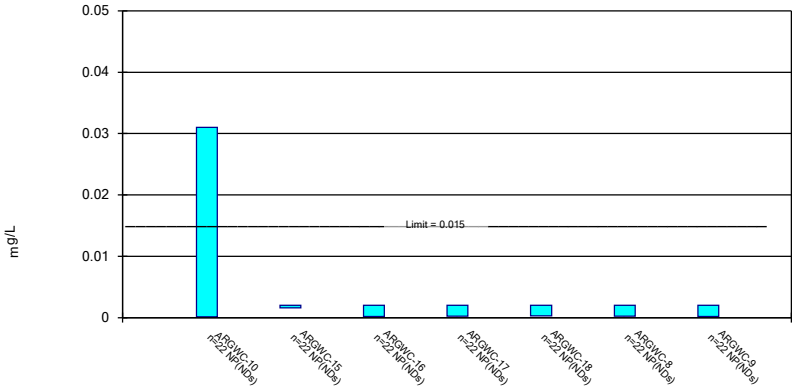

Constituent: Lead Analysis Run 3/6/2024 10:26 AM View: Appendix I & IV Confidence Interval
Plant Arkwright Data: Arkwright No 3

Sanitas™ v.10.0.10 Sanitas software utilized by Groundwater Stats Consulting. UG

Parametric and Non-Parametric (NP) Confidence Interval

Compliance Limit is not exceeded. Per-well alpha = 0.01. Normality Test: Shapiro Wilk, alpha based on n.

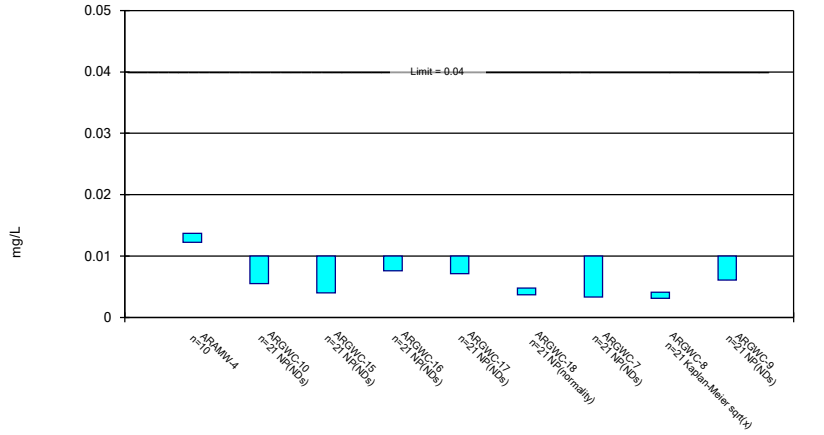

Constituent: Lithium Analysis Run 3/6/2024 10:26 AM View: Appendix I & IV Confidence Interval
Plant Arkwright Data: Arkwright No 3

Sanitas™ v.10.0.10 Sanitas software utilized by Groundwater Stats Consulting. UG

Non-Parametric Confidence Interval

Compliance Limit is not exceeded. Per-well alpha = 0.01.

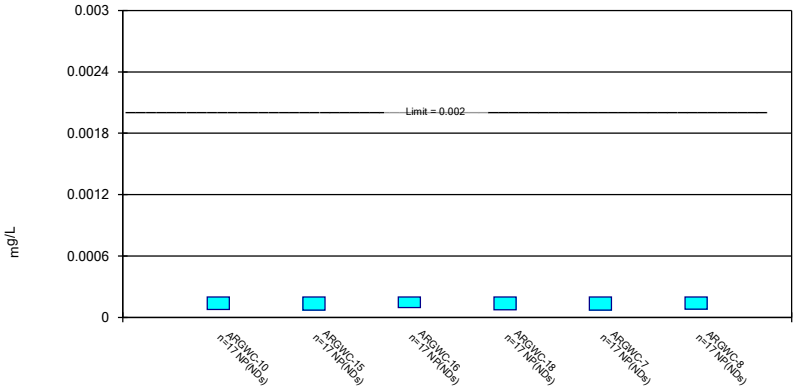

Constituent: Mercury Analysis Run 3/6/2024 10:26 AM View: Appendix I & IV Confidence Interval
Plant Arkwright Data: Arkwright No 3

Parametric and Non-Parametric (NP) Confidence Interval

Compliance Limit is not exceeded. Per-well alpha = 0.01 except as noted. Normality Test: Shapiro Wilk, alpha based on n.

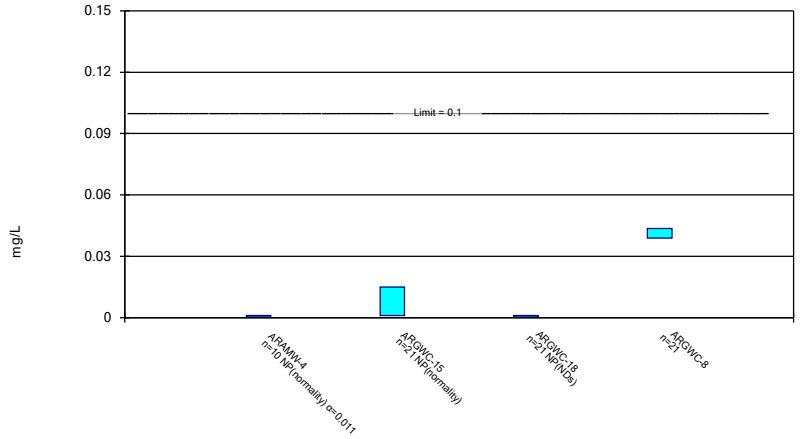

Constituent: Molybdenum Analysis Run 3/6/2024 10:26 AM View: Appendix I & IV Confidence Interval
Plant Arkwright Data: Arkwright No 3

Sanitas™ v.10.0.10 Sanitas software utilized by Groundwater Stats Consulting. UG

Parametric and Non-Parametric (NP) Confidence Interval

Compliance Limit is not exceeded. Per-well alpha = 0.01 except as noted. Normality Test: Shapiro Wilk, alpha based on n.

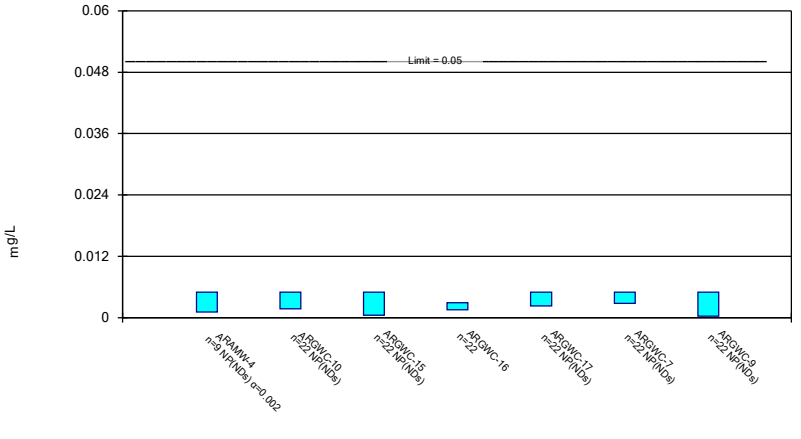

Constituent: Selenium Analysis Run 3/6/2024 10:26 AM View: Appendix I & IV Confidence Interval
Plant Arkwright Data: Arkwright No 3

Sanitas™ v.10.0.10 Sanitas software utilized by Groundwater Stats Consulting. UG

Non-Parametric Confidence Interval

Compliance Limit is not exceeded. Per-well alpha = 0.01.

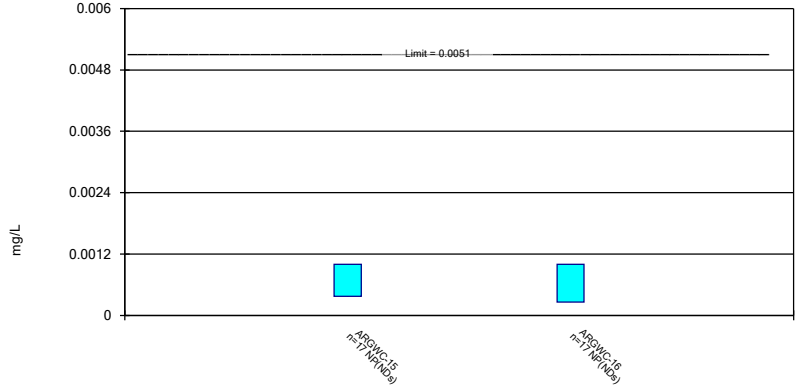

Constituent: Silver Analysis Run 3/6/2024 10:26 AM View: Appendix I & IV Confidence Interval
Plant Arkwright Data: Arkwright No 3

Sanitas™ v.10.0.10 Sanitas software utilized by Groundwater Stats Consulting. UG

Non-Parametric Confidence Interval

Compliance Limit is not exceeded. Per-well alpha = 0.01 except as noted.

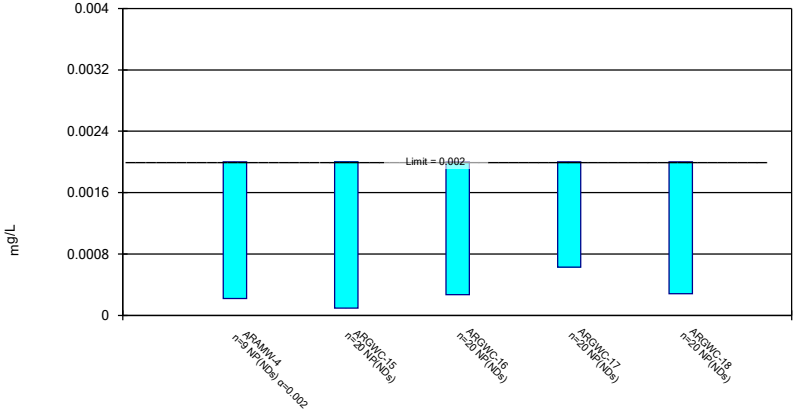

Constituent: Thallium Analysis Run 3/6/2024 10:26 AM View: Appendix I & IV Confidence Interval
Plant Arkwright Data: Arkwright No 3

Confidence Interval

Constituent: Antimony (mg/L) Analysis Run 3/6/2024 10:28 AM View: Appendix I & IV Confidence Interval

Plant Arkwright Data: Arkwright No 3

	ARGWC-10	ARGWC-7	ARGWC-9
8/31/2016		<0.003	<0.003
9/1/2016	<0.003		
10/25/2016	<0.003	0.0013 (J)	<0.003
1/26/2017		<0.003	<0.003
1/27/2017	<0.003		
4/12/2017	<0.003	<0.003	<0.003
6/22/2017	<0.003	<0.003	<0.003
10/25/2017		<0.003	<0.003
10/26/2017	<0.003		
4/10/2018		<0.003	
4/11/2018	<0.003		<0.003
10/17/2018	<0.003	<0.003	<0.003
8/21/2019	<0.003	<0.003	<0.003
10/9/2019	<0.003	<0.003	0.00048 (J)
4/8/2020	0.00094 (J)	<0.003	
4/9/2020			<0.003
8/18/2020		<0.003	
8/19/2020	<0.003		<0.003
9/9/2021			<0.003
9/10/2021	<0.003	<0.003	
2/2/2022	<0.003		<0.003
2/3/2022		<0.003	
8/31/2022	<0.003	<0.003	<0.003
2/2/2023	<0.003	<0.003	<0.003
8/9/2023	<0.003		
8/10/2023		<0.003	<0.003
1/25/2024	<0.003	<0.003	<0.003
Mean	0.002886	0.002906	0.00286
Std. Dev.	0.0004855	0.0004007	0.000594
Upper Lim.	0.003	0.003	0.003
Lower Lim.	0.00094	0.0013	0.00048

ND substitution: RL or RL/2 if <15% NDs.

Confidence Interval

Constituent: Arsenic (mg/L) Analysis Run 3/6/2024 10:28 AM View: Appendix I & IV Confidence Interval

Plant Arkwright Data: Arkwright No 3

	ARAMW-4	ARGWC-10	ARGWC-15	ARGWC-16	ARGWC-17	ARGWC-18	ARGWC-7	ARGWC-8	ARGWC-9
6/23/2016		<0.005	<0.005				<0.005	<0.005	<0.005
6/24/2016				<0.005	<0.005	<0.005			
8/31/2016							<0.005	<0.005	<0.005
9/1/2016		<0.005		<0.005	<0.005	<0.005			
9/2/2016			0.00062 (J)						
10/25/2016		<0.005		<0.005	<0.005		<0.005		<0.005
10/26/2016			<0.005			<0.005		<0.005	
1/26/2017			<0.005	<0.005	<0.005		<0.005	<0.005	<0.005
1/27/2017		<0.005				<0.005			
4/11/2017				0.00067 (J)	0.00084 (J)				
4/12/2017		<0.005	<0.005			<0.005	0.00078 (J)	0.00072 (J)	<0.005
6/21/2017			<0.005	<0.005	<0.005	<0.005		<0.005	
6/22/2017		<0.005					<0.005		<0.005
10/25/2017						<0.005	<0.005		<0.005
10/26/2017		<0.005	<0.005	<0.005	0.00087 (J)			<0.005	
4/10/2018			<0.005	<0.005	<0.005		<0.005		
4/11/2018		<0.005				<0.005		<0.005	<0.005
10/16/2018				<0.005					
10/17/2018		<0.005	<0.005		<0.005	0.00066 (J)	<0.005	0.00063 (J)	<0.005
3/27/2019			<0.005			<0.005			
3/28/2019		0.0011 (J)		0.00057 (J)	<0.005		<0.005	<0.005	0.00051 (J)
8/20/2019				<0.005					
8/21/2019		0.0004 (J)	0.00036 (J)		0.00044 (J)	0.00033 (J)	<0.005	0.00036 (J)	<0.005
10/8/2019			<0.005						
10/9/2019		0.0019		0.001	0.0015	0.0016	0.0015	0.0014	0.0011
4/8/2020		<0.005	<0.005	<0.005	<0.005		<0.005		
4/9/2020						<0.005		<0.005	<0.005
8/18/2020					<0.005		<0.005		
8/19/2020		<0.005	<0.005	<0.005					<0.005
8/20/2020	0.00034 (J)					<0.005		<0.005	
9/29/2020			<0.005	<0.005	<0.005		<0.005		
9/30/2020	0.00039 (J)					<0.005			
10/1/2020		<0.005						<0.005	<0.005
2/9/2021		<0.005	<0.005	<0.005	<0.005				
2/10/2021	<0.005					<0.005	<0.005	<0.005	<0.005
9/8/2021	<0.005		<0.005	0.00031 (J)	0.00039 (J)				
9/9/2021						0.0004 (J)		<0.005	<0.005
9/10/2021		<0.005					<0.005		
2/2/2022	0.00035 (J)	<0.005			0.00044 (J)			<0.005	<0.005
2/3/2022			<0.005	<0.005		<0.005	<0.005		
8/31/2022		<0.005	<0.005	<0.005			<0.005	<0.005	<0.005
9/2/2022	0.00339 (J)				<0.005	<0.005			
2/2/2023		<0.005		<0.005		<0.005	<0.005	<0.005	<0.005
2/3/2023			<0.005		<0.005				
2/7/2023	<0.005								
8/9/2023	0.00241 (J)	<0.005			<0.005				
8/10/2023			0.0024 (J)	0.00431 (J)		<0.005	0.0048 (J)	0.00337 (J)	0.00457 (J)
1/25/2024	<0.005	<0.005	<0.005	<0.005	<0.005	<0.005	<0.005	<0.005	<0.005
Mean	0.002987	0.004473	0.004472	0.004175	0.00384	0.004227	0.00464	0.004158	0.004599
Std. Dev.	0.002162	0.001378	0.001403	0.001717	0.00195	0.001693	0.001139	0.001676	0.001235
Upper Lim.	0.005	0.005	0.005	0.005	0.005	0.005	0.005	0.005	0.005
Lower Lim.	0.00034	0.0019	0.0024	0.00431	0.0015	0.0016	0.0048	0.00337	0.00457

ND substitution: RL or RL/2 if <15% NDs.

Confidence Interval

Constituent: Barium (mg/L) Analysis Run 3/6/2024 10:28 AM View: Appendix I & IV Confidence Interval

Plant Arkwright Data: Arkwright No 3

	ARAMW-4	ARGWC-10	ARGWC-15	ARGWC-16	ARGWC-17	ARGWC-18	ARGWC-7	ARGWC-8	ARGWC-9
6/23/2016		0.028	0.028				0.031	0.039	0.043
6/24/2016				0.056	0.044	0.034			
8/31/2016							0.03	0.037	0.042
9/1/2016		0.027		0.051	0.046	0.033			
9/2/2016			0.074						
10/25/2016		0.0296		0.0637	0.0436		0.0317		0.0455
10/26/2016			0.0408			0.0339		0.0423	
1/26/2017			0.038	0.055	0.051		0.035	0.046	0.048
1/27/2017		0.035				0.037			
4/11/2017				0.055	0.043				
4/12/2017		0.031	0.03			0.032	0.034	0.041	0.045
6/21/2017			0.028	0.054	0.043	0.036		0.049	
6/22/2017		0.035					0.038		0.055
10/25/2017						0.041	0.038		0.049
10/26/2017		0.032	0.029	0.046	0.038			0.046	
4/10/2018			0.032	0.056	0.046		0.038		
4/11/2018		0.034				0.04		0.048	0.052
10/16/2018				0.039					
10/17/2018		0.031	0.028		0.043	0.039	0.038	0.045	0.046
3/27/2019			0.032			0.033			
3/28/2019		0.031		0.054	0.045		0.038	0.045	0.047
8/20/2019				0.046					
8/21/2019		0.035	0.033		0.05	0.036	0.041	0.052	0.045
10/8/2019			0.031						
10/9/2019		0.031		0.057	0.049	0.039	0.046	0.049	0.041
4/8/2020		0.031	0.03	0.042	0.045		0.039		
4/9/2020						0.041		0.045	0.044
8/18/2020					0.062		0.044		
8/19/2020		0.034	0.028	0.045					0.046
8/20/2020	0.053					0.041		0.053	
9/29/2020			0.03	0.042	0.056		0.042		
9/30/2020	0.053					0.041			
10/1/2020		0.032						0.052	0.045
2/9/2021		0.031	0.029	0.044	0.051				
2/10/2021	0.042					0.038	0.041	0.049	0.038
9/8/2021	0.037		0.043	0.035	0.058				
9/9/2021						0.046		0.051	0.038
9/10/2021		0.031					0.045		
2/2/2022	0.036	0.034			0.062			0.059	0.04
2/3/2022			0.03	0.047		0.043	0.051		
8/31/2022		0.0345	0.0325	0.0383			0.0505	0.0571	0.0391
9/2/2022	0.0374				0.0727	0.0369			
2/2/2023		0.034		0.0468		0.0387	0.0518	0.0554	0.0391
2/3/2023			0.0287		0.0572				
2/7/2023	0.0364								
8/9/2023	0.0372	0.0363			0.0861				
8/10/2023			0.037	0.0381		0.0415	0.054	0.0603	0.0401
1/25/2024	0.0343	0.0373	0.0325	0.0476	0.0519	0.0404	0.0563	0.0641	0.0414
Mean	0.0407	0.03249	0.03384	0.04811	0.05198	0.03825	0.04151	0.04933	0.04405
Std. Dev.	0.007268	0.002622	0.009905	0.007508	0.01119	0.003633	0.007549	0.006962	0.004473
Upper Lim.	0.053	0.03389	0.033	0.05214	0.05726	0.0402	0.04557	0.05306	0.04646
Lower Lim.	0.0343	0.03108	0.0287	0.04408	0.04598	0.0363	0.03746	0.04559	0.04165

Confidence Interval

Constituent: Beryllium (mg/L) Analysis Run 3/6/2024 10:28 AM View: Appendix I & IV Confidence Interval

Plant Arkwright Data: Arkwright No 3

	ARGWC-16	ARGWC-17	ARGWC-18	ARGWC-7	ARGWC-8	ARGWC-9
8/31/2016				<0.0005	<0.0005	<0.0005
9/1/2016	<0.0005	0.00034 (J)	<0.0005			
10/25/2016	<0.0005	0.0002 (J)		0.0001 (J)		<0.0005
10/26/2016			<0.0005		<0.0005	
1/26/2017	<0.0005	<0.0025		<0.0005	<0.0005	<0.0005
1/27/2017			<0.0005			
4/11/2017	<0.0005	<0.0025				
4/12/2017			<0.0005	<0.0005	<0.0005	<0.0005
6/21/2017	<0.0005	<0.0025	<0.0005		<0.0005	
6/22/2017				<0.0005		<0.0005
10/25/2017			<0.0005	<0.0005		<0.0005
10/26/2017	<0.0005	<0.0025			<0.0005	
4/10/2018	<0.0005	<0.0025		<0.0005		
4/11/2018			<0.0005		<0.0005	<0.0005
10/16/2018	<0.0005					
10/17/2018		<0.0025	<0.0005	<0.0005	<0.0005	<0.0005
8/20/2019	<0.0005					
8/21/2019		0.00025 (J)	<0.0005	<0.0005	<0.0005	<0.0005
10/9/2019	0.00027 (J)	0.00076 (J)	0.00034 (J)	0.00041 (J)	0.00047 (J)	0.00037 (J)
4/8/2020	<0.0005	0.00025 (J)		<0.0005		
4/9/2020			<0.0005		<0.0005	<0.0005
8/18/2020		0.00039 (J)		<0.0005		
8/19/2020	<0.0005					<0.0005
8/20/2020			<0.0005		<0.0005	
9/29/2020	<0.0005	0.0004 (J)		<0.0005		
9/30/2020			<0.0005			
10/1/2020					<0.0005	<0.0005
2/9/2021	<0.0005	<0.0025				
2/10/2021			<0.0005	<0.0005	<0.0005	<0.0005
9/8/2021	<0.0005	0.00037 (J)				
9/9/2021			<0.0005		<0.0005	<0.0005
9/10/2021				<0.0005		
2/2/2022		0.00051 (J)			<0.0005	<0.0005
2/3/2022	<0.0005		<0.0005	<0.0005		
8/31/2022	<0.0005			<0.0005	<0.0005	<0.0005
9/2/2022		0.000417 (J)	<0.0005			
2/2/2023	<0.0005		<0.0005	<0.0005	<0.0005	<0.0005
2/3/2023		0.00044 (J)				
8/9/2023		0.00049 (J)				
8/10/2023	<0.0005		<0.0005	<0.0005	<0.0005	<0.0005
1/25/2024	<0.0005	0.000379 (J)	<0.0005	<0.0005	<0.0005	<0.0005
Mean	0.0004885	0.001135	0.000492	0.0004755	0.0004985	0.0004935
Std. Dev.	5.143E-05	0.001034	3.578E-05	9.064E-05	6.708E-06	2.907E-05
Upper Lim.	0.0005	0.0025	0.0005	0.0005	0.0005	0.0005
Lower Lim.	0.00027	0.00037	0.00034	0.00041	0.00047	0.00037

ND substitution: RL or RL/2 if <15% NDs.

Confidence Interval

Constituent: Cadmium (mg/L) Analysis Run 3/6/2024 10:28 AM View: Appendix I & IV Confidence Interval

Plant Arkwright Data: Arkwright No 3

	ARAMW-4	ARGWC-16	ARGWC-17
6/24/2016		<0.001	<0.001
9/1/2016		<0.001	<0.001
10/25/2016		0.0001 (J)	0.0001 (J)
1/26/2017		<0.001	<0.001
4/11/2017		<0.001	<0.001
6/21/2017		<0.001	<0.001
10/26/2017		<0.001	<0.001
4/10/2018		<0.001	<0.001
10/16/2018		<0.001	
10/17/2018			<0.001
3/28/2019		<0.001	<0.001
8/20/2019		<0.001	
8/21/2019			0.00013 (J)
10/9/2019		<0.001	0.00018 (J)
4/8/2020		<0.001	<0.001
8/18/2020			<0.001
8/19/2020		<0.001	
8/20/2020	<0.001		
2/9/2021		<0.001	<0.001
2/10/2021	<0.001		
9/8/2021	<0.001	<0.001	<0.001
2/2/2022	0.00023 (J)		0.0003 (J)
2/3/2022		<0.001	
8/31/2022		<0.001	
9/2/2022	<0.001		<0.001
2/2/2023		<0.001	
2/3/2023			<0.001
2/7/2023	<0.001		
8/9/2023	<0.001		0.000445 (J)
8/10/2023		<0.001	
1/25/2024	<0.001	<0.001	<0.001
Mean	0.0009038	0.0009571	0.0008169
Std. Dev.	0.0002722	0.0001964	0.0003416
Upper Lim.	0.001	0.001	0.001
Lower Lim.	0.00023	0.0001	0.000445

ND substitution: RL or RL/2 if <15% NDs.

Confidence Interval

Constituent: Chromium (mg/L) Analysis Run 3/6/2024 10:28 AM View: Appendix I & IV Confidence Interval

Plant Arkwright Data: Arkwright No 3

	ARGWC-10	ARGWC-15	ARGWC-16	ARGWC-17	ARGWC-7	ARGWC-8	ARGWC-9
8/31/2016					0.0033	<0.01	0.011
9/1/2016	0.0038		0.0017 (J)	<0.01			
9/2/2016		0.0087					
10/25/2016	0.0042 (J)		0.0023 (J)	<0.01	0.0029 (J)		0.0109
10/26/2016		<0.01				<0.01	
1/26/2017		<0.01	0.0017 (J)	0.0016 (J)	0.0033	<0.01	0.011
1/27/2017	0.005						
4/11/2017			0.0019 (J)	0.0013 (J)			
4/12/2017	0.0048	<0.01			0.0036	<0.01	0.0096
6/21/2017		<0.01	0.0017 (J)	<0.01		<0.01	
6/22/2017	0.0047				0.0036		0.011
10/25/2017					0.0028		0.0094
10/26/2017	0.0043	<0.01	0.0013 (J)	<0.01		<0.01	
4/10/2018		<0.01	0.0019 (J)	<0.01	0.0038		
4/11/2018	0.0051					<0.01	0.01
10/16/2018			0.0013 (J)				
10/17/2018	0.0051	<0.01		<0.01	0.0036	<0.01	0.0096
8/20/2019			0.0025				
8/21/2019	0.0073	0.0017 (J)		<0.01	0.0046	0.0015 (J)	0.0097
10/8/2019		<0.01					
10/9/2019	0.006		0.0027	0.0021	0.0042	0.0017 (J)	0.0084
4/8/2020	0.0046	<0.01	0.0021	<0.01	0.0027		
4/9/2020						<0.01	0.0069
8/18/2020				<0.01	0.0031		
8/19/2020	0.0049	<0.01	0.0021				0.008
8/20/2020						<0.01	
9/29/2020		<0.01	0.002	<0.01	0.0031		
10/1/2020	0.0047					<0.01	0.0075
2/9/2021	0.0046	<0.01	0.0018 (J)	<0.01			
2/10/2021					0.003	<0.01	0.007
9/8/2021		0.0027	0.0016 (J)	<0.01			
9/9/2021						<0.01	0.0071
9/10/2021	0.0049				0.0032		
2/2/2022	0.005			<0.01		<0.01	0.0068
2/3/2022		<0.01	0.0018 (J)		0.0043		
8/31/2022	0.0055 (J)	<0.01	<0.01		0.00344 (J)	<0.01	0.00766 (J)
9/2/2022				<0.01			
2/2/2023	0.00534 (J)		<0.01		0.00353 (J)	<0.01	0.00753 (J)
2/3/2023		<0.01		<0.01			
8/9/2023	0.00473 (J)			<0.01			
8/10/2023		<0.01	<0.01		0.00353 (J)	<0.01	0.00775 (J)
1/25/2024	0.00527 (J)	<0.01	<0.01	<0.01	0.00317 (J)	<0.01	0.007 (J)
Mean	0.004992	0.009155	0.00352	0.00875	0.003439	0.00916	0.008692
Std. Dev.	0.0007237	0.002402	0.003342	0.003056	0.0004989	0.002586	0.001557
Upper Lim.	0.005371	0.01	0.0027	0.01	0.003722	0.01	0.009576
Lower Lim.	0.004583	0.0087	0.0017	0.0021	0.003155	0.0017	0.007808

ND substitution: RL or RL/2 if <15% NDs.

Confidence Interval

Constituent: Cobalt (mg/L) Analysis Run 3/6/2024 10:28 AM View: Appendix I & IV Confidence Interval

Plant Arkwright Data: Arkwright No 3

	ARAMW-4	ARGWC-10	ARGWC-15	ARGWC-16	ARGWC-17	ARGWC-18	ARGWC-7	ARGWC-8	ARGWC-9
8/31/2016							<0.001	<0.001	<0.001
9/1/2016		<0.001		<0.001	0.037	0.0014 (J)			
9/2/2016			0.03						
10/25/2016		<0.001		<0.001	0.0144		<0.001		<0.001
10/26/2016			0.0036 (J)			0.0013 (J)		<0.001	
1/26/2017			0.011	<0.001	0.022		<0.001	<0.001	<0.001
1/27/2017		<0.001				0.0021 (J)			
4/11/2017				<0.001	0.026				
4/12/2017		<0.001	<0.001			0.0015 (J)	<0.001	<0.001	<0.001
6/21/2017			<0.001	<0.001	0.027	0.0018 (J)		<0.001	
6/22/2017		<0.001					<0.001		<0.001
10/25/2017						0.0013 (J)	<0.001		<0.001
10/26/2017		<0.001	<0.001	<0.001	0.021			<0.001	
4/10/2018			0.00045 (J)	<0.001	0.021		<0.001		
4/11/2018		<0.001				0.0014 (J)		<0.001	<0.001
10/16/2018				<0.001					
10/17/2018		<0.001	<0.001		0.014	0.0012 (J)	<0.001	<0.001	<0.001
8/20/2019				0.00016 (J)					
8/21/2019		0.00017 (J)	0.00048 (J)		0.018	0.0012	8.6E-05 (J)	0.00021 (J)	<0.001
10/8/2019			0.00019 (J)						
10/9/2019		0.00019 (J)		0.00026 (J)	0.017	0.00099	0.00034 (J)	0.00041 (J)	0.00021 (J)
1/15/2020	0.0064								
4/8/2020		<0.001	0.00026 (J)	<0.001	0.016		<0.001		
4/9/2020						0.00091 (J)		0.00013 (J)	0.00015 (J)
6/23/2020		0.00013 (J)						0.00017 (J)	
6/24/2020	0.0049			0.00013 (J)	0.024	0.00115 (JD)			
6/25/2020			0.00022 (J)				<0.001		
6/26/2020									<0.001
8/18/2020					0.03		<0.001		
8/19/2020		0.00015 (J)	0.0004 (J)	<0.001					0.00013 (J)
8/20/2020	0.005					0.0014 (JD)		0.00023 (J)	
9/29/2020			0.0003 (J)	<0.001	0.027		<0.001		
9/30/2020	0.0046					0.00125 (JD)			
10/1/2020		<0.001						0.00021 (J)	<0.001
2/9/2021		<0.001	<0.001	<0.001	0.025				
2/10/2021	0.0053					0.0011 (J)	<0.001	0.00015 (J)	<0.001
9/8/2021	0.0048		0.004	<0.001	0.032				
9/9/2021						0.0016 (J)		<0.001	<0.001
9/10/2021		<0.001					<0.001		
2/2/2022	0.0042	<0.001			0.033			0.00032 (J)	<0.001
2/3/2022			<0.001	<0.001		0.0013 (J)	<0.001		
8/31/2022		<0.001	<0.001	<0.001			<0.001	<0.001	<0.001
9/2/2022	0.00411				0.0516	0.00111			
2/2/2023		<0.001		<0.001		0.00109	<0.001	<0.001	<0.001
2/3/2023			<0.001		0.0332				
2/7/2023	0.00343								
8/9/2023	0.00337	<0.001			0.0689				
8/10/2023			0.00439	<0.001		0.0011	<0.001	<0.001	<0.001
1/25/2024	0.00251	<0.001	<0.001	<0.001	0.0319	0.00106	<0.001	<0.001	<0.001
Mean	0.00442	0.00084	0.003061	0.0008833	0.0281	0.001298	0.000925	0.0007062	0.0008805
Std. Dev.	0.001064	0.0003381	0.006642	0.0002936	0.01286	0.0002794	0.0002401	0.0003878	0.0003003
Upper Lim.	0.005306	0.001	0.001453	0.001	0.03361	0.001452	0.001	0.001	0.001

ND substitution: RL or RL/2 if <15% NDs.

Confidence Interval

Constituent: Cobalt (mg/L) Analysis Run 3/6/2024 10:28 AM View: Appendix I & IV Confidence Interval

Plant Arkwright Data: Arkwright No 3

	ARAMW-4	ARGWC-10	ARGWC-15	ARGWC-16	ARGWC-17	ARGWC-18	ARGWC-7	ARGWC-8	ARGWC-9
Lower Lim.	0.003534	0.00019	0.0002994	0.00026	0.02101	0.001144	0.00034	0.00021	0.00021

Confidence Interval

Constituent: Combined Radium 226 + 228 (pCi/L) Analysis Run 3/6/2024 10:28 AM View: Appendix I & IV Confidence Interval

Plant Arkwright Data: Arkwright No 3

	ARAMW-4	ARGWC-10	ARGWC-15	ARGWC-16	ARGWC-17	ARGWC-18	ARGWC-7	ARGWC-8	ARGWC-9
8/31/2016							-0.106 (U)	0.218 (U)	0.279 (U)
9/1/2016		0.153 (U)		0.568	-0.081 (U)	0.495 (U)			
9/2/2016			2.11						
10/25/2016		0.328 (U)		1.57	0.675 (U)		0.518 (U)		0.393 (U)
10/26/2016			2.45			0.606 (U)		0.335 (U)	
1/26/2017			0.276 (U)	0.255 (U)	0.18 (U)		0.37	0.345 (U)	0.0879 (U)
1/27/2017		-0.0761 (U)				0.641			
4/11/2017				0.334 (U)	0.547				
4/12/2017		0.112 (U)	0.387 (U)			-0.0936 (U)	0.316 (U)	0.37 (U)	0.219 (U)
6/21/2017			0.194 (U)	0.518	0.38	0.5		0.144 (U)	
6/22/2017		0.414					0.229 (U)		0.552
10/25/2017						0.345 (U)	0.281 (U)		0.388 (U)
10/26/2017		0.334 (U)	0.519	0.79	1.48			0.51	
4/10/2018			0.604	0.394	0.39		0.492		
4/11/2018		0.17 (U)				0.331 (U)		0.362	0.322
10/16/2018				0.0598 (U)					
10/17/2018		0.38 (U)	0.46 (U)		0.781	0.62	0.495 (U)	0.385 (U)	0.327 (U)
8/20/2019				0.227 (U)					
8/21/2019		0.352 (U)	0.491		-0.0366 (U)	0.693	0.0805 (U)	0.125 (U)	0.0554 (U)
10/8/2019			0.421 (U)						
10/9/2019		-0.38 (U)		-0.0245 (U)	0.118 (U)	0.0684 (U)	0.552	-0.164 (U)	-0.238 (U)
4/8/2020		-0.0401 (U)	0.309 (U)	0.28 (U)	0.402 (U)		0.366 (U)		
4/9/2020						0.419 (U)		0.255 (U)	0.334 (U)
8/18/2020					0.423		0.376 (U)		
8/19/2020		-0.0271 (U)	0.538	0.306 (U)					0.124 (U)
8/20/2020	0.624 (U)					0.191 (U)		0.14 (U)	
9/29/2020			0.394 (U)	-0.0246 (U)	0.175 (U)		0.334 (U)		
9/30/2020	0.532					0.0811 (U)			
10/1/2020		0.172 (U)						0.512 (U)	0.501
2/9/2021		0.163 (U)	0.669	0.46	0.332 (U)				
2/10/2021	0.932					0.568	0.412	0.384	0.515
9/8/2021	0.528		1.62	-0.108 (U)	-0.015 (U)				
9/9/2021						0.669		0.616	0.57
9/10/2021		0.0831 (U)					0.861		
2/2/2022	0.369 (U)	0.338 (U)			0.107 (U)			0.271 (U)	0.73 (U)
2/3/2022			0.609	0.712		0.503	0.12 (U)		
8/31/2022		0.5	0.51	0.493			0.804	0.618	0.0403
9/2/2022	0.947				1.75	2.67			
2/2/2023		2.32 (U)		1.31 (U)		2.04	1.76 (U)	0.844 (U)	0.0399 (U)
2/3/2023			0.376 (U)		0.751 (U)				
2/7/2023	1.16 (U)								
8/9/2023	2.55	2.22			1.05 (U)				
8/10/2023			2.75	0.34 (U)		1.65 (U)	1.27 (U)	0.68 (U)	0.492 (U)
1/25/2024	1.05 (U)	0.699 (U)	2.03	0.505 (U)	1.2 (U)	0.334 (U)	0.388 (U)	1.96	0.921 (U)
Mean	0.9658	0.4107	0.8859	0.4482	0.5304	0.6665	0.4959	0.4455	0.3326
Std. Dev.	0.6528	0.6778	0.8064	0.4156	0.51	0.6829	0.4197	0.4227	0.271
Upper Lim.	1.501	0.414	1	0.6842	0.82	0.669	0.552	0.616	0.4865
Lower Lim.	0.4376	0.0831	0.4139	0.2122	0.2408	0.331	0.281	0.218	0.1787

Confidence Interval

Constituent: Fluoride (mg/L) Analysis Run 3/6/2024 10:28 AM View: Appendix I & IV Confidence Interval

Plant Arkwright Data: Arkwright No 3

	ARAMW-4	ARGWC-10	ARGWC-15	ARGWC-16	ARGWC-17	ARGWC-18	ARGWC-7	ARGWC-8	ARGWC-9
8/31/2016							<0.1	0.11 (J)	<0.1
9/1/2016		<0.1		<0.1	<0.1	0.083 (J)			
9/2/2016			0.21						
10/25/2016		0.1 (J)		0.08 (J)	0.08 (J)		0.02 (J)		0.2 (J)
10/26/2016			0.21 (J)			0.32 (o)		0.43 (o)	
1/26/2017			0.097 (J)	<0.1	<0.1		<0.1	0.13 (J)	<0.1
1/27/2017		<0.1				0.097 (J)			
4/11/2017				<0.1	<0.1				
4/12/2017		<0.1	<0.2			0.088 (J)	<0.1	0.13 (J)	<0.1
6/21/2017			<0.2	<0.1	<0.1	0.096 (J)		0.14 (J)	
6/22/2017		<0.1					<0.1		<0.1
10/25/2017						0.092 (J)	<0.1		<0.1
10/26/2017		<0.1	<0.2	<0.1	<0.1			0.13 (J)	
4/10/2018			<0.2	<0.1	<0.1		<0.1		
4/11/2018		<0.1				0.09 (J)		0.13 (J)	<0.1
10/16/2018				<0.1					
10/17/2018		<0.1	0.1 (J)		<0.1	0.11 (J)	<0.1	0.16 (J)	<0.1
3/27/2019			0.05 (J)			0.05 (J)			
3/28/2019		0.03 (J)		<0.1	<0.1		<0.1	0.089 (J)	<0.1
8/20/2019				0.033 (J)					
8/21/2019		0.047 (J)	0.1 (J)		0.031 (J)	0.079 (J)	<0.1	0.12 (J)	0.03 (J)
10/8/2019			0.33 (J)						
10/9/2019		0.053 (J)		0.031 (J)	0.03 (J)	0.068 (J)	0.032 (J)	0.085 (J)	0.038 (J)
4/8/2020		0.071 (J)	0.12	0.051 (J)	0.053 (J)		0.062 (J)		
4/9/2020						0.11		0.16	0.066 (J)
6/23/2020		0.04 (J)						0.12	
6/24/2020	0.041 (J)			0.038 (J)	<0.1	0.094 (J)			
6/25/2020			0.067 (J)				<0.1		
6/26/2020									0.027 (J)
8/18/2020					<0.1		<0.1		
8/19/2020		<0.1	0.081 (J)	<0.1					<0.1
8/20/2020	<0.1					<0.1		0.054 (J)	
9/29/2020			0.089 (J)	0.026 (J)	0.029 (J)		0.027 (J)		
9/30/2020	0.028 (J)					0.082 (J)			
10/1/2020		0.048 (J)						0.14	0.041 (J)
2/9/2021		0.051 (J)	0.094 (J)	0.056 (J)	<0.1				
2/10/2021	0.028 (J)					0.12	0.033 (J)	0.17	0.051 (J)
9/8/2021	0.034 (J)		0.15	0.044 (J)	0.055 (J)				
9/9/2021						0.17		0.18	0.06 (J)
9/10/2021		0.067 (J)					0.032 (J)		
2/2/2022	0.055 (J)	0.063 (J)			0.028 (J)			0.19	0.043 (J)
2/3/2022			0.068 (J)	0.027 (J)		0.078 (J)	0.074 (J)		
8/31/2022		<0.1	0.169	<0.1			<0.1	0.172	0.147
9/2/2022	0.059 (J)				0.082 (J)	0.141			
2/2/2023		0.134		<0.1		0.176	<0.1	0.217	0.182
2/3/2023			0.136 (J)		<0.1				
2/7/2023	0.038 (J)								
8/9/2023	0.23	0.111			0.137				
8/10/2023			0.131	0.0335 (J)		0.129	<0.1	0.141	0.079 (J)
1/25/2024	0.105	0.252	0.225	0.153	<0.1	0.296	0.193	0.295	0.222
Mean	0.0668	0.08941	0.1467	0.07602	0.08295	0.1095	0.08514	0.1459	0.09482
Std. Dev.	0.06161	0.04569	0.06895	0.03543	0.03072	0.05397	0.03865	0.05059	0.05329

ND substitution: RL or RL/2 if <15% NDs.

Confidence Interval

Constituent: Fluoride (mg/L) Analysis Run 3/6/2024 10:28 AM View: Appendix I & IV Confidence Interval

Plant Arkwright Data: Arkwright No 3

	ARAMW-4	ARGWC-10	ARGWC-15	ARGWC-16	ARGWC-17	ARGWC-18	ARGWC-7	ARGWC-8	ARGWC-9
Upper Lim.	0.09414	0.08845	0.1574	0.1	0.1	0.1317	0.1	0.1738	0.1017
Lower Lim.	0.02941	0.0496	0.08857	0.038	0.055	0.08054	0.062	0.118	0.04653

Confidence Interval

Constituent: Lead (mg/L) Analysis Run 3/6/2024 10:28 AM View: Appendix I & IV Confidence Interval

Plant Arkwright Data: Arkwright No 3

	ARGWC-10	ARGWC-15	ARGWC-16	ARGWC-17	ARGWC-18	ARGWC-8	ARGWC-9
6/23/2016	<0.002	<0.002				<0.002	<0.002
6/24/2016			<0.002	<0.002	<0.002		
8/31/2016						<0.002	<0.002
9/1/2016	<0.002		<0.002	<0.002	<0.002		
9/2/2016		0.0056					
10/25/2016	<0.002		<0.002	<0.002			<0.002
10/26/2016		0.0003 (J)			0.0002 (J)	<0.002	
1/26/2017		<0.002	<0.002	<0.002		<0.002	<0.002
1/27/2017	<0.002				<0.002		
4/11/2017			<0.002	<0.002			
4/12/2017	<0.002	<0.002			<0.002	<0.002	<0.002
6/21/2017		<0.002	<0.002	<0.002	<0.002	<0.002	
6/22/2017	<0.002						<0.002
10/25/2017					<0.002		<0.002
10/26/2017	<0.002	<0.002	<0.002	<0.002		<0.002	
4/10/2018		<0.002	<0.002	<0.002			
4/11/2018	<0.002				<0.002	<0.002	<0.002
10/16/2018			<0.002				
10/17/2018	<0.002	0.0016		<0.002	<0.002	<0.002	<0.002
3/27/2019		<0.002			<0.002		
3/28/2019	<0.002		<0.002	<0.002		<0.002	<0.002
8/20/2019			<0.002				
8/21/2019	<0.002	<0.002		<0.002	<0.002	<0.002	<0.002
10/8/2019		<0.002					
10/9/2019	<0.002		<0.002	<0.002	<0.002	0.00019 (J)	0.00016 (J)
4/8/2020	0.031	<0.002	<0.002	<0.002			
4/9/2020					<0.002	<0.002	<0.002
8/18/2020				<0.002			
8/19/2020	0.00013 (J)	<0.002	<0.002				<0.002
8/20/2020					0.00028 (J)	<0.002	
9/29/2020		<0.002	<0.002	<0.002			
9/30/2020					0.0002 (J)		
10/1/2020	<0.002					<0.002	<0.002
2/9/2021	<0.002	<0.002	<0.002	<0.002			
2/10/2021					<0.002	<0.002	<0.002
9/8/2021		0.0016	<0.002	0.00022 (J)			
9/9/2021					0.00031 (J)	<0.002	<0.002
9/10/2021	<0.002						
2/2/2022	<0.002			<0.002		0.00024 (J)	<0.002
2/3/2022		<0.002	0.00021 (J)		<0.002		
8/31/2022	<0.002	<0.002	<0.002			<0.002	<0.002
9/2/2022				<0.002	<0.002		
2/2/2023	<0.002		<0.002		<0.002	<0.002	<0.002
2/3/2023		<0.002		<0.002			
8/9/2023	<0.002			<0.002			
8/10/2023		0.000841 (J)	<0.002		<0.002	<0.002	<0.002
1/25/2024	<0.002	<0.002	<0.002	<0.002	<0.002	<0.002	<0.002
Mean	0.003233	0.001997	0.001919	0.001919	0.001681	0.001838	0.001916
Std. Dev.	0.006215	0.0009132	0.0003816	0.0003795	0.0006922	0.0005253	0.0003923
Upper Lim.	0.031	0.002	0.002	0.002	0.002	0.002	0.002
Lower Lim.	0.00013	0.0016	0.00021	0.00022	0.00031	0.00024	0.00016

ND substitution: RL or RL/2 if <15% NDs.

Confidence Interval

Constituent: Lithium (mg/L) Analysis Run 3/6/2024 10:28 AM View: Appendix I & IV Confidence Interval

Plant Arkwright Data: Arkwright No 3

	ARAMW-4	ARGWC-10	ARGWC-15	ARGWC-16	ARGWC-17	ARGWC-18	ARGWC-7	ARGWC-8	ARGWC-9
8/31/2016							<0.01	0.0039 (J)	<0.01
9/1/2016		<0.01		<0.01	<0.01	0.0033 (J)			
9/2/2016			0.0045 (J)						
10/25/2016		<0.01		<0.01	<0.01		0.0024 (J)		<0.01
10/26/2016			0.0025 (J)			0.0037 (J)		0.0025 (J)	
1/26/2017			<0.01	<0.01	<0.01		0.0033 (J)	0.0035 (J)	<0.01
1/27/2017		<0.01				0.0048 (J)			
4/11/2017				<0.01	<0.01				
4/12/2017		<0.01	<0.01			0.0039 (J)	<0.01	<0.005	<0.01
6/21/2017			<0.01	<0.01	<0.01	0.0037 (J)		<0.005	
6/22/2017		<0.01					<0.01		<0.01
10/25/2017						0.0047 (J)	0.005		<0.01
10/26/2017		<0.01	<0.01	<0.01	<0.01			0.0041 (J)	
4/10/2018			0.0029 (J)	0.0031 (J)	0.0023 (J)		0.005		
4/11/2018		0.0015 (J)				0.0062		0.0041 (J)	<0.01
10/16/2018				0.0016 (J)					
10/17/2018		0.0011 (J)	<0.01		0.0014 (J)	0.0049 (J)	0.0025 (J)	0.0037 (J)	<0.01
8/20/2019				<0.01					
8/21/2019		<0.01	<0.01		<0.01	0.0036 (J)	0.0034 (J)	<0.005	<0.01
10/8/2019			0.004 (J)						
10/9/2019		0.0055		0.0076	0.0071	0.013	0.0083	0.0077	0.0061
4/8/2020		<0.01	<0.01	<0.01	<0.01		<0.01		
4/9/2020						<0.005		<0.005	<0.01
6/23/2020		<0.01						0.0042 (J)	
6/24/2020	0.013			<0.01	<0.01	0.0047 (J)			
6/25/2020			0.004 (J)				0.0046 (J)		
6/26/2020									<0.01
8/18/2020					<0.01		<0.01		
8/19/2020		<0.01	<0.01	<0.01					<0.01
8/20/2020	0.012					<0.005		<0.005	
9/29/2020			<0.01	<0.01	<0.01		<0.01		
9/30/2020	0.012					0.0048 (J)			
10/1/2020		<0.01						0.0035 (J)	<0.01
2/9/2021		<0.01	<0.01	<0.01	<0.01				
2/10/2021	0.014					0.0041 (J)	<0.01	<0.005	<0.01
9/8/2021	0.013		<0.01	<0.01	<0.01				
9/9/2021						0.0047 (J)		0.0037 (J)	<0.01
9/10/2021		<0.01					<0.01		
2/2/2022	0.014	0.0012 (J)			0.0014 (J)			0.0039 (J)	<0.01
2/3/2022			0.002 (J)	0.002 (J)		0.0046 (J)	0.0031 (J)		
8/31/2022		<0.01	<0.01	<0.01			0.00308 (J)	0.00345 (J)	<0.01
9/2/2022	0.0117				<0.01	0.0038 (J)			
2/2/2023		<0.01		<0.01		0.00391 (J)	<0.01	0.00337 (J)	<0.01
2/3/2023			<0.01		<0.01				
2/7/2023	0.0133								
8/9/2023	0.013	<0.01			<0.01				
8/10/2023			<0.01	<0.01		0.0043 (J)	<0.01	0.00333 (J)	<0.01
1/25/2024	0.0136	<0.01	<0.01	<0.01	<0.01	0.00385 (J)	<0.01	0.00315 (J)	<0.01
Mean	0.01296	0.008538	0.00809	0.008776	0.008676	0.00455	0.007175	0.004195	0.009814
Std. Dev.	0.0008249	0.003196	0.003133	0.002797	0.00299	0.002108	0.003259	0.00109	0.000851
Upper Lim.	0.0137	0.01	0.01	0.01	0.01	0.0048	0.01	0.004091	0.01
Lower Lim.	0.01222	0.0055	0.004	0.0076	0.0071	0.0037	0.0033	0.003119	0.0061

ND substitution: RL or RL/2 if <15% NDs.

Confidence Interval

Constituent: Mercury (mg/L) Analysis Run 3/6/2024 10:28 AM View: Appendix I & IV Confidence Interval

Plant Arkwright Data: Arkwright No 3

	ARGWC-10	ARGWC-15	ARGWC-16	ARGWC-18	ARGWC-7	ARGWC-8
8/31/2016					<0.0002	<0.0002
9/1/2016	<0.0002		8.8E-05 (J)	<0.0002		
9/2/2016		<0.0002				
10/25/2016	<0.0002		<0.0002		<0.0002	
10/26/2016		<0.0002		<0.0002		<0.0002
1/26/2017		<0.0002	7.9E-05 (J)		<0.0002	8.1E-05 (J)
1/27/2017	7.7E-05 (J)			7.4E-05 (J)		
4/11/2017			<0.0002			
4/12/2017	<0.0002	<0.0002		<0.0002	<0.0002	<0.0002
6/21/2017		<0.0002	0.00011 (J)	<0.0002		<0.0002
6/22/2017	<0.0002				<0.0002	
10/25/2017				<0.0002	<0.0002	
10/26/2017	<0.0002	<0.0002	9.4E-05 (J)			<0.0002
4/10/2018		7.1E-05 (J)	9.9E-05 (J)		7E-05 (J)	
4/11/2018	<0.0002			<0.0002		<0.0002
10/16/2018			7E-05 (J)			
10/17/2018	<0.0002	<0.0002		<0.0002	<0.0002	<0.0002
8/20/2019			<0.0002			
8/21/2019	<0.0002	<0.0002		<0.0002	<0.0002	<0.0002
4/8/2020	<0.0002	<0.0002	<0.0002		<0.0002	
4/9/2020				<0.0002		<0.0002
8/18/2020					<0.0002	
8/19/2020	<0.0002	<0.0002	<0.0002			
8/20/2020				<0.0002		<0.0002
9/8/2021		<0.0002	<0.0002			
9/9/2021				<0.0002		<0.0002
9/10/2021	<0.0002				<0.0002	
2/2/2022	<0.0002					<0.0002
2/3/2022		<0.0002	<0.0002	<0.0002	<0.0002	
8/31/2022	<0.0002	<0.0002	<0.0002		<0.0002	<0.0002
9/2/2022				<0.0002		
2/2/2023	<0.0002		<0.0002	<0.0002	<0.0002	<0.0002
2/3/2023		<0.0002				
8/9/2023	<0.0002					
8/10/2023		<0.0002	<0.0002	<0.0002	<0.0002	<0.0002
1/25/2024	<0.0002	<0.0002	<0.0002	<0.0002	<0.0002	<0.0002
Mean	0.0001928	0.0001924	0.0001612	0.0001926	0.0001924	0.000193
Std. Dev.	2.983E-05	3.129E-05	5.477E-05	3.056E-05	3.153E-05	2.886E-05
Upper Lim.	0.0002	0.0002	0.0002	0.0002	0.0002	0.0002
Lower Lim.	7.7E-05	7.1E-05	9.4E-05	7.4E-05	7E-05	8.1E-05

ND substitution: RL or RL/2 if <15% NDs.

Confidence Interval

Constituent: Molybdenum (mg/L) Analysis Run 3/6/2024 10:28 AM View: Appendix I & IV Confidence Interval

Plant Arkwright Data: Arkwright No 3

	ARAMW-4	ARGWC-15	ARGWC-18	ARGWC-8
8/31/2016				0.034
9/1/2016			<0.001	
9/2/2016		0.0015 (J)		
10/26/2016		<0.015	<0.001	0.0377
1/26/2017		<0.015		0.04
1/27/2017			<0.001	
4/12/2017		<0.015	<0.001	0.035
6/21/2017		<0.015	<0.001	0.038
10/25/2017			<0.001	
10/26/2017		<0.015		0.041
4/10/2018		0.00097 (J)		
4/11/2018			<0.001	0.037
10/17/2018		<0.015	<0.001	0.036
8/21/2019		0.0017 (J)	<0.001	0.051
10/8/2019		0.0011 (J)		
10/9/2019			<0.001	0.049
4/8/2020		0.00075 (J)		
4/9/2020			<0.001	0.039
6/23/2020				0.043
6/24/2020	0.00079 (J)		<0.001	
6/25/2020		0.00086 (J)		
8/19/2020		0.0016 (J)		
8/20/2020	<0.001		<0.001	0.042
9/29/2020		0.0019 (J)		
9/30/2020	0.00073 (J)		<0.001	
10/1/2020				0.043
2/9/2021		0.0012 (J)		
2/10/2021	<0.001		<0.001	0.041
9/8/2021	<0.001	0.0017 (J)		
9/9/2021			<0.001	0.043
2/2/2022	<0.001			0.042
2/3/2022		0.0011 (J)	<0.001	
8/31/2022		0.00179		0.0437
9/2/2022	0.000288		<0.001	
2/2/2023			0.000288 (J)	0.0428
2/3/2023		0.000959 (J)		
2/7/2023	0.000328 (J)			
8/9/2023	<0.001			
8/10/2023		0.00212	<0.001	0.0424
1/25/2024	0.000274 (J)	0.000948 (J)	<0.001	0.0446
Mean	0.000741	0.005247	0.0009661	0.0412
Std. Dev.	0.0003218	0.006331	0.0001554	0.004204
Upper Lim.	0.001	0.015	0.001	0.04352
Lower Lim.	0.000288	0.00097	0.000288	0.03888

ND substitution: RL or RL/2 if <15% NDs.

Confidence Interval

Constituent: Selenium (mg/L) Analysis Run 3/6/2024 10:28 AM View: Appendix I & IV Confidence Interval

Plant Arkwright Data: Arkwright No 3

	ARAMW-4	ARGWC-10	ARGWC-15	ARGWC-16	ARGWC-17	ARGWC-7	ARGWC-9
6/23/2016		<0.005	<0.005			0.00029 (J)	<0.005
6/24/2016				0.0014	<0.005		
8/31/2016						<0.005	0.00024 (J)
9/1/2016		<0.005		0.0014	<0.005		
9/2/2016			0.0005 (J)				
10/25/2016		<0.005		0.0015 (J)	<0.005	<0.005	<0.005
10/26/2016			<0.005				
1/26/2017			<0.005	0.00071 (J)	<0.005	<0.005	<0.005
1/27/2017		<0.005					
4/11/2017				0.0011 (J)	<0.005		
4/12/2017		<0.005	<0.005			<0.005	<0.005
6/21/2017			<0.005	0.00075 (J)	<0.005		
6/22/2017		<0.005				<0.005	<0.005
10/25/2017						<0.005	0.00029 (J)
10/26/2017		<0.005	0.0004 (J)	0.0012 (J)	<0.005		
4/10/2018			0.00044 (J)	0.0013	<0.005	<0.005	
4/11/2018		<0.005					<0.005
10/16/2018				0.00072 (J)			
10/17/2018		<0.005	<0.005		<0.005	<0.005	<0.005
3/27/2019			<0.005				
3/28/2019		<0.005		0.0017	<0.005	<0.005	<0.005
8/20/2019				<0.005			
8/21/2019		<0.005	<0.005		<0.005	<0.005	<0.005
10/8/2019			<0.005				
10/9/2019		<0.005		0.0018 (J)	<0.005	<0.005	<0.005
4/8/2020		<0.005	<0.005	0.0022 (J)	<0.005	<0.005	
4/9/2020							<0.005
8/18/2020					<0.005	<0.005	
8/19/2020		<0.005	<0.005	0.0029 (J)			<0.005
8/20/2020	<0.005						
9/29/2020			<0.005	0.0025 (J)	<0.005	<0.005	
9/30/2020	<0.005						
10/1/2020		<0.005					<0.005
2/9/2021		<0.005	<0.005	0.0019 (J)	<0.005		
2/10/2021	<0.005					<0.005	<0.005
9/8/2021	<0.005		<0.005	0.0024 (J)	<0.005		
9/9/2021							<0.005
9/10/2021		0.0017 (J)				0.0028 (J)	
2/2/2022	0.0011 (J)	<0.005			0.00076 (J)		<0.005
2/3/2022			<0.005	0.0032 (J)		<0.005	
8/31/2022		<0.005	<0.005	0.00287 (J)		<0.005	<0.005
9/2/2022	<0.005				<0.005		
2/2/2023		<0.005		0.00466 (J)		<0.005	<0.005
2/3/2023			<0.005		<0.005		
2/7/2023	<0.005						
8/9/2023	<0.005	<0.005			0.00231 (J)		
8/10/2023			<0.005	0.00421 (J)		<0.005	<0.005
1/25/2024	0.00276 (J)	<0.005	<0.005	0.00555	<0.005	<0.005	<0.005
Mean	0.004318	0.00485	0.004379	0.002203	0.004685	0.004686	0.00457
Std. Dev.	0.001416	0.0007036	0.001599	0.001296	0.001047	0.001088	0.001393
Upper Lim.	0.005	0.005	0.005	0.002899	0.005	0.005	0.005
Lower Lim.	0.0011	0.0017	0.0005	0.001507	0.00231	0.0028	0.00029

ND substitution: RL or RL/2 if <15% NDs.

Confidence Interval

Constituent: Silver (mg/L) Analysis Run 3/6/2024 10:28 AM View: Appendix I & IV Confidence Interval

Plant Arkwright Data: Arkwright No 3

	ARGWC-15	ARGWC-16
6/23/2016	<0.001	
6/24/2016		<0.001
10/25/2016		<0.001
10/26/2016	<0.001	
4/11/2017		<0.001
4/12/2017	<0.001	
10/26/2017	0.00037 (J)	0.00026 (J)
4/10/2018	<0.001	<0.001
10/16/2018		<0.001
10/17/2018	<0.001	
3/27/2019	<0.001	
3/28/2019		<0.001
10/8/2019	0.00018 (J)	
10/9/2019		<0.001
4/8/2020	<0.001	<0.001
9/29/2020	<0.001	<0.001
2/9/2021	<0.001	<0.001
9/8/2021	<0.001	<0.001
2/3/2022	<0.001	<0.001
8/31/2022	<0.001	<0.001
2/2/2023		<0.001
2/3/2023	<0.001	
8/10/2023	<0.001	<0.001
1/25/2024	<0.001	<0.001
Mean	0.0009147	0.0009565
Std. Dev.	0.0002431	0.0001795
Upper Lim.	0.001	0.001
Lower Lim.	0.00037	0.00026

ND substitution: RL or RL/2 if <15% NDs.

Confidence Interval

Constituent: Thallium (mg/L) Analysis Run 3/6/2024 10:28 AM View: Appendix I & IV Confidence Interval

Plant Arkwright Data: Arkwright No 3

	ARAMW-4	ARGWC-15	ARGWC-16	ARGWC-17	ARGWC-18
9/1/2016			<0.002	<0.002	<0.002
9/2/2016		9.5E-05 (J)			
10/25/2016			<0.002	<0.002	
10/26/2016		<0.002			<0.002
1/26/2017		<0.002	<0.002	<0.002	
1/27/2017					<0.002
4/11/2017			<0.002	<0.002	
4/12/2017		<0.002			<0.002
6/21/2017		<0.002	<0.002	<0.002	<0.002
10/25/2017					<0.002
10/26/2017		<0.002	<0.002	<0.002	
4/10/2018		<0.002	<0.002	<0.002	
4/11/2018					<0.002
10/16/2018			<0.002		
10/17/2018		<0.002		<0.002	<0.002
8/20/2019			<0.002		
8/21/2019		<0.002		<0.002	<0.002
10/8/2019		<0.002			
10/9/2019			<0.002	<0.002	<0.002
4/8/2020		<0.002	<0.002	<0.002	
4/9/2020					<0.002
8/18/2020				<0.002	
8/19/2020		<0.002	0.00027 (J)		
8/20/2020	0.00022 (J)				<0.002
9/29/2020		<0.002	0.00025 (J)	<0.002	
9/30/2020	<0.002				<0.002
2/9/2021		<0.002	<0.002	<0.002	
2/10/2021	<0.002				<0.002
9/8/2021	<0.002	<0.002	0.00025 (J)	0.00063 (J)	
9/9/2021					0.00028 (J)
2/2/2022	<0.002			<0.002	
2/3/2022		<0.002	<0.002		<0.002
8/31/2022		<0.002	<0.002		
9/2/2022	<0.002			<0.002	<0.002
2/2/2023			<0.002		<0.002
2/3/2023		<0.002		<0.002	
2/7/2023	<0.002				
8/9/2023	<0.002			<0.002	
8/10/2023		<0.002	<0.002		<0.002
1/25/2024	<0.002	<0.002	<0.002	<0.002	<0.002
Mean	0.001802	0.001905	0.001739	0.001932	0.001914
Std. Dev.	0.0005933	0.000426	0.0006387	0.0003063	0.0003846
Upper Lim.	0.002	0.002	0.002	0.002	0.002
Lower Lim.	0.00022	9.5E-05	0.00027	0.00063	0.00028

ND substitution: RL or RL/2 if <15% NDs.

FIGURE J.

Appendix IV Trend Tests - Significant Results

Plant Arkwright Client: Southern Company Data: Arkwright No 3 Printed 3/5/2024, 2:25 PM

Constituent	Well	Slope	Calc.	Critical	Sig.	N	%NDs	Normality	Xform	Alpha	Method
Cobalt (mg/L)	**ARGWC-17**	**0.002419**	**86**	**66**	**Yes**	**21**	**0**	**n/a**	**n/a**	**0.05**	**NP**

Appendix IV Trend Tests - All Results

Plant Arkwright Client: Southern Company Data: Arkwright No 3 Printed 3/5/2024, 2:25 PM

Constituent	Well	Slope	Calc.	Critical	Sig.	N	%NDs	Normality	Xform	Alpha	Method
Cobalt (mg/L)	ARGWA-12 (bg)	-0.00003637	-58	-66	No	21	52.38	n/a	n/a	0.05	NP
Cobalt (mg/L)	ARGWA-13 (bg)	0	5	66	No	21	90.48	n/a	n/a	0.05	NP
Cobalt (mg/L)	ARGWA-14 (bg)	0	4	66	No	21	95.24	n/a	n/a	0.05	NP
Cobalt (mg/L)	ARGWA-24 (bg)	0	2	17	No	8	62.5	n/a	n/a	0.05	NP
Cobalt (mg/L)	ARGWA-3 (bg)	0	1	66	No	21	90.48	n/a	n/a	0.05	NP
Cobalt (mg/L)	ARGWA-5 (bg)	0	-9	-66	No	21	85.71	n/a	n/a	0.05	NP
Cobalt (mg/L)	**ARGWC-17**	**0.002419**	**86**	**66**	**Yes**	**21**	**0**	**n/a**	**n/a**	**0.05**	**NP**

Sanitas™ v.10.0.10 Sanitas software utilized by Groundwater Stats Consulting. UG
Hollow symbols indicate censored values.

Sen's Slope Estimator

ARGWA-12 (bg)

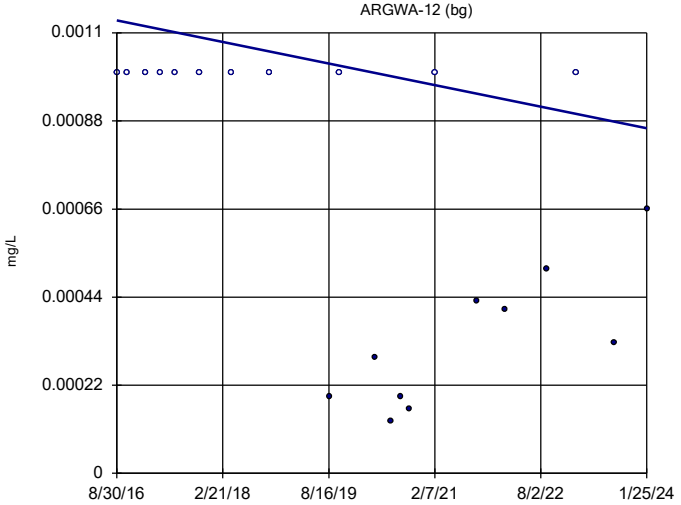

n = 21

Slope = -0.00003637 units per year.

Mann-Kendall statistic = -58
critical = -66

Trend not significant at 95% confidence level (α = 0.025 per tail).

Constituent: Cobalt Analysis Run 3/5/2024 2:24 PM View: Appendix IV - Trend Tests
Plant Arkwright Client: Southern Company Data: Arkwright No 3

Sanitas™ v.10.0.10 Sanitas software utilized by Groundwater Stats Consulting. UG
Hollow symbols indicate censored values.

Sen's Slope Estimator

ARGWA-13 (bg)

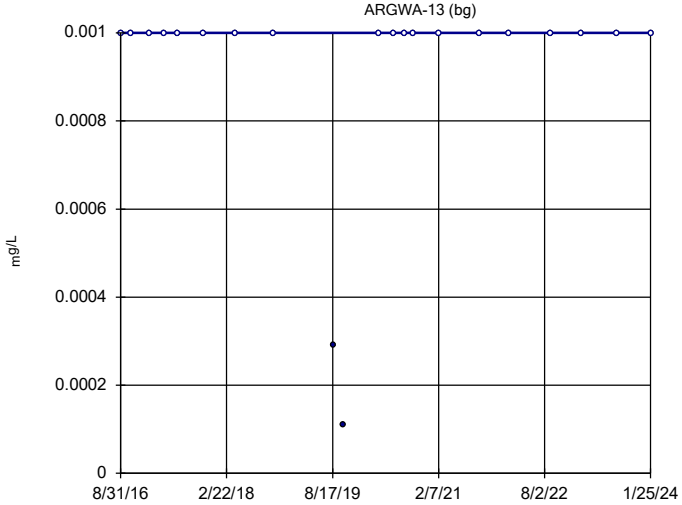

n = 21

Slope = 0 units per year.

Mann-Kendall statistic = 5
critical = 66

Trend not significant at 95% confidence level (α = 0.025 per tail).

Constituent: Cobalt Analysis Run 3/5/2024 2:24 PM View: Appendix IV - Trend Tests
Plant Arkwright Client: Southern Company Data: Arkwright No 3

Sanitas™ v.10.0.10 Sanitas software utilized by Groundwater Stats Consulting. UG
Hollow symbols indicate censored values.

Sen's Slope Estimator

ARGWA-14 (bg)

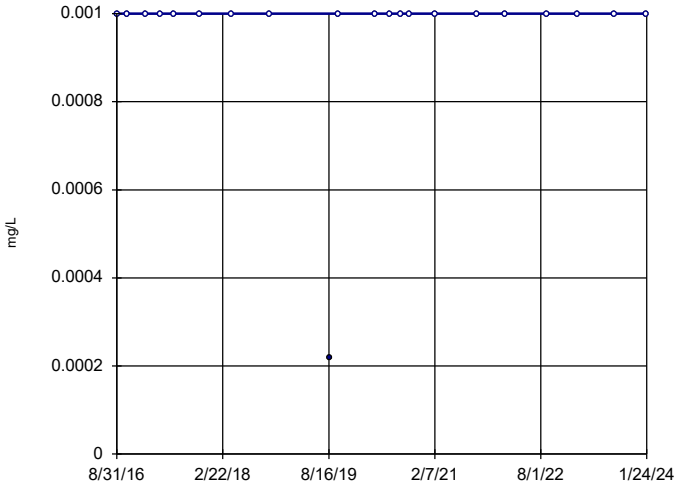

n = 21

Slope = 0 units per year.

Mann-Kendall statistic = 4
critical = 66

Trend not significant at 95% confidence level (α = 0.025 per tail).

Constituent: Cobalt Analysis Run 3/5/2024 2:24 PM View: Appendix IV - Trend Tests
Plant Arkwright Client: Southern Company Data: Arkwright No 3

Sanitas™ v.10.0.10 Sanitas software utilized by Groundwater Stats Consulting. UG
Hollow symbols indicate censored values.

Sen's Slope Estimator

ARGWA-24 (bg)

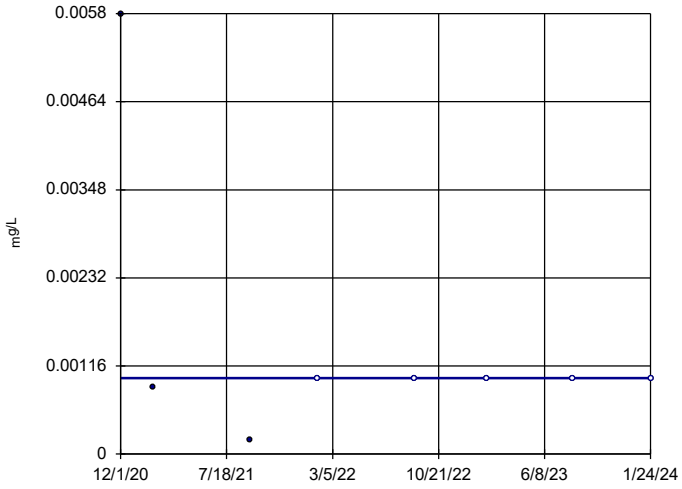

n = 8

Slope = 0 units per year.

Mann-Kendall statistic = 2
critical = 17

Trend not significant at 95% confidence level (α = 0.025 per tail).

Constituent: Cobalt Analysis Run 3/5/2024 2:24 PM View: Appendix IV - Trend Tests
Plant Arkwright Client: Southern Company Data: Arkwright No 3

Sanitas™ v.10.0.10 Sanitas software utilized by Groundwater Stats Consulting. UG
Hollow symbols indicate censored values.

Sen's Slope Estimator

ARGWA-3 (bg)

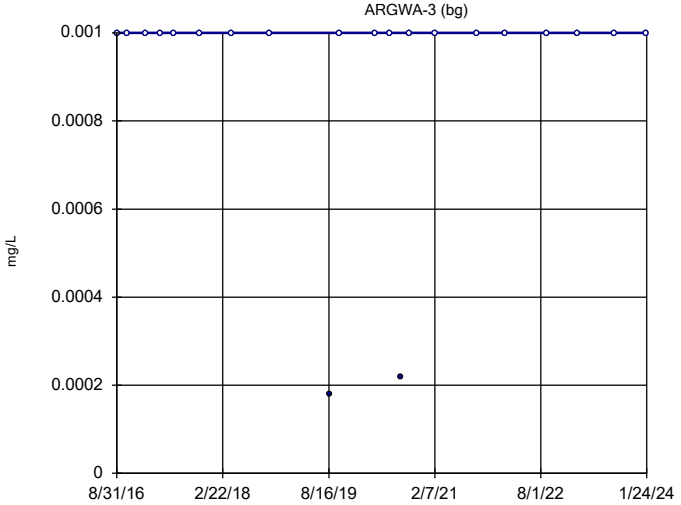

n = 21

Slope = 0 units per year.

Mann-Kendall statistic = 1
critical = 66

Trend not significant at 95% confidence level (α = 0.025 per tail).

Constituent: Cobalt Analysis Run 3/5/2024 2:24 PM View: Appendix IV - Trend Tests
Plant Arkwright Client: Southern Company Data: Arkwright No 3

Sanitas™ v.10.0.10 Sanitas software utilized by Groundwater Stats Consulting. UG
Hollow symbols indicate censored values.

Sen's Slope Estimator

ARGWA-5 (bg)

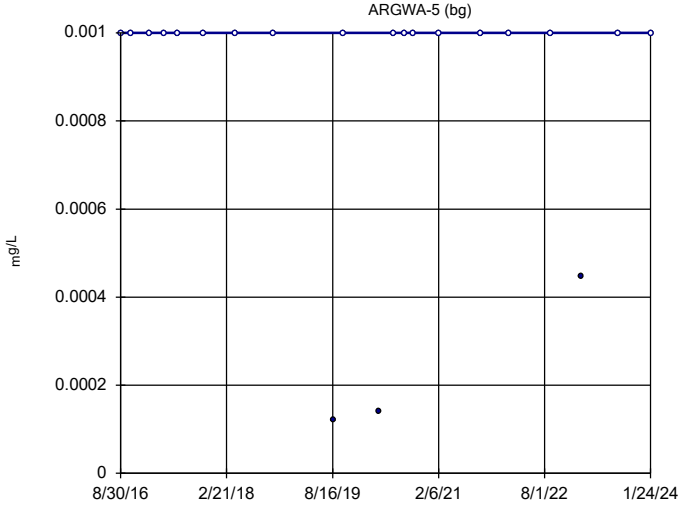

n = 21

Slope = 0 units per year.

Mann-Kendall statistic = -9
critical = -66

Trend not significant at 95% confidence level (α = 0.025 per tail).

Constituent: Cobalt Analysis Run 3/5/2024 2:24 PM View: Appendix IV - Trend Tests
Plant Arkwright Client: Southern Company Data: Arkwright No 3

Sanitas™ v.10.0.10 Sanitas software utilized by Groundwater Stats Consulting. UG

Sen's Slope Estimator

ARGWC-17

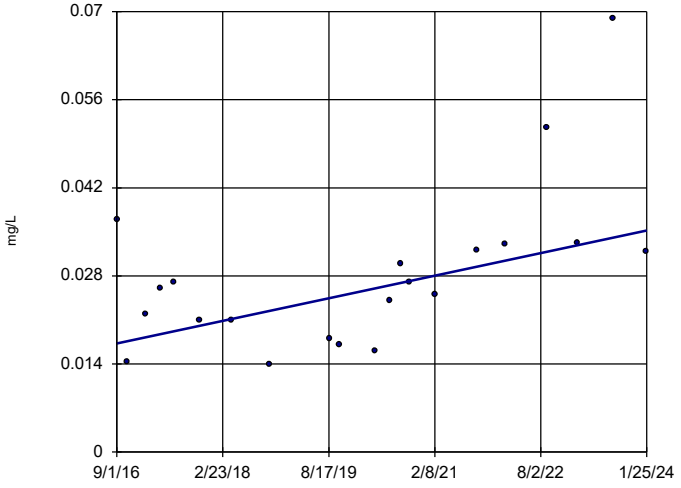

n = 21

Slope = 0.002419 units per year.

Mann-Kendall statistic = 86
critical = 66

Increasing trend significant at 95% confidence level (α = 0.025 per tail).

Constituent: Cobalt Analysis Run 3/5/2024 2:24 PM View: Appendix IV - Trend Tests
Plant Arkwright Client: Southern Company Data: Arkwright No 3